



US008691503B2

(12) **United States Patent**  
**Adorjan et al.**

(10) **Patent No.:** **US 8,691,503 B2**  
(45) **Date of Patent:** **\*Apr. 8, 2014**

(54) **METHOD AND NUCLEIC ACIDS FOR THE ANALYSIS OF COLORECTAL CELL PROLIFERATIVE DISORDERS**

## FOREIGN PATENT DOCUMENTS

(75) Inventors: **Peter Adorjan**, Berlin (DE); **Matthias Burger**, Berlin (DE); **Sabine Maier**, Brussels (BE); **Ralf Lesche**, Berlin (DE); **Susan Cottrell**, Seattle, WA (US); **Theo De Vos**, Seattle, WA (US)

EP	02004551.4	2/2002
WO	WO 95/00669	1/1995
WO	WO 95/15373	6/1995
WO	WO 97/46705	12/1997
WO	WO 99/28498	6/1999
WO	WO 99/64626	12/1999
WO	WO 00/52204	9/2000
WO	WO 01/72781	10/2001
WO	WO 01/77373	10/2001
WO	WO 02/101357	12/2002
WO	WO 03/072812	9/2003

(73) Assignee: **Epigenomics AG**, Berlin (DE)

(\* ) Notice: Subject to any disclaimer, the term of this patent is extended or adjusted under 35 U.S.C. 154(b) by 1380 days.

This patent is subject to a terminal disclaimer.

## OTHER PUBLICATIONS

(21) Appl. No.: **10/482,823**

Carninci et al., *Genome*, vol. 10, p. 1617-1630, 2000.\*  
Wayne et al., *Human Molecule Genetic*, vol. 10, p. 195-200, 2001.\*  
Sequence search result.\*

(22) PCT Filed: **Feb. 13, 2003**

Sequence search result, Jan. 2008.\*  
Belyavsky et al., "PCR-based cDNA library construction: general cDNA libraries at the level of a few cells," *Nucleic Acids Research*, 1989, pp. 2919-2932, vol. 17, No. 8.

(86) PCT No.: **PCT/EP03/01457**

§ 371 (c)(1),  
(2), (4) Date: **Jul. 12, 2004**

Borsani et al., "EYA4, a novel vertebrate gene related to *Drosophila eyes absent*," *Human Molecular Genetics*, 1999, pp. 11-23, vol. 8, No. 1.

(87) PCT Pub. No.: **WO03/072812**

PCT Pub. Date: **Sep. 4, 2003**

Eads et al., "CpG Island Hypermethylation in Human Colorectal Tumors Is Not Associated with DNA Methyltransferase Overexpression," *Cancer Research*, May 15, 1999, pp. 2302-2306, vol. 59.

(65) **Prior Publication Data**

US 2005/0003463 A1 Jan. 6, 2005

Eads et al., "Epigenetic Patterns in the Progression of Esophageal Adenocarcinoma," *Cancer Research*, Apr. 15, 2001, pp. 3410-3418, vol. 6.

(30) **Foreign Application Priority Data**

Feb. 27, 2002 (EP) ..... 02004551

Feil et al., "Methylation analysis on individual chromosomes: improved protocol for bisulphite genomic sequencing," *Nucleic Acids Research*, 1994, pp. 695-696, vol. 22, No. 4.

(51) **Int. Cl.**  
**C12Q 1/68** (2006.01)  
**G01N 33/574** (2006.01)

Galfre et al., "Preparation of Monoclonal Antibodies: Strategies and Procedures," *Methods in Enzymology*, pp. 3-46, vol. 73.

(52) **U.S. Cl.**  
USPC ..... **435/6; 435/7.23**

Gonzalzo et al., "Identification and Characterization of Differentially Methylated Regions of Genomic DNA by Methylation-sensitive Arbitrarily Primed PCR," *Cancer Research*, Feb. 15, 1997, pp. 594-599, vol. 57.

(58) **Field of Classification Search**  
None  
See application file for complete search history.

Gonzalzo et al., "Rapid quantitation of methylation differences at specific sites using methylation-sensitive single nucleotide primer extension (Ms-SNuPE)," *Nucleic Acids Research*, 1997, pp. 2529-2531, vol. 25, No. 12.

Grigg et al., "Sequencing 5-Methylcytosine Residues in Genomic DNA," *BioEssays*, Jun. 1994, pp. 431-436, vol. 16, No. 6.

(Continued)

(56) **References Cited**

## U.S. PATENT DOCUMENTS

5,565,552 A	10/1996	Magda et al.	
5,567,810 A	10/1996	Weis et al.	
5,574,142 A	11/1996	Meyer, Jr. et al.	
5,585,481 A	12/1996	Arnold, Jr. et al.	
5,587,371 A	12/1996	Sessler et al.	
5,597,696 A	1/1997	Linn et al.	
5,744,305 A	4/1998	Fodor et al.	
5,786,146 A *	7/1998	Herman et al.	435/6
5,837,832 A	11/1998	Chee et al.	
5,958,773 A	9/1999	Monia et al.	
6,265,171 B1	7/2001	Herman et al.	
6,331,393 B1 *	12/2001	Laird et al.	435/6

Primary Examiner — Lei Yao

(74) *Attorney, Agent, or Firm* — DLA Piper LLP (US)

(57) **ABSTRACT**

The invention provides methods and nucleic acids for detecting, differentiating or distinguishing between colon cell proliferative disorders as well as therapy thereof by analysis of the gene EYA4 and its promoter and regulatory sequences. The invention further provides novel nucleic acid sequences useful for the cell proliferative disorder specific analysis of said gene as well as methods, assays and kits thereof.

**4 Claims, 10 Drawing Sheets**

(56)

## References Cited

## OTHER PUBLICATIONS

Gut et al., "DNA and Matrix Assisted Laser Desorption Ionization Mass Spectrometry," *Molecular Biology: Current Innovations and Future Trends*, 1995, pp. 147-157, Horizon Scientific Press, Wyomndham, United Kingdom.

Gut et al., "A procedure for selection DNA alkylation and detection by mass spectrometry," *Nucleic Acids Research*, 1995, pp. 1367-1373, vol. 23, No. 8.

Heid et al., "Real Time Quantitative PCR," *Genome Research*, 1996, pp. 986-994, vol. 6.

Herman et al., "Methylation-specific PCR: A novel PCR assay for methylation status of CpG islands," *Seq.* 1996, pp. 9821-9826, vol. 93.

Hiltunen et al., "Hypermethylation of the *WT1* and calcitonin gene promoter regions at chromosome 11p in human colorectal cancer," *British Journal of Cancer*, 1997, pp. 1124-1130, vol. 76, No. 9.

Karas et al., "Laser Desorption Ionization of Proteins with Molecular Masses Exceeding 10 000 Daltons," *Analytical Chemistry*, Oct. 15, 1988, pp. 2299-2301, vol. 60, No. 20.

Koehler et al., "Continuous cultures of fused cells secreting antibody of predefined specificity," *Nature*, Aug. 7, 1975, 495-497, vol. 256.

Krug et al., "First-Strand cDNA Synthesis Primed with Oligo(dT)," *Methods in Enzymology*, 1987, pp. 316-325, vol. 152.

Martin et al., "Genomic sequencing indicates a correlation between DNA hypomethylation in the 5' region of the pS2 gene and its expression in human breast cancer cell lines," *Gene*, 1995, pp. 261-265, vol. 157.

Olek et al., "A modified and improved method for bisulphite based cytosine methylation analysis," *Nucleic Acids Research*, 1996, pp. 5064-5066, vol. 24, No. 24.

Olek et al., "The pre-implantation ontogeny of the H19 methylation imprint" *Nature Genetics*, Nov. 1997, pp. 275-276, vol. 17.

Rein et al., "Identifying 5-methylcytosine and related modifications in DNA genomes," *Nucleic Acids Research*, 1998, pp. 2255-2264, vol. 26, No. 10.

Sanger et al., "DNA sequencing with chain-terminating inhibitors," *PNAS*, Dec. 1977, pp. 5463-5467, vol. 74, No. 12.

Stites et al., "Clinical Laboratory Methods for Detection of Antigens and Antibodies," *Basic and Clinical Immunology*, 7<sup>th</sup> ed., 1991, pp. 217-262, Appleton & Lange, Norwalk, Conn.

Van Der Krol et al., "Modulation of Eukaryotic Gene Expression by Complementary RNA or DNA Sequences," *BioTechniques*, Nov.-Dec. 1988, pp. 958-976, vol. 6, No. 10.

Xiong et al., "COBRA: a sensitive and quantitative DNA methylation assay," *Nucleic Acids Research*, 1997, pp. 2532-2534, vol. 25, No. 12.

Yu et al., "Specific inhibition of PCR by Non-Extendable Oligonucleotides Using a 5' to 3' Exonuclease-Deficient DNA Polymerase," *BioTechniques*, Oct. 1997, pp. 714-720, vol. 23.

Žeschnigk et al., "Imprinted segments in the human genome: different DNA methylation patterns in the Prader-Willi/Angelman syndrome region as determined by the genomic sequencing method," *Human Molecular Genetics*, 1997, pp. 387-395, vol. 6, No. 3.

Zeschnigk et al., "A single-tube PCR test for the diagnosis of Angelman and Prader-Willi syndrome based on allelic methylation differences at the SNRPN locus," *European Journal of Human Genetics*, Mar.-Apr. 1997, pp. 94-98, vol. 5, No. 2.

Zon, "Oligonucleotide Analogues as Potential Chemotherapeutic Agents," *Pharmaceutical Research*, Sep. 1988, pp. 539-549, vol. 5, No. 9.

\* cited by examiner

FIGURE 1

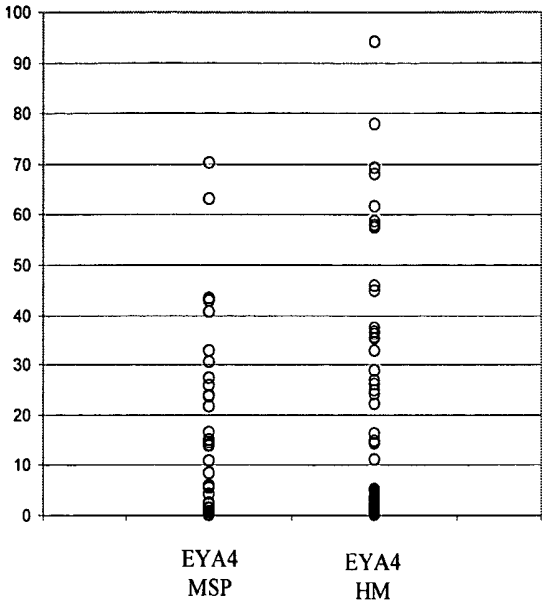


FIGURE 2

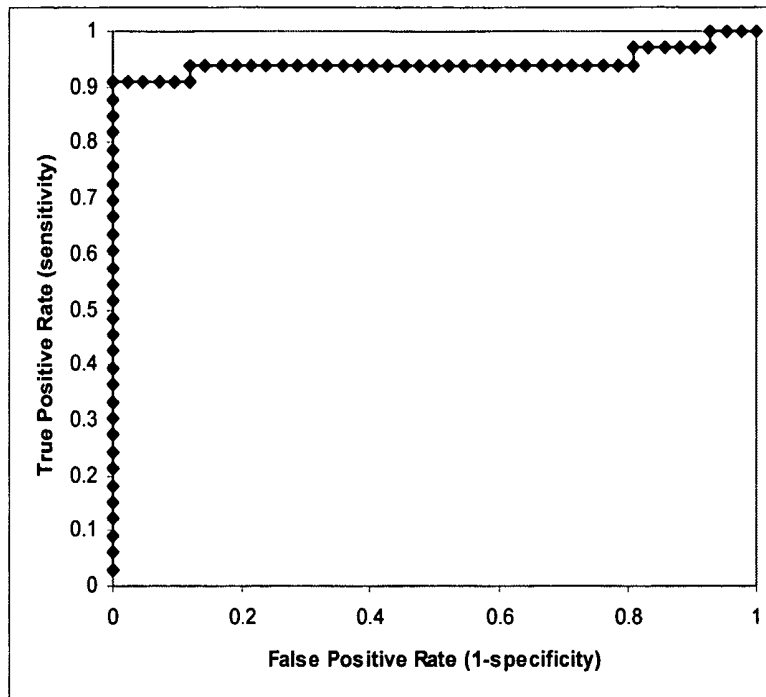


FIGURE 3

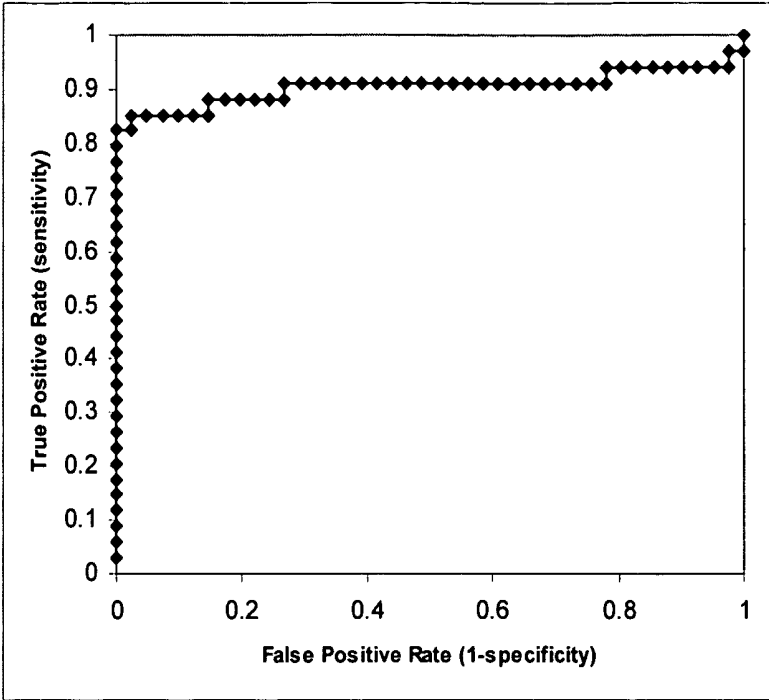


FIGURE 4

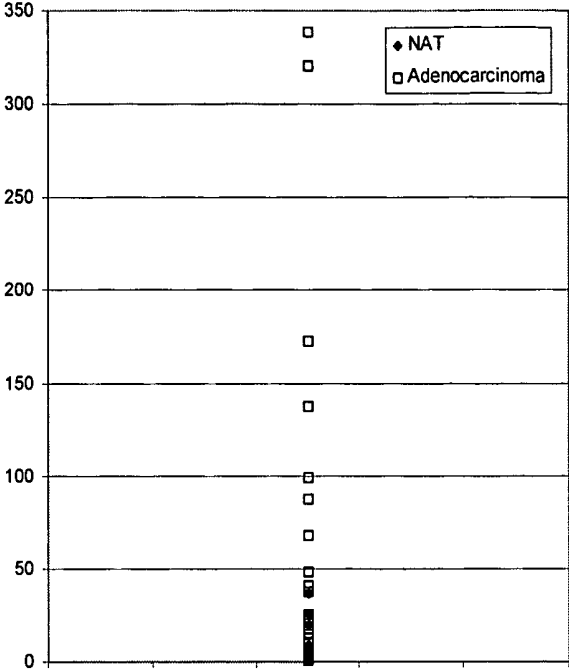


FIGURE 5

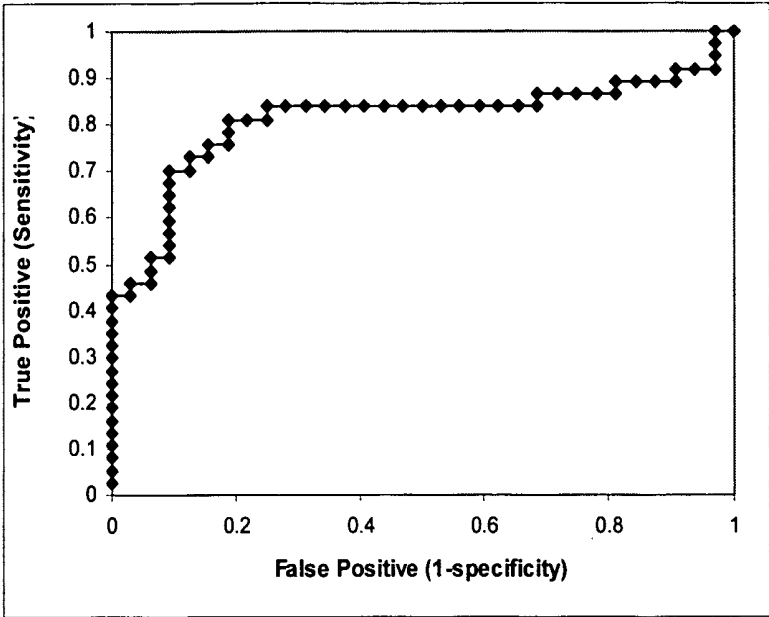


FIGURE 6

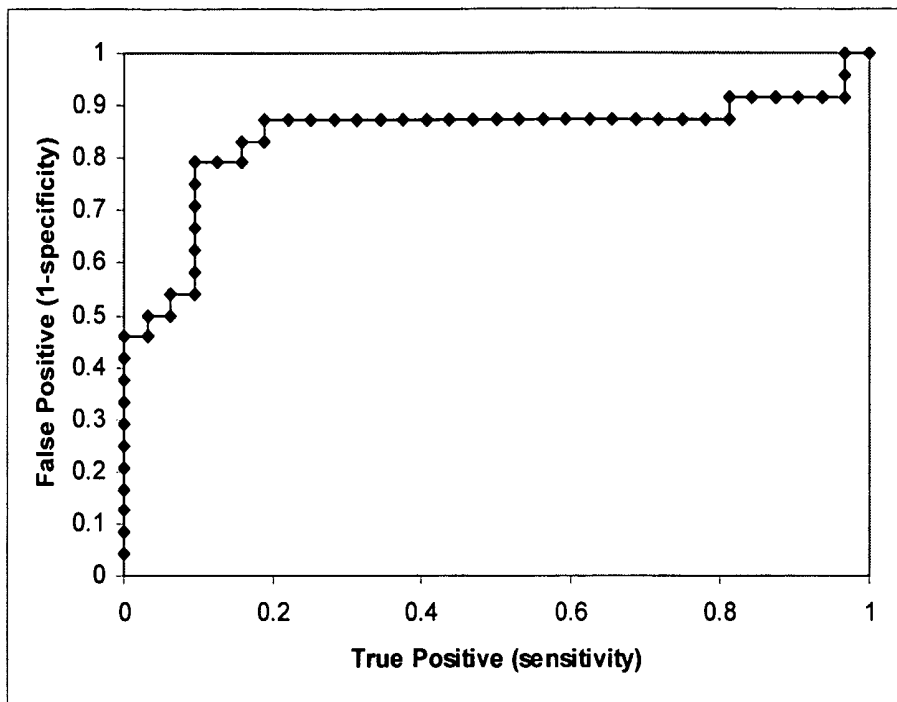


FIGURE 7

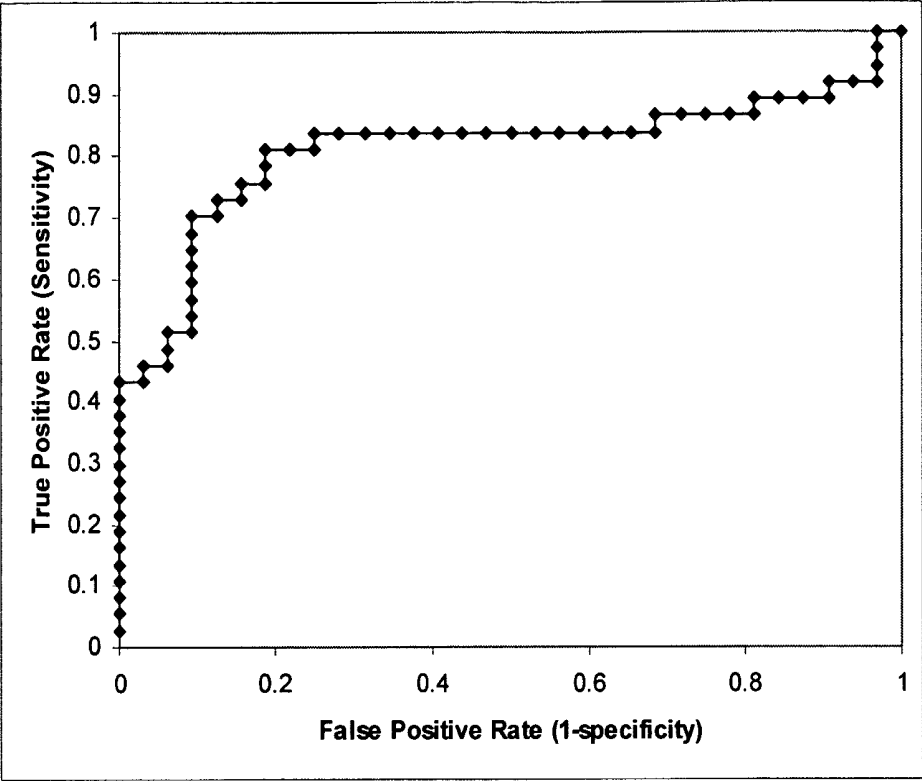


FIGURE 8

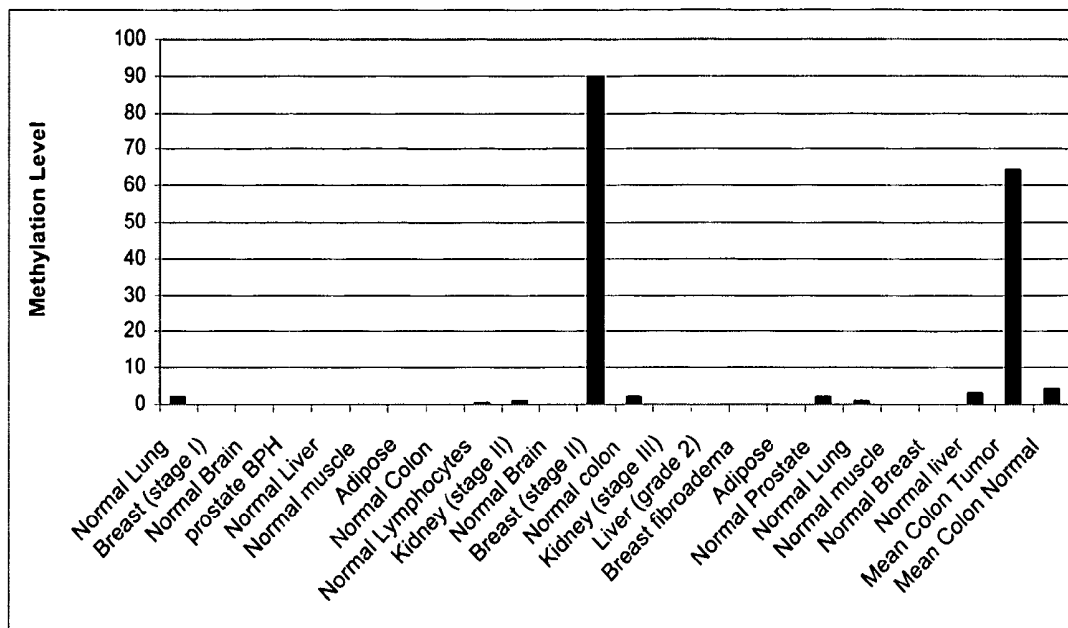


FIGURE 9

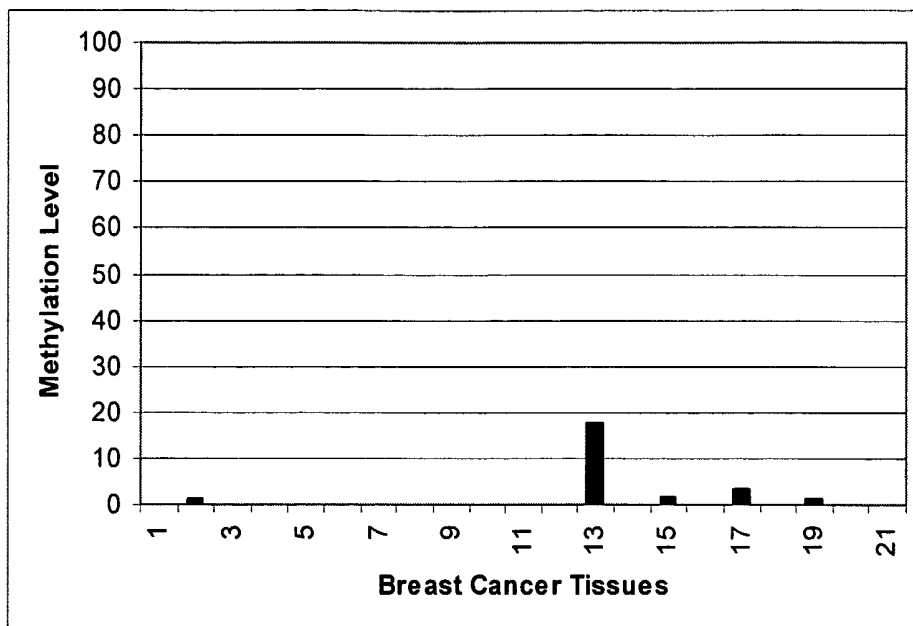
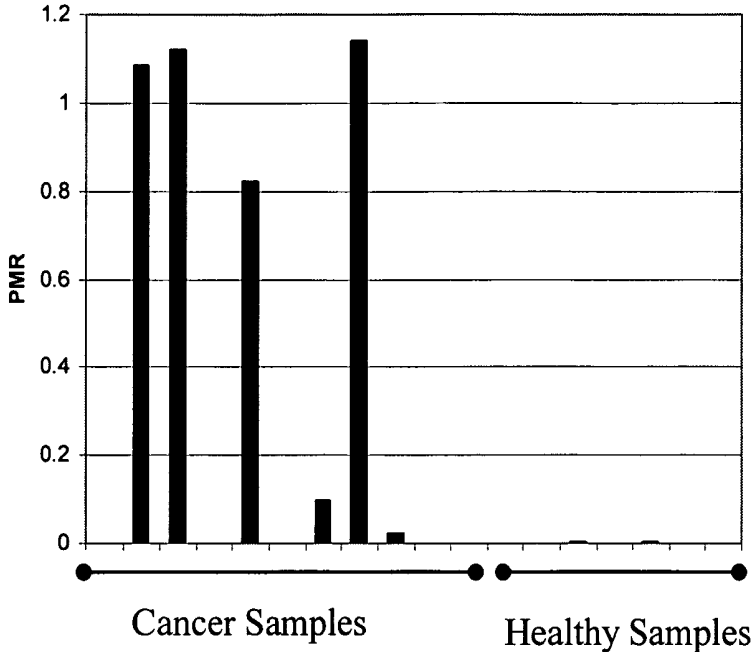


FIGURE 10



## METHOD AND NUCLEIC ACIDS FOR THE ANALYSIS OF COLORECTAL CELL PROLIFERATIVE DISORDERS

### CROSS-REFERENCE TO RELATED APPLICATIONS

This application claims the benefit of priority to European Patent Application EP 02004551.4 filed Feb. 27, 2002, and to PCT/EP03/01457 filed Feb. 13, 2003 and entitled "Method and Nucleic Acids for the Analysis of Colorectal Cell Proliferative Disorders," which are incorporated by reference herein in their entireties.

### FIELD OF THE INVENTION

Colorectal cancer is the fourth leading cause of cancer mortality in men and women. The 5-year survival rate is 61% over all stages with early detection being a prerequisite for curative therapy of the disease. Up to 95% of all colorectal cancers are adenocarcinomas of varying differentiation grades.

Sporadic colon cancer develops in a multistep process starting with the pathological transformation of normal colonic epithelium to an adenoma which consecutively progresses to invasive cancer. The progression rate of colonic adenomas is currently predicted based on their histological appearance, location, degree of spread and extent of bowel involvement. For example, tubular-type benign adenomas rarely progress to malignant tumours, whereas villous benign adenomas, particularly if larger than 2 cm in diameter, have a significant malignant potential.

During progression from benign proliferative lesions to malignant neoplasms several genetic and epigenetic alterations are known to occur. Somatic mutation of the APC gene seems to be one of the earliest events in 75 to 80% of colorectal adenomas and carcinomas. Activation of K-RAS is thought to be a critical step in the progression towards a malignant phenotype. Consecutively, mutations in other oncogenes as well as alterations leading to inactivation of tumour suppressor genes accumulate.

Aberrant DNA methylation within CpG islands is among the earliest and most common alterations in human cancers leading to abrogation or overexpression of a broad spectrum of genes. In addition, abnormal methylation has been shown to occur in CpG rich regulatory elements in intronic and coding parts of genes for certain tumours. In contrast to the specific hypermethylation of tumour suppressor genes, an overall hypomethylation of DNA can be observed in tumour cells. This decrease in global methylation can be detected early, far before the development of frank tumour formation. Also, correlation between hypomethylation and increased gene expression was reported for many oncogenes. In colon cancer, aberrant DNA methylation constitutes one of the most prominent alterations and inactivates many tumour suppressor genes such as p14ARF, p16INK4a, THBS1, MINT2, and MINT31 and DNA mismatch repair genes such as hMLH1.

In the molecular evolution of colorectal cancer, DNA methylation errors have been suggested to play two distinct roles. In normal colonic mucosal cells, methylation errors accumulate as a function of age or as time-dependent events predisposing these cells to neoplastic transformation. For example, hypermethylation of several loci could be shown to be already present in adenomas, particularly in the tubulovillous and villous subtype. At later stages, increased DNA methylation of CpG islands plays an important role in a subset of tumours affected by the so called CpG island methylator

phenotype (CIMP). Most CIMP+ tumours, which constitute about 15% of all sporadic colorectal cancers, are characterised by microsatellite instability (MIN) due to hypermethylation of the hMLH1 promoter and other DNA mismatch repair genes. By contrast, CIMP- colon cancers evolve along a more classic genetic instability pathway (CIN), with a high rate of p53 mutations and chromosomal changes.

However, the molecular subtypes do not only show varying frequencies regarding molecular alterations. According to the presence of either micro satellite instability or chromosomal aberrations, colon cancer can be subclassified into two classes, which also exhibit significant clinical differences. Almost all MIN tumours originate in the proximal colon (ascending and transversum), whereas 70% of CIN tumours are located in the distal colon and rectum. This has been attributed to the varying prevalence of different carcinogens in different sections of the colon. Methylating carcinogens, which constitute the prevailing carcinogen in the proximal colon have been suggested to play a role in the pathogenesis of MIN cancers, whereas CIN tumours are thought to be more frequently caused by adduct-forming carcinogens, which occur more frequently in distal parts of the colon and rectum. Moreover, MIN tumours have a better prognosis than do tumours with a CIN phenotype and respond better to adjuvant chemotherapy.

The identification of markers for the differentiation of colon carcinoma as well as for early detection are main goals of current research.

EYA4 is the most recently identified member of the vertebrate Eya (eyes-absent) gene family, a group of four transcriptional activators that interact with other proteins in a conserved regulatory hierarchy to ensure normal embryologic development. The EYA4 gene is mapped to 6q22.3 and encodes a 640 amino acid protein. The structure of EYA4 conforms to the basic pattern established by EYA1-3, and includes a highly conserved 271 amino acid C-terminus called the *eya*-homologous region (*eyaHR*; alternatively referred to as the *eya* domain or *eya* homology domain 1) and a more divergent proline-serine-threonine (PST)-rich (34-41%) transactivation domain at the N-terminus (Borsani G, et al., EYA4, a novel vertebrate gene related to *Drosophila* eyes absent. *Hum Mol Genet* 1999 January; 8(1):11-23). EYA proteins interact with members of the SIX and DACH protein families during early embryonic development. Mutations in the EYA4 gene are responsible for postlingual, progressive, autosomal dominant hearing loss at the DFNA10 locus (Wayne S, Robertson N G, DeClau F, Chen N, Verhoeven K, Prasad S, Tranebjerg L, Morton C C, Ryan A F, Van Camp G, Smith R J: Mutations in the transcriptional activator EYA4 cause late-onset deafness at the DFNA10 locus. *Hum Mol Genet* 2001 Feb. 1; 10(3):195-200 with further references). A link between the Methylation of Cytosine positions in the EYA 4 gene and cancer has not yet been established.

5-methylcytosine is the most frequent covalent base modification in the DNA of eukaryotic cells. It plays a role, for example, in the regulation of the transcription, in genetic imprinting, and in tumorigenesis. Therefore, the identification of 5-methylcytosine as a component of genetic information is of considerable interest. However, 5-methylcytosine positions cannot be identified by sequencing since 5-methylcytosine has the same base pairing behaviour as cytosine. Moreover, the epigenetic information carried by 5-methylcytosine is completely lost during PCR amplification.

A relatively new and currently the most frequently used method for analysing DNA for 5-methylcytosine is based upon the specific reaction of bisulfite with cytosine which, upon subsequent alkaline hydrolysis, is converted to uracil

which corresponds to thymidine in its base pairing behaviour. However, 5-methylcytosine remains unmodified under these conditions. Consequently, the original DNA is converted in such a manner that methylcytosine, which originally could not be distinguished from cytosine by its hybridisation behaviour, can now be detected as the only remaining cytosine using "normal" molecular biological techniques, for example, by amplification and hybridisation or sequencing. All of these techniques are based on base pairing which can now be fully exploited. In terms of sensitivity, the prior art is defined by a method which encloses the DNA to be analysed in an agarose matrix, thus preventing the diffusion and renaturation of the DNA (bisulfite only reacts with single-stranded DNA), and which replaces all precipitation and purification steps with fast dialysis (Olek A, Oswald J, Walter J. A modified and improved method for bisulphite based cytosine methylation analysis. *Nucleic Acids Res.* 1996 Dec. 15; 24(24):5064-6). Using this method, it is possible to analyse individual cells, which illustrates the potential of the method. However, currently only individual regions of a length of up to approximately 3000 base pairs are analysed, a global analysis of cells for thousands of possible methylation events is not possible. However, this method cannot reliably analyse very small fragments from small sample quantities either. These are lost through the matrix in spite of the diffusion protection.

An overview of the further known methods of detecting 5-methylcytosine may be gathered from the following review article: Rein, T., DePamphilis, M. L., Zorbas, H., *Nucleic Acids Res.* 1998, 26, 2255.

To date, barring few exceptions (e.g., Zeschnigk M, Lich C, Buiting K, Doerfler W, Horsthemke B. A single-tube PCR test for the diagnosis of Angelman and Prader-Willi syndrome based on allelic methylation differences at the SNRPN locus. *Eur J Hum Genet.* 1997 March-April; 5(2):94-8) the bisulfite technique is only used in research. Always, however, short, specific fragments of a known gene are amplified subsequent to a bisulfite treatment and either completely sequenced (Olek A, Walter J. The pre-implantation ontogeny of the H19 methylation imprint. *Nat Genet.* 1997 November; 17(3):275-6) or individual cytosine positions are detected by a primer extension reaction (Gonzalzo M L, Jones P A. Rapid quantitation of methylation differences at specific sites using methylation-sensitive single nucleotide primer extension (Ms-SNuPE). *Nucleic Acids Res.* 1997 Jun. 15; 25(12):2529-31, WO 95/00669) or by enzymatic digestion (Xiong Z, Laird P W. COBRA: a sensitive and quantitative DNA methylation assay. *Nucleic Acids Res.* 1997 Jun. 15; 25(12):2532-4). In addition, detection by hybridisation has also been described (Olek et al., WO 99/28498).

Further publications dealing with the use of the bisulfite technique for methylation detection in individual genes are: Grigg G, Clark S. Sequencing 5-methylcytosine residues in genomic DNA. *Bioessays.* 1994 June; 16(6):431-6, 431; Zeschnigk M, Schmitz B, Dittrich B, Buiting K, Horsthemke B, Doerfler W. Imprinted segments in the human genome: different DNA methylation patterns in the Prader-Willi/Angelman syndrome region as determined by the genomic sequencing method. *Hum Mol Genet.* 1997 March; 6(3):387-95; Feil R, Charlton J, Bird A P, Walter J, Reik W. Methylation analysis on individual chromosomes: improved protocol for bisulphite genomic sequencing. *Nucleic Acids Res.* 1994 Feb. 25; 22(4):695-6; Martin V, Ribieras S, Song-Wang X, Rio M C, Dante R. Genomic sequencing indicates a correlation between DNA hypomethylation in the 5' region of the

pS2 gene and its expression in human breast cancer cell lines. *Gene.* 1995 May 19; 157(1-2):261-4; WO 97/46705 and WO 95/15373.

An overview of the Prior Art in oligomer array manufacturing can be gathered from a special edition of *Nature Genetics* (*Nature Genetics Supplement*, Volume 21, January 1999), published in January 1999, and from the literature cited therein.

Fluorescently labelled probes are often used for the scanning of immobilised DNA arrays. The simple attachment of Cy3 and Cy5 dyes to the 5'-OH of the specific probe are particularly suitable for fluorescence labels. The detection of the fluorescence of the hybridised probes may be carried out, for example via a confocal microscope. Cy3 and Cy5 dyes, besides many others, are commercially available.

Matrix Assisted Laser Desorption Ionization Mass Spectrometry (MALDI-TOF) is a very efficient development for the analysis of biomolecules (Karas M, Hillenkamp F. Laser desorption ionization of proteins with molecular masses exceeding 10,000 daltons. *Anal Chem.* 1988 Oct. 15; 60(20):2299-301). An analyte is embedded in a light-absorbing matrix. The matrix is evaporated by a short laser pulse thus transporting the analyte molecule into the vapour phase in an unfragmented manner. The analyte is ionised by collisions with matrix molecules. An applied voltage accelerates the ions into a field-free flight tube. Due to their different masses, the ions are accelerated at different rates. Smaller ions reach the detector sooner than bigger ones.

MALDI-TOF spectrometry is excellently suited to the analysis of peptides and proteins. The analysis of nucleic acids is somewhat more difficult (Gut I G, Beck S. DNA and Matrix Assisted Laser Desorption Ionization Mass Spectrometry. *Current Innovations and Future Trends.* 1995, 1; 147-57). The sensitivity to nucleic acids is approximately 100 times worse than to peptides and decreases disproportionately with increasing fragment size. For nucleic acids having a multiply negatively charged backbone, the ionisation process via the matrix is considerably less efficient. In MALDI-TOF spectrometry, the selection of the matrix plays an eminently important role. For the desorption of peptides, several very efficient matrixes have been found which produce a very fine crystallisation. There are now several responsive matrixes for DNA, however, the difference in sensitivity has not been reduced. The difference in sensitivity can be reduced by chemically modifying the DNA in such a manner that it becomes more similar to a peptide. Phosphorothioate nucleic acids in which the usual phosphates of the backbone are substituted with thiophosphates can be converted into a charge-neutral DNA using simple alkylation chemistry (Gut I G, Beck S. A procedure for selective DNA alkylation and detection by mass spectrometry. *Nucleic Acids Res.* 1995 Apr. 25; 23(8):1367-73). The coupling of a charge tag to this modified DNA results in an increase in sensitivity to the same level as that found for peptides. A further advantage of charge tagging is the increased stability of the analysis against impurities which make the detection of unmodified substrates considerably more difficult.

Genomic DNA is obtained from DNA of cell, tissue or other test samples using standard methods. This standard methodology is found in references such as Sambrook, Fritsch and Maniatis eds., *Molecular Cloning: A Laboratory Manual*, 1989.

#### DESCRIPTION

The present invention discloses novel methods for the detection of cell proliferative disorders. Said invention dis-

closes the use of the gene EYA4, as well as its promoter and regulatory elements as a marker for colon cell proliferative disorders. More specifically, the disclosed matter shows the applicability of said gene to the detection of colon cell proliferative disorders, distinguishing between different classes of colon cell proliferative disorders as well as the differentiation of colon cell proliferative disorders from cell proliferative disorders originating from other tissues.

In one aspect of the invention, the disclosed matters provides novel nucleic acid sequences useful for the analysis of methylation within said gene, other aspects provide novel uses of the gene and the gene product as well as methods, assays and kits directed to detecting, differentiating and distinguishing colon cell proliferative disorders, as well as therapeutic and diagnostic methods thereof.

In one embodiment the method discloses the use of the gene EYA4 as a marker for the differentiation, detection and distinguishing of colon cell proliferative disorders. Said use of the gene may be enabled by means of any analysis of the expression of the gene, by means of mRNA expression analysis or protein expression analysis. However, in the most preferred embodiment of the invention, the detection, differentiation and distinguishing of colon cell proliferative disorders is enabled by means of analysis of the methylation status of the gene EYA4 and its promoter or regulatory elements.

To detect the presence of mRNA encoding EYA4 in a detection system for colon cancer, a sample is obtained from a patient. The sample can be a tissue biopsy sample or a sample of blood, plasma, serum or the like. The sample may be treated to extract the nucleic acids contained therein. The resulting nucleic acid from the sample is subjected to gel electrophoresis or other separation techniques. Detection involves contacting the nucleic acids and in particular the mRNA of the sample with a DNA sequence serving as a probe to form hybrid duplexes. The stringency of hybridisation is determined by a number of factors during hybridisation and during the washing procedure, including temperature, ionic strength, length of time and concentration of formamide. These factors are outlined in, for example, Sambrook et al. (*Molecular Cloning: A Laboratory Manual*, 2d ed., 1989). Detection of the resulting duplex is usually accomplished by the use of labelled probes. Alternatively, the probe may be unlabeled, but may be detectable by specific binding with a ligand which is labelled, either directly or indirectly. Suitable labels and methods for labelling probes and ligands are known in the art, and include, for example, radioactive labels which may be incorporated by known methods (e.g., nick translation or kinasings), biotin, fluorescent groups, chemiluminescent groups (e.g., dioxetanes, particularly triggered dioxetanes), enzymes, antibodies, and the like.

In order to increase the sensitivity of the detection in a sample of mRNA encoding EYA4, the technique of reverse transcription/polymerisation chain reaction can be used to amplify cDNA transcribed from mRNA encoding EYA4. The method of reverse transcription/PCR is well known in the art (for example, see Watson and Fleming, *supra*).

The reverse transcription/PCR method can be performed as follows. Total cellular RNA is isolated by, for example, the standard guanidium isothiocyanate method and the total RNA is reverse transcribed. The reverse transcription method involves synthesis of DNA on a template of RNA using a reverse transcriptase enzyme and a 3' end primer. Typically, the primer contains an oligo(dT) sequence. The cDNA thus produced is then amplified using the PCR method and EYA4 specific primers. (Belyavsky et al, *Nucl Acid Res* 17:2919-

2932, 1989; Krug and Berger, *Methods in Enzymology*, Academic Press, N.Y., Vol. 152, pp. 316-325, 1987 which are incorporated by reference)

The present invention may also be described in certain embodiments as a kit for use in detecting a colon cancer disease state through testing of a biological sample. A representative kit may comprise one or more nucleic acid segments as described above that selectively hybridise to EYA4 mRNA and a container for each of the one or more nucleic acid segments. In certain embodiments the nucleic acid segments may be combined in a single tube. In further embodiments, the nucleic acid segments may also include a pair of primers for amplifying the target mRNA. Such kits may also include any buffers, solutions, solvents, enzymes, nucleotides, or other components for hybridisation, amplification or detection reactions. Preferred kit components include reagents for reverse transcription-PCR, in situ hybridisation, Northern analysis and/or RPA

The present invention further provides for methods to detect the presence of the polypeptide, EYA4, in a sample obtained from a patient. Any method known in the art for detecting proteins can be used. Such methods include, but are not limited to immunodiffusion, immunoelectrophoresis, immunochemical methods, binder-ligand assays, immunohistochemical techniques, agglutination and complement assays. (for example see *Basic and Clinical Immunology*, Sites and Terr, eds., Appleton & Lange, Norwalk, Conn. pp 217-262, 1991 which is incorporated by reference). Preferred are binder-ligand immunoassay methods including reacting antibodies with an epitope or epitopes of EYA4 and competitively displacing a labelled EYA4 protein or derivative thereof.

Certain embodiments of the present invention comprise the use of antibodies specific to the polypeptide encoded by the EYA4 gene. Such antibodies may be useful for diagnostic and prognostic applications in detecting the disease state, by comparing a patient's levels of colon disease marker expression to expression of the same markers in normal individuals. In certain embodiments production of monoclonal or polyclonal antibodies can be induced by the use of the EYA4 polypeptide as antigen. Such antibodies may in turn be used to detect expressed proteins as markers for human disease states. The levels of such proteins present in the peripheral blood or prostate tissue sample of a patient may be quantified by conventional methods. Antibody-protein binding may be detected and quantified by a variety of means known in the art, such as labelling with fluorescent or radioactive ligands. The invention further comprises kits for performing the above-mentioned procedures, wherein such kits contain antibodies specific for the EYA4 polypeptides.

Numerous competitive and non-competitive protein binding immunoassays are well known in the art. Antibodies employed in such assays may be unlabeled, for example as used in agglutination tests, or labelled for use a wide variety of assay methods. Labels that can be used include radionuclides, enzymes, fluorescers, chemiluminescers, enzyme substrates or co-factors, enzyme inhibitors, particles, dyes and the like for use in radioimmunoassay (RIA), enzyme immunoassays, e.g., enzyme-linked immunosorbent assay (ELISA), fluorescent immunoassays and the like. Polyclonal or monoclonal antibodies to EYA4 or an epitope thereof can be made for use in immunoassays by any of a number of methods known in the art. One approach for preparing antibodies to a protein is the selection and preparation of an amino acid sequence of all or part of the protein, chemically synthesising the sequence and injecting it into an appropriate animal, usually a rabbit or a mouse (Milstein and Kohler

Nature 256:495-497, 1975; Gulfre and Milstein, Methods in Enzymology: Immunochemical Techniques 73:1-46, Langone and Banatis eds., Academic Press, 1981 which are incorporated by reference). Methods for preparation of EYA4 or an epitope thereof include, but are not limited to chemical synthesis, recombinant DNA techniques or isolation from biological samples.

The invention provides significant improvements over the state of the art in that there are currently no markers used to detect colon cancer from body fluid samples. Current methods used to detect and diagnose colon cell proliferative disorders include colonoscopy, sigmoidoscopy, and fecal occult blood colon cancer. In comparison to these methods, the disclosed invention is much less invasive than colonoscopy, and as, if not more sensitive than sigmoidoscopy and FOBT. Compared to the previous descriptions of these markers in the literature, the described invention provides significant advantages in terms of sensitivity and specificity due to the advantageous combination of using highly sensitive assay techniques.

The objective of the invention can be achieved by analysis of the methylation state of the CpG dinucleotides within the genomic sequence according to SEQ ID NO: 1 and sequences complementary thereto. SEQ ID NO: 1 discloses the gene EYA4 and its promoter and regulatory elements, wherein said fragment comprises CpG dinucleotides exhibiting a disease specific methylation pattern. The methylation pattern of the gene EYA4 and its promoter and regulatory elements have heretofore not been analysed with regard to cell proliferative disorders. Due to the degeneracy of the genetic code, the sequence as identified in SEQ ID NO: 1 should be interpreted so as to include all substantially similar and equivalent sequences upstream of the promoter region of a gene which encodes a polypeptide with the biological activity of that encoded by EYA4.

In a preferred embodiment of the method, the objective of the invention is achieved by analysis of a nucleic acid comprising a sequence of at least 18 bases in length according to one of SEQ ID NO: 2 to SEQ ID NO: 5 and sequences complementary thereto.

The sequences of SEQ ID NOS: 2 to 5 provide modified versions of the nucleic acid according to SEQ ID NO: 1, wherein the conversion of said sequence results in the synthesis of a nucleic acid having a sequence that is unique and distinct from SEQ ID NO: 1 as follows. (see also the following TABLE 1): SEQ ID NO: 1, sense DNA strand of EYA4 gene and its promoter and regulatory elements; SEQ ID NO: 2, converted SEQ ID NO: 1, wherein "C" or "T," but "cp." remains "cp." (i.e., corresponds to case where, for SEQ ID NO: 1, all "C" residues of cp. dinucleotide sequences are methylated and are thus not converted); SEQ ID NO: 3, complement of SEQ ID NO: 1, wherein "C" to "T," but "cp." remains "cp." (i.e., corresponds to case where, for the complement (antisense strand) of SEQ ID NO: 1, all "C" residues of cp. dinucleotide sequences are methylated and are thus not converted); SEQ ID NO: 4, converted SEQ ID NO: 1, wherein "C" to "T" for all "C" residues, including those of "cp." dinucleotide sequences (i.e., corresponds to case where, for SEQ ID NO: 1, all "C" residues of cp. dinucleotide sequences are unmethylated); SEQ ID NO: 5, complement of SEQ ID NO: 1, wherein "C" to "T" for all "C" residues, including those of "CpG" dinucleotide sequences (i.e., corresponds to case where, for the complement (antisense strand) of SEQ ID NO: 1, all "C" residues of CpG dinucleotide sequences are unmethylated).

TABLE 1

Description of SEQ ID NOS: 1 to 5		
SEQ ID NO	Relationship to SEQ ID NO: 1	Nature of cytosine base conversion
5	SEQ ID NO: 1	Sense strand (EYA4 gene including promoter and regulatory elements)
10	SEQ ID NO: 2	Converted sense strand
15	SEQ ID NO: 3	Converted anti-sense strand
20	SEQ ID NO: 4	Converted sense strand
25	SEQ ID NO: 5	Converted anti-sense strand

Significantly, heretofore, the nucleic acid sequences and molecules according to SEQ ID NO: 1 to SEQ ID NO: 5 were not implicated in or connected with the ascertainment of colon cell proliferative disorders.

The described invention further disclose an oligonucleotide or oligomer for detecting the cytosine methylation state within pretreated DNA, according to SEQ ID NO: 2 to SEQ ID NO: 5. Said oligonucleotide or oligomer comprising a nucleic acid sequence having a length of at least nine (9) nucleotides which hybridises, under moderately stringent or stringent conditions (as defined herein above), to a pretreated nucleic acid sequence according to SEQ ID NO: 2 to SEQ ID NO: 5 and/or sequences complementary thereto.

Thus, the present invention includes nucleic acid molecules (e.g., oligonucleotides and peptide nucleic acid (PNA) molecules (PNA-oligomers)) that hybridise under moderately stringent and/or stringent hybridisation conditions to all or a portion of the sequences of SEQ ID NOS: 2 to 5, or to the complements thereof. The hybridising portion of the hybridising nucleic acids is typically at least 9, 15, 20, 25, 30 or 35 nucleotides in length. However, longer molecules have inventive utility, and are thus within the scope of the present invention.

Preferably, the hybridising portion of the inventive hybridising nucleic acids is at least 95%, or at least 98%, or 100% identical to the sequence, or to a portion thereof of SEQ ID NOS: 2 to 5, or to the complements thereof.

Hybridising nucleic acids of the type described herein can be used, for example, as a primer (e.g., a PCR primer), or a diagnostic and/or prognostic probe or primer. Preferably, hybridisation of the oligonucleotide probe to a nucleic acid sample is performed under stringent conditions and the probe is 100% identical to the target sequence. Nucleic acid duplex or hybrid stability is expressed as the melting temperature or  $T_m$ , which is the temperature at which a probe dissociates from a target DNA. This melting temperature is used to define the required stringency conditions.

For target sequences that are related and substantially identical to the corresponding sequence of SEQ ID NO: 1 (such as EYA41 allelic variants and SNPs), rather than identical, it is useful to first establish the lowest temperature at which only homologous hybridisation occurs with a particular concentration of salt (e.g., SSC or SSPE). Then, assuming that 1% mismatching results in a 1° C. decrease in the T<sub>m</sub>, the temperature of the final wash in the hybridisation reaction is reduced accordingly (for example, if sequences having >95% identity with the probe are sought, the final wash temperature is decreased by 5° C.). In practice, the change in T<sub>m</sub> can be between 0.5° C. and 1.5° C. per 1% mismatch.

Examples of inventive oligonucleotides of length X (in nucleotides), as indicated by polynucleotide positions with reference to, e.g., SEQ ID NO: 1, include those corresponding to sets of consecutively overlapping oligonucleotides of length X, where the oligonucleotides within each consecutively overlapping set (corresponding to a given X value) are defined as the finite set of Z oligonucleotides from nucleotide positions:

n to (n+(X-1));

where n=1, 2, 3, . . . (Y-(X-1));

where Y equals the length (nucleotides or base pairs) of SEQ ID NO: 1;

where X equals the common length (in nucleotides) of each oligonucleotide in the set (e.g., X=20 for a set of consecutively overlapping 20-mers); and

where the number (Z) of consecutively overlapping oligomers of length X for a given SEQ ID NO of length Y is equal to Y-(X-1). For example Z=2,785-19=2,766 for either sense or antisense sets of SEQ ID NO: 1, where X=20.

Preferably, the set is limited to those oligomers that comprise at least one CpG, TpG or CpA dinucleotide.

The present invention encompasses, for each of SEQ ID NOS: 2 to 5 (sense and antisense), multiple consecutively overlapping sets of oligonucleotides or modified oligonucleotides of length X, where, e.g., X=9, 10, 17, 20, 22, 23, 25, 27, 30 or 35 nucleotides.

The oligonucleotides or oligomers according to the present invention constitute effective tools useful to ascertain genetic and epigenetic parameters of the genomic sequence corresponding to SEQ ID NO: 1. Preferred sets of such oligonucleotides or modified oligonucleotides of length X are those consecutively overlapping sets of oligomers corresponding to SEQ ID NOS: 1-5 (and to the complements thereof). Preferably, said oligomers comprise at least one CpG, TpG or CpA dinucleotide. Included in these preferred sets are the preferred oligomers corresponding to SEQ ID NO: 11 to SEQ ID NO: 15.

Particularly preferred oligonucleotides or oligomers according to the present invention are those in which the cytosine of the CpG dinucleotide (or of the corresponding converted TpG or CpA dinucleotide) sequences is within the middle third of the oligonucleotide; that is, where the oligonucleotide is, for example, 13 bases in length, the CpG, TpG or CpA dinucleotide is positioned within the fifth to ninth nucleotide from the 5'-end.

The oligonucleotides of the invention can also be modified by chemically linking the oligonucleotide to one or more moieties or conjugates to enhance the activity, stability or detection of the oligonucleotide. Such moieties or conjugates include chromophores, fluorophors, lipids such as cholesterol, cholic acid, thioether, aliphatic chains, phospholipids, polyamines, polyethylene glycol (PEG), palmityl moieties, and others as disclosed in, for example, U.S. Pat. Nos. 5,514, 758, 5,565,552, 5,567,810, 5,574,142, 5,585,481, 5,587,371,

5,597,696 and 5,958,773. The probes may also exist in the form of a PNA (peptide nucleic acid) which has particularly preferred pairing properties. Thus, the oligonucleotide may include other appended groups such as peptides, and may include hybridisation-triggered cleavage agents (Krol et al., *BioTechniques* 6:958-976, 1988) or intercalating agents (Zon, *Pharm. Res.* 5:539-549, 1988). To this end, the oligonucleotide may be conjugated to another molecule, e.g., a chromophore, fluorophore, peptide, hybridisation-triggered cross-linking agent, transport agent, hybridisation-triggered cleavage agent, etc.

The oligonucleotide may also comprise at least one art-recognized modified sugar and/or base moiety, or may comprise a modified backbone or non-natural internucleoside linkage.

The oligomers according to the present invention are normally used in so called "sets" which contain at least one oligomer for analysis of each of the CpG dinucleotides of a genomic sequence comprising SEQ ID NO: 1 and sequences complementary thereto or to their corresponding CG, TG or CA dinucleotide within the pretreated nucleic acids according to SEQ ID NO: 2 to SEQ ID NO: 5 and sequences complementary thereto. Preferred is a set which contains at least one oligomer for each of the CpG dinucleotides within the gene EYA4 and its promoter and regulatory elements in both the pretreated and genomic versions of said gene, SEQ ID NO: 2 to 5 and SEQ ID NO: 1, respectively. However, it is anticipated that for economic or other factors it may be preferable to analyse a limited selection of the CpG dinucleotides within said sequences and the contents of the set of oligonucleotides should be altered accordingly. Therefore, the present invention moreover relates to a set of at least 3 n (oligonucleotides and/or PNA-oligomers) used for detecting the cytosine methylation state in pretreated genomic DNA (SEQ ID NO: 2 to SEQ ID NO: 5 and sequences complementary thereto) and genomic DNA (SEQ ID NO: 1 and sequences complementary thereto). These probes enable diagnosis and/or therapy of genetic and epigenetic parameters of cell proliferative disorders. The set of oligomers may also be used for detecting single nucleotide polymorphisms (SNPs) in pretreated genomic DNA (SEQ ID NO: 2 to SEQ ID NO: 5, and sequences complementary thereto) and genomic DNA (SEQ ID NO: 1, and sequences complementary thereto).

Moreover, the present invention makes available a set of at least two oligonucleotides which can be used as so-called "primer oligonucleotides" for amplifying DNA sequences of one of SEQ ID NO: 1 to SEQ ID NO: 5 and sequences complementary thereto, or segments thereof.

In the case of the sets of oligonucleotides according to the present invention, it is preferred that at least one and more preferably all members of the set of oligonucleotides is bound to a solid phase.

According to the present invention, it is preferred that an arrangement of different oligonucleotides and/or PNA-oligomers (a so-called "array") made available by the present invention is present in a manner that it is likewise bound to a solid phase. This array of different oligonucleotide- and/or PNA-oligomer sequences can be characterised in that it is arranged on the solid phase in the form of a rectangular or hexagonal lattice. The solid phase surface is preferably composed of silicon, glass, polystyrene, aluminium, steel, iron, copper, nickel, silver, or gold. However, nitrocellulose as well as plastics such as nylon which can exist in the form of pellets or also as resin matrices may also be used.

Therefore, a further subject matter of the present invention is a method for manufacturing an array fixed to a carrier

material for analysis in connection with cell proliferative disorders, in which method at least one oligomer according to the present invention is coupled to a solid phase. Methods for manufacturing such arrays are known, for example, from U.S. Pat. No. 5,744,305 by means of solid-phase chemistry and photolabile protecting groups.

A further subject matter of the present invention relates to a DNA chip for the analysis of cell proliferative disorders. DNA chips are known, for example, in U.S. Pat. No. 5,837,832.

The described invention further provides a composition of matter useful for detecting, differentiation and distinguishing between colon cell proliferative disorders. Said composition comprising at least one nucleic acid 18 base pairs in length of a segment of the nucleic acid sequence disclosed in SEQ ID NO: 2 to 5, and one or more substances taken from the group comprising:

1-5 mM Magnesium Chloride, 100-500  $\mu$ M dNTP, 0.5-5 units of taq polymerase, bovine serum albumen, an oligomer in particular an oligonucleotide or peptide nucleic acid (PNA)-oligomer, said oligomer comprising in each case at least one base sequence having a length of at least 9 nucleotides which is complementary to, or hybridises under moderately stringent or stringent conditions to a pretreated genomic DNA according to one of the SEQ ID NO: 2 to SEQ ID NO: 5 and sequences complementary thereto. It is preferred that said composition of matter comprises a buffer solution appropriate for the stabilisation of said nucleic acid in an aqueous solution and enabling polymerase based reactions within said solution. Suitable buffers are known in the art and commercially available.

The present invention further provides a method for conducting an assay in order to ascertain genetic and/or epigenetic parameters of the gene EYA4 and its promoter and regulatory elements. Most preferably the assay according to the following method is used in order to detect methylation within the gene EYA4 wherein said methylated nucleic acids are present in a solution further comprising an excess of background DNA, wherein the background DNA is present in between 100 to 1000 times the concentration of the DNA to be detected. Said method comprising contacting a nucleic acid sample obtained from said subject with at least one reagent or a series of reagents, wherein said reagent or series of reagents, distinguishes between methylated and non-methylated CpG dinucleotides within the target nucleic acid.

Preferably, said method comprises the following steps: In the first step, a sample of the tissue to be analysed is obtained. The source may be any suitable source, preferably, the source of the sample is selected from the group consisting of histological slides, biopsies, paraffin-embedded tissue, bodily fluids, plasma, serum, stool, urine, blood, and combinations thereof. Preferably, the source is biopsies, bodily fluids, urine, or blood.

The DNA is then isolated from the sample. Extraction may be by means that are standard to one skilled in the art, including the use of detergent lysates, sonification and vortexing with glass beads. Once the nucleic acids have been extracted, the genomic double stranded DNA is used in the analysis.

In the second step of the method, the genomic DNA sample is treated in such a manner that cytosine bases which are unmethylated at the 5'-position are converted to uracil, thymine, or another base which is dissimilar to cytosine in terms of hybridisation behaviour. This will be understood as 'pretreatment' herein.

The above described treatment of genomic DNA is preferably carried out with bisulfite (hydrogen sulfite, disulfite) and subsequent alkaline hydrolysis which results in a conversion

of non-methylated cytosine nucleobases to uracil or to another base which is dissimilar to cytosine in terms of base pairing behaviour. Enclosing the DNA to be analysed in an agarose matrix, thereby preventing the diffusion and renaturation of the DNA (bisulfite only reacts with single-stranded DNA), and replacing all precipitation and purification steps with fast dialysis (Olek A, et al., A modified and improved method for bisulfite based cytosine methylation analysis, *Nucleic Acids Res.* 24:5064-6, 1996). It is further preferred that the bisulfite treatment is carried out in the presence of a radical trap or DNA denaturing agent.

In the third step of the method, fragments of the pretreated DNA are amplified. Wherein the source of the DNA is free DNA from serum, or DNA extracted from paraffin it is particularly preferred that the size of the amplificate fragment is between 100 and 200 base pairs in length, and wherein said DNA source is extracted from cellular sources (e.g. tissues, biopsies, cell lines) it is preferred that the amplificate is between 100 and 350 base pairs in length. It is particularly preferred that said amplificates comprise at least one 20 base pair sequence comprising at least three CpG dinucleotides. Said amplification is carried out using sets of primer oligonucleotides according to the present invention, and a preferably heat-stable polymerase. The amplification of several DNA segments can be carried out simultaneously in one and the same reaction vessel, in one embodiment of the method preferably six or more fragments are amplified simultaneously. Typically, the amplification is carried out using a polymerase chain reaction (PCR). The set of primer oligonucleotides includes at least two oligonucleotides whose sequences are each reverse complementary, identical, or hybridise under stringent or highly stringent conditions to an at least 18-base-pair long segment of the base sequences of SEQ ID NO: 2 to SEQ ID NO: 5 and sequences complementary thereto.

In an alternate embodiment of the method, the methylation status of preselected CpG positions within the nucleic acid sequences comprising SEQ ID NO: 2 to SEQ ID NO: 5 may be detected by use of methylation-specific primer oligonucleotides. This technique (MSP) has been described in U.S. Pat. No. 6,265,171 to Herman. The use of methylation status specific primers for the amplification of bisulfite treated DNA allows the differentiation between methylated and unmethylated nucleic acids. MSP primers pairs contain at least one primer which hybridises to a bisulfite treated CpG dinucleotide. Therefore, the sequence of said primers comprises at least one CpG, TpG or CpA dinucleotide. MSP primers specific for non-methylated DNA contain a "T" at the 3' position of the C position in the CpG. Preferably, therefore, the base sequence of said primers is required to comprise a sequence having a length of at least 18 nucleotides which hybridises to a pretreated nucleic acid sequence according to SEQ ID NO: 2 to SEQ ID NO: 5 and sequences complementary thereto, wherein the base sequence of said oligomers comprises at least one CpG, TpG or CpA dinucleotide. In this embodiment of the method according to the invention it is particularly preferred that the MSP primers comprise between 2 and 4 CpG, TpG or CpA dinucleotides. It is further preferred that said dinucleotides are located within the 3' half of the primer e.g. wherein a primer is 18 bases in length the specified dinucleotides are located within the first 9 bases from the 3' end of the molecule. In addition to the CpG, TpG or CpA dinucleotides it is further preferred that said primers should further comprise several bisulfite converted bases (i.e. cytosine converted to thymine, or on the hybridising strand, guanine converted to adenosine). In a further preferred

embodiment said primers are designed so as to comprise no more than 2 cytosine or guanine bases.

In one embodiment of the method the primers may be selected from the group consisting of SEQ ID NO: 6 to SEQ ID NO: 10.

The fragments obtained by means of the amplification can carry a directly or indirectly detectable label. Preferred are labels in the form of fluorescence labels, radionuclides, or detachable molecule fragments having a typical mass which can be detected in a mass spectrometer. Where said labels are mass labels, it is preferred that the labelled amplicates have a single positive or negative net charge, allowing for better detectability in the mass spectrometer. The detection may be carried out and visualised by means of, e.g., matrix assisted laser desorption/ionisation mass spectrometry (MALDI) or using electron spray mass spectrometry (ESI).

Matrix Assisted Laser Desorption/Ionization Mass Spectrometry (MALDI-TOF) is a very efficient development for the analysis of biomolecules (Karas & Hillenkamp, *Anal Chem.*, 60:2299-301, 1988). An analyte is embedded in a light-absorbing matrix. The matrix is evaporated by a short laser pulse thus transporting the analyte molecule into the vapour phase in an unfragmented manner. The analyte is ionised by collisions with matrix molecules. An applied voltage accelerates the ions into a field-free flight tube. Due to their different masses, the ions are accelerated at different rates. Smaller ions reach the detector sooner than bigger ones. MALDI-TOF spectrometry is well suited to the analysis of peptides and proteins. The analysis of nucleic acids is somewhat more difficult (Gut & Beck, *Current Innovations and Future Trends*, 1:147-57, 1995). The sensitivity with respect to nucleic acid analysis is approximately 100-times less than for peptides, and decreases disproportionately with increasing fragment size. Moreover, for nucleic acids having a multiply negatively charged backbone, the ionisation process via the matrix is considerably less efficient. In MALDI-TOF spectrometry, the selection of the matrix plays an eminently important role. For the desorption of peptides, several very efficient matrixes have been found which produce a very fine crystallisation. There are now several responsive matrixes for DNA, however, the difference in sensitivity between peptides and nucleic acids has not been reduced. This difference in sensitivity can be reduced, however, by chemically modifying the DNA in such a manner that it becomes more similar to a peptide. For example, phosphorothioate nucleic acids, in which the usual phosphates of the backbone are substituted with thiophosphates, can be converted into a charge-neutral DNA using simple alkylation chemistry (Gut & Beck, *Nucleic Acids Res.* 23: 1367-73, 1995). The coupling of a charge tag to this modified DNA results in an increase in MALDI-TOF sensitivity to the same level as that found for peptides. A further advantage of charge tagging is the increased stability of the analysis against impurities, which makes the detection of unmodified substrates considerably more difficult.

In a particularly preferred embodiment of the method the amplification of step three is carried out in the presence of at least one species of blocker oligonucleotides. The use of such blocker oligonucleotides has been described by Yu et al., *BioTechniques* 23:714-720, 1997. The use of blocking oligonucleotides enables the improved specificity of the amplification of a subpopulation of nucleic acids. Blocking probes hybridised to a nucleic acid suppress, or hinder the polymerase mediated amplification of said nucleic acid. In one embodiment of the method blocking oligonucleotides are designed so as to hybridise to background DNA. In a further embodiment of the method said oligonucleotides are

designed so as to hinder or suppress the amplification of unmethylated nucleic acids as opposed to methylated nucleic acids or vice versa.

Blocking probe oligonucleotides are hybridised to the bisulfite treated nucleic acid concurrently with the PCR primers. PCR amplification of the nucleic acid is terminated at the 5' position of the blocking probe, such that amplification of a nucleic acid is suppressed where the complementary sequence to the blocking probe is present. The probes may be designed to hybridise to the bisulfite treated nucleic acid in a methylation status specific manner. For example, for detection of methylated nucleic acids within a population of unmethylated nucleic acids, suppression of the amplification of nucleic acids which are unmethylated at the position in question would be carried out by the use of blocking probes comprising a 'TpG' at the position in question, as opposed to a 'CpG.' In one embodiment of the method the sequence of said blocking oligonucleotides should be identical or complementary to molecule is complementary or identical to a sequence at least 18 base pairs in length selected from the group consisting of SEQ ID NOS: 2 to 5, preferably comprising one or more CpG, TpG or CpA dinucleotides. In one embodiment of the method the sequence of said oligonucleotides is selected from the group consisting SEQ ID NO: 15 and SEQ ID NO: 16 and sequences complementary thereto.

For PCR methods using blocker oligonucleotides, efficient disruption of polymerase-mediated amplification requires that blocker oligonucleotides not be elongated by the polymerase. Preferably, this is achieved through the use of blockers that are 3'-deoxyoligonucleotides, or oligonucleotides derivatised at the 3' position with other than a "free" hydroxyl group. For example, 3'-O-acetyl oligonucleotides are representative of a preferred class of blocker molecule.

Additionally, polymerase-mediated decomposition of the blocker oligonucleotides should be precluded. Preferably, such preclusion comprises either use of a polymerase lacking 5'-3' exonuclease activity, or use of modified blocker oligonucleotides having, for example, thioate bridges at the 5'-termini thereof that render the blocker molecule nuclease-resistant. Particular applications may not require such 5' modifications of the blocker. For example, if the blocker- and primer-binding sites overlap, thereby precluding binding of the primer (e.g., with excess blocker), degradation of the blocker oligonucleotide will be substantially precluded. This is because the polymerase will not extend the primer toward, and through (in the 5'-3' direction) the blocker—a process that normally results in degradation of the hybridised blocker oligonucleotide.

A particularly preferred blocker/PCR embodiment, for purposes of the present invention and as implemented herein, comprises the use of peptide nucleic acid (PNA) oligomers as blocking oligonucleotides. Such PNA blocker oligomers are ideally suited, because they are neither decomposed nor extended by the polymerase.

In one embodiment of the method, the binding site of the blocking oligonucleotide is identical to, or overlaps with that of the primer and thereby hinders the hybridisation of the primer to its binding site. In a further preferred embodiment of the method, two or more such blocking oligonucleotides are used. In a particularly preferred embodiment, the hybridisation of one of the blocking oligonucleotides hinders the hybridisation of a forward primer, and the hybridisation of another of the probe (blocker) oligonucleotides hinders the hybridisation of a reverse primer that binds to the amplicate product of said forward primer.

In an alternative embodiment of the method, the blocking oligonucleotide hybridises to a location between the reverse

and forward primer positions of the treated background DNA, thereby hindering the elongation of the primer oligonucleotides.

It is particularly preferred that the blocking oligonucleotides are present in at least 5 times the concentration of the primers.

In the fourth step of the method, the amplicates obtained during the third step of the method are analysed in order to ascertain the methylation status of the CpG dinucleotides prior to the treatment.

In embodiments where the amplicates were obtained by means of MSP amplification and/or blocking oligonucleotides, the presence or absence of an amplicate is in itself indicative of the methylation state of the CpG positions covered by the primers and or blocking oligonucleotide, according to the base sequences thereof. All possible known molecular biological methods may be used for this detection, including, but not limited to gel electrophoresis, sequencing, liquid chromatography, hybridisations, real time PCR analysis or combinations thereof. This step of the method further acts as a qualitative control of the preceding steps.

In the fourth step of the method amplicates obtained by means of both standard and methylation specific PCR are further analysed in order to determine the CpG methylation status of the genomic DNA isolated in the first step of the method. This may be carried out by means of based-based methods such as, but not limited to, array technology and probe based technologies as well as by means of techniques such as sequencing and template directed extension.

In one embodiment of the method, the amplicates synthesised in step three are subsequently hybridised to an array or a set of oligonucleotides and/or PNA probes. In this context, the hybridisation takes place in the following manner: the set of probes used during the hybridisation is preferably composed of at least 2 oligonucleotides or PNA-oligomers; in the process, the amplicates serve as probes which hybridise to oligonucleotides previously bonded to a solid phase; the non-hybridised fragments are subsequently removed; said oligonucleotides contain at least one base sequence having a length of at least 9 nucleotides which is reverse complementary or identical to a segment of the base sequences specified in the SEQ ID NO: 2 to SEQ ID NO: 5; and the segment comprises at least one CpG, TpG or CpA dinucleotide.

In a preferred embodiment, said dinucleotide is present in the central third of the oligomer. For example, wherein the oligomer comprises one CpG dinucleotide, said dinucleotide is preferably the fifth to ninth nucleotide from the 5'-end of a 13-mer. One oligonucleotide exists for the analysis of each CpG dinucleotide within the sequence according to SEQ ID NO: 1, and the equivalent positions within SEQ ID NOS: 2 to 5. Said oligonucleotides may also be present in the form of peptide nucleic acids. The non-hybridised amplicates are then removed. The hybridised amplicates are detected. In this context, it is preferred that labels attached to the amplicates are identifiable at each position of the solid phase at which an oligonucleotide sequence is located.

In yet a further embodiment of the method, the genomic methylation status of the CpG positions may be ascertained by means of oligonucleotide probes that are hybridised to the bisulfite treated DNA concurrently with the PCR amplification primers (wherein said primers may either be methylation specific or standard).

A particularly preferred embodiment of this method is the use of fluorescence-based Real Time Quantitative PCR (Heid et al., *Genome Res.* 6:986-994, 1996; also see U.S. Pat. No. 6,331,393). There are two preferred embodiments of utilising this method. One embodiment, known as the TaqMan™ assay

employs a dual-labelled fluorescent oligonucleotide probe. The TaqMan™ PCR reaction employs the use of a non-extendible interrogating oligonucleotide, called a TaqMan™ probe, which is designed to hybridise to a GpC-rich sequence located between the forward and reverse amplification primers. The TaqMan™ probe further comprises a fluorescent “reporter moiety” and a “quencher moiety” covalently bound to linker moieties (e.g., phosphoramidites) attached to the nucleotides of the TaqMan™ oligonucleotide. Hybridised probes are displaced and broken down by the polymerase of the amplification reaction thereby leading to an increase in fluorescence. For analysis of methylation within nucleic acids subsequent to bisulfite treatment, it is required that the probe be methylation specific, as described in U.S. Pat. No. 6,331,393, (hereby incorporated by reference in its entirety) also known as the MethylLight assay. The second preferred embodiment of this technology is the use of dual-probe technology (Lightcycler®), each carrying donor or recipient fluorescent moieties, hybridisation of two probes in proximity to each other is indicated by an increase or fluorescent amplification primers. Both these techniques may be adapted in a manner suitable for use with bisulfite treated DNA, and moreover for methylation analysis within CpG dinucleotides.

In a further preferred embodiment of the method, the fourth step of the method comprises the use of template-directed oligonucleotide extension, such as MS-SNuPE as described by Gonzalgo & Jones, *Nucleic Acids Res.* 25:2529-2531, 1997. In said embodiment it is preferred that the Ms-SNuPE primer is identical or complementary to a sequence at least nine but preferably no more than twenty five nucleotides in length of one or more of the sequences taken from the group of SEQ ID NO: 2 to SEQ ID NO: 5.

In yet a further embodiment of the method, the fourth step of the method comprises sequencing and subsequent sequence analysis of the amplicate generated in the third step of the method (Sanger F., et al., *Proc Natl Acad Sci USA* 74:5463-5467, 1977).

Additional embodiments of the invention provide a method for the analysis of the methylation status of genomic DNA according to the invention (SEQ ID NO: 1) without the need for pretreatment.

In the first step of such additional embodiments, the genomic DNA sample is isolated from tissue or cellular sources. Preferably, such sources include cell lines, histological slides, body fluids, or tissue embedded in paraffin. Extraction may be by means that are standard to one skilled in the art, including but not limited to the use of detergent lysates, sonification and vortexing with glass beads. Once the nucleic acids have been extracted, the genomic double-stranded DNA is used in the analysis.

In a preferred embodiment, the DNA may be cleaved prior to the treatment, and this may be by any means standard in the state of the art, in particular with methylation-sensitive restriction endonucleases.

In the second step, the DNA is then digested with one or more methylation sensitive restriction enzymes. The digestion is carried out such that hydrolysis of the DNA at the restriction site is informative of the methylation status of a specific CpG dinucleotide.

In the third step, which is optional but a preferred embodiment, the restriction fragments are amplified. This is preferably carried out using a polymerase chain reaction, and said amplicates may carry suitable detectable labels as discussed above, namely fluorophore labels, radionuclides and mass labels.

In the final step the amplicates are detected. The detection may be by any means standard in the art, for example, but not

limited to, gel electrophoresis analysis, hybridisation analysis, incorporation of detectable tags within the PCR products, DNA array analysis, MALDI or ESI analysis.

The present invention enables diagnosis and/or prognosis of events which are disadvantageous to patients or individuals in which important genetic and/or epigenetic parameters within the EYA4 gene and its promoter or regulatory elements may be used as markers. Said parameters obtained by means of the present invention may be compared to another set of genetic and/or epigenetic parameters, the differences serving as the basis for a diagnosis and/or prognosis of events which are disadvantageous to patients or individuals.

Specifically, the present invention provides for diagnostic and/or prognostic cancer assays based on measurement of differential methylation of EYA4 CpG dinucleotide sequences. Preferred gene sequences useful to measure such differential methylation are represented herein by SEQ ID NOS: 1 to 5. Typically, such assays involve obtaining a tissue sample from a test tissue, performing an assay to measure the methylation status of at least one of the inventive EYA4-specific CpG dinucleotide sequences derived from the tissue sample, relative to a control sample, and making a diagnosis or prognosis based thereon.

In particular preferred embodiments, inventive oligomers are used to assess EYA4 specific CpG dinucleotide methylation status, such as those based on SEQ ID NOS: 1 to 5, including the representative preferred oligomers corresponding to SEQ ID NOS: 11 to 15, or arrays thereof, as well as a kit based thereon are useful for the diagnosis and/or prognosis of cancer and/or other prostate cell proliferative disorders.

The present invention moreover relates to a diagnostic agent and/or therapeutic agent for the diagnosis and/or therapy colon cell proliferative disorders, the diagnostic agent and/or therapeutic agent being characterised in that at least one primer or probe based on SEQ ID NOS: 1 to 5 is used for manufacturing it, possibly together with suitable additives and ancillary agents. In one embodiment, the EYA4 polypeptide or a fragment or derivative thereof may be administered to a subject to treat or prevent colon cancers.

In another embodiment, a vector capable of expressing EYA4, or a fragment or a derivative thereof, may also be administered to a subject to treat or prevent colon cancers.

In another embodiment, agonists which are specific for EYA4 may be used to stimulate or prolong the activity of EYA4 and may be administered to a subject to treat or prevent colon cancers.

In other embodiments, any of the therapeutic proteins or vectors described above may be administered in combination with other appropriate therapeutic agents. Selection of the appropriate agents for use in combination therapy may be made by one of ordinary skill in the art, according to conventional pharmaceutical principles. The combination of therapeutic agents may act synergistically to effect the treatment or prevention of colon cancer. Using this approach, one may be able to achieve therapeutic efficacy with lower dosages of each agent, thus reducing the potential for adverse side effects.

Expression vectors derived from retroviruses, adenovirus, herpes or vaccinia viruses, or from various bacterial plasmids may be used for delivery of nucleotide sequences to the targeted organ, tissue or cell population.

An additional embodiment of the invention relates to the administration of a pharmaceutical composition, in conjunction with a pharmaceutically acceptable carrier. Such pharmaceutical compositions may consist of EYA4 or agonists of EYA4. The compositions may be administered alone or in combination with at least one other agent, such as stabilising

compound, which may be administered in any sterile, bio-compatible pharmaceutical carrier, including, but not limited to, saline, buffered saline, dextrose, and water. The compositions may be administered to a patient alone, or in combination with other agents, drugs or hormones.

The pharmaceutical compositions utilised in this invention may be administered by any number of routes including, but not limited to, oral, intravenous, intramuscular, intra-arterial, intramedullary, intrathecal, intraventricular, transdermal, subcutaneous, intraperitoneal, intranasal, enteral, topical, sublingual, or rectal means.

In addition to the active ingredients, these pharmaceutical compositions may contain suitable pharmaceutically-acceptable carriers comprising excipients and auxiliaries which facilitate processing of the active compounds into preparations which can be used pharmaceutically. Further details on techniques for formulation and administration may be found in the latest edition of Remington's Pharmaceutical Sciences (Maack Publishing Co., Easton, Pa.).

Moreover, an additional aspect of the present invention is a kit comprising, for example: a bisulfite-containing reagent as well as at least one oligonucleotide whose sequences in each case correspond, are complementary, or hybridise under stringent or highly stringent conditions to a 18-base long segment of the sequences SEQ ID NOS: 1 to 5. Said kit may further comprise instructions for carrying out and evaluating the described method. In a further preferred embodiment, said kit may further comprise standard reagents for performing a CpG position-specific methylation analysis, wherein said analysis comprises one or more of the following techniques: MS-SNuPE, MSP, MethyLight™, HeavyMethyl™, COBRA, and nucleic acid sequencing. However, a kit along the lines of the present invention can also contain only part of the aforementioned components.

Typical reagents (e.g., as might be found in a typical COBRA-based kit) for COBRA analysis may include, but are not limited to: PCR primers for specific gene (or methylation-altered DNA sequence or CpG island); restriction enzyme and appropriate buffer; gene-hybridisation oligo; control hybridisation oligo; kinase labelling kit for oligo probe; and radioactive nucleotides. Additionally, bisulfite conversion reagents may include: DNA denaturation buffer; sulfonation buffer; DNA recovery reagents or kits (e.g., precipitation, ultrafiltration, affinity column); desulfonation buffer; and DNA recovery components.

Typical reagents (e.g., as might be found in a typical MethyLight®-based kit) for MethyLight® analysis may include, but are not limited to: PCR primers for specific gene (or methylation-altered DNA sequence or CpG island); Taq-Man® probes; optimised PCR buffers and deoxynucleotides; and Taq polymerase.

Typical reagents (e.g., as might be found in a typical Ms-SNuPE-based kit) for Ms-SNuPE analysis may include, but are not limited to: PCR primers for specific gene (or methylation-altered DNA sequence or CpG island); optimised PCR buffers and deoxynucleotides; gel extraction kit; positive control primers; Ms-SNuPE primers for specific gene; reaction buffer (for the Ms-SNuPE reaction); and radioactive nucleotides. Additionally, bisulfite conversion reagents may include: DNA denaturation buffer; sulfonation buffer; DNA recovery reagents or kit (e.g., precipitation, ultrafiltration, affinity column); desulfonation buffer; and DNA recovery components.

Typical reagents (e.g., as might be found in a typical MSP-based kit) for MSP analysis may include, but are not limited to: methylated and unmethylated PCR primers for specific

gene (or methylation-altered DNA sequence or CpG island), optimised PCR buffers and deoxynucleotides, and specific probes.

#### DEFINITIONS

In the context of the present invention, the term "CpG island" refers to a contiguous region of genomic DNA that satisfies the criteria of (1) having a frequency of CpG dinucleotides corresponding to an "Observed/Expected Ratio" $>0.6$ , and (2) having a "GC Content" $>0.5$ . CpG islands are typically, but not always, between about 0.2 to about 1 kb in length.

In the context of the present invention, the term "methylation state" or "methylation status" refers to the presence or absence of 5-methylcytosine ("5-mCyt") at one or a plurality of CpG dinucleotides within a DNA sequence. Methylation states at one or more particular palindromic CpG methylation sites (each having two CpG CpG dinucleotide sequences) within a DNA sequence include "unmethylated," "fully-methylated" and "hemi-methylated."

In the context of the present invention, the term "hemi-methylation" or "hemimethylation" refers to the methylation state of a palindromic CpG methylation site, where only a single cytosine in one of the two CpG dinucleotide sequences of the palindromic CpG methylation site is methylated (e.g., 5'-CC<sup>M</sup>GG-3' (top strand); 3'-GGCC-5' (bottom strand)).

In the context of the present invention, the term "hypermethylation" refers to the average methylation state corresponding to an increased presence of 5-mCyt at one or a plurality of CpG dinucleotides within a DNA sequence of a test DNA sample, relative to the amount of 5-mCyt found at corresponding CpG dinucleotides within a normal control DNA sample.

In the context of the present invention, the term "hypomethylation" refers to the average methylation state corresponding to a decreased presence of 5-mCyt at one or a plurality of CpG dinucleotides within a DNA sequence of a test DNA sample, relative to the amount of 5-mCyt found at corresponding CpG dinucleotides within a normal control DNA sample.

In the context of the present invention, the term "microarray" refers broadly to both "DNA microarrays," and "DNA chip(s)," as recognised in the art, encompasses all art-recognised solid supports, and encompasses all methods for affixing nucleic acid molecules thereto or synthesis of nucleic acids thereon.

"Genetic parameters" are mutations and polymorphisms of genes and sequences further required for their regulation. To be designated as mutations are, in particular, insertions, deletions, point mutations, inversions and polymorphisms and, particularly preferred, SNPs (single nucleotide polymorphisms).

"Epigenetic parameters" are, in particular, cytosine methylations. Further epigenetic parameters include, for example, the acetylation of histones which, however, cannot be directly analysed using the described method but which, in turn, correlate with the DNA methylation.

In the context of the present invention, the term "bisulfite reagent" refers to a reagent comprising bisulfite, disulfite, hydrogen sulfite or combinations thereof, useful as disclosed herein to distinguish between methylated and unmethylated CpG dinucleotide sequences.

In the context of the present invention, the term "Methylation assay" refers to any assay for determining the methylation state of one or more CpG dinucleotide sequences within a sequence of DNA.

In the context of the present invention, the term "MS.AP-PCR" (Methylation-Sensitive Arbitrarily-Primed Polymerase Chain Reaction) refers to the art-recognised technology that allows for a global scan of the genome using CG-rich primers to focus on the regions most likely to contain CpG dinucleotides, and described by Gonzalzo et al., *Cancer Research* 57:594-599, 1997.

In the context of the present invention, the term "MethylLight" refers to the art-recognised fluorescence-based real-time PCR technique described by Eads et al., *Cancer Res.* 59:2302-2306, 1999.

In the context of the present invention, the term "HeavyMethyl<sup>TM</sup>" assay, in the embodiment thereof implemented herein, refers to a HeavyMethyl<sup>TM</sup> MethylLight assay, which is a variation of the MethylLight assay, wherein the MethylLight assay is combined with methylation specific blocking probes covering CpG positions between the amplification primers.

The term "Ms-SNuPE" (Methylation-sensitive Single Nucleotide Primer Extension) refers to the art-recognized assay described by Gonzalzo & Jones, *Nucleic Acids Res.* 25:2529-2531, 1997.

The term "MSP" (Methylation-specific PCR) refers to the art-recognised methylation assay described by Herman et al. *Proc. Natl. Acad. Sci. USA* 93:9821-9826, 1996, and by U.S. Pat. No. 5,786,146.

The term "COBRA" (Combined Bisulfite Restriction Analysis) refers to the art-recognized methylation assay described by Xiong & Laird, *Nucleic Acids Res.* 25:2532-2534, 1997.

The term "hybridisation" is to be understood as a bond of an oligonucleotide to a complementary sequence along the lines of the Watson-Crick base pairings in the sample DNA, forming a duplex structure.

"Stringent hybridisation conditions," as defined herein, involve hybridising at 68° C. in 5×SSC/5×Denhardt's solution/1.0% SDS, and washing in 0.2×SSC/0.1% SDS at room temperature, or involve the art-recognised equivalent thereof (e.g., conditions in which a hybridisation is carried out at 60° C. in 2.5×SSC buffer, followed by several washing steps at 37° C. in a low buffer concentration, and remains stable). Moderately stringent conditions, as defined herein, involve including washing in 3×SSC at 42° C., or the art-recognised equivalent thereof. The parameters of salt concentration and temperature can be varied to achieve the optimal level of identity between the probe and the target nucleic acid. Guidance regarding such conditions is available in the art, for example, by Sambrook et al., 1989, *Molecular Cloning, A Laboratory Manual*, Cold Spring Harbor Press, N.Y.; and Ausubel et al. (eds.), 1995, *Current Protocols in Molecular Biology*, (John Wiley & Sons, N.Y.) at Unit 2.10.

"Background DNA" as used herein refers to any nucleic acids which originate from sources other than colon cells.

The invention will now be described in more detail based on the following examples, SEQ IDs, and Figures, without being limited thereto. In the sequence protocol and the Figures,

SEQ ID NO: 1 shows the sequence of the human gene EYA4,

SEQ ID NOS: 2 to 5 show chemically pretreated sequences of the gene EYA4,

SEQ ID NOS: 6 to 10 show the sequences of primers used in the examples, and

SEQ ID NOS: 11 to 15 show sequences of probes used in the examples.

FIG. 1 shows the level of methylation determined by a MSP MethylLight assay and by a HeavyMethyl MethylLight

assay according to examples 1 and 2. The Y-axis shows the degree of methylation within the region of the EYA4 gene investigated. Tumour samples are represented by white points, and normal colon tissue samples by white black points. A significantly higher degree of methylation was observed in tumour samples than in healthy tissue samples. The level of significance as measured using a t-test was  $p=0.00000312$  (MSP-ML, Example 1) and  $p=0.000000326$  (HM-ML, Example 2).

FIG. 2 shows the Receiver Operating Characteristic curve (ROC curve) of the MSP-Methyl-Light-Assay for Adenocarcinomas according to Example 1. A ROC is a plot of the true positive rate against the false positive rate for the different possible cutpoints of a diagnostic test. It shows the tradeoff between sensitivity and specificity depending on the selected cutpoint (any increase in sensitivity will be accompanied by a decrease in specificity). The area under an ROC curve (AUC) is a measure for the accuracy of a diagnostic test (the larger the area the better, optimum is 1, a random test would have a ROC curve lying on the diagonal with an area of 0.5) The AUC for the MSP-Methyl-Light-Assay is: 0.94.

FIG. 3 shows the Receiver Operating Characteristic curve (ROC curve) of the HM-Methyl-Light-Assay for Adenocarcinoma according to Example 2. The area under an ROC curve (AUC) is a measure for the accuracy of a diagnostic test. The AUC for the HM-Methyl-Light-Assay is: 0.91.

FIG. 4 shows the level of methylation determined by a HeavyMethyl MethylLight assay according to example 2, testing an additional set of colon samples (25 adenocarcinoma, 33 normals, and 13 adenomas). The Y-axis shows the degree of methylation within the region of the EYA4 gene investigated. Adenocarcinoma samples are represented by white squares, and normal colon tissue samples by black diamonds. A significantly higher degree of methylation was observed in tumour samples than in healthy tissue samples. The level of significance as measured using a t-test was 0.00424.

FIG. 5 shows the Receiver Operating Characteristic curve (ROC curve) of the HM-Methyl-Light-Assay for Adenocarcinoma and Adenoma according to Example 2 (additional sets of samples). The area under an ROC curve (AUC) is a measure for the accuracy of a diagnostic test. The AUC for the HM-Methyl-Light-Assay is 0.81.

FIG. 6 shows the Receiver Operating Characteristic curve (ROC curve) of the HM-Methyl-Light-Assay for Adenocarcinoma only according to Example 2 (additional sets of samples). The area under an ROC curve (AUC) is a measure for the accuracy of a diagnostic test. The AUC for the HM-Methyl-Light-Assay is: 0.844.

FIG. 7 shows the Receiver Operating Characteristic curve (ROC curve) of the HM-Methyl-Light-Assay for Adenomas according to Example 2 (additional sets of samples). The area under an ROC curve (AUC) is a measure for the accuracy of a diagnostic test. The AUC for the HM-Methyl-Light-Assay is: 0.748.

FIG. 8 shows the level of methylation in different tumour and healthy tissues determined by a HeavyMethyl MethylLight assay according to example 3. The Y-axis shows the degree of methylation within the region of the EYA4 gene investigated. Besides the colon cancer samples only one of the two breast cancer tissues were methylated.

FIG. 9 shows the level of methylation in different breast cancer tissues determined by a HeavyMethyl MethylLight assay according to example 3. Only one tissue was methylated.

FIG. 10 shows the level of methylation in serum samples determined by a HeavyMethyl MethylLight assay according

to example 4. The Y-axis shows the degree of methylation within the region of the EYA4 gene investigated.

#### Example 1

Analysis of Methylation within Colon Cancer Using an MSP—MethylLight Assay

DNA was extracted from 33 colon adenocarcinoma samples and 43 colon normal adjacent tissues using a Qiagen® extraction kit. The DNA from each sample was treated using a bisulfite solution (hydrogen sulfite, disulfite) according to the agarose-bead method (Olek et al 1996). The treatment is such that all non methylated cytosines within the sample are converted to thymidine. Conversely, 5-methylated cytosines within the sample remain unmodified.

The methylation status was determined with a MSP-MethylLight assay designed for the CpG island of interest and a control fragment from the beta actin gene (Eads et al., 2001). The CpG island assay covers CpG sites in both the primers and the taqman style probe, while the control gene does not. The control gene is used as a measure of total DNA concentration, and the CpG island assay (methylation assay) determines the methylation levels at that site.

Methods: The EYA4 gene CpG island assay was performed using the following primers and probes:

Forward Primer:  
CGGAGGGTACGGAGATTACG; (SEQ ID NO: 6)

Reverse Primer:  
CGACGACGCGCGAAA; (SEQ ID NO: 7)

and

Probe:  
CGAAACCCCTAAATATCCCGAATAACGCCG. (SEQ ID NO: 12)

The corresponding control assay was performed using the following primers and probes:

Primer:  
TGGTGATGGAGGAGTTTAGTAAGT; (SEQ ID NO: 8)

Primer:  
AACCAATAAAACCTACTCCTCCCTTAA; (SEQ ID NO: 9)

and

Probe:  
ACCACCCCAACACACAATAACAACACA (SEQ ID NO: 13)

The reactions were run in triplicate on each DNA sample with the following assay conditions: Reaction solution: (900 nM primers; 300 nM probe; 3.5 mM Magnesium Chloride; 1 unit of taq polymerase; 200  $\mu$ M dNTPs; 7  $\mu$ l of DNA, in a final reaction volume of 20  $\mu$ l);

Cycling conditions: (95° C. for 10 minutes; then 50 cycles of: 95° C. for 15 seconds; 60° C. for 1 minute). The data was analysed using a PMR calculation previously described in the literature (Eads et al 2001).

Results. The mean PMR for normal samples was 0.15, with a standard deviation of 0.18. The mean PMR for tumour samples was 17.98, with a standard deviation of 18.18. The overall difference in methylation levels between tumour and normal samples is significant in a t-test ( $p=0.00000312$ ). The results are shown in FIG. 1.

A Receiver Operating Characteristic curve (ROC curve) of the assay was also determined. A ROC is a plot of the true positive rate against the false positive rate for the different

possible cutpoints of a diagnostic test. It shows the tradeoff between sensitivity and specificity depending on the selected cutpoint (any increase in sensitivity will be accompanied by a decrease in specificity). The area under an ROC curve (AUC) is a measure for the accuracy of a diagnostic test (the larger the area the better, optimum is 1, a random test would have a ROC curve lying on the diagonal with an area of 0.5; for reference: J. P. Egan. Signal Detection Theory and ROC Analysis, Academic Press, New York, 1975). The AUC for the MSP-Methyl-Light-Assay is: 0.94 (FIG. 2).

#### Example 2

Methylation within Colon Cancer was Analyzed using a HeavyMethyl MethylLight Assay.

The same DNA samples were also used to analyse methylation of the CpG island with a HeavyMethyl MethylLight (or HM MethylLight) assay, also referred to as the HeavyMethyl assay. The methylation status was determined with a HM MethylLight assay designed for the CpG island of interest and the same control gene assay described above. The CpG island assay covers CpG sites in both the blockers and the taqman style probe, while the control gene does not.

Methods. The CpG island assay (methylation assay) was performed using the following primers and probes:

Forward GGTGATTGTTTATTGTTATGGTTTG (SEQ ID NO: 10)  
Primer:

Reverse CCCCTCAACCTAAAACTACAAC (SEQ ID NO: 11)  
Primer:

Forward GTTATGGTTTGTGATTTTGTGTGGG (SEQ ID NO: 15)  
Blocker:

Reverse AAACAACAACCACTCAAATCAACCCA (SEQ ID NO: 16)  
Blocker:

Probe: AAAATTACGACGACGCCACCCGAAA (SEQ ID NO: 14)

The reactions were each run in triplicate on each DNA sample with the following assay conditions:

Reaction solution: (400 nM primers; 400 nM probe; 10 μM both blockers; 3.5 mM magnesium chloride; 1×ABI Taqman buffer; 1 unit of ABI TaqGold polymerase; 200 μM dNTPs; and 7 μl of DNA, in a final reaction volume of 20 μl);

Cycling conditions: (95° C. for 10 minutes); (95° C. for 15 seconds, 64° C. for 1 minute (2 cycles)); (95° C. for 15 seconds, 62° C. for 1 minute (2 cycles)); (95° C. for 15 seconds, 60° C. for 1 minute (2 cycles)); and (95° C. for 15 seconds, 58° C. for 1 minute, 60° C. for 40 seconds (41 cycles)).

Results. The mean PMR for normal samples was 1.12 with a standard deviation of 1.45. The mean PMR for tumour samples was 38.23 with a standard deviation of 33.22. The overall difference in methylation levels between tumour and normal samples is significant in a t-test (p=0.00000326). The results are shown in FIG. 1. A ROC curve of the assay was also determined. The AUC for the MSP-Methyl-Light-Assay is 0.91 (FIG. 3)

The assay was tested on an additional set of colon samples (25 adenocarcinoma, 33 normals, and 13 adenomas). The results showed a significant difference again (FIG. 4). The ROC are shown in FIG. 5-7.

#### Example 3

The HeavyMethyl-MethylLight-assay was also tested against a panel of other tissues (FIG. 8). Besides the colon cancer samples only one of the two breast cancer tissues were methylated. However, on a panel of 21 additional breast tumours (different stages), only one was methylated (FIG. 9). So the marker is specific for colon tumour samples. All primers, probes, blockers and reaction conditions were identical to those used in the analysis of the colon cancer samples (Example 2).

#### Example 4

Twelve of the colon tissues analysed by real-time PCR also had paired serum taken before surgery. We extracted DNA from 1 ml of that serum using a Qiagen UltraSens® DNA extraction kit, bisulfite treated the DNA sample, and ran the HeavyMethyl-MethylLight-assay on those samples. The control gene did not amplify for three of the cancer serum samples and three of the normal serum samples, so we can conclude that the sample preparation did not work in these cases. In the other cases, there was evidence of higher methylation in the cancer samples than the normal samples (FIG. 10).

#### SEQUENCE LISTING

<160> NUMBER OF SEQ ID NOS: 15

<210> SEQ ID NO 1

<211> LENGTH: 29993

<212> TYPE: DNA

<213> ORGANISM: Homo Sapiens

<400> SEQUENCE: 1

```

ctggtttttc ccttaagggt gcttttaaat gaaattaa caaaaattat gttttggatt    60
atgagctctc agagcgcttt gtttaatttg acttatacaa aatctaagtc caagacagtg    120
ccatgcacgt ttgaaaaata acaaatagtg aatggtaac tgacagaggca tccattcca    180
gaggagttgg ttaagggaat tgctaataag tgaatcttat atttccactg atttaccta    240
taaagtctta tattttttat ctcccactc ctcccaaac acatcccttt tcagactgag    300
ttgaacatgt acaaatattc tgagagcctg actcatgtca tcaggggccc actggtgttt    360

```

-continued

---

ttgaatcact tcaagaatct ggcagcaggt ctctgacttc aatttccccc atgtgtcttt	420
ctaggccoct tgggtttctc cactgttct actttccctc tcttctcat tgtctgtact	480
gtattgcact actgggctaa tagatgctag ggaagggtaa tgagtaaccg gtacaatatt	540
tcaggaaagt gatttgcttt ttaattgtgc atttatgaat tgtttgcatt ttaccacaaa	600
taagatagta agtaaaacaa taaataatac atgaatttta aaaagacgcc tcaacttcag	660
agacttcaag tatatttttag acaagaaaag caataattaa ataagcacag aatttaaaaa	720
gtaatacctc aaagtaaatt ggacacaaca ttttgttccg gttatgaaaa ggggaggctt	780
gaaaaatctc cttggtgagc ctgagggaca tatggaatgt aattctttaa accaatgttt	840
ctcaactgt atgtgagata attttaggtg gtacatgaga aataactttt atttctacaa	900
tataggttcc tttgcaagat catcttctat tcatggcggg ttttattagt tttccattta	960
tggtgactat aaaaaatgtc ctttatcaga taaacttatt taataaaaaat agattattta	1020
aagatacata ttaagtcaat aatataggcg atatggctat aattataaaa gtgatattca	1080
atgtaaatgc tggaaaataag gcctcattta agcaaacaa acatttttgc ctttataacc	1140
ctaaaattct gtttcctatg ttaacttat ttcaaatgtg tactgaaaat tgacgtttta	1200
tctgacacct agtgggtgcc atgttaatat atgtatattt aagacaacta ttagaaggta	1260
gtaatatgaa gtcaaaatac taatatatta tcttgattt taaaaataat ttctgtacat	1320
gtattcttat ctagatgtac aaaaaactat gcaggagcaa agtgaccttg aaagcaaggt	1380
cagtgtaaact gaaaaactcg actttagaag ggtacaaaga aacatgctaa gaaaaccac	1440
cctatattta tgttaacaat atgctaaagt atgaattttt attttatca aatcatacat	1500
ctcccacctt tattttagag tgaaactagc acataatggt ttatgccaaa atgaaattca	1560
aaatgttgtt gccttttagc gacagtatta aattcatcat tgtacttaat ccttcatga	1620
tatttgcctat agccacagaa cattcttaga cactatgatt cacaaaaacat ttaaattgca	1680
tatttggctt gtaatatatt acatatttaa aagaattact atttttctga ataccattaa	1740
tactaataat agcatcacag tgactaagag tggacttaaa taaaggctgg cttgaaactc	1800
aggctcgcca tttattagca agcttctaaa aattctgagc ccttagtttt ctcacatgtg	1860
aaatggagaa aataaatctg caaaaattaat taaatctgtc cattcatatt tttctctcca	1920
gtgtatatta actggcattc ctctgttagc cagaatgtgc tctcaaccat gctccaaatc	1980
cgctttgtgc caaccctact gccagaacct tttctacctt gagaaccaga aaaggaaaca	2040
ttatgcctgg caatgcctac accctccaaa ataaatctgc aggaagaac acccagtaag	2100
tgatgagagc agcaacgact gcctttatca ttttaaat tacaacaccac cttttctaga	2160
gcctcttaag cattgtagat aattccccc tcattaaaaa ataaattgta accataagta	2220
ttcagggttg atactgcttt tgaattagac agtgcctata tcagttgcat aagaccaacc	2280
taaagtagag gatgaaatct tttttctgaa cctttttcag aacgtaactt agtgaatata	2340
ttaaaactaa actttctttg aatgggagta atttctacgg ataatctgt aatctcttag	2400
accacaccta aggtaatgta gaggttgttg tatcataggc tttgtgatta gagaccactg	2460
gatttgcctt tggaaaagtc actcatgatt ctttgggctt tggtttctc atcttttata	2520
ccggcttaat aatgaccacc gtagagttgt catggaagtt aaatgaaact atgtaccata	2580
agtgaccaat acaatgattg acactcagtg atttatcaat aaattaaaa atttattatc	2640
aatatgacag agaagggtcc gctaaaatag acaataggtt tttggaagag gtgattaaat	2700
ggatgcaaaa tttatggatt gtttattocg tctaccttgg ctgtgtcccc tggttgtggc	2760

-continued

---

atacacacgt gtgggtataa aatcgtaaat cctatgtagt cgcgtagtgc atgcgcagaa	2820
ggcttagaca cgaaatgtca ttccagcaat gtgcctagag aagctctgac gccgccttgg	2880
aagtaagtgc ttgctgcctg acctttgggc gtctgggacg gatgcctata cctgcaccca	2940
gcagcactgg aaggggcccc ggcccttcgc agcacagcct atccccagac cgcttagtcc	3000
ttcataacat atatctccac ggaaaagggt atttctctcc gtcagaaaaa gcgccccagt	3060
ctggtctggg ttggttttta ttccacgttg ttgcaagtag gcgaagtccc ttctgtctcc	3120
tcccttgggg taagtggaaa ggagtcgggc agggggcccc cagtggcctg cacaggggaa	3180
ctgggtagcg agagagtcc aggcaattcc gggggctgcc ccacagaagc agtggggat	3240
cgacagtggc tctccggccc agggaggaga gcgcggtcgc gggtcctcc cctcagcctg	3300
gaggctgcag ccgctcgagt cggcccgggt gggggcgggg tgggggcggc gcggagggca	3360
cggagattac ggcgggcccc cccgggacat ccagggcccc gaggccctgg gcggtcccca	3420
cgcgagatcg caaacatga caataggcag tcacccgagg tcaataaaaa acggagtggg	3480
tcccccgcg cgcgcgccc ccccgctccc tggcggcctc ccccgaggcc cccggcggcc	3540
tcacgagccc gcagtagccg gtggcgacgt cgcgcccgcc ccacctcctc gcgcaagtgc	3600
gaggctgcgc gcagcggcgc gcacgctcgc gccgttcccc gcttccgcgc aaaacttcca	3660
tcctgtccac gtaagtttg cgtgcctta gagaggggga aagagctgcg ggaaaagccg	3720
gggagtgcag actgcggcgg ctggggcgcg tctctcattt tcttttcttc tctttcccc	3780
cctgtcgcag tccgagttt tggctcctct cctttcctcc tcccctcgg agccggttc	3840
tccctccgcc ccgcttctcc cccgcttggt tacgctatth gttgtggggg gcccgaggg	3900
gatgtcctgt ttccaccaga ggcacagcgc gaaggggaaa ctccgacact ggaaggaacg	3960
agaataaata cttaattac gacgcactga accgcggctg ggacagacac ttcgggaacc	4020
cgaggcggac cgggcgacga ggtgagtgc cccttcttc aacccccgcc ccagggctcc	4080
cgggggagcc tgagttgaga gaacccccaa actttccggg aaagtgcgcg aggtccgcc	4140
ggggacgcc agcgtgggt actgaggacg cgcagctgga cggtgctgg gcgcctgct	4200
ccccgggggg cgttgtagg cgggtgccc cagcctgag ggcggggcc gctcggaccg	4260
cagcgggtct ctctgcctca gaagacgtcc ccaagcccc agggtcctt ccgagcctgc	4320
ctgtcccttc cgggtcggc gcggagcctg cgcgtaacgg agttcatcca gcagtccagc	4380
gcgcggcttc tacctgcacc ccgcctccac ctggcagagg cgcgagcacc ggggtctccc	4440
ccacatctt cttatgacgt gtattacttt ctgatgacct cctagatggt ccaggcgcga	4500
ggatgctgac ccagagtctc tcggagggtc acaggcgcct gggctttccc ggtgcccgggt	4560
gcgtgtgtac tttaaaggct cgcgttctaa tctccaggca ctgatcgggc ttttcaactg	4620
cggcgatccc actttaatag tttttatgtg gcgtggactg aatgtctcct gcagtttgc	4680
agggtcgggt aaattagagg gccttgctca gagcagtcgc gttcattggc tcgagtacg	4740
ggtgccatgg aagccttata acttctccaa aggaagggac ctggctgggt agagcaggt	4800
ttctctcct tccaagcctg ctgggtctgg ggaggcagtg gaacttgaat tggctcggat	4860
ttttagcgtg gtgaagcgag gtttggaagt agacgtgtgt gtgcttgttt tattctgcgc	4920
cgcacagcaa cccgaactt cgtttggtag cacttgaaag agttttctcc ctttgtttgc	4980
gagattctga acagctcggc gcgattaggg aatttcggga ccgagtcgg tggcagagct	5040
ggggcgaaag cagagagcgc aatttaattt ttgtcatctc ttcctgctt gggaggatag	5100
tgtttccct caccaccacc cctctttctc ctctctatga agacaacgga tttgcgctg	5160

-continued

---

gggtgagagt gtgtgcggga gagtgggtg gagactgtcc tctctcaccg cgtctcctgc	5220
gcctctcccc gccatcccga gcgggcctag agagtcatc atgaatctta acctgagggc	5280
aggggaggaa ggtgcaggtc cctctgcctt ttctgccaag gtgcagaata gcgcccgggc	5340
gtgtgttttg gttccagagc agttccacgt ggagcaactt cgtgtgtgtg tgtgtgtgtg	5400
tgtgtgtgtg ttgtgtactt gatctgtgag gaggtaacag gactctggtg ttcaaaccca	5460
gtgggccggt gccattagt ttgtcttctt ggctgtcatt acagacactt ccaaaatctg	5520
atacctaaga gaaccaacag gttaggtttc acattaaggg ctcaactta acagttttct	5580
ttctccctta ccccttttg cttggcacc tgggatcaac gtaattgttg gagcgaata	5640
cacctctgg aatatggcat ttgttctctt ttctcatctg tggccacttt gtgaaccctc	5700
gggtgtttgt cagtttcagt gcgggctcct gcgggattta ggtgggagtc ttaggagcgt	5760
ttaacaaccg cgggctccc atcagcagct tctgaagttt cacttacacg taggtgactg	5820
acaggattga aagttgacga tggttttttt gttgttgcg ttgtttttgt ttttaaacc	5880
ttagggaagg gattgtactt gaattccttt cccgggtacg gtttggtttt aagcagaatc	5940
agtgcccttt tttttttttt tgtcttttaa aatattattg gcaagcttaa acctgaagaa	6000
ccaaaaacta gagggggtg ggagagaatc cccccaaaa atatttgata cgtgatacgg	6060
agcgttttag gagactgcat tcaagacat ttgtgtattt ttaaaaaata cattatocca	6120
agaaacaaaa agcagtagta acaagagaca gattgttttg tgtggagcaa gactgccaga	6180
atctgatttt tatggcaaca atatcgaaag cagacataac tacaccaca tttattgta	6240
taaaccgtaa aatagtttg ttccacctga ttaaagtgg taagtcattc aaagttaaac	6300
ccgtatttag gaatgactgt acaagaatgt taaaacctt gacagctaca gctttgaaag	6360
caacataatt agatttggtt aaaatgtctc ctttctctga ttattagtga tatgtacttg	6420
tctttcataa taagtaaagg tctacaatca atatggtttt caaaagcctg ttttctttg	6480
taaatttctt gaaaatagta tgtttcaata ttaaaagacc attgtaacta ccggttggtt	6540
cacaattata actaaaataa gatttactca gttgttttct ttttattagt atttgtgaa	6600
tatttgaat tgaatttctc atttccaaaa taaaacgtct cacatatatg tatgtactca	6660
caattaacac tctttttaag tagtaggctt aagttttaa atttttaa tcttaagatt	6720
tgtataaaaa ggagtgattg tataaaaagg aataataatt attaattgtt aagaaaaata	6780
gatgctgaat ttcagagggt ttctagaagc tggagaaaa aattgcatag aagtttcttt	6840
tttgacgggt gactggcaga tgagttaact gtcattttgc tataatttat tttttcttt	6900
taataaggct ctttgggta aaaaaaaaa aggaaaaaca agtactccat ttctaagagt	6960
ttccttttta tttatggtt actttggggt gtaataaat tttacatagc cacgggaaat	7020
agagtatcca atttcatggt ttcagtctct gttgcaagct ctaaatgact gatgtcgtgt	7080
ctaaaaatat atttatatgg cttgatattt cattttaaca ttttatgcac tggaattaga	7140
tttttagga ttttagaaa gatagaatga cagaaagacg atgactattg ttataaaaag	7200
ttagaatggt aggaagttca cattctaact ttcaataat caaacttatt ttgccccaca	7260
aaaactcaca gtttttatac agatttcaag aagaggggtg ataactttt tccactacta	7320
gttaagtgtt aagtaattta agaatgcaag tatgtattat gctttctcat tatcattttt	7380
ttctgttagg taatgcaag aacactggac attctgtaaa aacaggcccc tctttataag	7440
gagtttattc accatagttc tgtattgcag ctgctgatca ttttcatgg agctgttaaa	7500
gcacttaaaa cctaaaatta ggtactgtct ggttgtaaat atttoagatc acttatttaa	7560

-continued

---

gaaataaata gaaaagtgtg ctatcaaaaag taggagacgt tttgaatcct ctcattgaag	7620
agctgaacaa acctctatca aaacaccttc ttcttttttc agtgagaata taatcttgac	7680
agtttctttt tctaaatgga tattattctt acatgtacta aatgctaaac tcttataacg	7740
tgctccctg tagagtatct taaactaatt atattcagaa atacagttgg gggattttat	7800
tacaatgggt actagtgaa ggaaatcaac accaggggaa tggggtgga ttgcagtgt	7860
cctgcttctc tcataaattt ttctgctaa actaagaaat gacatgctgt ttcaggcatt	7920
tgccctggag atgggtgaga tgcaatatgt gtaatgctgc atcttatagt tagatgtgt	7980
ttaatgaagg ggacactgca tagtcattaa atcatttttg gagccaaact tggcgtcatt	8040
tagcttgaac ttaagtggaa gaaaatgaac aagagttaca cattcaaaag aagtacaagc	8100
aactttgatt gcttttaaga ggtttgaaga ctttgtaaac attactgtca ctcaatattg	8160
cttggtgagc tgtacattaa tatatgcttt ggtgatagt cattttacgc ttgaaatttg	8220
tcattcttag tgtttctcca tccatctttt tattagtaaa gagatactga aaatgaacac	8280
tactattctt actcccctaa cccctttc acctccagaa aaagagatga aactgattaa	8340
tttaaaatag aaaccatttt gtgttatcaa aaccacattt atatagtgat ttgagacagt	8400
ttcagagagt gcacctctga gtctcactgt aacctttttt gtcattgaaa ggtgctaatt	8460
gatcttaggg tactgacaca atagtatagt ttgatatttg aaaccttca gagttggtct	8520
ggcccttttc ttacctgag atttcagtgc atggatgatg aagaaagaca ccattctaaa	8580
ataccagaaa ttctcatttt ttccaatat gaaatgtttt aatacagtat gttcatattt	8640
ttaaagcttt tatttacata cagtaagtaa atttatttta acgtactttt ggacagtagg	8700
agaaaacct atagtgtcta tcgtgttaga attttttagt tttttttttt ctgcacaggt	8760
agtttattta ggttataatt tttaggcaaa gtctgattcc tattatcaca tgaatatatt	8820
caaagtgaag ttgcgttaaa ccaatgtgga atagcttttg tatcaccaag gcatatatta	8880
atgtagatgt caaatatgag agcatatttt cttgagtata tttatatcct aaagtgtatt	8940
tttaataaaa agtggctcact gtagtcttta gataattaca atttggctgt cattattact	9000
ataatattaa tcactatcac catcataaca tcatagctag catttactca ggaatttcgt	9060
gcaaaacact gttttaagca tttatatgga ttagctaatt ttaatcttct taactatgcc	9120
gtaaatagg tacttttggt attcctattt tacagataag gaagctgaga cccagtcctg	9180
cagcacagtg gagccaggat cctaactccc cagtatgagg ccagcaccct tatccttaag	9240
cgtgtgctgg gctcttgctt ccatcagtca tataccacca tttttagggtg gtacctgaa	9300
attttgtttt aataaactt atattttatg taaggataac tagatattag aaaaatttgt	9360
taaattttgt attaaacctg taacttcctg ggcaatattg tttgagacaa gaccaaaaca	9420
agtattgaag tcaaagaaaa aaaattaagt atctgaagaa acgtattaag taacagtgaa	9480
caagaatag gcctaaataa ccacagtcac gaaggctgga cagcaaatga ctgaatttgg	9540
agaaatgctg tattttgtaa tgtttcccaa ttatcaagaa cttatgacca gatcttttaa	9600
atatttaact aacatgtgga atcttccttt gctcttcaag ccttatccaa attggttaaa	9660
tgttatcaac tttgtatttt ctttggtttt gttttttggt gttttaatgc tggttttgaa	9720
tctcaaatct gcacattttt gttgaaccaa ctaataaggc ttgaagagtt aaagagtgca	9780
tgatggactt ctggaggcag gtttaaatga taatggagct gccatattt tggaaataca	9840
ttcaatttat ctggttatcg catgtgtaag gttttctgta ggtaaaact tttgctgtta	9900
ataacctggt ttacaatttt atagtatttt tccactgaag cagtggtttt cattttttta	9960

-continued

---

```

tttacttata tactcagcca cggatccttt catttaaatg gaaactgatg atatgcccag 10020
tagagaaatg tgccactgct ctagggtgaag caggatgtag gtagectgag aatgactcac 10080
caacagtacc ctctcacggt ggccgcccgc tctggagtto tctctaagtg tcttcaatgt 10140
atggaaactg ctgcaaaaaa attcaagtct tctgacaaaa ggggttaatt cagagtacct 10200
gcctaatacat gttcatgtgg catcactaaa aaacagactg tcagatacgg taaaatatct 10260
cccagtgatga catatcagca gaaaggtgtg tctactctcc cttctataac ttgagtatcc 10320
gtattaacca gtcttcaaat tcgatttagc actgagaaaa ttaaaactga tcaaaatgtt 10380
ccctgtgtgt agttacaggt ctgaatgagg cacaaaggac ttgtacctgc aaaggttgac 10440
tttattaatt agaacaatctt tcctccttta aagactgtaa gaagaaacac cagcagtggc 10500
ctaacttgac atgacttttag attttcacgt aaattattgc tactatttct gttatecttt 10560
ccccctttct ttttaaaatg aaagggacat ttcttgtgaa agactacaat taaatcataa 10620
aaatttacet tcagtgtcca ttaagtttaa ttctactcac aaaagcaaca gtacagagtt 10680
tgaatttcta tcctaataca agtaggtgta ccacataccg ggagggtca ttatgcacaa 10740
ggtcataat acaattcaca gacctctgca tatacccaac ggagtgatct attcattaca 10800
tttcacctct gactttgaac tcctaatagt taaaagattt gaaaagaacc gaatgttctg 10860
attaagagat tgaatatttc taacttaatg ttttcagtat gttgaaagt atgatgactt 10920
gggggaatca gcagatctct acattaccta attcttttct cttacatttg aatgcaaatg 10980
tatattcatg tgggttatg actcaagtca ttcttgctaa atttaatgac gttgtagggtg 11040
aatcacatc agatttcctt ttgcagggtt tccagtaatc taaaacaatg cttctagtag 11100
gtaacttaag catgcaaac tcaataaac tgtcaagaac ggcaattcta ctgttttatt 11160
ttgtttttt tttgtttt tttgttttgc attaacttta gttgataaga tgatgttact 11220
gttattttt ttagttgact catgaagaat ttaatttag gtctagttt tcccttaat 11280
tgttgactt agtttttaa ggttctgtc atgaaaatgg ttagcaaagt tgtgggtact 11340
tggtaaatgc ttgttaaatg ctttttctt atcagtgttg ctgaagactt gcaaaattag 11400
agtgggatgg atagatttct tttctactct gcatggcttt gaagactttg gagcttttat 11460
tgtattctta tatttttaca taccattccc aggaatattt agagagagaa tcattgtaac 11520
caaggtcaca ggtctaatec tcaggatcc aaattagctt taggtggaca attgtcctat 11580
acacacttgt tcgtattaat gttgtcataa caaatatagt tataatatct tgatgcctct 11640
cctgggggccc cattctggac tgtgttgaag ctgtctctaa cactctctca cgtccctaag 11700
atattcaacc acatttgttc atgattttta tgaggccct cctggactta aaattcctta 11760
aaaaatttgc ctgctgccta tagggcaaat tccaaaatc tctgcaggga agataaccct 11820
tcatactgag aacctgtctc aggttgcctc tctcatctct cactcccac tcacaacaac 11880
tctcttttcc agctgtatgg aaaactgcag ttctcaata caccttggac atttccactt 11940
catttctttg tgcgtggaat gctttttctc tgaaaaacat cgccctctc cccctgaaa 12000
tatcttttct actgcttttt caatacttaa ggtgcaaat gttagctcct ctgataagtt 12060
cctctgacct ccagagtctg agttgaacgt ttctttcttg ttaactccaa agcatccagc 12120
ttctacattt aacatagccc ttgccacatt gaaatgtaat agattacatt agtctaaatc 12180
ctgctttaag ctgagaattt actggaagga ttagctgtat ttgtcatttc tgtatcgcta 12240
atgcacagtg cactgctgga catatagtca gtaggtagtt gttatattcc cattgaaatga 12300
atgagttagag gtactgggaa tgagagcaga gattgtgaca ctgaacatcc cctccttgag 12360

```

-continued

---

```

actgggaaca gtgagaaggg cagtgactat tacaaggtgg gactacctca ataacaacct 12420
cagggagttt tggataaac ccagtagaat tgcagctgtg aatccaggct taggttatat 12480
gtatgtatac gtgaatgtag aaatgtgttt atttcttacc actgggaagt cagtgatctg 12540
gtggataagc caaggatcct gaaaatctct ggagatacgg taatttcata gtacttgaaa 12600
tctgagagac tcagttctta tagcacagtg agtaagtaga aagaatatgg gggctgggcg 12660
cggtggtcct cacttgtaat cccagcactt tgggaggccg aggcggatgg atcacctgaa 12720
gtcaggagtt cgagaccagc ctgacccaaa tggcaaaacc cgtctctac taaaaataca 12780
aaaattagct gggcgtggtg gtgggcgctt gtaatcccag ctactcggga ggctgaggca 12840
ggagaatcac ttgaaccag aaggcagagg ttgcagtgtg ctgagattgc accattgcac 12900
tccagcctgg acaacagagt gagactccat ctcaaaaata aataaataaa taaaaaggaa 12960
gaagaatag gagccaggca cttgggttca gacctcagct ctaacattga tgagtttga 13020
acatcaaaac cattactgaa acagatcttg cttcagtttc tcatgtgtaa cagaacatgc 13080
ctcatggggt tctgatgaga attcaatgag taaatatatg taaatatatt tagagtagtg 13140
cttgatatga gtatcagttg ttattactat gattgggtat ctttcattag attacccca 13200
aatgttcag agatatttag agctgaaggt cttttttggg gggctatgga ttggtgacca 13260
taaatggagt gtccagtagt ccaagtataa attagatact gtgggtcacc ttggcaaatc 13320
tgaggttga tttggagcct taagagaaga cactataggt gctcaacagt tggcattggc 13380
catttacgtt gtgcagtaat atttcttta gtaaatttt cgcatacag taatctagat 13440
tgttttagag ctttaactctg tgtggttcct taactacttt aagcaattat aagcacgttg 13500
tataatggta gtactttata gccaatatct aagtttcctc agttgctttt ttttcagccg 13560
taaggtacca attatgagaa tttgtataat tttcaatagt cagtgggctt gatgaactca 13620
atgtaaacct tttaaaagg agctttacat attgctatga ttcttacctt tagagagaca 13680
gtaggaggta attagtacct ctacttacag aatttatcac ttggattcag atataatggc 13740
tatgtggcag gatggggctg aaggaaaaag gaaagttaa atattaattg tcaaggtctc 13800
atttttacag cttgtctgga actgctacca ggtgtatctg tatagtttta aaaatgataa 13860
cgtgttacct gaattcttca gtatatttaa ataagagttt ttcaagctct ggttattgac 13920
attttggct ggataattta ttcaggggat actgtcctgt gcttggtagg atgcttagtg 13980
gcatcgctgg atgccaggga cctccctcc cctggtaatg atggtgtctc cagacattgt 14040
caggtgatct ctgggagcaa aattgcctct tcttgagaac ccataacctc agcagatctt 14100
aatatcattt gatatagtca aaaaactccc agggctctgc ataagaggat tgttctatct 14160
ccagtcaagt gtggagaatc ctaatacctt cctccaagt ttaaacatga agtcaaacaa 14220
ttctcattag tctgtgttga tagattaact ttgcacagag gggatttaca gatacgcttc 14280
acacagattg accatctcca gcatattttc cttttctgga aataatatac gagtgggagt 14340
aacagaatac ctgagagaga gtatgtagga agtaaatatt tatttgaatc atctatgtgt 14400
cttttcttcc ggttatttgt cagtagatag tttgattta tttttaaata atgaccattg 14460
cctttccatt tctgtgggta aatattcagt aataagaaac ttttatttta tttagtctgt 14520
agtgtttaga aaggtaaagt tactgataat cacaactgct gaagattaaa atacttagtg 14580
agttaaatta tttgtttgta atgagaaatt ttcaaaagaa ttatgtgtag ctttcagttg 14640
taaccacaag ttcaagatct tgagttaata acatttgtac agctagaaga aagtaaaaat 14700
aaatatatta catgtaaaaa ctctcttttg tgaattctca gatccaaact ttaagtctct 14760

```

-continued

---

cattctatgg gtttgatgt gaccaataca ttttatctat gaaatgatat ataattgatg 14820  
taagtaaatt tgactgttgt ttgggcacca cccttacata atttaagcat atatgaaaca 14880  
catttcaaaa atcacttgaa caaaatggga acaataatgt tcacataaag tgagagagga 14940  
taacttttcc catatgagtt ttgggttgaa tttcaaaatt attctgaaat atgaaacatt 15000  
aatattataa atatatgatt agactaattt tcttaagagt tctaaacagt agataatttt 15060  
tatcttatta gaaattgcaa agatacttga aattccacac ttatgcattg tctaatttag 15120  
tggttgact ttaattgat taggtagata atcatggaag cagtcagact aacctggaga 15180  
ttccacatca tttactaatt gatgcctaag taggcagggt agaggactt gaaaacacac 15240  
acacacacac acacacacac acacacacac acacacacac actcactctc tctctctcac 15300  
ttcctttgat ttgtgcttta attttgaat gtgtgcttag gtggcaaagg gctgcaaata 15360  
cagcatactg tgtttgacca aaatattttt ctgtttccta ggtggagaag gacctgcat 15420  
agctccttgt tagcagagag ataaagtggg tgctgggcaa cccaatgaca ggtggaggcc 15480  
gttctcgggg agtgttgccg agaatttgag acaggggttt aaatcacaga tagtgagga 15540  
gagttctgct tcattcatgg acaggaagtc caaagaaggc acagcgaacc acaggtccat 15600  
ccaggcactt tatgccagat attgaacggg aagcctagta gccctttagt tactggagaa 15660  
cggccaaaaa cccagaggtt ctatttttcc aaatgagcac ttcctgggtt cataaatcaa 15720  
ggaacccac agagtattca agtcacatat ctcccttctc aggttgattc tttgtatagt 15780  
gggtccta atgtgtaagc ttacttatga acattttatt tcttataatg ccgtcagtca 15840  
cttccctttt tctccctggc atatttctac cacccttato ctccatggcc ccaactccct 15900  
taacctactt gctagtgtc tttttgtgc ctacctggac aaaataataa taataataat 15960  
aatctactca tcttcaagg cttagctcaa atgtcacctc ctctgtgaag ccttccctaa 16020  
ggctcaggca gaattagttc ttttctctgt gtaataccat agcacttttt ttggactgtt 16080  
aatataacag cagattgtgt tggggctcat tgtatgtgtc tgtcttctag agagactatg 16140  
aactcacaga ggggagagat catatctttt tccctccgta acctcaacac ctggagatgt 16200  
taatgaaat taagtactg cactattcca tgcatactt taaagggcat taggtcccaa 16260  
accagacatc tgcaaggat gaactctgtt aactttttgg aaaactgggt ctcttttgct 16320  
tgtggtcatg aaagctggtt tattggttat tttctactcc aacttattta aagcctcatt 16380  
tgtaccaaag tattactgat tttctagtgg aaaaacaggt atgtccggcg tacattggtta 16440  
ttttcaataa actgacattt aaaagacaga tttctcgttg aggtttatgg tcttcataat 16500  
tctagttttc tccagaaaca gaccttgatc tctttggttg cctctgcta agatcgattt 16560  
catgttattt tgaagaattt ttaaccctca gaattataga tttcatttga gagaaagcat 16620  
gttctgtatt tgtttgtgtc agtgtttcaa aatgtgagga ccaaaaatcc cagatgtatc 16680  
tattaaaaat atacgtggcc ttttctgtgag ggaattaca tctttttttt caggcacaat 16740  
tgaggaagta aaaaaatttt gtttagtttt tagtggtttg ttttaggca tttccatac 16800  
aaagatgagc aagacccttc aaaaaccacc aatttgctta tttagggggg aaagtcttcc 16860  
tatgtccaga aataacatta aattaagatt attgtttcca atagtttcaa aaattgtggt 16920  
tttattttct tgtatgagtc attttttagc atagtgacagt acatgattgc actacatcat 16980  
gacaaagcat atttgtctg tgtttcagtg ggtcacttta tttatcagcg tcagatgatc 17040  
agatcagaag agagatctag cctaaccctt ccattttgca gatgagatgt tgtattatgt 17100  
gaccttaaga ccttaagtca tttactcaga acaaacaga aaaagagaac ttcatgctgg 17160

-continued

---

```

ggacacttca tgcctccaac tctacatctt accactttat ttttatttgt ttgtttctga 17220
tgaggagtgt agaatgctgg aatcagacta cctttgtgtg tatccaggct ctgccactca 17280
tcagcgatgt gactttggtc atgtaatctt ctgagtggct gtaagccata gttccagcat 17340
gtgtacatgg ggaataataa cagtactcgc ctcatggagt tgtaaggaat aattgaattc 17400
atgcaggaaa gacatttggg tcaatgacct gccactata aaagctcagg ttatagtttg 17460
aattgatatc ttggaataaa atgctgagtg tatttgatat tcagagaagg aaattcatgc 17520
tgctaaagca agtttttttt ttaaatctgt tacttaaaaa atacaaataa gtcatacttt 17580
gtataacata ttaaaacaga gatgatagag gttacttttg agaggaatga ccagagggag 17640
caagagagag gctttggaat gctgattatg tcttttatct tggtttggtt gctggtcatg 17700
tgaaaagtgt tattcaataa aaattcatca gtgatcaact tttgatttat gtattttatt 17760
ttactgtgca tatgttatac tttcttaaaa agttttaaaa ataccgatat atttaaagta 17820
aaaagtggat ttactcattc ttattctctg caaatcagga taagttgtta tacttagatg 17880
tgcactcttt caggcatttt tttttctata tatgtgtaaa tgtaataact atgtgaggat 17940
gtaatttatt ttcattttac atttttaact ccaataggat cattgatttc cttaaaactt 18000
gcttttgatc tgcgtaatct tgaatatttt tccacatcag tacatatagt tttgggtgct 18060
tctatttaat gtatgcagat atttcataat ttcactgttc cctcttggtt gtatgtttac 18120
attgcttcca tatttttact attactaagt atgttgcact gatgattttt atgtctcttc 18180
gtacatctgc caaaaatct tgtagataaa actctagatg caatattaat agataaatat 18240
gtatgtgcat tttccataga aaatacaaaa atgcttttta aaaagattta tgaatcttgc 18300
atctttaagg taatattctc atctttctca caaaaaccag gtgcataaat ttcaacttaa 18360
ttgaaccttg taattatttg tgcctctggtt aagaaaaatg gttatagtag taaattcctt 18420
gaaactcata tagtaatcgg aatactccac tatgattagg ataaataatt ctattaacga 18480
tatatattta atatatatc ataatttata taattagttt ctcaactaag aatatttagt 18540
attcattttt atgaatgcat atttatatta cttatgggtc gtaagcccaa atgttaggaa 18600
gaaataaatc agtaatatta tattcactac attttttttt acttagtacc atcaaatatt 18660
taccagaatt attagagaaa atggttctaa ctctcatgtg attgggtgaga acttatgagg 18720
aatgatatat tgttattcta gtaagagcct actctgtgcc aggcacagtt ctaagcacct 18780
tacatatatt acgatagctt ttaacatag agatgaaagg tatagacatt gtataagtaa 18840
taaatgacat tactccatta taaatgtgtt gataaatatt attatacatg tcacaatctc 18900
agttgtgtca tatcaatgac taatttataa atctgttact tattataatc tgtttaatgt 18960
ggaaaataaaa gttaatgcat caaatccag aaaattgcta ctcaaatgct ggctaaagta 19020
atctgataga tacagtttta aaatgaagta tattaatcag ttgattttgt tgttcgattt 19080
ttatagtagt aaaattctgt ctccagaata ttcagttctt gtagtttttg gtttaagattt 19140
tgattaatct tcaatgggta tctagtgcct ttaaaaagta gtccaactca gaatagctaa 19200
tgtattctct ttgcattgaa taaatatggc tatcaatctt tggggggttt ttttctctgc 19260
agaatttcct gtatttctaa gggattcaat aggacttaca catataaac tgaaaattat 19320
attactatgg ggaagctgct ttgtgccttt cagaaggaac tctcttgcta acttaagtac 19380
tgtatgtgtg tagaatagct aatatttttc tccaagaaa tttcatgtat gcagttaaaa 19440
cactcttaaa ttgattaagg atttgttata tatttccaga agcactcaag agtactttta 19500
tggttataag agtagagtgc attagaatgc cagaaaccaa tgaatagctt agaggccttc 19560

```

-continued

---

```

aaaactgtgc ccaacattcc tgactttacc atataaacat gtggggtagc ctggaaaaac 19620
aaaacaactc tccttcccc aacgtagggtg aggcctgtga tgataaact tcaactggct 19680
tgaatattaa ttgatactt ttctgttaga agtaattttt attacttagc aaatgaaatg 19740
gagaggtaat aaatatgact gatatttatt tcttgagtaa agtattattt tacatcagat 19800
tcgaccagtt acctttatcc tttttgaaa atgtattata caaactacca cagtattttg 19860
cctattaatc agggaagcta aaaaacgttt tataaacgtt gaatcaaac tctcactgct 19920
gtgagggaat taaatttcaa gcaatatact ccttttatag ggtgagaaac tgaagtatgg 19980
agaaattaca aggttttccc aaagctatac actgagtcac ggcagacata gaaatctaca 20040
attctgtttg cctgattcaa tctgaaactt catgaaactt aatttatcca tttcctgaca 20100
tgtgctttag aagtatattt ccttatttgc ttatttatgc tctcattcat tcattcatgc 20160
atgcatttat gcactattga ctatttatgc actcattcac tcattcatgc attttaaaag 20220
aatcgggtgt tttgtatgat acagtcttga tttagggact atgaatattc tgaatttata 20280
tatcttagat atttcttcaa agaaactcat tgcatttttt tcacgatcat gaaaaagaaa 20340
ttaagacatt aagaaaacca agctggattg tccaagtgtg ggccatagca gtgtctatgg 20400
gcagcacctg aagctaattc aggagtgaat ctagtttgtt caagtgtctg aacaagaact 20460
tggtggaagc cctggaggag atgcctgggg catagagtgg ggacgaggaa aaacctagc 20520
actcttagag agtactgtaa ggactagtat ccacatctct accacctgat gtctttacat 20580
ttggttcagt caagagagag ggggcaaatt attctgcttc tcattctgcc atcttctga 20640
tttcagtctc cacgctttaa attctttttt attgcgatct ttttcttact agtttaacca 20700
gtattttccc gcgctttctt caccaaaatc gtttctttcc atcagcttgc ggagttatat 20760
tttttgatcg aactgtggg gttacaagta atttgaaatg aggaaagtgt ctagcaactt 20820
ccctcagtcc agtacctgt aacagagact tcagagtacg tagtgatgac acctgccttc 20880
ctccccttct atagagagtt tagtgggcaa cttttttggc ttgttctctt gttcttttct 20940
tgcagcccca agacttagga ctcagacttg gtttctgctt gtatggctct ccatctcttc 21000
ccttgaaga gttctttccc gggggctttt taggtccaag agcatttga cccctgggag 21060
atgaacttgt agattctaca aagaacatcc aagtaccagg caaacccat cttcctgtag 21120
cttaaacgtt agtctttttt ccccttcaa ttttactgaa gaataattta gtctccaaca 21180
aacaagcaaa cagaacccta gggctttct caaagtgca ttcttgctgc tttgaagatt 21240
atcatcatta atttctattt cagctaattg gttttccttt acatttttat ttgggtataa 21300
atgtgatact ttggtataca ttaatgttga tctatattaa tacgtcaatt tataattgag 21360
tgatttaaaa ataatgatgc actatgacct agtttatatc tgccttccac ttaatgcatt 21420
tcctaagcaa ttatgctttt gtggctgact gaattccctt ataattccct gttgggaaac 21480
aaagattttt ttttaaatg aagaagtgtt cttgttaacc aggggcaccg tacttaactt 21540
gagagaaaaa gattaggaat gacaggaatg acagcatact cctaatatct aacagcctgc 21600
catacatgtg aaagcaggac acatagcagg gaagcataac gttgagtga ctcaaacac 21660
caaatgtatt tgatacatta ttttctgaat tcttacaact tcagcccttt taaaggtctt 21720
tggattttta gaagctataa gggcagtttt tggtaaaggt ggccctactt ctaattcagt 21780
tacagagtca gtggaatgat ttttatattc aaatgctaca ggggaattta ttgagaggaa 21840
aaaggtact caaactttcc tggatgcctc aattaaaaat ctggatcaat aaaatttctc 21900
caagtgtccc aaatttaagg aaagcaaca gcattctatt taattacatt ctttaattag 21960

```

-continued

---

```

attcactata gacacaatc aaatcagtaa cttggcatta gatgaatcag atttattgcc 22020
atattatata actctcatgt ttactttggt gtggttggga cttctccctc cccataataa 22080
agaatatgac tcacaggtgt cacaccttga ttcttgagaa attaagtta tagaaaagtt 22140
gtttgaaag atataattgt gattttgtta ttgttttgt tgtcattatt ttcttttatg 22200
gggatgggca cacacttctt gagatttacc agatttacct tgtagttcat aaattatctc 22260
tttagatgta tctaatttgc tgtttagtgt gtttcttcta aaaaaattca gtgaatata 22320
ttttaaacc atttttatgg ttctcttcca ggtttgtgtg tataattttt tctgtgtgtg 22380
cttttcaatt ttatttctgt ttcttttgtg tctgttttaa gtatacctat ctagtttttt 22440
ccacattgct ctgtagtttc acattcttag attcctaatt tgttgttgtg gctactctct 22500
actgtgtttt gtttctttat gtagcttata attttttttt tctttttgag atggagtgtt 22560
gctctgttgc ccaggtgga gtgcagtggc acgatcttgg cttactgcaa tctctgcctc 22620
ctgggttcag gcgattctcc tgcctcagcc tcccgaatag ctgggatcac aggtgcccac 22680
caccatgcc agctaacttt tgtattttta gtagaaaagg ggtttcgcca tgttagccag 22740
gctggcctca aactcctgac ctcaagtgat ctgcctgcct gagcctccca atgtgctggg 22800
attacaggca tgagccaccg cacctcgcct gtagtttata acttttgggt gatttctctc 22860
ttagaacctt ttgactctg tggagcaatt ttgcattccc ctggagtcta gggatttcaa 22920
acctctaggt cagtctttat tttattttat tttttgtct tgaggtttcc ataccacaga 22980
tgcagtaaac atttagaatt tacatcctgc aaggctgaag ttttgattta tctcactcaa 23040
gaaattatct tctttatctc tcttccaaa ggctccatca taggacaggc ttctttgctg 23100
aatctgatgg tgggocgagt tttctatccc cccctccaat aaatgtgaca aactttttag 23160
actccttctc ctgtggattg cctcttgctt ttgcttctg cccatcgcca taaaagaaga 23220
taatgacaac aaaacgataa caacacaaat gtaaacgtac cttttcctct taacttttcc 23280
atatcatcaa tttctcatga attaaggtgt gatacctgaa agtcacattt gccttatcag 23340
ttatattcat atagttcctt tgtcttattg atgtatctct catattatcc ctcatatcca 23400
cttctccagg cctttttcca ccccatgtca gtctagatcc tcttggcttc tcaactggag 23460
cgtcacagca gcctttaagt tgccacttaa ctccacttct tgttcattct gtttgcaga 23520
aatctgaagt agatgtgttg ttgcaatgat atcacatgtg ccattctttg ttttgggggt 23580
tttaaggctt ttaaggttat caaaatattg taataaccaa ttgtcttaat tgtattttgt 23640
acttattctc ctgcttttgc caacttaaaa tgtcttaaca tctgttaat actgaatgct 23700
gatgctttcc tattcccttt tctttccat gtccgtctat aattgtttat tgattatctc 23760
agtctctcaa cactaaagcc accagtcaca actttgatgt tatacagaat gacaactaaa 23820
aggtgacaaa tgctaagac ttaatcgagg agttgttcat ttttacaagc ttacctgagt 23880
tcagagaatt ggtaaaagac tgggtgactt tggctactat ctaaatataa ttgggttaatg 23940
tagctcctgg agatcagtgg ttagtataat actcttagtt gagcaggggt aaaaaaatt 24000
acatttgttt aagttgcaga tactactcta ctgtacagca aagaatgtta aaatgtttta 24060
attcagtata tgaagacaa aatataaaaa caggttttct tccactctca ctagcaagca 24120
aagtggtctg tatttttgaa atatatTTTT tgtttaatca taacaaaata taatacaaat 24180
gttattaaaa gcctatttt atggatgaag acagtgatat ttagagatat taattagctt 24240
ttccaagatc atacatttat ccagtagtaa aagcaagttt tcacaagctg atctatttta 24300
ttccagctct tatttggaaat cactaaaact acattccctt tagcaaaact atcgtttaca 24360

```

-continued

---

```

tttctagggg ttcaagagtt caatgctaaa cttgggagat ctattcttaa attctctcaa 24420
agtgcaacac attttctca ggatgatcat aaagtcacat gatgtgtgtt aagcaatata 24480
tatagtcata tactcttgat caaaaaagat ttccagggta cacagaagag agatttatgg 24540
ctgagaaaaa ggcagattgc ttctaagaaa ggcttcaaat atattctctt ctgacaggct 24600
acaggagagc cagctagatg aaccattaca gtgtgtacaa aatgctcagc agaataattt 24660
ctcagtactg gtagggaaga gcaataggag taacacaaga gaaggaaagt tggctctgcag 24720
agtctgcctt agtatccgta ggggtgatga ggttgcttgg gctaagaatt ctttcacatg 24780
tctccctggg acaattcact cagaattact tctgtgtttt ctaggctatc taggcaacca 24840
tcaccaatta gcaaacacag acaaaataga acaccttgtt tggacctgct tgtcaaaaat 24900
caaatgatca taatttataa ttccaggaag acttgccatc aatgaaactt atgacaaatg 24960
acccaaatga ttctcacaaa gtagagcttg ttgtaacttt tagcatgaga agtatgaacc 25020
ccattatcat tttttaaaca ttttgagtta aatggaccgt tttgcaaagt ccatgttcta 25080
tctttataga cagctcaaaa atagctcagc atctagtttg taggttggct ccatttaagg 25140
agcttgaagt caggcaaggt gctcattact attcatccag atctgttctt tggacacctc 25200
agctgttttt cttttctacg gccagggagg agagtcatgt gcatagtcca agaattgtca 25260
tctccatgtc tctgaacagt tggccataga attggagcta ggtgttcttt gtgccattgg 25320
ctttcctctc tggcatgctt cccgggtggg tggagccagc cagtgcctga tccagcttca 25380
cagaccagct aatgaaattt ggagggcaga gtaggtaact aggtacacaa gaattgtaa 25440
gcaatgcca tctggacagt tgatcacaac tataacttct caataatgta acaggaatat 25500
aaactgttag acttctata ccattgcaat ataaagaaga taattgaagg cctgaagat 25560
agctcatgaa atgcaaggaa gaattggaca actaagcaac aggaagagca gagaaacagt 25620
gagactttgg gagtcacaag atctgggtgc ttaaattctg ccaggacttt cttgccatct 25680
tcatttttgc tctctttct cggtcagttc tcttctgtct ttccctacag accagctttt 25740
ttccacatgg atatgaaacg tttccaagtt ttatctcta ggggttttgc cactgaagga 25800
ggactagcct gatattttcc cagactcata tcctaaggaa gatgaatcat tagatccaag 25860
taatttctgt caactggaga agacttgcag accctaccta atgggttaag ctggatatgc 25920
atctgtggga gggagatatg ttttgtgggt ataatacaca tgcaagcaa ccttaatat 25980
gtacaagata cgcttctgaa aatttacttg cagtttgaaa atctggaagc caaacagtag 26040
accaactgtt gtgagtgtta gaatttagtg taatggcact ttctgtgacc caggcaactc 26100
tgcataggca gaaagattct tgaagcccc acccaggttg gaaaggtct gtgtcagagg 26160
tcatgagtgg gactcttcag gcacctgttt ccccatccca aggtctgcac atggactgga 26220
acaaaagtth tggcagctgc aatttttaa tcttttccca aggtatcta gggatttaa 26280
gcagtaggga atgtactccc ccaacttccc ttgttttctt tttcactgca gcaagaggca 26340
agtatagccc tcagcctgc ttgtaccctc acaggagact catgtacagg tcccgggctc 26400
tggctgcagg acagtgtgag gctgctgaca gggcgagaga atggcgagaa caatggaaca 26460
ggactgaggg agaaggaaga ggaatcgtcc ccagaactac tacttgggac ggtggtccca 26520
gggagcaaaa aacaccctcg gagecccttc aaggggcctt ttggcagagc ggtactaccg 26580
ctagacactg ccatggctgc aggtaggact gattaaagaa tttctgattt cttctgagga 26640
cagggtaaag ctctgaattg ttttagaga ctgcattcag atctatattt cggaacctac 26700
actctggttg cactgtgaac ggtaacgtcc agggagcagg actggaggga aggagaccat 26760

```

-continued

---

tacgtggctg ttgctcctgc ccaagcaggg aacaatgatg gcggaacgcc tgtactggca 26820  
 gagaggagag agaggagga tttggcgaac ttttgaggt attggtagga cttggttaata 26880  
 tattgaatgt ggagagcaaa tgggcaggg gtcagtgaca aagcctaggt gtttgcttt 26940  
 gatgactggc tatgcctgtg ccggttgtgt acagaatcca gaggtttagc gtttccatgt 27000  
 gcagcgtcgg tctcattcc gcggcagcct ggtgtggagt tgagatgtgc cccctccact 27060  
 ccatgttcac gtttctttag ccagagcaaa gcatgcctgg acaacctagg tttctttctt 27120  
 tctttctttc ttttctctag agagagaggg tctccgctct gtcacctaga agaagtgcag 27180  
 tgtcgtgatc atagctcact gcagccttga actcctggcc tcaagtgatc agaggattag 27240  
 gtgtacttct ctacaaactc ctcaaacctc cttcagcatc tcattcctta agggacctta 27300  
 cagtctctcc cacctggacg gcgccatggt gcctcattcc atttctgaga attgtcttaa 27360  
 aactttatat agaaacttgc tattatgtat ttaaatgaga agaaatgttg aatttgtaat 27420  
 tctaattttc taagacaaga gttttagct cgcttctagc agagttaaag aaaaagatat 27480  
 gatgaatggt ctatatattg aaaactgcag aagaaataat ctaatatgga atgggtgagg 27540  
 ttgctacagg tggtgcaaaa ataattgcgg tttttgctgt tactttcagt ggcaaaaacc 27600  
 gcaattgttt ttgcacaaac ctaataatac tgtttgaaat tcataatttc tgggtgaaca 27660  
 gtcttgagat agagcgggaa ctagattatt ggctcataaa acagcatgca gttactgtta 27720  
 ttccttaate ttatatcttt attatgaggt aatgcttctc ttacttgatt tggagaatgt 27780  
 tctcatcttt ttctcatata tttgtgaaaa ctaaagtta aaggaattaa cataacaacc 27840  
 attgctaaat tatgatgtaa aataaactg tgtctgcaat tagcctaggt agttttactt 27900  
 ggttcaataa tataaaatca ctaggctcat aatattttag taccttagtg tgattggcca 27960  
 agaaaaaaat tcacgttacc ataaaaagtc aaaccaagta acaattaatc taaatttcaa 28020  
 ggaaatataa agcaaaagtat tatgttgtaa catggaacat taatgtaaat aactcccaa 28080  
 cagttcatga aatagattct gaactggcag ttgacaaaga aaggctagtt ttggcttaat 28140  
 tctcttatgc tccaatatct ttctgaagt cttatttaat ttcacttgcg ttagcaacag 28200  
 tactctgaga tgggtgtgca tctgaaaaat tatcacttct ttcttgacaa tcagtatctt 28260  
 taatttaatt cttacatatg ctttctggaa atattacatt catacttga tgacgtctta 28320  
 aaaataattt caatgtaata attatacatg tgtggtgagt aaattgtgtt ccgtaaaaga 28380  
 tacttttaaa tcctaagtgc tgtatttggg aatgtgacct catttgaaa cagggtcttt 28440  
 gcaggtatga tcaagttaaa atgagatttt actggattag gatgggtcct aatacaatga 28500  
 ctgttgact taagagaaa atttgtacag agacatacac acacacaaaa gaatgccatg 28560  
 taacgttagg cacggagaac atcatgtgac aatgaaggca gagattggag tgatgcatct 28620  
 atgagccaag gatggccagc aacccccaga agctggggag agacaaaagga tgettcccta 28680  
 ggatctccag agcaagcata aatctgccag caccttgatt taggacttct ttcctccaga 28740  
 actgtgagaa tagatttcag ttctaagcca cccagtttgt ggtactttgt tataggagtc 28800  
 ctaggaaact aatgcaacat gctatgttgt aaataaacag tagttctaat tggataaat 28860  
 aataatttta agtatatttt attattaggt cagggtgagta ggaaattgcc tggtagacta 28920  
 attatcaatg ttgtattttc tgaaaagtta aaatattccc attcagtaaa taatacttgt 28980  
 ctaaaagtth ctatctgtat tgtcctaaaa caaagcaaaa attaaatgg agtcagttat 29040  
 gtacctgaaa aatgtgaaaa aggaaagaaa aatcttttag gaaagatttt tcctaaaatg 29100  
 gctatacatt tgagaaagaa ttttaaaact taatcatct ggctgtttat tccatttttt 29160

-continued

---

```

gttttacatt atcagatata ttatgtatga tttcatacat tatgtatggt acattcaatc 29220
aatatttatt aaatacctaa aatttgctag gccttgagct aggtattgta gataggtaaa 29280
taagacaaac attcccttcc cctaaagaga ttattttggc atgaaattta atctgtagaa 29340
gaagtgaag aggccatttg cagagtctac catgaaaatt cttttcact atctgctgta 29400
gttttacctg atcctgtgaa accattttag catcatttgg ttttactttg tgccttctgta 29460
ttatattgga gaaaataaaa tttacttatt gcacagacaa cataaaatta attaaagtat 29520
gtgaaaccaa aaatgtaatt gtttatcaaa ttttttttag tgtttcccat tcatcagtat 29580
ccaaatacat tcttagttgt gcatccatgt tagcataact aaaatgtggg gttcttattt 29640
tttcatctaa ttcacaatca acaatgttca cttttccact tttttttttt gagacagagt 29700
ctcactctgt cacaccagg ctggagtgca gtggcatgat cttggcacac tgcaacctcc 29760
gcctcctggg ttcaagcgt tctcctgct cagcctcctg agtaattggg attacaggcg 29820
cccgccacca tgcccggcta attttttga ttttagtaga gacagggttt caccatgttg 29880
gtcaggctgg tctcgaactc ctgacctcag gtgatccgcc cacctcggcc tcccaaagtg 29940
ctgggattac aggcataaac caccacgct ggcccctcat ctttttata att 29993

```

&lt;210&gt; SEQ ID NO 2

&lt;211&gt; LENGTH: 29993

&lt;212&gt; TYPE: DNA

&lt;213&gt; ORGANISM: Artificial Sequence

&lt;220&gt; FEATURE:

&lt;223&gt; OTHER INFORMATION: chemically treated genomic DNA (Homo sapiens)

&lt;400&gt; SEQUENCE: 2

```

ttggtttttt ttttaagggt gtttttaaat gaaattaaaa taaaaattat gttttggatt 60
atgagttttt agagcgtttt gtttaatttg atttatataa aatttaatgt taagatagtg 120
ttatgtacgt ttgaaaaata aataaatagt aaatggtaat tgtagaggta ttttatttta 180
gaggagtggg ttaagggaat tgtaataag tgaattttat atttttattg atttatttta 240
taaagtttta tattttttat ttttttatt tttttaaaat atattttttt ttagattgag 300
ttgaatatgt ataaatatatt tgagagttag atttatgtta ttaggggttt attggtggtt 360
ttgaattatt ttaagaattt ggtagtaggt ttttgatttt aatttttttt atgtgttttt 420
ttaggttttt tgcgtttttt ttattgtttt attttttttt ttttttttat tgtttgtatt 480
gtattgtatt attgggttaa tagatgttag ggaagggtaa tgagtaatcg gtataatatt 540
ttaggaaaag gatttgtttt ttaattgtgt atttatgaat tgtttgtatt ttattataaa 600
taagatagta agtaaaataa taaataatat atgaatttta aaaagacgtt ttaattttag 660
agattttaag tatattttag ataagaaaag taataattaa ataagtatag aatttaaaaa 720
gtaatatttt aaagtaaatt ggatataata ttttgtttct gttatgaaaa ggggagggtt 780
gaaaaatatt tttggtgagt ttgagggata tatggaatgt aattttttta attaatggtt 840
tttaaattgt atgtgagata attttaggtg gtatatgaga aataattttt atttttataa 900
tataggtttt tttgtaagat tattttttat ttatggcggg ttttattagt tttttattta 960
tggtgattat aaaaaatggt ttttattaga taaatttatt taataaaaaat agattattta 1020
aagatatata ttaagttaat aatataggcg atatggttat aattataaaa gtgatattta 1080
atgtaaatgt tggaaataag gttttattta agtaataaat atatttttgt ttttataatt 1140
ttaaaatttt gttttttatg ttaaatttat tttaaatgtg tattgaaaat tgacgtttta 1200
tttgatattt agtgggtgtt atgttaatat atgtatattt aagataatta ttagaaggta 1260

```

-continued

---

gtaatatgaa gttaaataat taatatatta ttttgattt taaaaataat tttgtatat	1320
gtatTTTTat ttagatgtat aaaaaattat gtaggagtaa agtgattttg aaagtaaggt	1380
tagtgaatt gaaaaatttg attttagaag ggtataaaga aatatgttaa gaaaatttat	1440
tttatattta tghtaataat atgttaaagt atgaattttt atttattta aattatata	1500
ttttattttt tattttagg tgaaattagt atataatgtt ttatgttaa atgaaattta	1560
aaatgttgtt gtttttgag gatagtatta aatttattat tgtatttaaat ttttatatga	1620
tatttgttat agttatagaa tatttttaga tattatgatt tataaaatat ttaaattgta	1680
tatttggttt gtaatatatt atatatTTaa aagaattatt attttttga atattatTaa	1740
tattaataat agtattatag tgattaagag tggattTaaa taaaggttg tttgaaattt	1800
aggtttgTta tttattagta agttttTaaa aattttgag ttttagtttt tttatatgtg	1860
aaatggagaa aataaatttg taaaattaat taaatttgtt tatttatatt tttttttTta	1920
gtgtatatta attggtattt ttcgttaggt tagaatgtgt ttttaattat gttTtaaatt	1980
cgttttTgtt taattttatt gttagaattt tttttatttt gagaattaga aaaggaaata	2040
ttatgtttgg taatgtttat atttttTaaa ataaatttTg aggaaagaat atttagtaag	2100
tgatgagagt agtaacgatt gtttttatta tttTaaattt ataataattat tttttttaga	2160
gtttttTaa gattttagat aattttttat ttattaaaa ataaattgta attataagta	2220
tttaggttg atattgtttt tgaattagat agtgtttata ttatgttat aagattaatt	2280
Taaagtagag gatgaaattt tttttttgaa ttttttttag aacgtaattt agtgaatata	2340
ttaaaattaa attttttttg aatgggagta atttttacgg attaattgtt aatttttttag	2400
attatattta aggtaattga gaggttTgtt tattataggt tttgtgatta gagattattg	2460
gatttgtttt tggaaaagt atttatgatt ttttgggtt tggttttttt attttttata	2520
tcggtTtaat aatgattatc gtagagttgt tatggaagt aaatgaattt atgtattata	2580
agtgattaat ataattgatt atatttagtg atttattaat aaattaaaa atttattatt	2640
aatatgatag agaaggtgtc gttaaaatag ataataggt tttggaagag gtgattaaat	2700
ggatgTaaaa tttatgattt gtttatttcg tttatttttg ttgtgttttt tggttgtggt	2760
atatatacgt gtgggtataa aatcgtaaat tttatgtag cgcgtagtgt atgcgtagaa	2820
ggtttagata cgaatgtta ttttagtaat gtgttttagag aagttttgac gtcgttttgg	2880
aagtaagtgc ttgtgtttt atttttgggc gtttgggac gatgtttata tttgatTTa	2940
gtagtattgg aaggggtTta ggtttttcgt agtatagttt attttttagat cgtttagttt	3000
tttataatat atatttttac ggaagggtt attttttttc gttagaaaa gcgttttagt	3060
ttggtttggg ttggtttTta ttttacgtt ttgtaagtag gcgaagtttt tttgttttt	3120
ttttttggg taagtggaaa ggagttcggg aggggttcg tagtggtttg tataggggaa	3180
ttgggtagc agagagtttt aggtaatttc ggggttTgt ttatagaagt agtggggat	3240
cgatagTgtt ttttcggtt agggaggaga gcgcggtcgc gggttttttt ttttagttt	3300
gaggtttagc tcgttcgagt cggttcgggt gggggcggg tgggggcggc gcggagggt	3360
cggagattac gcgcgcgTta ttcgggatat ttagggttc gaggttttgg gcggtttTta	3420
cgcgagatc taaattatga taataggtag ttattcaggg tTaaataaaa acggagtggg	3480
tttttcgcgc gtcgctgtt ttcgcgtttt tggcgtttt tttcaggtt ttcggcgtt	3540
ttacagttc gtagtagtcg gtggcgaagt cgttttcgtt ttattttttt gcgtaagtgc	3600
gaggttgcg gtagcgcggc gtacgtttc gtcgttttcg gttttcgcgt aaaattttt	3660

-continued

---

ttttgtttac	gtgaagttgt	cggtgtttta	gagaggggga	aagagttgcg	ggaaaagtcg	3720
gggagtgcg	attgcggcgg	ttgggcgcgt	ttttttat	tttttttt	tttttttt	3780
tttgcgtag	ttcggagttt	tggtttttt	tttttttt	ttttttcgg	agtcggtttt	3840
tttttcggt	tcgtttttt	ttcgtttgtg	tacgttattt	gttgtgggt	ggtcgaagg	3900
gatgtttgt	ttttattaga	ggtatagcgc	gaaggggaaa	tttcgatatt	ggaaggaacg	3960
agaataaata	tttaattacg	gacgtattga	atcgcgggtg	ggatagatat	ttcgggaatt	4020
cgagggcggat	cgggcgacga	ggtgagtgat	tttttttt	aattttcgtt	ttagggtttt	4080
cgggggagtt	tgagttgaga	gaatttttaa	atttttcggg	aaagtgcgcg	aggtttcgtc	4140
ggggacgtcg	agcgttgggt	attgaggacg	cgtagttgga	cggcgctgg	gcgtttgcgt	4200
tttcgggggg	cgtttgagg	tcgggtgttt	tacgtttgag	ggttcgggtc	gttcggatcg	4260
tagcgggtgt	ttttgtttta	gaagacgttt	ttaagtttta	agggtttttt	tcgagttgt	4320
ttgtttttt	cggggtcggc	gcggagtttg	cgcgtaacgg	agtattttta	gtagtttagc	4380
gcgcggtttt	tatttgtatt	tcgtttttat	ttggtagagg	cgcgagatc	gggtttttt	4440
ttatattttt	tttatgacgt	gtattatttt	ttgatgattt	tttagatggt	ttaggcgcga	4500
ggatgttgat	ttagagtttt	tcggagggtt	ataggcgttt	gggttttttc	ggtgtcgggt	4560
gcgtgtgat	tttaagggtt	cgcgttttaa	tttttaggta	ttgatcgggt	tttttaattg	4620
cggcgatttt	attttaatag	tttttatgtg	gcgtggattg	aatgtttttt	gtagtttgtt	4680
agggtcgggt	aaattagagg	cgttttgtta	gagtagtcgc	gtttattggt	tcgagtagcg	4740
ggtgttatgg	aaggtttata	atttttttaa	aggaagggat	ttggttgggt	agagtaggtt	4800
ttttttttt	tttaagtttg	ttgggtttgg	ggaggtagtg	gaatttga	tggttcggat	4860
ttttagcgtg	gtgaagcag	gtttggaagt	agacgtgtgt	gtgtttgttt	tattttgcgt	4920
cgtatagtaa	ttcgaatttt	cgtttggtag	tatttgaaag	agtttttttt	ttttgtttgc	4980
gagattttga	atagttcggg	gcgattaggg	aatttgcgga	tcgagttcgg	tggtagagtt	5040
ggggcgaaag	tagagagcgt	aatttaattt	ttgttatttt	ttttttgttt	gggaggatag	5100
tgtttttttt	tattattatt	ttttttttt	ttttttatga	agataacgga	tttgcgtttg	5160
gggtgagagt	gtgtgcggga	gagtggtgtg	gagattgttt	ttttttatcg	cgtttttttc	5220
gttttttttc	gttatttcga	gcgggtttag	agagttattt	atgaatttta	atttgagggt	5280
aggggaggaa	ggtgtaggtt	ttttgtttt	ttttgttaag	gtgtagaata	gcgttcgggc	5340
gtgtgttttg	gttttagagt	agttttacgt	ggagtaattt	cgtgtgtgtg	tgtgtgtgtg	5400
tgtgtgtgtg	ttgtgtattt	gatttgtgag	gaggtaatag	gattttggtg	tttaaattta	5460
gtgggtcgtt	ggttattagt	ttgtttttt	ggttgttatt	atagatattt	ttaaaatttg	5520
atatttaaga	gaattaatag	gttaggtttt	atattaaggg	tttatattta	atagtttttt	5580
ttttttttta	ttttttttgg	tttggatttt	tgggattaac	gtaattgttg	gagcgaata	5640
tatttttttg	aatatggtat	tttgtttttt	tttttatttg	tggttatttt	gtgaattttc	5700
gggtgtttgt	tagtttttagt	gcgggttttt	gcgggattta	gggtggagtt	ttaggagcgt	5760
tttaataatcg	cggttttttt	attagtagtt	tttgaagttt	tatttatacg	taggtgattg	5820
ataggattga	aagttgacga	tggttttttt	gtttgttgcg	ttgtttttgt	ttttaaatt	5880
ttagggaagg	gattgtattt	gaattttttt	ttcgggtacg	gtttggtttt	aagtagaatt	5940
agtgtttttt	ttttttttt	tgttttttaa	aatattattg	gtaagtttaa	attgaagaa	6000
ttaaaaatta	gagggggtgg	ggagagaatt	tttttaaaaa	atatttgata	cgtgatacgg	6060

-continued

---

agcgttttag gagattgtat ttaaagatat ttgtgtattt ttaaaaataa tattatttta	6120
agaaataaaa agtagtagta ataagagata gattgttttg tgtggagtaa gattgttaga	6180
atltgatttt tatggtaata ataatcgaaag tagatataat tataattata tttattgtta	6240
taaatcgtaa aaatagtttg ttttatttga ttaaaagttg taagtatttt aaagttaa	6300
tcgtatttag gaatgattgt ataagaatgt taaaattttt gatagttata gttttgaaag	6360
taataataat agatttgttg aaaatgtttt ttttttttga ttattagtga tatgtatttg	6420
ttttttataa taagtaaagg tttataatta ataatgtttt taaaagtttg ttttttttg	6480
taaatttttt gaaaatagta tgttttaata tttaaagatt attgtaatta tcggttgggt	6540
tataattata attaaaataa gatttattta gttgtttttt ttttattagt atttgttgaa	6600
tatttgaat tgaatttttt attttataaa taaaacgttt tatatatatg tatgtattta	6660
taattaatat tttttttaag tagtaggttt aagtttataa attttataaa ttttaagatt	6720
tgtataaaaa ggagtgattg tataaaaagg aataataatt attaattgtt aagaaaaata	6780
gatgttgaat tttagaggtt ttttagaagt tggagaaaaa aattgtatag aagtttttt	6840
tttgacgggt gattggtaga tgagtatttt gttattttgt tataatttat ttttttttt	6900
taataagggt ttttgggta aaaaaaaaa aggaaaaata agtattttat ttttaagagt	6960
ttttttttta tttatgtttt attttgggtt gtaataaat tttatatagt tacgggaaat	7020
agagtattta attttatgtt tttagttttt gttgtaagtt ttaaatgatt gatgtcgtgt	7080
ttaaaaatat attttatgg tttgatattt ttttttaata ttttatgtat tggaattaga	7140
tttttttaga tttttagaaa gatagaatga tagaaagacg atgattattg ttataaaaag	7200
ttagaatgtt aggaagtta tattttaatt tttaaataat taaatttatt ttgttttata	7260
aaaatttata gtttttatat agattttaag aagaggggtg ataatttttt ttattattta	7320
gttaagtgtt aagtaattta agaatgtaag tatgtattat gtttttttat tattattttt	7380
ttttgttagg taaatgtaag aatattggat attttgtaaa aataggtttt tttttataag	7440
gagtttattt attatagttt tgtattgtag ttgttgatta tttttatgg agttgttaa	7500
gtatttataa tttaaaatta ggtattgttt ggttgtaaat attttagatt atttatttaa	7560
gaaataaata gaaaagtgtg ttattaaaag taggagacgt tttgaatttt tttattgaa	7620
agttgaataa atttttatta aaatattttt tttttttttt agtgagaata taattttgat	7680
agtttttttt tttaaatgga tattattttt ataatgtatta aatgttaaat ttttataacg	7740
tgtttttttg tagagtattt taaatattt atatttagaa ataatgttg gggattttat	7800
tataatgggt attagtgtaa gaaatattt attaggggaa tgggggtgta ttgtagtga	7860
ttgttttttt ttatgaattt tttttgttaa attaagaaat gatatgtgt tttaggtatt	7920
tgttttggag atgggtgaga tgtaatatgt gtaatgtgt attttatagt tagatgtgt	7980
ttaatgaagg ggatattgta tagttattaa attatttttg gagttaaatt tggcgttatt	8040
tagtttgaat ttaagtggaa gaaaatgaat aagagtata ttttataaag aagtataagt	8100
aattttgatt gtttttaaga ggtttgaaga ttttgtaaat attattgtta tttaatattg	8160
tttggtagt tgtatattaa tatatgtttt ggtgatattt tttttacgt ttgaaatttg	8220
ttatttttag tgttttttta tttatttttt tattagtaaa gagatattga aaatgaatat	8280
tattattttt atttttttta ttttttttat attttttagaa aaagagatga aattgattaa	8340
tttaaatag aaattatttt gtgtatttaa aattatattt ataatgtgat ttgagatagt	8400
tttagagagt gtatttttga gttttattgt aatttttttt gttattgaaa ggtgttaatt	8460

-continued

---

gattttaggg tattgatata atagtatagt ttgatatttg aaatttttta gagttgggtt	8520
ggtttttttt ttattttgag atttttagtg atggatgatg aagaaagata ttattttaaa	8580
atattagaaa tttttatttt tttttaatat gaaatgtttt aatatagtat gtttatattt	8640
ttaaaagttt tatttatata tagtaagtaa atttatttta acgtattttt ggatagtagg	8700
agaaagattt atagtttta tcgtgtaga attttttagt tttttttttt ttgtataggt	8760
agtttattta ggttataatt tttaggtaaa gtttgatttt tattattata tgaatatttt	8820
taaagtgaag ttgcgttaaa ttaagtggga atagtttttg tattattaag gtatatatta	8880
atgtagatgt taaatagag agtatatttt tttagatata tttatatttt aaagtgtatt	8940
tttaataaaa agtgggtatt gtagttttta gataattata atttgggtgt tattattatt	9000
ataatattaa ttattattat tattataata ttatagttag tatttattta ggaatttcgt	9060
gtaaaatatt gttttaagta tttatatgga ttagttaatt ttaatttttt taattatgtc	9120
gtaaattagg tatttttggt atttttattt tatagataag gaagttgaga tttagttatg	9180
tagtatagtg gagttaggat ttttaatttt tagtatgagg ttagtatttt tatttttaag	9240
cgtgtgttg gtttttggtt ttattagtta tatattatta ttttaggtg gtatttgaat	9300
attttgttt aataatattt atattttatg taaggataat tagatattag aaaaattgt	9360
taaaatttgt attaaatttg taattttatg ggtaatttg tttgagataa gattaataaa	9420
agtattgaag ttaaagaaaa aaaattaagt atttgaagaa acgtattaag taatagtga	9480
taagaatag gtttaataaa ttatagttat gaaggttggga tagtaaatga ttgaatttg	9540
agaaatgtg tattttgtaa tggtttttaa ttattaagaa tttatgatta gattttttta	9600
atatttaatt aatagtggga atttttttt gttttttaag ttttattaa attggttaaa	9660
tgttattaat tttgtatttt tttgttttt gtttttggtt gttttaatgt tggtttgaa	9720
ttttaaattt gtatattat gttgaattaa ttaataaggt ttgaagagtt aaagagtga	9780
tgatggattt ttggaggtag gtttaattaa taatggagtt gtttatattt tggaaatata	9840
tttaatttat ttggttatcg tatgtgtaag gttttttgta ggtaaatatt tttggtgta	9900
ataattggtt ttataatttt atagtatattt ttattgaaag tagtgggttt tattttttta	9960
tttatttata tatttagtta cggatttttt tttttaaatg gaaattgatg atagtttag	10020
tagagaaatg tgttattggt ttaggtgaag taggatgtag gtatgttgag aatgatttat	10080
taatagtatt tttttacggt ggtcgtcgtt ttggagttt ttttaagtg ttttaaatgt	10140
atggaaattg ttgtaaaaa atttaagttt ttgataaaa ggggttaatt tagagtattt	10200
gttttaatat gtttatgttg tattattaaa aaatagattg ttagatacgg taaaatattt	10260
tttagtgta tatattagta gaaaggtgtg ttattttttt tttttataat ttgagtattc	10320
gtattaatta gtttttaaat tcgatttagt attgagaaaa ttaaaattga ttaaaatgtt	10380
ttttgtgtgt agttataggt ttgaaatgagg tataaaggat ttgtatttgt aaaggttgat	10440
tttattaatt agaattttt tttttttta aagattgtaa gaagaaatat tagtagtgg	10500
ttaattgat atgatttag atttttacgt aaattattgt tattattttt gttatttttt	10560
ttttttttt ttttaaatg aaagggatat ttttttgtaa agattataat taaattataa	10620
aaatttatat ttatgtgta ttaagtttaa tttattttat aaaagtaata gtatagagtt	10680
tgaattttta tttttaatta agtaggtgta ttatatatcg ggaggtttaa ttatgtataa	10740
ggttatatat ataatttata gatttttgta tatatttaac ggagtgattt atttattata	10800
ttttattttt gattttgaat tttttaatgt taaaagattt gaaaagaatc gaatgttttg	10860

-continued

---

ataaagagat tgaatatttt taatttaag ttttttagtat gttgaaagtg atgatgattt 10920  
 gggggaatta gtagattttt atattattta attttttttt tttatatttg aatgtaaag 10980  
 tatatttatg tgcggttatg atttaagtta tttttgtaa atttaagac gttgtaggtg 11040  
 aattataatt agattttttt ttgtaggttt tttagtaatt taaaataag ttttttagtag 11100  
 gtaatttaag tatgtaaatt ttaataaatt tgtaagaac ggtaatttta ttgttttatt 11160  
 ttgttttttt tttgttttg ttgtttttgt attaattta gttgataaga tgatggtatt 11220  
 gttatttttt ttagttgatt tatgaagaat ttaatttag gtttagtttt ttttttaat 11280  
 tgttgatttt agtttttaaa ggtttcgttt atgaaaatgg ttagtaagtg tgtgggtatt 11340  
 tggtaaagt ttgttaaag tttttttttt attagtgttg ttgaagattt gtaaaatag 11400  
 agtgggatgg atagattttt tttttatttt gtatggtttt gaagattttg gaggttttat 11460  
 tgtattttta tatttttata tattattttt aggaatattt agagagagaa ttattgtaat 11520  
 taaggttata ggttaatttt ttaggtattt aaattagttt taggtggata attgttttat 11580  
 atatatttgt tctatttaag gttgttataa taaatatagt tataatattt tgatgttttt 11640  
 tttgggggtt tattttggat tgtgttgaag ttgtttttaa tttttttta cgtttttaag 11700  
 atatttaatt atattgttt atgattttta tgaggttttt tttggattta aaatttttta 11760  
 aaaaatttgt ttgtgttta taggtaaat tttaaaattt tttgtaggga agataatttt 11820  
 ttatattgag aattttgttt aggtgttttt tttatttttt tttttttat ttataataat 11880  
 tttttttttt agttgtatgg aaaattgtag tttttaaata tttttggat atttttattt 11940  
 ttttttttg tgcgtggaat gttttttttt tggaaaatat cgtttttttt tttttgtaa 12000  
 tttttttttt attgtttttt taatatttaa ggtgtaaaat gtttagtttt ttgataagtt 12060  
 tttttgattt ttagagtttg agttgaacgt tttttttttg ttatttttaa agtatttagt 12120  
 ttttataatt aatatagttt ttgttatatt gaaatgtaat agattatatt agtttaaatt 12180  
 ttgttttaag ttgagaattt attggaagga ttagttgtat ttgtattttt tgtatcgtta 12240  
 atgtatagtg tattgttga tataatagtt gtaggtagtt gttatatttt tattgaatga 12300  
 atgagtagag gtagttggaa tgagagtaga gattgtgata ttgaatattt tttttttgag 12360  
 attggaata gtgagaaggg tagtgattat tataagggtg gattatttta ataataattt 12420  
 tagggagtt ttgtataaat ttagtagaat ttagttgtg aatttaggtt taggttatat 12480  
 gtatgatac gtgaatgtag aaatgtgttt attttttatt attggaagt tagtgatttg 12540  
 gtggataagt taaggatttt gaaaattttt ggagatacgg taattttata gtattgaaa 12600  
 tttgagagat ttagttttta tagtatagtg agtaagtaga aagaatatgg gggttgggag 12660  
 cgggtgttta tatttgtaat tttagtattt tgggaggtcg aggcggatgg attatttgaa 12720  
 gttaggagtt cgagattagt ttgattaaaa tggtaaaatt tctgttttat taaaaatata 12780  
 aaaattagtt gggcgtggtg gtggcggttt gtaatttttag ttattcggga ggttaggta 12840  
 ggagaattat ttgaatttag aaggtagagg ttgtagtgag ttgagattgt attattgat 12900  
 tttagtttg ataataagat gagattttat tttaaaata aataaataa taaaaggaa 12960  
 gaagaatag gagttaggta tttgggttta gattttagtt ttaatttga tgagtttga 13020  
 atattaaata tattattgaa atagattttg ttttagtttt ttatgtgtaa tagaatatgt 13080  
 tttatgggtt tttgatgaga atttaatgag taaatatatg taaatatatt tagagtagtg 13140  
 tttgatatga gtattagttg ttattattat gattgggtat tttttattag attattttta 13200  
 aatgttttag agatatttag agttgaaggt tttttttggg ggttatgga ttggtgatta 13260

-continued

---

taaatggagt gtttagtagt ttaagtataa attagatatt gtgggttatt ttggtaaatt	13320
tgaggttgta tttggagttt taagagaaga tattataggt gtttaatagt tggatttgg	13380
tatttacggt gtgtagtaat atttttttta gtaaatattt tegtatatag taatttagat	13440
tgttttagag ttttaatttg tgtgggtttt taattathtt aagtaattat aagtacgttg	13500
tataatggta gtattttata gttaatathtt aagttttttt agttgttttt tttttagtcg	13560
taaggtatta attatgagaa tttgtataat ttttaatagt tagtgggttt gatgaattta	13620
atgtaaattt tttaaaaggt agttttatat attgttatga tttttathtt tagagagata	13680
gtaggaggta attagtathtt ttatttatag aatttattat ttggatttag atataatgg	13740
tatgtggtag gatggggttg aaggaaaaag gaaagttaaa atattaattg ttaaggtttt	13800
atttttatag tttgtttgga attgttatta ggtgtatttg tatagtttta aaaatgataa	13860
cgttgathtt gaatttttta gtatatttaa ataagagttt ttttaagttt ggttattgat	13920
atttggggt ggataattta tttaggggat attgttttgt gtttggtagg atgttttagt	13980
gtatcgttg atgttaggga tttttttttt tttgtaatg atggtgtttt tagatattgt	14040
taggtgattt ttgggagtaa aattgttttt ttttgagaat ttataattta agtagatttt	14100
aatattathtt gatatagtta aaaaattttt agggttttgt ataagaggat tgttttattt	14160
ttagttaagt gtggagaatt ttaaatathtt ttttttaagt ttaaatatga agttaaataa	14220
tttttattag tttgtgttga tagattaatt ttgtatagag gggatttata gatacgtttt	14280
atatagattg attattttta gtatattttt tttttttgga aataatatat gagtgggagt	14340
aatagaatat ttgagagaga gtatgtagga agtaaatatt tatttgaatt atttatgtgt	14400
tttttttttc ggttatttgt tagtagatag tttggattta tttttaaata atgattattg	14460
tttttttatt tttgtgggta aatatttagt aataagaaat ttttatttta tttagtttgt	14520
agtgttagaa aaggtaaagt tattgataat tataattggt gaagattaaa atatttagtg	14580
agttaaatta tttgtttgta atgagaaatt tttaaaagaa ttatgtgtag tttttagttg	14640
taattataag ttaagattt tgagttaata atatttgtat agttagaaga aagtaaaaat	14700
aaatatatta tatgtaaaaa tttttttttg tgaattttta gatttaaatt ttttaagttt	14760
tattttatgg gttttagtgt gattaatata ttttatttat gaaatgatat ataattgatg	14820
taagtaaaatt tgattgtgtt ttgggtatta tttttatata atttaagtat atagaaata	14880
tattttaaaa attatttgaa taaaatggga ataataatgt ttatataaag tgagagagga	14940
taattttttt tatatgagtt ttgggtgaa ttttaaaatt attttgaat atgaaatatt	15000
aatattataa atatatgatt agattaathtt ttttaagagt tttaaatagt agataathtt	15060
tattttatta gaaattgtaa agatatttga aattttatat ttatgtattg ttttaatttag	15120
tggttgattt ttaattgtat taggtagata attatggaag tagttagatt aatttggaga	15180
ttttatatta tttattaatt gatgtttaag taggtagggt agaggathtt gaaaatatat	15240
atatatatat atatatatat atatatatat atatatatat atttathtt tttttttat	15300
ttttttgat ttgtgtttta attttgaat gtgtgttttag gtggtaaagg gttgtaata	15360
tagtatattg tgtttgatta aaatattttt ttgtttttta ggtggagaag gattttgtat	15420
agttttttgt tagtagagag ataaagtggg tgttgggtaa tttaatgata ggtggaggtc	15480
gttttcgggg agtgttgagg agaatttgag ataggggttt aaattataga tagtggagga	15540
gagttttgtt ttatttatgg ataggaagtt taaagaaggt atagcgaatt ataggtttat	15600
ttaggtathtt tatgttagat attgaacggg aagtttagta gtttttttagt tattggagaa	15660

-continued

---

cggttaaaaa tttagaggtt ttattttttt aaatgagtat tttttggggtt tataaattaa 15720  
ggaattttat agagtattta agttatata tttttttttt aggttgattt tttgtatagt 15780  
gggttttaaat gtggaagat ttatttatga atattttatt ttttataatg tctgttagtta 15840  
tttttttttt tttttttggg atatttttat tattttttatt ttttatgggtt ttaattttttt 15900  
taattttatt gtttagtggt tttttgttgt ttatttggat aaaataataa taataataat 15960  
aattttatta ttttttaagg tttagtttaa atgttatttt ttttgtgaag ttttttttaa 16020  
ggtttaggta gaattagttt ttttttttgt gtaatattat agtatttttt ttggattggt 16080  
aatataatag tagatttgtt tggggtttat tgtatgtggt tgttttttag agagattatg 16140  
aatttataga ggggagagat tatatttttt ttttttcgta attttaatat ttggagatgt 16200  
taatggaaat taagtatttg tattatttta tgtatatttt taaagggat taggttttaa 16260  
attagatatt tgaaggat gaattttgtt aattttttgg aaaattgggt tttttttgtt 16320  
tgtggttatg aaagtgggt tattggttat tttttatttt aattattta aagttttatt 16380  
tgtattaaag tattattgat ttttttagtg aaaaataggt atgttcggcg tatattggta 16440  
tttttaataa attgatattt aaaagataga tttttcgttg aggtttatgg tttttataat 16500  
tttagttttt tttagaata gattttgatt tttttgggtg ttttttgta agatcgattt 16560  
tatgttattt tgaagaattt ttaattttta gaattataga ttttattga gagaaagtat 16620  
gttttgattt tgtttgtggt agtgttttaa aatgtgagga ttaaaaattt tagatgtatt 16680  
tattaaaaat atacgtgggt ttttgttgag gaaattata tttttttttt taggtataat 16740  
tgaggaagta aaaaaatttt gtttagtttt tagtggtttg ttttaggta tttttatat 16800  
aaagatgagt aagatttttt aaaaattatt aattttttaa tttagggggg aaagtttttt 16860  
tatgtttaga aataatatta aattaagatt attgttttta atagttttta aaattgtggt 16920  
tttatttttt tgtatgagtt attttttagt atagtgtagt atatgattgt attatattat 16980  
gataaagtat atttgttttg tgttttagtg ggttatttta tttattagcg ttagatgatt 17040  
agattagaag agagatttag ttaatttttt ttattttgta gatgagatgt tgtattatgt 17100  
gattttaaga ttttaagtta tttattttag ataaaataga aaaagagaat tttatgttg 17160  
ggatatttta tgtttttaat tttatatttt attattttat ttttatttgt ttgtttttga 17220  
tgaggagtg agaattgttg aattagatta tttttgtgtg tatttaggtt ttgttattta 17280  
ttagcgatgt gattttgggt atgtaatttt ttgagtgggt gtaagttata gtttttagtat 17340  
gtgtatatgg ggaataataa tagtattcgt tttatggagt tgaaggaat aattgaattt 17400  
atgtaggaaa gatattttgt ttagtggttg gttatttata aaagttagg ttatagtttg 17460  
aattgatatt ttggaataaa atgttgagtg tatttgatat ttagagaagg aaatttatgt 17520  
tgtaaagta agtttttttt ttaatttgtt tatttaaaaa atataaataa gttatatttt 17580  
gtataatata ttaaaaataga gatgatagag gttatttttg agaggaatga tttaggggag 17640  
taagagagag gttttggaat gttgattatg tttttatttt tggtttggtt gttggttatg 17700  
tgaagtgtt tatttaataa aaatttatta gtgattaatt tttgattat gtattttatt 17760  
ttattgtgta tatgttata ttttttaaaa agtttttaaaa atacggatat atttaagta 17820  
aaaagtggtt ttatttattt ttattttttg taaattagga taagtgttga tatttagatg 17880  
tgtatttttt taggtatttt tttttttata tatgtgtaaa tgaataaatt atgtgaggat 17940  
gtaatttatt tttattttat atttttaatt ttaataggat tattgatttt tttaaaattt 18000  
gtttttgatt tgttgaattt tgaatatttt tttatattag tataatagat tttgggtggt 18060

-continued

---

```

tttatttaaat gtagttagat attttataat tttattgttt tttttttggt gtagtattat 18120
attgttttta tatttttatt attattaagt atgttgatt gatgattttt atgttttttc 18180
gtatatttgt taaaaatatt tgtagataaa attttagatg taatattaat agataaatat 18240
gtagttagat tttttataga aaatattaaa atgtttttta aaaagattta tgaattttgt 18300
atttttaagg taatattttt atttttttta taaaaattag gtgtaaaaat ttttaattta 18360
ttgaattttg taattatttg tgttttggtt aagaaaaatg gttatagtag taaatttttt 18420
gaaatttata tagtaatcgg aatattttat tatgattagg ataaaaaatt ttattaacga 18480
tatatattta atatatatat ataatttata taattagttt tttatttaag aatatttagt 18540
atttattttt atgaatgtat attatattta tttatggttc gtaagttaa atgttaggaa 18600
gaaataaatt agtaatatta tatttattat attttttttt atttagtatt attaaatatt 18660
tattagaatt attaggagaa atggttttaa tttttatgtg attggtgaga atttatgagg 18720
aatgatatat tgttatttta gtaagagttt attttgtgtt aggtatagtt ttaagtattt 18780
tatatatatt acgatagttt ttttaatatag agatgaaagg tatagatatt gtataagtaa 18840
taaagatatt tattttatta taaatgtgtt gataaatatt attatatatg ttataatatt 18900
agttgtgtta tattaatgat taatttataa atttgttatt tattataatt tgtttaatgt 18960
ggaaataaaa gttaatgtat taaaatttag aaaattgtta tttaaatgtt ggtaaagta 19020
atttgataga tatagtttta aaatgaagta tattaattag ttgattttgt tgttcgattt 19080
ttatagtagt aaaattttgt ttttagaata tttagttttt gtagtttttg gtttaagattt 19140
tgattaattt ttaatgggta tttagtgttt ttaaaaagta gtttaattta gaatagttta 19200
tgtatttttt ttgtattgaa taaataggtt tatttaattt tgtggggttt tttttttgt 19260
agaatttttt gttattttta gggatttaat aggatttata tatataaat tgaatattat 19320
attattatgg ggaagtgtt ttgtgttttt tagaaggaat ttttttgta atttaagtat 19380
tgtatgtgtg tagaatagtt aatatttttt ttttaagaaa ttttatgtat gtagttaaaa 19440
tatttttaa ttgattaagg atttgttata tatttttaga agtatttaag agtattttta 19500
tggttataag agtagagtgt attagaatgt tagaaattaa tgaatacgtt agaggttttt 19560
aaaattgtgt ttaatatttt tgattttatt atataaatat gtggggtagt ttggaaaaat 19620
aaaataattt tttttttttt aacgtagggt aggtttgtga tgataatatt ttaattggtt 19680
tgaatattaa tttgatattt ttttgttaga agtaattttt attatttagt aaatgaaatg 19740
gagaggtaat aaatagatt gatatttatt ttttgagtaa agtattattt tatattagat 19800
tcgattagtt atttttattt tttttgaaa atgtattata taaattatta tagtattttg 19860
tttattaatt agggaagtta aaaaacgttt tataaacgtt gaattaaaaat tttattgtt 19920
gtgaggaat taaattttta gtaatatatt ttttttatag ggtgagaaat tgaagtatgg 19980
agaaattata aggttttttt aaagtattat attgagttat ggtagatata gaaatttata 20040
atttgtttg tttgatttaa tttgaaattt tatgaaacgt aattatttta tttttgata 20100
tgtgttttag aagtatattt ttttatttgt ttatttatgt ttttattat ttatttatgt 20160
atgtatttat gtattatga ttatttatgt atttatttat ttatttatgt attttaaaag 20220
aatcgggtgt tttgtatgat atagttttga tttagggtt atgaatattt tgaatttata 20280
tatttttagat atttttttta agaaatttat tgtatttttt ttacgattat gaaaaagaaa 20340
ttaagatatt aagaaaatta agttgattg ttttaagtgt ggttatagta gtgtttatgg 20400
gtagtatttg aagttattt aggagtgaat ttagtgtgtt taagtgtttg aataagaatt 20460

```

-continued

---

tgggtgaagt tttggaggag atgtttgggg tatagagtgg ggacgaggaa aaattatagt 20520  
 attttagag agtattgtaa ggattagat ttatattttt attattgat gttttatat 20580  
 ttggttagt taagagagag ggggtaaatt attttgtttt ttattttgtt attttttga 20640  
 ttttagtttt tacgttttaa attttttttt attgcgattt tttttttatt agttaaatta 20700  
 gtattttttc gcgttttttt tattaaattc gttttttttt attagtttgc ggagttatat 20760  
 ttttgatcg aattgttggg gttataagta atttgaatg aggaaagtgt ttagtaattt 20820  
 ttttagttt agtattttgt aatagagatt ttagagtacg tagtgatgat attgttttt 20880  
 ttttttttt atagagagtt tagtgggtaa ttttttgggt ttgttttttt gttttttttt 20940  
 tgtagtttta agatttaga tttagatttg gtttttgttt gtatggtttt ttattttttt 21000  
 ttttgaaga gttttttttt gggggttttt taggtttaag agtatttggg tttttgggag 21060  
 atgaatttgt agattttata aagaatattt aagtattagg taaattatat tttttttag 21120  
 tttaaacgtt agtttttttt ttttttttaa ttttattgaa gaataattta gtttttaata 21180  
 aataagtaaa tagaatttta ggggtttttt taaaggtgta tttttgttgt tttgaagatt 21240  
 attattatta atttttattt tagttaattg gttttttttt atatttttat ttgggtataa 21300  
 atgtgatatt ttggtatata ttaattgtga tttatattaa tacgttaatt tataattgag 21360  
 tgatttaaaa ataattgatg attatgattt agtttatatt tgttttttat ttaatgtatt 21420  
 ttttaagtaa ttatgttttt gtggttgatt gaattttttt ataatttttt gttgggaaat 21480  
 aaagattttt ttttaattg aagaagtggg tttgttaatt aggggtatcg tatttaattt 21540  
 gagagaaaaa gattaggaat gataggaatg atagtatatt tttaatattt aatagtttgt 21600  
 tataatgtg aaagtaggat atagtagg gaagtataac gttgagttga tttaaaatat 21660  
 taaatgtatt tgatatatta ttttttgaat ttttataatt ttagtttttt taaagtttt 21720  
 tggattttta gaagtataa gggtagtttt tggtaaagggt ggttttattt ttaatttagt 21780  
 tatagagtta gtggaatgat ttttatattt aaatgttata ggggaattta ttgagaggaa 21840  
 aaaggtatt taaatttttt tggatgtttt aattaaaaat ttggattaat aaaatttttt 21900  
 taagtgtttt aaatttaagg aaagtaaata gtattttatt taattatatt ttttaattagt 21960  
 atttattata gatataattt aaattagtaa tttggtatta gatgaattag atttattggt 22020  
 atattatata atttttatgt ttattttgtt gtgtttggga tttttttttt tttataataa 22080  
 agaatatgat ttataggtgt tatattttga tttttgagaa attaatgtta tagaaaagt 22140  
 gtttgaaag atataattgt gattttgtta ttgtttttgt tgttattatt ttttttatg 22200  
 gggatgggta tatatttttt gagatttatt agatttattt tgtagtttat aaattatttt 22260  
 tttagatgta ttttaattgt tgttttagttt gttttttgta aaaaaattta gtgaatatat 22320  
 ttttaaaaat atttttatgg ttttttttta ggtttgtgtg tatatttttt tctgtgtgtg 22380  
 ttttttaatt ttattttgtt tttttttgtg tttgttttaa gtatatttat ttagtttttt 22440  
 ttatattggt ttgtagtttt atatttttag atttttaatt tgttgttgtg gttatttttt 22500  
 attgtgtttt gtttttttat gtagtttata attttttttt tttttttgag atggagttgt 22560  
 gttttgttgt ttaggttgga gtgtagtggg acgattttgg tttattgtaa tttttgtttt 22620  
 ttgggttag gcgatttttt tgttttagtt tttcgaatag ttgggattat aggtgtttat 22680  
 tattatggtt agttaaattt tgtattttta gtagaaaagg ggtttcgtta tgttagttag 22740  
 gttggtttta aatttttgat ttttaagtgat ttgtttgttt gagtttttta atgtgttggg 22800  
 attataggta tgagttatcg tatttcgttt gtagtttata atttttgggt gatttttttt 22860

-continued

---

```

ttagaatttt ttgtattttt tggagtaatt ttgtattttt ttggagtta gggattttta 22920
atTTTTtaggt tagTTTTtat tttattttat ttttttgttt tgaggTTTTt atattataga 22980
tgtagtaaat atTTagaatt tatattttgt aaggTTgaag ttttgattta ttttatttaa 23040
gaaattattt ttttttattt tttttttaa ggTTTTatta taggataggt ttttttgttg 23100
aatttgatgg tgggtcgagt ttttttattt tttttttaat aaatgtgata aatttttttag 23160
atTTTTtttt ttgtggattg ttttttgttt ttgttttttg tttatcgTTa taaaagaaga 23220
taatgataat aaaacgataa taatataaat gtaaacgtat tttttttttt taattttttt 23280
atattattaa ttttttatga attaaggtgt gatatttgaa agttatattt gttttattag 23340
ttatatttat atagTTTTtt ttgtttattg atgtattttt tatattttt tttatattta 23400
tttttttagg ttttttttta ttttatgTTa gtttagattt ttttggtttt ttatttgagg 23460
cgttatagta gtttttaagt tgttatttaa ttttattttt tgtttatttt gtttgTTaga 23520
aatttgaagt agatgtgTTg ttgtaatgat attatagtgt ttattttttg tttgggggt 23580
tttaaggTtt ttaaggTtat taaaatattg taataattaa ttgttttaatt tgtattttgt 23640
atTTattttt ttgtttttgt taatttaaaa tgttttaata ttttgTTaat attgaatgtt 23700
gatgtttttt tatttttttt ttttttatat gttcgtttat aattgTTtat tgattatatt 23760
agttttttta tattaaaggt attagttata attttgatgt tatatagaat gataattaaa 23820
aggtgataaa tgttaatgat ttaatcgagg agttgTTtat ttttataagt ttatttgagt 23880
ttagagaatt ggtaaaagat tgggtatttt tggttattat ttaaataaa ttggttaatg 23940
tagtttttg agattagtgg ttagtataat atttttagtt gagtagggtt aaaaataatt 24000
atatttgTtt aagttgtaga tattatttta ttgtatagta aagaatgTTa aaatgTTtta 24060
atTTagtata tgaagagTaa aatataaaaa taggtttttt tttattttta ttagtaagta 24120
aagtggTttg tatttttgaa atatattttt tgtttaatta taataaaata taatataaat 24180
gttattaaaa gttttatttt atggatgaag atagtगतat ttagagatat taattagTtt 24240
ttttaagatt atatatttat ttagtagTaa aagtaagTtt ttataagTtg atttatttta 24300
ttttagTttt tatttggaat tattaaattt atattttttt tagtaaaatt atcgTttata 24360
tttttaggtt ttttaagatt taatgtTaaa tttgggagat ttatttttaa atttttttaa 24420
agtTaatat atttttttta ggatgattat aaagttatta gatgtgtgtt aagtaatata 24480
tatagttata tatttttgat taaaaaagat ttttaggTTa tatagaagag agatttatgg 24540
ttgagaaaaa ggtagattgt ttttaagaaa ggttttaaat atattttttt ttgataggtt 24600
ataggagagt tagttagatg aattattata gtgtgtataa aatgtttagt agaataattt 24660
tttagtattg gtagggaaga gtaataggag taatataaga gaaggaaagt tggttttag 24720
agtttgTttt agtattcgta ggggtgatga ggttgTttgg gTTaagaatt tttttatag 24780
ttttttggg ataatttat tagaattatt tttgtGttt ttaggttatt taggtaatta 24840
ttattaatta gTaaatatag ataaaataga atattttgtt tggattgtt ttgtaaaaat 24900
taaTgatta taattataa ttttaggaag atttgTtatt aaatgaattt atgataaatg 24960
atTTaatga tttttataaa gtagagTttg ttgtaatttt tagtatgaga agtatgaatt 25020
ttattattat tttttaaata ttttgagTTa aatggatcgt tttgTaaagt ttatgtttta 25080
tttttataga tagtttaaaa atagTttagt atTTagTttg taggttggtt ttatttaagg 25140
agTtTgaagt taggtaaggt gTttattatt atTTatttag atTTgTttt ttgatattt 25200
agTtGttttt ttttttacg gTtagggagg agagTtatgt gtatagTTta agaatgtgta 25260

```

-continued

---

```

ttttatggt tttgaatagt tggttataga attggagtta ggtgttttt gtgttattgg 25320
ttttttttt tggatggtt ttcgggtggt tggagttagt tagtgtttga tttagtttta 25380
tagatttagt aatgaaatth ggagggtaga gtaggtaatt aggtatataa gaattgtaa 25440
gtaatgttta tttgtagagt tgattataat tataatthtt taataatgta ataggaatat 25500
aaattgtag atthtttata ttattgtaat ataaagaaga taattgaagg tctggaagat 25560
agtttatgaa atgtaaggaa gaattggata attaagtaat aggaagagta gagaaatagt 25620
gagatttgg gagttataag atttgggtgt ttaaattttg ttaggatttt tttgttatt 25680
ttattttgt ttttttttt cggtttagtt tttttgttt tttttatag attagtttt 25740
ttttatatgg atagaaacg ttttaagtt ttatthttta ggggtttgt tattgaagga 25800
ggattagtt gatathtttt tagatttata ttttaaggaa gatgaattat tagatttaag 25860
taattctgt taattggaga agattttag atthtttata atgggttaag ttggatatgt 25920
atthtggga gggagatatg ttttgggtg ataatatata tgtaagtaa tthtaatt 25980
gtataagata cgttttgaa aatttattg tagtttgaat atttggagt taaatagtag 26040
atthattgt gtgagtgtta gaatttagt taatggtatt ttttgtgatt taggtaatt 26100
tgtataggta gaaagattt tgaagtttt atthagggtt gaaaggttt gtgttagagg 26160
ttatgagtg gattttttg gtatttgttt ttttthttta aggtttgtat atggattgga 26220
ataaagttt tggtagttgt aattthttaa tttttttta aggtattta gggatttaa 26280
gtagtaggga atgtatttt ttatttttt ttgttttttt ttttattgta gtaagaggta 26340
agtatagtt ttagttttgt ttgtatttt ataggagatt tatgtatagg ttcgggttt 26400
tggttgtag atagtgtag gttgttgata gggcgagaga atggcgagaa taatggaata 26460
ggattgagg agaaggaaga ggaatcgttt ttagaattat tattgggac ggtggtttta 26520
gggagtaaaa aatathtttg gattttttt aaggggttt ttggttaggc ggtattatcg 26580
ttagatatt ttatggttg aggtaggatt gattaaagaa ttttgattt ttttgagga 26640
taggtaaaag tttgaattg ttttagaga ttgtatttag atthattt cggaaattat 26700
atthtgggt tattgtgaa ggtaacgttt agggagtagg attggaggga aggagattat 26760
tacgtggtt ttgtttttg ttaagtagg aataatgat gcggaacgtt tgtattggtta 26820
gagaggag agaggaggga tttggcgaat ttttgaggt attggttaga tttgtaata 26880
tattgaatgt ggagagtaa tgggtaggga gttagtata aagtttagt gttggtttt 26940
gatgattgt tatgtttgt tctgttgt atagaattta gaggttagc gttttatgt 27000
gtagcgtcg tttttattc ccggttagtt ggtgtggagt tgagatgtt ttttttatt 27060
ttatgtttac gtttttttag ttagagtaa gtatgtttg ataatttag ttttttttt 27120
ttttttttt ttttttttag agagagagg tttctgttt gttatttaga agaagttag 27180
tgtctgatt atagtttat gtagtttga atthttggt ttaagtatt agaggattag 27240
gtgtatttt ttataaatt tthaaattt ttttagtatt ttattttta agggatttt 27300
tagtttttt tatttgacg cgttatggt gttttattt atthttgaga attgttttaa 27360
aattttatat agaaatttg tattatgat ttaaatgaga agaaatgtt aatttgaat 27420
tthaaattt taagataaga gttttagtt cgttttttag agagttaaag aaaaagatat 27480
gatgaatgt ttatatattg aaaattgtg aagaaataat ttaatatgga atgggtgagg 27540
ttgttatagg tgggttaaaa ataattcgg tttttgtgt ttttttagt ggtaaaaatc 27600
gtaattgtt ttgtataaat ttaataatat tgtttgaaat ttatthttt tgggtgaaata 27660

```

-continued

---

```

gttttgagat agagcgggaa ttagattatt ggtttataaa atagtatgta gttattgtta 27720
tttttaatt ttatatTTTT attatgaggt aatgtTTTT ttatttgatt tggagaatgt 27780
ttttatTTTT ttttatata tttgtgaaa ttaaattgta aaggaattaa tataataatt 27840
attgttaaat tatgatgtaa aataatattg tgtttgtaat tagtttaggt agttttattt 27900
ggtttaataa tataaaatta ttaggtttat aatattttag tatttttagt tgattggtta 27960
agaaaaaaat ttacgttatt ataaaaagtt aaattaagta ataattaatt taaattttaa 28020
ggaaatataa agtaaagtat tatgttgtaa tatggaatat taatgtaaat aattttttaa 28080
tagtttatga aatagatTTT gaattggtag ttgataaaga aaggttagtt ttggtttaat 28140
ttttttatgt tttaatattt tttttgaagt tttatttaatt tttatttgcg ttagtaatag 28200
tattttgaga tgggtgtgta tttggaaaat tattattttt tttttgataa ttagtatTTT 28260
taatttaatt tttatatatg ttttttggaa atattatatt tatattttga tgacgtTTTa 28320
aaaataattt taatgtaata attatatatg tgtggtgagt aaattgtgtt tcgtaaaaga 28380
tatttttaaa ttttaagtgt tgtatttggg aatgtgattt tatttgaaa tagggTTTT 28440
gtaggtatga ttaagttaaa atgagatTTT attggattag gatgggtTTT aatataatga 28500
ttgttgtatt taagaggaaa atttgtatag agatatatat atatataaaa gaatgttatg 28560
taacgttagg tacggagaat attatgtgat aatgaaggta gagattggag tgatgtattt 28620
atgagttaag gatggttagt aattttttaga agttggggag agataaagga tgttttttta 28680
ggatttttag agtaagtata aatttgttag tattttgatt taggattttt tttttttaga 28740
attgtgagaa tagattttag ttttaagtta ttttagttgt ggtatttgtt tataggagtt 28800
ttaggaaatt aatgtaatat gttatgttgt aaataaatag tagttttaat tggatataaat 28860
aataatttta agtatatttt attattaggt taggtgagta ggaaattgtt tggtagatta 28920
attattaatg ttgtattttt tgaaaagtta aaatattttt atttagtaaa taatatttgt 28980
ttaaagttt ttatttgtat tgttttaaaa taaagtaaaa attaaatgg agttagtTat 29040
gtatttgaaa aatgtgaaaa aggaaagaaa aatttttttag gaaagatttt ttttaaatg 29100
gttatatatt tgagaagaaa ttttaaaatt taaattattt gggtgtttat tttatttttt 29160
tgtttatatt attagatata ttatgtatga ttttatatat tatgtatgtt atatttaatt 29220
aatatttatt aaatatttaa aatttgttag gttttgagtt aggtattgta gataggtaaa 29280
taagataaat attttttttt tttaaagaga ttattttggt atgaaattta attttagaaa 29340
gaagtgaag aggttatttg tagagtttat tatgaaaatt tatttttatt atttgttga 29400
gttttatttg attttgtgaa attatttttag tattatttgg ttttattttg tgtttttgta 29460
ttatattgga gaaaataaaa tttatttatt gtatagataa tataaaatta attaaagtat 29520
tgaaaattaa aaatgtaatt gtttattaaa ttttttttag tgttttttat ttattagtat 29580
ttaaataat ttttagttgt gtatttatgt tagtataaatt aaaatgtggt gtttttattt 29640
ttttatttaa tttataatta ataattgTTa tttttttatt ttttttttt gagatagagt 29700
tttattttgt tatatttagg ttggagtgta gtggtatgat tttggtatat tgtaattttc 29760
gttttttggg ttttaagcgat tttttgttt tagttttttg agtaattggg attataggcg 29820
ttcgttatta tgttcggtta attttttga ttttagtaga gatagggttt tattatggtg 29880
gttaggttg tttcgaattt ttgattttag gtgattcgtt tatttcggtt ttttaagtg 29940
ttgggattat aggtatgaat tattacgttt ggttttttat tatttttata att 29993

```

-continued

---

```

<211> LENGTH: 29993
<212> TYPE: DNA
<213> ORGANISM: Artificial Sequence
<220> FEATURE:
<223> OTHER INFORMATION: chemically treated genomic DNA (Homo sapiens)

<400> SEQUENCE: 3

aattataaaa atgatgaggg gttaggcgtg gtggtttatg tttgtaattt tagtattttg    60
ggaggtcgcg gtgggcggat tatttgaggt taggagttcg agattagttt gattaatatg    120
gtgaaatttt gtttttatta aaatataaaa aattagtcgg gtatggtggc gggcgtttgt    180
aattttaatt atttaggaggt ttgaggtagg agaatcgttt gaatttagga ggcggagggt    240
gtagtgtggt aagattatgt tattgtattt tagtttgggt gtgatagagt gagattttgt    300
tttaaaaaaa aaaagtggaa aagtgaatat tgttgattgt gaattagatg aaaaaataag    360
aatattatat tttagttatg ttaatatgga tgtataatta agaatgtatt tggatattga    420
tgaatgggaa atattaaaa aaatttgata aataattata tttttggttt tatatatatt    480
aattaatttt atgtgttttg tgtaataagt aaattttatt tttttaata taatatagaa    540
gtataaagta aaattaaatg atgttaaaat ggttttatag gattaggtaa aattatagta    600
gatagtgaaa atgaattttt atggttagatt ttgtaaatgg ttttttttat tttttttata    660
gattaaattt tatgttaaaa taattttttt aggggaaggg aatgtttggt ttatttattt    720
atttataata tttagtttaa ggtttagtaa attttaggta ttaataaat attgattgaa    780
tgtaatatat ataagtatg aaattatata taatgtattt gataatgtaa ataaaaaat    840
ggaataaata gttagatgat ttaagtttta aaattttttt ttaaagtat agttatttta    900
ggaaaaattt tttttaaag attttttttt ttttttttat attttttagg tatataattg    960
attttatttt aatttttgtt ttgttttagg ataatataga tagaaatttt tagataagta   1020
ttatttattg aatgggaata ttttaatttt ttagaaaata taatattgat aattagttta   1080
ttaggtaatt ttttatttat ttgatttaat aataaaatat atttaaaatt attatttata   1140
ttaattagaa ttattgttta tttataatat agtatgttgt attagttttt taggattttt   1200
ataataaagt attataaatt ggggtggtta gaattgaaat ttatttttat agttttggag   1260
gaaagaagtt ttaaattaag gtgttggtag atttatgttt gttttggaga ttttagggaa   1320
gtattttttg ttttttttta gtttttgggg gttgttggtt atttttggtt tatagatgta   1380
ttattttaat ttttgttttt attgttatat gatgtttttc gtgtttaacg ttatatggta   1440
tttttttggt tgtgtgtatg tttttgtata aatttttttt ttaagtataa tagttattgt   1500
attaggattt attttaattt agtaaaattt tattttaatt tgattatatt tgtaaagatt   1560
ttgtttttaa atgaggttat atttttaaat atagatatta ggatttaaaa gtatttttta   1620
cggaatataa tttatttatt atatatgtat aattattata ttgaaattat ttttaagacg   1680
ttattaaggt atgaatgtaa tattttttag aagtatatgt aagaattaaa ttaaagatat   1740
tgattgttag gaaagaagtg ataatttttt agatgtatta ttattttaga gtattgttgt   1800
taacgtaagt gaaattaaat aagatttttag gaaagatatt ggagtataag agaattaagt   1860
taaaaatagt ttttttttgt taattgttag tttagaattt attttatgaa ttgttgggga   1920
gttatttata ttaatgtttt atgttataat ataataattt gttttatatt tttttgaaat   1980
ttagattaat tgttatttgg tttgattttt tatggtaacg tgaatttttt ttttggttaa   2040
ttatattaag gtattaaaat attatgagtt tagtgatttt atattattga attaagtaaa   2100
attatttagg ttaattgtag atatagtatt attttatatt ataatttagt aatggttgtt   2160

```

-continued

---

atgttaattt ttttaattt tagtttttat aaatatatga gaaaaagatg agaataattt	2220
ttaaattaag taagagaagt attattttat aataaagata taagattaag gaataatagt	2280
aattgtatgt tgttttatga gtttaataatt tagttttctgt tttattttta gattgtttta	2340
ttagaaaaata tgaattttta atagtattat taggtttgtg taaaaataat tgcggttttt	2400
gttattgaaa gtaatagtaa aaatcgtaat ttttttgtt ttattttag taattttatt	2460
tattttatat tagattattt ttttttagt ttttaatata tagattattt attatattt	2520
tttttttaatt tttgttagaa gcgagttata aatttttgtt ttagaaaatt agaattataa	2580
atttaattt tttttttatt taaatatata atagtaagt tttatataaa gttttaagat	2640
aatttttaga aatggaatga ggtattatgg cgtcgttttag gtgggagaga ttgtaagggt	2700
ttttaaggaa tgagatgttg aaggaggttt gagaagtgtg tagagaagta tatttaattt	2760
tttgattatt tgaggttagg agtttaagggt tgtagttagt tatgattacg atattgtatt	2820
tttttaggt gatagacgg agattttttt ttttagaga aaagaaagaa agaaagaaag	2880
aaatttaggt tgttaggta tgttttgtt tggtaaaga aacgtgaata tggagtggag	2940
gggttatatt ttaattttat attaggtgtg cgcggaatga ggatcgacgt tgtatatgga	3000
aacgttaaat ttttgattt tgtatataat cggtaggtt atagtttagt attaaagtta	3060
aatatttagg ttttgtatt gattttttgt ttatttgtt tttatattta atatattatt	3120
aagttttatt aatattttta aaagttcgtt aaatttttt ttttttttt tttttagt	3180
atagcgttt cgttattatt gttttttgt tggtaggag taatagttac gtaatgggtt	3240
ttttttttt agttttgtt tttggacgtt atcgtttata gtgtaattag agtgatgggt	3300
tcgaaatata gatttgaatg tagtttttta aaataattta gagttttatt ttgttttag	3360
aagaaattag aaattttta attagtttta tttgtagtta tggtagtgt tagcgttagt	3420
atcgtttgt taaaaggttt tttgaagggg ttttaggggt gttttttgt tttgggatt	3480
atcgtttta gtagtagttt tggggacgat ttttttttt ttttttttag ttttgttta	3540
ttgtttcgt tattttttcg tttttagt agttttatat tgttttag tttagttcg	3600
ggattttag atgagtttt tgtgaggta taagtaggt tgagggttat atttgtttt	3660
tgtttagtg aaaaagaaaa taagggaaag tggggagta tatttttat tgttttaaat	3720
tttagatat ttttggaaa agatttaaaa attgtagttg ttaaaattt tgttttagt	3780
tatgttaga ttttgggatg gggaaatagg tgttgaaga gttttattta tgattttga	3840
tatagattt ttttaattg ggtgggttt ttaagaattt tttgtttat gtagattgt	3900
ttgggtata gaaagtgtta ttatattaaa ttttaattt tataatagtt ggtttattgt	3960
ttgttttta gatttttaaa ttgtaagtaa atttttagaa cgtattttg tataatatta	4020
aggtttgtt gtagttagt tatatttata aaatatatt ttttttata gatgtatt	4080
tagtttaatt tatttagtag ggtttgtaag ttttttttag ttgtacgaaa ttatttggat	4140
ttaatgatt attttttta ggatagtag ttgggaaat attaggttag tttttttta	4200
gtgtaaaat ttttaggata taaaatttg aaacgtttta tattatgtg gaaaaagtt	4260
ggttttagg gaaagataga agagaattga tcgagaaaga ggagtaaaaa tgaagatgg	4320
aagaaagtt tggtagaatt taagtattta gattttgtga ttttaaaagt tttattgtt	4380
ttttgtttt ttttgtttt agttgtttaa ttttttttg tattttatga gttattttta	4440
cgtttttta ttatttttt tatattgtaa tggtagga agtttaatag tttatattt	4500
tgttatatta ttgagaagt atagttgtga ttaattgtt agatgggtat tgtttataa	4560

-continued

---

tttttgta tttagtatt tttttgttt tttaaatatt attattgggt ttgtgaagt	4620
ggattaggta ttggttggt ttaattattc ggaagtatg ttagagagga aagttaatgg	4680
tataagaat atttagttt aattttatgg ttaattgttt agagatatgg agatgtatat	4740
ttttggatta tgtatgat tttttttttt ggtcgtagaa aagaaaaata gttgaggtgt	4800
ttaagaaata gatttggatg aatagtaatg agtattttgt ttgattttaa gttttttaaa	4860
tggagttaat ttataaatta gatgttgagt tttttttgag ttgtttataa agatagaata	4920
tggattttgt aaaacggttt atttaattta aaatgtttaa aaaatgataa tggggtttat	4980
attttttatg ttaaaagtta taataagttt tttttgtga gaattatttg ggttatttgt	5040
tataagttta ttgatggta agtttttttg gaattataaa ttatgattat ttgatttttg	5100
ataagtaggt ttaaaataagg tgtttttatt tgtttgtgt tgtaattgg tgatggtgt	5160
ttagataggt tagaaaatc agaagtaatt ttgagtgaat tgttttaggg agatatgtga	5220
aagaatttt agtttaagta attttattat ttttacggat attaaggtag attttgtaga	5280
ttaatttttt tttttttgtg ttatttttat tgtttttttt tattagtatt gagaaattat	5340
ttgttgagt attttgtata tattgtaatg gtttatttag ttggtttttt tgtagtttgt	5400
tagaagagaa tatatttgaa gtttttttta gaagtaattt gttttttttt tagttataaa	5460
tttttttttt gtgtaatttg gaaatttttt ttgattaaga gtatatgatt atatatttg	5520
tttaatatat atttgatgat tttatgatta ttttgaggaa aatgtgtgt attttgagag	5580
aatttaagaa tagatttttt aagtttagta ttgaattttt gaaattttag aaatgtaaac	5640
gatagttttg ttaaagggaa tgtaagtta gtgattttta ataagattg gaataaaata	5700
gattagtttg tgaaaatttg tttttattat tggataaatg tatgattttg gaaaagttaa	5760
ttaatatttt taaatattat tgtttttatt tataaaatag ggtttttaat aatatttgta	5820
ttatattttg ttatgattaa ataaaaata ttttttaaaa atatagatta tttgtttgt	5880
tagtgagagt ggaagaaaat ttgtttttat attttgtttt ttatatattg aattaaata	5940
tttaaatatt tttgttgta tagtagagta gtattttaa tttaaataaa tgaattatt	6000
tttaattttg ttaattaag agtattatat taattattga tttttaggag ttatattaat	6060
taattatatt tagatagtag ttaaaagtta ttagtttttt attaattttt tgaatttagg	6120
taagtttgta aaaatgaata atttttcgat taagttatta gtatttgta ttttttagtt	6180
gttattttgt ataatttaa agttgtgatt ggtgttttta gtgttgagag attgatataa	6240
ttaataaata attatagacg gatatgtgaa agaaaagga ataggaaagt attagtattt	6300
agtattaata ggatgttaag atattttaag ttggtaaaag taggagaata agtataaaat	6360
ataattaaga taattgggta ttataatatt ttgataattt taaaagtttt aaaattttta	6420
aaataagaa tggatattgt gatattattg taataatata tttatttttag atttttgata	6480
aataagatga ataagaagtg gagttaagt gtaatttaaa ggtgtgtgtg acgttttaag	6540
tgagaagtta agagaattta gattgatatg gggtgaaaa aggtttggag aagtggatat	6600
gagggataat atgagagata tattaataag ataaaggaat tatatgaata taattgataa	6660
ggtaaatgtg atttttaggt attatatttt aatttatgag aaattgatga tatggaaaag	6720
ttaagaggaa aaggtacggt tatatttggt ttgttatcgt tttgttgta ttattttttt	6780
ttatggcgt gggtaggaag taaaagtaag aggtaattta tagaggaagg agtttaaaaa	6840
gtttgttata tttattggag ggggataga aaaattcggg ttattattag atttagtaaa	6900
gaagtttgtt ttatgatgga gtttttggga agagaataaa agaaaataat tttttgagtg	6960

-continued

---

agataaatta aaatthtagt tttgtaggat gtaaatttta aatgthtatt gtatttggtg 7020
tatggaaatt ttaagataaa aaaataaaat aaaataaaga ttgatttaga ggtttgaaat 7080
ttttagattt taggggaatg taaaattggt ttatagagta taaagggttt taagagagaa 7140
atthtataaa agttataaat tataggcgag gtgcggtggt ttatgthtgt aatthtagta 7200
tattgggagg tttaggtagg tagattatth gaggttagga gthtgaggth agthtggtta 7260
atagggcgaa atthththth tathththth atthththth gthgggtatg gtggtgggta 7320
tttgtagatt tagthtthcg ggaggttgag gtaggagaat cgtthgaatt taggaggtag 7380
agattgtagt aagthtaagt cgtgthtatt taththtagt tgggtaatag agtataatth 7440
tathththth agathththth aathththth ththththth aathththth agthththth 7500
agthththth atthththth aathththth ththththth ththththth ththththth 7560
tagataggta tathththth agataththth gaaatagaaa ththththth aagthththth 7620
cgathththth atathththth atthththth gathththth aatgththth ththththth 7680
tathththth ththththth ththththth ththththth ththththth ththththth 7740
ttthththth ththththth ththththth ththththth ththththth ththththth 7800
gathththth ththththth ththththth ththththth ththththth ththththth 7860
ththththth aathththth gathththth gtgaththth ththththth ththththth 7920
gggthththth aagthththth ththththth ththththth agthththth ththththth 7980
aathththth atthththth aagththth ththththth gththththth aathththth 8040
aagaththth ththththth ththththth ththththth ththththth ththththth 8100
ththththth ththththth ththththth ththththth ththththth ththththth 8160
ththththth ththththth ththththth ththththth ththththth ththththth 8220
ththththth ththththth ththththth ththththth ththththth ththththth 8280
ththththth ththththth ththththth ththththth ththththth ththththth 8340
gagthththth aagthththth ththththth ththththth ththththth ththththth 8400
gththththth aggagththth ththththth ththththth atthththth ththththth 8460
gtacggtgth ththththth aagaththth ththththth ththththth ththththth 8520
aathththth ththththth ththththth ththththth ththththth ththththth 8580
ththththth ththththth ththththth ththththth ththththth ththththth 8640
ththththth ththththth ththththth ththththth ththththth ththththth 8700
ththththth ththththth ththththth ththththth ththththth ththththth 8760
ththththth ththththth ththththth ththththth ththththth ththththth 8820
gathththth ththththth ththththth ththththth ththththth ththththth 8880
aagaththth ththththth ththththth ththththth ththththth ththththth 8940
gggthththth ththththth ththththth ththththth ththththth ththththth 9000
ththththth ththththth ththththth ththththth ththththth ththththth 9060
ththththth ththththth ththththth ththththth ththththth ththththth 9120
ggtgththth ththththth ththththth ththththth ththththth ththththth 9180
ththththth ththththth ththththth ththththth ththththth ththththth 9240
ththththth ththththth ththththth ththththth ththththth ththththth 9300
ththththth ththththth ththththth ththththth ththththth ththththth 9360

-continued

---

gatgtagaa tgagaagtag aataattgt ttttttttt ttgattgaat taaatgtaa	9420
gatattaggt gtagagatg tggatattag tttttatagt attttttaag agtggtatgg	9480
ttttttttcg tttttatttt atgttttagg tttttttttt agggtttag ttaagttttt	9540
gtttaagtat ttgaataaat tagatttatt tttgaattag ttttaggtgt tgtttataga	9600
tattgttatg gtttatattt ggataattta gtttggtttt tttaatgttt taattttttt	9660
tttatgatcg tgaaaaaaaa gtaatgagtt tttttgaaga aatatttaag atatataaat	9720
ttagaatatt tatagttttt aaattaagat tgtattatat aaaaatcgc atttttttaa	9780
aatgtatgaa tgagtgaatg agtgataaaa tagttaatag tgtataaatg tatgtatgaa	9840
tgaatgaatg agagtataaa taagtaaaaa aggaaatata tttttaaagt atagtttagg	9900
aatggataa attacgtttt atgaagtttt agattgaatt aggtaaatag aattgtagat	9960
ttttatgttt gttatgattt agtgatagtt tttgggaaaa ttttgtaatt tttttatatt	10020
ttagtttttt attttataaa aggagtatat tgtttgaaat ttaatttttt tatagtagtg	10080
agagttttga ttttaacgttt ataaaacgtt ttttagtttt tttgattaat aggtaaaaa	10140
ttgtggtagt ttgtataata ttttttttaa aaaggataaa ggtaattggt cgaatttgat	10200
gtaaaaaaat atttttattdt agaaaaaat attagttata tttattattt ttttttttta	10260
ttgtttaagt aataaaaaat atttttaata gaaaagtatt aaattaatat ttaagttagt	10320
tgaagtgtta ttattatagg tttttattac gttgggggaa ggagagttgt tttgtttttt	10380
taggttattt tatatgttta tatggtaaaag ttaggaatgt tgggtatagt tttgaaggtt	10440
tttagcgtat ttattggttt ttggtatttt aatgtatttt atttttataa ttataaaagt	10500
atttttgagt gtttttgtaa atatataata aatttttaat taatttaaga gtgttttaat	10560
tgtatatatg aatatttttg ggaggaaaaat attagttatt ttatatatat atagtattta	10620
agtttagtaag agagtttttt ttgaaaggta taaagtagtt tttttatagt aatataattt	10680
ttagttttat atgtgtaagt tttattgaaat tttttagaat aataggaat tttgtaggaa	10740
aaaaaatttt ataaaaattg atagttatat ttatttaatg taagaggaat atattagtta	10800
ttttgagttg gattattttt taaaggattt agataattat tgaagattaa ttaaaatttt	10860
aattaaaaat tataagaatt gaattttttg gagatagaat tttttatata taaaaatcga	10920
ataataaaat taattgatta atatatttta ttttaaaatt gtatttatta gattatttta	10980
gtttagtatt gagtagtaat tttttggatt ttgatgtatt aatttttatt tttatattaa	11040
atagattata ataagtaata gatttataaa ttagttattg atatgatata attgatattg	11100
tgatatgat aataatattt attaatatat ttataatgga gtaatgttat ttattattta	11160
tataatgttt atatttttta tttttatggt aaaaagtatt cgtaatatat gtaagggttt	11220
tagaattgtg tttggtatag agtaggtttt tattagaata ataatatatt attttttata	11280
agtttttatt aattatata gagttagaat tttttttttt aataattttg gtaaatattt	11340
gatggtatta agtaaaaaaa aatgtagtga atataatatt attgatttat ttttttttaa	11400
tatttggttt tacgaattat aagtaaatat aatagttatt tataaaaatg aatattaaat	11460
attttttaagt gagaaattaa ttatataaat tatatgtata tattaaatat atacgttaa	11520
tagaattatt ttttttaatt atagtgaggt atttcgatta ttatataggt ttttaaggat	11580
ttattattat aattattttt ttttaattaga gtataaataa ttataagggt taattaaggt	11640
gaaatttttg tatttggttt ttgtgagaaa gatgagaata ttattttaaa gatgtaagat	11700
ttataaattt ttttaaaaag ttttttggtt ttttttatgg aaaatgtata tatatattdt	11760

-continued

---

tttattaata	ttgtatttag	agttttat	atagatatt	ttggtagatg	tacgaagaga	11820
tataaaaatt	attagtgtaa	tatatattag	aatagtaaaa	atatggaagt	aatgtaaaata	11880
tataattaaga	ggggaatag	gaaattatga	aatatttgta	tataatnaaat	agaagtattt	11940
aaaattatat	gtattgatgt	ggaaaaatat	ttaagattta	gtagattaaa	agtaagtttt	12000
aaggaaatta	atgattttat	tggagttaaa	aatgtaaaat	gaaaaataat	tatatatttt	12060
tatagttatt	atatttata	atatatagaa	aaaaaatgt	ttgaaaagat	gtatatttaa	12120
gtataataat	ttattttgat	ttgtagagaa	taagaatgag	taaatttatt	ttttatttta	12180
aatatattcg	tatttttaaa	attttttaag	aaagtataat	atatgtatag	taaaataaaa	12240
tataaaaatt	aaaagttgat	tattgatgaa	tttttattga	ataaatattt	ttatatgatt	12300
agtaattaaa	ttaagataaa	agatataa	agtattttaa	agtttttttt	ttgttttttt	12360
tggttatttt	ttttaaaagt	aatttttatt	atttttgttt	taatatgtta	tataaagtat	12420
gatttatttg	tattttttaa	gtaatagatt	aaaaaaaa	atgttttta	gtagtatgaa	12480
tttttttttt	tgaatattaa	atatatttag	tattttat	taagatatta	atntaaatta	12540
taatttgagt	ttttatagtg	ggttaggtat	tgaattaaat	gttttttttg	tatgaattta	12600
attatttttt	ataattttat	gaggcgagta	ttgttattat	tttttatgta	tatatgttgg	12660
aattatgggt	tatagttatt	tagaaaatta	tatgattaaa	gttatatcgt	tgatgagtgg	12720
tagagtttgg	atatatataa	aggtagtttg	attttagtat	ttttaatttt	ttattagaaa	12780
taaataaata	aaaataaagt	ggtaagatgt	agagttggga	gtatgaagtg	tttttagtat	12840
gaagtttttt	ttttttgttt	tgttttgagt	aaatgattta	aggttttaag	gttatataat	12900
ataatatttt	atgtgtaaaa	tggaaagggt	aggttagatt	ttttttttga	tttgattatt	12960
tgacgttgat	aaataaagtg	atttattgaa	atatagagta	aatatgtttt	gttatgatgt	13020
agtgtaatta	tgtattgtat	tatgttaaaa	aatgatttat	ataagaaaat	aaaattataa	13080
tttttgaat	tattggaaat	aataatttta	atntaatgtt	atntttggat	ataggaagat	13140
tttttttttt	aaataagtaa	attgggtgggt	tttgaagggt	tttgtttatt	tttgtatgga	13200
aaatgtttta	aaataaatta	ttaaaaatta	aaataaattt	ttttattttt	ttaattgtgt	13260
ttgaaaaaaa	agatgtaatt	tttttttagta	aaaggttacg	tatattttta	atagatatat	13320
ttgggatttt	tgggttttat	atnttgaat	attgatataa	ataaatatag	aatatgtttt	13380
tttttaaatg	aaatttataa	ttttgaggg	taaaaatttt	ttaaaataat	atgaaatcga	13440
tttttagtaga	aggttaattaa	agagattaag	gtttgttttt	ggagaaaatt	agaattatga	13500
agattataaa	ttttaacgag	aaatttgttt	tttaaatgtt	agtttattga	aaatattaat	13560
gtacgtcggg	tatatattgt	tttttattag	aaaattagta	atattttgg	ataaatgagg	13620
ttttaaataa	gttgagtag	aaaataatta	ataaattagt	ttttatgatt	ataagtataa	13680
gagaattagt	tttttaaaaa	gttaatatgga	tttatttttt	gtagatgttt	ggtttgggat	13740
ttaatgtttt	ttaaagatat	gtatggaata	gtgtagttat	ttaattttta	ttaatatatt	13800
taggtgttga	ggttacggag	ggaaaaagat	atgatttttt	ttttttgtga	gtttatagtt	13860
tttttagaag	atagatatat	ataatgagtt	ttaatataat	ttgttggtat	attaatagtt	13920
taaaaaaagt	gttatgggat	tatatagaga	aaagaattaa	ttttgtttga	gttttaagga	13980
aggttttata	gaggaggtga	tatttgagtt	aagttttgaa	agatgagtag	attattatta	14040
ttattattat	ttgttttagg	taggtagtaa	aagagtatta	ggtaagtagg	ttaagggagt	14100
tggggttatg	gaggataaag	gtggtgagaa	tatgttaggg	agaaaaaagg	aagtatttga	14160

-continued

---

cggattata agaaataaaa tgtttataag taagttttat tatattagga tttattatat 14220  
aaagaattaa tttgagaaaag gagatatgtg atttgaatat tttgtggggg tttttgattt 14280  
atgaatttag gaagtgttta tttggaaaa tagaattttt gggtttttgg tctgttttta 14340  
gtaattaaag ggttattagg tttttcgttt aatatttggg ataaagtgtt tggatggatt 14400  
tgtggtcgt tgtgtttttt ttggattttt tgtttatgaa tgaagtagaa ttttttttta 14460  
ttatttgtga tttaaatttt tgttttaaat ttttcgtaat atttttcgag aacggttttt 14520  
atttgttatt gggttgttta gtatttattt ttttttttg ttaataagga gttatgtagg 14580  
gttttttttt atttaggaaa tagaaaaata ttttggttaa atatagtatg ttgtatttgt 14640  
agttttttgt tatttaagta tatattttta aattaaagta taaattaaag gaagtgagag 14700  
agagagagtg agtgtgtgtg tgtgtgtgtg tgtgtgtgtg tgtgtgtgtt 14760  
tttaagtatt tttattttgt ttatttaggt attaattagt aaatgatgtg aaatttttag 14820  
gtagtattga ttgtttttat gattattttt ttaataaat taaagtataa ttattaaatt 14880  
agataatgta taagtgtgga attttaagta tttttgtaat ttttaataag ataaaaatta 14940  
ttatttgttt agaattttta agaaaattag ttttaattata tatttataat attaattgttt 15000  
tatatttttag aataattttg aaatttaatt taaaatttat atgggaaaag ttattttttt 15060  
ttattttatg tgaatattat tgtttttatt ttgtttaagt gatttttgaa atgtgtttta 15120  
tatatgttta aattatgtaa ggggtgtgtt taaataatag ttaaatttat ttatattaat 15180  
tatatattat tttatagata aaatgtattg gttaatatta aatttataga atgagaattt 15240  
aaaagtttgg atttgagaat ttataaaaga gagtttttat atgtaataa tttattttta 15300  
ttttttttta gttgataaaa tgttattaat ttaagatttt gaatttgtgg ttataattga 15360  
aagttatata taattttttt gaaaattttt tattataaat aaataattta atttattaag 15420  
tattttaatt tttagtagtt gtgattatta gtaattttat tttttttaat attatagatt 15480  
aaataaaaata aaagtttttt attattgaa atttatttat agaaatggaa aggtaattgt 15540  
tattatttaa aaataaattt aaattattta ttgataaata atcggagaa aagatatata 15600  
gatgatttaa ataaatattt attttttata ttttttttt taggtatttt gttattttta 15660  
tttatatatt attttttagaa aaggaaaaata tgttgagat ggtaatttg tgtgaagcgt 15720  
atttgaat tttttttgtg taaagttaat ttattaatat agattaatga gaattgtttg 15780  
attttatgtt taaatttggg aggaaggtat taggattttt tatatttgat tggaaataga 15840  
ataattttt tatgtagagt tttgggagtt ttttgattat attaatgat attaagattt 15900  
gtttaggtta tgggttttta agaagaggta attttgttt tagagattat ttgataatgt 15960  
ttggagatat tattattatt aggggagggg gggtttttgg tatttagcga tgttattaag 16020  
tattttatta ggtataggat agtatttttt gaataaatta tttagttta aatgttaata 16080  
attagattt gaaaaattt tatttaata tattgaagaa tttaggata acgttattat 16140  
ttttaaatt atatagatat atttggtagt agtttttagat aagttgtaa aatgagattt 16200  
tgataattaa tattttaatt tttttttttt ttttagtttt attttgttat atagttatta 16260  
tatttgaatt taagtataa attttgaag tagaggattt aattattttt tattgttttt 16320  
ttaaaggtaa gaattatagt aatattgtaa gttatttttt aaaaagtta tattgagttt 16380  
attagttta ttgattattg aaaattatat aaatttttat aattggattt ttacggttga 16440  
aaaaaagta attgagaaa tttaaatttt ggtataaag tattattatt atataacgtg 16500  
tttataattg tttaaagttag ttaaggaatt atatagatta aagtttttaa ataatttaga 16560

-continued

---

ttattgtatg cggaaatatt tattaaaaga aatattattg tataacgtaa atggttaatg 16620  
 ttaattgttg agtatttata gtgttttttt ttaaggtttt aaatataatt ttagatttgt 16680  
 taagatgatt tatagtattt aatttatatt tggattattg gatattttat ttagggttat 16740  
 taatttatag ttttttaaaa aagattttta gttttaaata tttttggaat atttgggggt 16800  
 aatttaatga aagatattta attatagtaa taataattga tatttatatt aagtattatt 16860  
 ttaaatatat ttatatatat ttatttattg aatttttatt agaattttat gaggtatgtt 16920  
 ttgttatata tgagaattg aagtaaaatt tgttttagta atgtgtttga tgtataaat 16980  
 ttattaatgt tagagttgag gtttgaattt aagtgtttgg tttatattt ttttttttt 17040  
 ttattttatt atttttttt gagatggagt tttattttgt tgtttagggt ggagtgtaat 17100  
 ggtgtaattt tagtttattg taatttttgt tttttgggtt taagtgattt ttttgtttta 17160  
 gtttttcgag tagtgggat tataggcgtt tattattacg tttagttaat ttttgtattt 17220  
 ttagtagaga cggggttttg ttattttggt taggttgggt tcgaattttt gattttagggt 17280  
 gatttttcg tttcggtttt ttaaagtgtt gggattataa gtgtgagtta tcgcgtttag 17340  
 tttttatatt ttttttattt atttattgtg ttataagaat tgagtttttt agattttaag 17400  
 tattatgaaa ttactgtatt tttagagatt tttaggattt ttggtttatt tattagatta 17460  
 ttgatttttt agtggtaaga aataaatata tttttatatt tacgtatata tatatataat 17520  
 ttaagtttg atttatagtt gtaattttat tgggtttata ttaaaatttt ttgaggttgt 17580  
 tattgaggtt gttttatttt gtaatagtta ttgttttttt tattgttttt agttttaagg 17640  
 aggggatgtt tagtgttata atttttgttt ttatttttag tatttttatt tatttattta 17700  
 atgggaatat aataattatt tattgattat atgttttagta gtgtattgtg tattagcgat 17760  
 atagaaatga taaatatagt taattttttt agtaaatttt tagtttaaag taggatttag 17820  
 attaagtga tttattatat tttaatgttg taagggttat gttaaatgta gaagttggat 17880  
 gttttgggag taataagaaa gaaacgttta atttagattt tggaggttag aggaatttat 17940  
 tagaggagtt aatattttgt attttaagta ttgaaaaagt agtagaaaag atattttag 18000  
 ggggagaggg gcgatgtttt ttagagaaaa agtattttac gtataaagaa atgaagtgga 18060  
 aatgtttaag gtgtatttga gaattgtagt tttttatata gttggaaaag agagttgttg 18120  
 tgagtgggga gtgagagatg agaagagtaa tttgagtaag gtttttagta tgaagggtta 18180  
 tttttttgt agagaatttt ggaatttgtt ttataggtag taggtaaatt ttttaaggaa 18240  
 ttttaagttt agggggatt ttataaaaat tatgaataaa tgggttgaa tattttaggg 18300  
 acgtgagaga gtgttagaga tagttttaat atagttaga atgggttttt aggagaggtt 18360  
 ttaagatatt ataattatat ttgttatgat aatattaata cgaataagtg tgtataggat 18420  
 aattgtttat ttaaagttaa tttgaatatt tgaggattag atttgtgatt ttggttataa 18480  
 tgattttttt tttaaatatt tttgggaatg gtatgtaaaa atataagaat ataataaaag 18540  
 ttttaaagtt tttaaagttt tgtagagtag aaaagaaatt tattttttt attttaattt 18600  
 tgtaagtttt tagtaatatt gataaggaaa aagtatttaa taagtattt ttaagtattt 18660  
 ataattttgt taatttttt tatgaacgaa atttttaaaa attaaagtta ataattaagg 18720  
 gaaaaatta gatttaattt aaaatttttt atgagttaat taagaaaaat aatagtatta 18780  
 ttattttatt aattaaagtt aatgtaaaaa taaataaata aaaaaaaaa taaataaaaa 18840  
 tagtagaatt gtcgtttttg ataggtttat tgaggtttgt atgtttaagt tatttattag 18900  
 aagtattgtt ttagattatt ggaaaatttg taaaagaaa tttgaatgtg atttatttat 18960

-continued

---

```

aacgttatta aatttagtaa gaatgatttg agttataatc gtatatgaat atatatttgt 19020
atTTaaatgt aagagaaaag aattaggtaa tgtagagatt tgttgatttt tTTaagttat 19080
tattattttt aatatattga aaatattaag ttagaatat ttaatttttt aattagaata 19140
ttcggttttt tTTaaatttt ttaatatag ggagttTaaa gtttagaggTg aaatgTaatg 19200
aatagattat tTcgtTgggt atatgtagag gttTgtgaat tGtatatatg attttgtgta 19260
taatgagttt tTtcggTatg TggTatatTTt attTgattag ggatagaatt tTaaattTtg 19320
tattgtTgtt tTtTgtgagta gaattaaatt taatggTata tgaatgTaaa tTtttatgat 19380
tTaaattgtag tTttttataa gaaatgTttt tTttattTta aaaagaaagg gggaaaggat 19440
aatagaaata gtagTaaTaa tTtTcgtgaa aattTaaagt tatgtTaaTg taggtTattg 19500
ttggTgtttt tTtttatagT tTttTaaagga ggaaagatgt tTtaattaat aaagTtaatt 19560
tTtTtaggta taagTttttt gtgtTttatt tagattTgta attatatata gggaaatttt 19620
tgattagttt taattttttt agTgtTaaat cgaattTgaa gattggTtaa tacggatatt 19680
taagTtatag aaggagagat agatataTTt tTttgtTgat atgttatatt gggagatatt 19740
ttatcgtatt TgatagTttg tTttttagTg atgttatatg aatatgttag ggtaggTatt 19800
ttgaattaat tTttttgtTt agaagattTg aattttttTg tagtagTttt tatatatTga 19860
agatattTtag agagaatttt agagggcggc gttatcgtga gagggTattg ttggTgagtt 19920
atTtttaggt tatttatatt ttgtTttatt tagagtagTg gtatatTTtt ttattgggta 19980
tattattagT tTttattTaa atgaaaggat tcgtggTtga gtatataagT aaataaaaaa 20040
atgaaaatta ttgtTttagT ggaaaaatat tataaaattg taaaataggt tattaatagT 20100
aaaagTattt atttatagaa aatttttatat atgcgataat tagataaatt gaatgtattt 20160
tTaaaatagT ggtagTttta ttataattta aattTgtttt tagaagTtta ttatgtattt 20220
tTtaattttt taagTtttat tagttggTtt aatataaatg TgtagattTg agattTaaaa 20280
ttagtattaa aataataaaa aataaaaaata aagaaaatat aaagTtgata atattTaat 20340
aattTgata aggtTtgaag agTaaaggaa gattttatat gttagTtaa tattTaaaag 20400
atTtggTtat aagTttttga taattgggaa atattataaa atatagTatt tTttTaaatt 20460
tagttattTg ttgtTtagtt tTttatgatt TggttatTta ggTtatattt ttgtTtattg 20520
ttattTaaata cgtTttttta gatattTaat tTtttttttt TgattTtaat attTgtTttg 20580
gtttTgtttt aaataatatt gtttatgaag ttataggTtt aatataaaa tTaaataaatt 20640
tTttTaatat ttagTtattt ttatataaaa tataagTatt attaaaataa aatgtTtagg 20700
tattattTaa aaatggTggT atatgattga TggaaagTaa agTttagTat acgtTtaagg 20760
ataagggtgt TggTtttata ttggggagtt aggattTtgg tTttattgtg ttgtatgatt 20820
gggtTttagT tTttttattt gTaaaatagg aataataaaa gtattTaat tacggTatag 20880
tTaaagaagat taaaattagT taatttatat aaatgtTtaa aatagTgttt Tgtacgaaat 20940
tTttgagTaa atgttagTta Tgatgttatg atggTgatag Tgattaatat tatagTaaata 21000
atgatagTta aattgTaat tTttaaagat tatagTgatt atttttattt aaaaatata 21060
tTtaggatat aaatatattt aagaaaatat gTttttatat ttgatattta tattaatata 21120
TgtttTggTg atataaaagt tatttttatat TggtTtaacg taattttatt ttgaaaatat 21180
ttatgtgata ataggaatta gattTtgttt aaaaattata attTaaataa attattTgtg 21240
tagaaaaaaa aaaattaaaa aattTtaata cGatagaata tataggTttt tTttttattg 21300
tTtaaaagta cgtTaaataa aattttattt ttgtatgTaa ataaaagTtt taaaatatg 21360

```

-continued

---

```

aatatattgt attaaaatat tttatattgg aaaaaaatga gaatttttgg tatttttagaa 21420
tgggtgttttt ttttattatt tatgtattga aatttttaggg taagaaaagg gtttagattaa 21480
ttttgaaagg ttttaaatat taaattatat tattgtgtta gtattttaag attaattagt 21540
attttttaat gataaaaaag gttatagtga gatttagagg tgtatttttt gaaattgttt 21600
taaattatta tataaatgtg gttttgataa tataaatgg tttttatttt aaattaatta 21660
gttttatttt tttttttgga ggtgtgaaag gggttagggg agtaagaata gtagtgttta 21720
tttttagtat ttttttatta ataaaaagat ggatggagaa atattaagaa tgataaattt 21780
taacgctaaa atgatatatt attaaagtat atattaatgt atagttttat aagtaaatatt 21840
gagtgatagt aatgtttata aagtttttaa attttttaaa agtaattaa gttgtttgta 21900
tttttttga atgtgtaatt tttgtttatt tttttttatt taagtttaag ttaaatgacg 21960
ttaagtttgg ttttaaaaa gatttaatga ttatgtagt ttttttttat taaaatatat 22020
ttaattataa gatgtagtat tatatatatt gtattttatt tatttttagg gtaaatgttt 22080
gaaatagtat gttatttttt agtttagtag gaaaaattha tgagagaagt aggtatattg 22140
taatgttatt ttattttttt ggtgttgatt ttttttatt agtaattatt gtaataaaat 22200
tttttaattg tatttttgaa tataaattgt ttaagatatt ttatagggag gtacgttata 22260
agagtttagt atttagtata tgtaagaata atattttatt agaaaaagaa attgttaaga 22320
ttatattttt attgaaaaaa gaagaagggtg ttttgataga ggtttgttta gttttttaat 22380
gagaggattt aaaacgtttt ttatttttga tagtatattt ttttatttat tttttaaata 22440
agtgatttga aatatttata attagatagt atttaatttt aggttttaag tgttttaata 22500
gttttatgaa atagattag tagttgtaat atagaattat ggtgaataaa ttttttataa 22560
agaggggttt gtttttatag aatgtttagt gtttttgat ttatttaata gaaaaaaatg 22620
ataatgagaa agtataatat atatttgtat ttttaaattha ttttaatttt aattaagtag 22680
tgaaaaagat tattattttt ttttttgaaa tttgtataaa aattgtgagt tttgtgggg 22740
taaaaaagt ttgattattt gaaagttaga atgtgaattt ttttaatttt taatttttta 22800
taataatagt tatcgttttt ttgttatttt atttttttta aaattttaaa aaatttaatt 22860
ttagtgataa aatgtttaaa atgaaatatt aagttatata aatatatttt tagatacgtat 22920
attagttatt tagagtttgt aatagagatt gaaaatatga aattggatat tttatttttc 22980
gtggttatgt aaaattttat tatattttta agtataatat aaataaaaag gaaattttta 23040
gaaatggagt atttgttttt tttttttttt ttttaattta aagagtttta ttaaaagaaa 23100
aaaataaatt atagtaaaat gataagtaat ttatttgta gttattcgtt aaaaaagaaa 23160
tttttatgta attttttttt ttagttttta gaaatttttt gaaatttagt atttattttt 23220
tttaataatt aataattatt attttttttt atataattat ttttttttat ataaatttta 23280
agattttaaa aatttttaaaa ttttaagttta ttatttaaaa gaagtgttaa ttgtgagtat 23340
atatataat gtgagacgtt ttattttgga aatgagaaat ttaattttta atatttaata 23400
aatattaata aaaagaaaat aattgagtaa attttatttt agttataatt gtgaattaat 23460
cggtagttat aatggttttt aaatattgaa atatattatt tttaggaaat ttataaagga 23520
aaataggttt ttgaaaatta tattgattgt agatttttat ttattatgaa agataagtat 23580
atattattaa taattagaga aaggagatat ttttaataaa ttttaattatg ttgtttttta 23640
agttgtagtt gttaaaggtt ttaatatttt tgtatagtta tttttaaata cgggtttaat 23700
tttgaatgat ttataatttt taattagggt gaataaatta tttttacggt ttataataat 23760

```

-continued

---

```

aatgtgggt gtagttatgt ttgttttoga tattgttgtt ataaaaatta gatttttgta 23820
gttttgtttt atataaaata atttgttttt tgttattatt gttttttggt ttttgggata 23880
atgttatttt taaaaatata taaatgtttt tgaatgtagt tttttaaacc gtttcgtatt 23940
acgtattaaa tattttttgg ggggattttt tttttatttt ttttagtttt tggtttttta 24000
ggtttaagtt tghtaataat attttaaaag ataaaaaaaa aaaaaaagggt attgattttg 24060
tttaaaatta aatcgtattc gggaaaggaa ttttaagtata attttttttt taaggtttta 24120
aaaataaaaa taacgtaata aataaaaaaa ttatcgttaa ttttaatttt tghtagttat 24180
ttacgtgtaa gtgaaathtt agaagttggt gatggggagt tgcgggtgt taaacgtttt 24240
taagattttt atttaaatth cgtaggagtt cgtattgaaa ttgataaata ttcgaggggt 24300
tataaagtgg ttatagatga gaagaggaat aaaatgttat attttaggag gtgtatttcg 24360
ttttaataat tacggtgatt ttaggggtgt aagttaaaag gggtaaggga gaaagaaaat 24420
tghtaagtat gagtttttaa tgtgaaatth aatttgttgg ttttttagg tattagattt 24480
tggaaagtgt tghtaatgata gttaggaaag taaattaatg gttaacggtt tattgggttt 24540
gaatattaga gttttgttat ttttttatag attaagtata taatataat atatatatat 24600
atatatatat acgaagtgtt tttacgtgga attgttttgg aattaaata tacgttcggg 24660
cgttattttg tattttggta gaaagggtag agggatttgt attttttttt tttgttttta 24720
ggttaagatt tatgaatgat ttttaggtt cgttcgggat ggcggggaga ggcgtaggag 24780
acgcggtgag agaggatagt ttttatatta ttttttcgta tatattttta ttttagcgt 24840
aaattcgttg tttttatagg aaggagaaag aggggtggtg gtgaaggga atattatttt 24900
tttaagtagg gaagagatga taaaattaa attgcgtttt ttgttttcgt tttagttttg 24960
ttatcggatt cgttcgtaaa attttttaat cgtttcagat tgtttagaat ttcgtaaata 25020
aaggagaaa atttttttaa gtgttattaa acgaaagttc gggttgttgt gcggcgtaga 25080
ataaaataag tatataatcg tttattttta aatttcgttt tattacgtta aaaattcgag 25140
ttattttaag ttttattgtt tttttagatt tagtaggttt ggaaggagag aaaaatttgt 25200
tttatttagt taggtttttt tttttggaga agttataagt tttttatggt attcgttatt 25260
cagttaatg aacgcgattg ttttgataag gcgtttttta ttttatcgat tttggtaaat 25320
tghtaggagat atttagttta cgttatataa aaattattaa agtgggatcg tctagttga 25380
aaagttcgat tagtgtttgg agattagaac gcgagttttt aaagtatata cgtattcgg 25440
atcgggaaag tttaggcgtt tgtgattttt cgaaggattt tgggttagta ttttcgcgtt 25500
tggattattt aggggttat tagaaagtaa tatacgttat aagaaagatg tgggggagat 25560
ttcagatgtc gcgtttttgt taggtggagg cgggtgtag gtagaagtcg cgcgttgat 25620
tghtggatga atttcgttac gcgtaggttt cgcgtcagat tccgaaggga taggtaggtt 25680
cggaaaggat ttttggggtt tggggacggt ttttagggtg gagagtatcg ttgcggttcg 25740
agcgttcggt gtttttaggc gtgggttatt cgttttttaa gcgtttttcg gggacgtagg 25800
cgtttacgta tctgttagtt gcgcgttttt agtatttagc gttcggcgtt ttcggcggag 25860
tttcgcgtat ttttcggaa agtttggggg tttttttaat ttaggttttt tccggagttt 25920
tggggcgggg gttggaagaa ggggttattt atttcgtcgt tccggttcgt tccggttttc 25980
gaagtgtttg ttttagtcgc ggttagtgc gttcgttaatt aagtatttat tttcgttttt 26040
tttagtgcg aagttttttt ttcgcgttgt gtttttgggt aaaaaggat atttttttcg 26100
gttattttat aataaatagc gtatataagc gggggagaag cggggcggag ggagaagtcg 26160

```

-continued

---

gtttcgaggg ggaggaggaa aggagaggag ttaaaatttc ggattgcgat aggggggaaa 26220  
 ggagaagaaa agaaaatgag agagcgcgtt tagtcgctgt agtcgttatt tttcggtttt 26280  
 tttcgtagtt tttttttttt ttttaaggta gcgataaattt tacgtggata ggatggaagt 26340  
 tttgcgcgga agtcgggaac ggtcggagcg tgcgtcgcgt tgcggtagt ttcgtatttg 26400  
 cgtaggagg tggggcgggg gcgacgtcgt tatcggttat tgcgggttcg tgaggtcgtc 26460  
 gggggtttcg ggggaggtcg ttagggacgc gggggcggc ggcgcgcggg ggatttattt 26520  
 cgtttttatt tgatttcggg tgattgttta ttgttatggt ttgcgatttc gcgtggggat 26580  
 cgtttagggt ttcggggttt tggatgttcc ggggtgcgtc gtcgtaattt tcgtgttttt 26640  
 cgcgtcgttt ttatttcggt tttattcggg tcgattcagc cggttgtagt ttttaggttg 26700  
 aggggaggga ttcgcgatcg cgtttttttt tttgggtcgg agagtattg tcgattttta 26760  
 tttgtttttg tgggtagtt ttcggaattg tttggaattt tttcgttatt tagttttttt 26820  
 gtgtaggtta ttgcgggttt tttgtcggat ttttttttat ttattttaag ggaggagata 26880  
 gaagggatth cgtttatttg taataacgtg aaataaaaat taatttagat tagattgggg 26940  
 cgtttttttt gacgggagga aatatttttt ttcgtggaga tataatgttat gaaggattaa 27000  
 gcggtttggg gataggttgt gttcgaagg gtttgggttt tttttagtgt tgttgggtgt 27060  
 aggtataggt attcgtttta gacgttttaa ggttaggtag taacgattta tttttaaggc 27120  
 ggcgttagag tttttttagg tatattgttg aaatgatatt tcgtgtttta gttttttgcg 27180  
 tatgtattac gcgattatat aggatttac attttatatt tatacgtgtg tatgttataa 27240  
 ttaggggata tagtaaagg agacggaata aataatttat aaattttgta tttatttaat 27300  
 tatttttttt aaaaatttat tgtttatttt agcggtattt tttttgttat attgataata 27360  
 aatgttttaa tttattgata aattattgag tgttaattat tgtattggtt atttatggta 27420  
 tatgagttta ttttaatttt atgataattt tacgggtggt attattaagt cggataaaaa 27480  
 gatgaggaaa ttaaagttaa aagaattatg agtgattttt ttaaagataa atttagtggg 27540  
 ttttaattat aaagtttatg atataataat ttttatatta ttttaggtgt ggtttaagag 27600  
 attatagatt aattcgtaga aattattttt atttaagaa agtttagttt taatatattt 27660  
 attaagttag gttttgaaaa aggttttaga aaaagatttt attttttatt ttaggttggt 27720  
 tttatgtaat tgatatgagt attgtttaat ttaaaagtag tattaatttt gaatatttat 27780  
 ggttataatt tattttttta tgagtgggga attatttata atgtttaaga ggttttagaa 27840  
 aaggtggtgt tgtaaattha aaatgataaa ggtagtcgtt gttgttttta ttatttattg 27900  
 ggtgtttttt ttttagattt tattttggag ggtgtaggta ttgttaggta taatgttttt 27960  
 ttttttggtt ttaaggtag aaagggtttt ggtagtgggg ttggtataaa gcggatttggt 28020  
 agtatggttg agagtatatt ttggtttaac gaggaatggt agttaatata tattggagag 28080  
 aaaaatatga atggatagat ttaattaatt ttgtagattt atttttttta ttttatatgt 28140  
 gagaaaatta agggtttaga atttttagaa gtttgtaaat aaatggtaga tttgagtttt 28200  
 aagttagttt ttatttaagt ttatttttag ttattgtgat gttattatta gtattaatgg 28260  
 tatttagaaa aatagtaatt tttttaaata tgtaatatata tataagttaa atatgtaatt 28320  
 taaatgtttt gtgaattata gtgtttaaga atgtttttgt gttatagtaa atattatgta 28380  
 aggattaagt ataagtatga atttaaatatt gtttttaaaa ggtaataata ttttgaattt 28440  
 tattttggta taaaatatta tgtgttagtt ttatttataa ataaaggtgg gagatgtatg 28500  
 atttgaataa aataaaaatt tatattttag tatattgtta atataaatat aggggtgggt 28560

-continued

---

```

tttttagtat gtttttttgt atttttttaa agttagattt tttagttata ttgattttgt 28620
ttttaagggt attttgtttt tgtatagttt tttgtatatt tagataagaa tatatgtata 28680
gaaattatth ttaaaattha ggataatata ttagttatth gattttatat tattatthtt 28740
taatagtgtt ttaaaatata tatatattaa tatggatatt attaggtgtt agataaaaacg 28800
ttaatthtta gtatatatth gaaataagtt taatatagga aatagaatth tagggttata 28860
aaggtaaaaa tgtattgtth gtttaaatga ggthttatth ttagtattta tattgaatat 28920
tattthttata attatagttt ttcgthttat attattgatt taatatgtat thttaaataa 28980
thttatthtta ttaaaatagt thttttgata aaggatattt thttatagttt thtaaatgg 29040
aaaatthaata aaatthcgtta tgaatagaag atgattthgt aaaggaatth atattgtaga 29100
aataaaagtt atthttttatg tattatthta aattatthtta tatatagtht gagaaatatt 29160
ggthtaaaaga attatathtt atatgthttt taggthttatt aagagatatt thtaagthtt 29220
thttthtttat aatcggaata aaatgthgtg thtaatthtat thtgaggttat thttthttta 29280
atthttgtgtt thtttaatta thgtthtttt tgtthtaaat atatttgaag thtttgaagt 29340
tgaggcgtth thttaaaatt tatgtattat thattgthtt atthattatt thatttgtgg 29400
taaaatgtaa ataathttata aatgtataat taaaaagtaa atthttthtt tgaaatattg 29460
tatcgthttat thattathtt thtttagttat thattagtht agtagtgtaa tatagtatag 29520
ataatgaaga agagagggaa agtagaatag tgggagaaac gtaaagggth tagaaagata 29580
tatgggggaa attgaagtha gagatthgtt gttagattht tgaagtgatt taaaaatatt 29640
agthggthtt gtatgatatg agthtaggtht thagaatatt tgtatatgtt taatthtagtt 29700
tgaaaagggg tgtgthtttg gaggagthgg gagataaaaa atataagatt thtatagggtta 29760
aattagthga aatataagat thattthatta gtaathtttt taattaatth thttggaatg 29820
ggatgthttt gtatthatta thttatthtt gthttatthtt taaacgtgta tggatthgtt 29880
thggtatttag atthttgtata agthtaatta aataaagcgt thtaggagtht tataatthta 29940
aatataatth thgtthttat thttthttaa agtaathttta agggaaaaat tag 29993

```

&lt;210&gt; SEQ ID NO 4

&lt;211&gt; LENGTH: 29993

&lt;212&gt; TYPE: DNA

&lt;213&gt; ORGANISM: Artificial Sequence

&lt;220&gt; FEATURE:

&lt;223&gt; OTHER INFORMATION: chemically treated genomic DNA (Homo sapiens)

&lt;400&gt; SEQUENCE: 4

```

ttggtthttt thtttaaggth gthttttaa taaatthaaa taaaatthatt gthttggatt 60
atgagthttt agagthttt gthtaattht atthtatataa aatthaatgt taagatagtg 120
thattgtatgt thgaaaaata aataaatagth aatggtaat tgtagaggta thttatthtt 180
gaggagthtg thaaaggaat tgttaataag tgaatthttat atthttattg atthattthta 240
taaaagthtta thttthttat thttthattt thttthaaat atthttthtt thagattgag 300
thgaatatgt aataatthtt tgagagthttg atthtatgtht tgtagggtht atgggtgtht 360
thgaattatt thaaagaatth ggtagtaggt thttgattth aatthttthtt atgtgthttt 420
thaggthttt tgtgthtttt thattgthtt atthttthtt thttthttat tgtthgtatt 480
gtattgtatt atthggthta tagatgthtag ggaagggthaa tgaatthttg gtataatatt 540
thtaggaaagt gattthgtth thaatthgtgt atthtatgaa tgtthgtatt thattataaa 600
taagatagta agthaaataa taaataatatt atgaatthtt aaaaagatgth thaatthttag 660

```

-continued

---

agattttaag tatatttttag ataagaaaag taataattaa ataagtatag aatttaaaaa	720
gtaaatatttt aaagtaaatt ggatataata ttttgttttg gttatgaaaa ggggagggtt	780
gaaaatattt tttggtgagt ttgagggata tatggaatgt aattttttaa attaagtgtt	840
tttaaattgt atgtgagata attttaggtg gtatatgaga aataattttt atttttataa	900
tataggtttt tttgtaagat tattttttat ttatggtggg ttttattagt tttttattta	960
tgggtattat aaaaaatggt tttttattaga taaatttatt taataaaaaat agattattta	1020
aagatatata ttaagttaat aatatagggt ataggtttat aattataaaa gtgatattta	1080
atgtaaatgt tggaaaataag gttttattta agtaaataat atatttttgt ttttataatt	1140
ttaaaatttt gttttttatg ttaaatttat tttaaatgtg tattgaaaaat tgatgtttta	1200
tttgatattt agtgggtgtt atgttaatat atgtatattt aagataatta ttagaaggta	1260
gtaatatgaa gttaaataat taatatatta ttttggtttt taaaaataat ttttgatat	1320
gtatttttat ttagatgtat aaaaaattat gtaggagtaa agtgattttg aaagtaaggt	1380
tagtgtaatt gaaaaatttg attttagaag ggtataaaga aatatgttaa gaaaatttat	1440
tttatattta tghtaataat atgttaaagt atgaattttt attttattta aattatata	1500
tttttatttt tattttagag tgaaattagt atataatggt ttatgtttaa atgaaattta	1560
aaatgttggt gttttttgag gatagtatta aatttattat tgtatttaat ttttatatga	1620
tatttgttat agttatagaa tattttttaga tattatgatt tataaaatat ttaaattgta	1680
tatttgggtt gtaatatatt atatatttaa aagaattatt atttttttga atattattaa	1740
tattaataat agtattatag tgattaagag tggattttaa taaagggttg tttgaaattt	1800
aggtttggtt tttatttaga agttttttaa aattttgagt ttttagtttt tttatatgtg	1860
aaatggagaa aataaatttg taaaataat taaatttgtt tatttatatt ttttttttta	1920
gtgtatatta attggtattt tttgtaggt tagaatgtgt ttttaattat gttttaaatt	1980
tgttttgtgt taattttatt gttagaattt tttttatttt gagaattaga aaaggaaata	2040
ttatgtttg taatgtttat atttttttaa ataaatttgt aggaaagaat atttagtaag	2100
tgatgagagt agtaatgatt gtttttatta ttttaaaatt ataataattat tttttttaga	2160
gttttttaag tattttagat aattttttat ttattaaaaa ataaattgta attataagta	2220
tttagggttg atattgtttt tgaattagat agtgtttata ttatgtgtat aagattaatt	2280
taaagtagag gatgaaattt tttttttgaa ttttttttag aatgtaattt agtgaatata	2340
ttaaaattaa attttttttg aatgggagta atttttatgg attaatttgt aattttttag	2400
attatattta aggtaatgta gaggttgttg tattataggt tttgtgatta gagattattg	2460
gatttgtttt tggaaaagt atttatgatt ttttgggttt tggttttttt attttttata	2520
ttggtttaat aatgattatt gtagagttgt tatggaagtt aaatgaattt atgtattata	2580
agtgattaat ataattgatt atatttagtg atttattaat aaattaaaa atttattatt	2640
aatatgatag agaagggtgt gttaaaatag ataataggtt tttggaagag gtgattaaat	2700
ggatgtaaaa tttatggatt gtttattttg tttatttttg ttgtgttttt tggttgtggg	2760
atatatatgt gtgggtataa aattgtaaat tttatgtagt tgtgtagtgt atgtgtagaa	2820
ggtttagata tgaaatgtta ttttagtaat gtgttagag aagttttgat gttgttttgg	2880
aagtaagttg ttgtgttttg atttttgggt gtttgggatg gatgtttata tttgtattta	2940
gtagtattgg aaggggttta ggtttttgt agtatagttt attttttagat tgtttagttt	3000
tttataatat atatttttat ggaaaagggt attttttttt gttagaaaaa gtgttttagt	3060

-continued

---

ttggtttggg ttggttttta ttttatgttg ttgtaagtag gtgaagtttt ttttgttttt	3120
ttttttgggg taagtggaaa ggagtttggt agggggtttg tagtggtttg tataggggaa	3180
ttgggtagtg agagagtttt aggtaatttt gggggttgtt ttatagaagt aggtggggat	3240
tgatagtgtt tttttggttt agggaggaga gtgtggttgt gggttttttt ttttagtttg	3300
gaggtttag ttgtttgagt tggtttgggt gggggtggg tgggggtggt gtggagggtta	3360
tggagattat ggtggtgtta tttgggatat ttagggtttt gaggttttgg gtggttttta	3420
tgtgagattg taaattatga taataggtag ttatttgagg ttaaataaaa atggagtggg	3480
ttttttgtgt gttgtgtttt tttgtgtttt tgggtgtttt ttttgaggtt tttggtggtt	3540
ttatgagttt gtagtagttg gtggtgatgt tgtttttgtt ttattttttt gtgtaagtgt	3600
gaggttgttg gtagtgtggt gtatgttttg gttgtttttg gtttttgtgt aaaattttta	3660
ttttgtttat gtgaagtgtt tgttgtttta gagaggggga aagagtgtg ggaaggttg	3720
gggagtgatg attgtggttg ttgggtgtgt ttttttattt tttttttttt tttttttttt	3780
ttgttttag tttggagttt tgggtttttt tttttttttt ttttttttgg agttggtttt	3840
ttttttgtgt ttgttttttt tttgtttgtg tatgttattt gttgtgggtt ggttgaaggg	3900
gatgttttgt ttttattaga ggtatagtgt gaaggggaaa ttttgatatt ggaaggaatg	3960
agaataaata ttaattatg gatgtattga attgtggttg ggatagatat tttgggaatt	4020
tgaggtggat tgggtgatga ggtgagtgat tttttttttt aatttttgtt ttagggtttt	4080
tgggggagtt tgagttgaga gaatttttaa attttttggg aaagtgtgtg aggttttgtt	4140
gggagtgttg agtgttgggt attgaggatg tgtagtgtga tgggtgtgtg gtgtttgtgt	4200
ttttgggggg tgtttggagg ttgggtgttt tatgtttgag ggtttgggtt gtttggattg	4260
tagtgggtt ttttgtttta gaagatgttt ttaagtttta agggtttttt ttgagtttgt	4320
ttgttttttt tggggttgggt gtggagtttg tgtgtaatgg agtttattta gtagtttagt	4380
gtgtggtttt tatttgtatt ttgtttttat ttggtagagg tgtgagtatt ggggtttttt	4440
ttatattttt tttatgatgt gtattatttt ttgatgattt tttagatggt ttaggtgtga	4500
ggatgttgat ttagagtttt ttggagggtt atagggtttt gggttttttt ggtgttgggt	4560
gtgtgtgat ttaaaaggtt tgtgttttaa tttttaggta ttgattgggt tttttaattg	4620
tggtgatttt attttaatag tttttatgtg gtgtggattg aatgtttttt gtagtttgtt	4680
agggttgggt aaattagagg tgttttgtta gagtagttgt gtttattggt ttgagtagtg	4740
ggtgttatgg aaggtttata atttttttaa aggaagggat ttggttgggt agagttaggt	4800
tttttttttt ttaagttttg ttgggttttg ggaggtagtg gaatttgaag tggtttggat	4860
ttttagtgtg gtgaagtgag gtttggaggt agatgtgtgt gtgtttgttt tattttgtgt	4920
tgtatagtaa tttgaatttt tgtttggtag tatttgaaag agtttttttt ttttgtttgt	4980
gagattttga atagtttggg gtgattaggg aatttgtgga ttgagtttgg tggtagagtt	5040
ggggtgaaag tagagagtgt aatttaattt ttgttatttt ttttttgttt gggaggatag	5100
tgtttttttt tattattatt tttttttttt ttttttatga agataatgga tttgtgtttg	5160
gggtgagagt gtgtgtggga gagtgggtgt gagattgttt tttttattg tgttttttgt	5220
gttttttttt gttattttga gtgggtttag agagtatttt atgaatttta atttgagggt	5280
aggggaggaa ggtgtaggtt tttttgtttt ttttgttaag gtgtagaata gtgtttgggt	5340
gtgtgttttg gttttagagt agttttatgt ggagtaattt tgtgtgtgtg tgtgtgtgtg	5400
tgtgtgtgtg ttgtgtattt gatttgtgag gaggtaatag gattttgggt ttaaaattta	5460

-continued

---

gtgggtggtt ggttattagt ttgttttttt ggttggtatt atagatattt ttaaaatttg	5520
atatttaaga gaattaatag gttagggttt atattaaggg tttatattta atagtttttt	5580
ttttttttta ttttttttgg tttggatttt tgggattaat gtaattgttg gagtgaata	5640
tatttttttg aatatggtat tttgtttttt tttttatttg tggttatttt gtgaattttt	5700
gggtgtttgt tagttttagt gtgggttttt gtgggattta ggtgggagtt ttaggagtg	5760
ttaataattg tgggtttttt attagtagtt tttgaagttt tatttatatg taggtgattg	5820
ataggattga aagttgatga tgggtttttt gttgtttgtg ttgtttttgt ttttaaaatt	5880
ttagggaagg gattgtattt gaattttttt tttgggatg gtttgggttt aagtagaatt	5940
agtgtttttt tttttttttt tgttttttaa aatattattg gtaagttaa atttgaagaa	6000
ttaaaaatta gaggggtg ggagagaatt ttttaaaaa atatttgata tgtgatatgg	6060
agtgttttag gagattgat ttaagatat ttgtgtattt ttaaaaaata tattatttta	6120
agaaataaaa agtagtagta ataagagata gattgttttg tgtggagtaa gattgttaga	6180
atgtgatttt tatgtaata atattgaaag tagatataat tatatttata tttattgtta	6240
taaattgtaa aatatgtttg ttttatttga ttaaagttg taagtattt aaagttaa	6300
ttgtatttag gaattgttg ataagaatg taaaattttt gatagttata gttttgaaag	6360
taataaatt agattgttg aaaatgtttt ttttttttga ttattagtga tatgtattg	6420
ttttttataa taagtaaagg tttataatta atatggtttt taaaagtttg ttttttttg	6480
taaattttt gaaaatagta tgttttaata tttaaagatt attgtaatta ttggttgggt	6540
tataattata attaaaata gatttattta gttgtttttt ttttattagt attgttgaa	6600
tatttgaaat tgaatttttt atttttaaaa taaaatgttt tatatatatg tatgtattta	6660
taattaatat ttttttaag tagtaggttt aagttttaa atttttaa ttttaagatt	6720
tgtataaaaa ggagtgattg tataaaaagg aataaattt attaattgtt aagaaaaata	6780
gatgttgaat ttagaggggt ttttagaagt tggagaaaa aattgtatag aagtttttt	6840
tttgatgggt gattggtaga tgagttattt gttattttgt tataatttat ttttttttt	6900
taataagggt ttttgggta aaaaaaaaa aggaaaaata agtattttat ttttaagagt	6960
ttttttttta tttatgttt attttgggt gtaaaataat tttatatagt tatgggaaat	7020
agagtattta attttatgtt tttagttttt gttgtaagtt ttaaatgatt gatgttgtgt	7080
ttaaaaatat attttatatg tttgatattt tatttttaata ttttatgtat tggaaattga	7140
tttttagga ttttagaaa gatagaatga tagaaagatg atgattattg ttataaaaag	7200
ttagaatggt aggaagtta tatttttaatt tttaaataat taaatttatt ttgttttata	7260
aaaatttata gtttttatat agattttaag aagaggggtg ataatttttt ttattattta	7320
gttaagtgtt aagtaattta agaagtgaag tatgtattat gtttttttat tattattttt	7380
ttttgttagg taaatgtaag aatattggat attttgtaaa aataggtttt tttttataag	7440
gagtttattt attatagttt tgtattgtag ttgttgatta tattttatgg agttgttaa	7500
gtatttaaaa tttaaaatta ggtattgttt ggttgtaaat attttagatt atttatttaa	7560
gaaataaata gaaaagtgtg ttattaaaa taggagatgt tttgaatttt tttattgaag	7620
agttgaataa atttttatta aaatattttt tttttttttt agtgagaata taattttgat	7680
agtttttttt tttaaatgga tattattttt atatgtatta aatgttaaat ttttataatg	7740
tgtttttttg tagagtattt taaattaatt atatttagaa atatagttgg gggattttat	7800
tataatgggt attagtgtaa gaaaattaat attaggggaa tgggttggtta ttgtagtga	7860

-continued

---

tttgtttttt ttatgaattt ttttgttaa attaagaaat gatatgttgt tttaggtatt	7920
tgttttggag atgggtgaga tgtaatatgt gtaatgttgt atttatagt tagatgtgtt	7980
ttaatgaagg ggatattgta tagttattaa attatttttg gagttaaatt tgggtttatt	8040
tagtttgaat ttaagtggaa gaaaatgaat aagagttata tatttaaaag aagtataagt	8100
aattttgatt gttttaaga ggtttgaaga ttttgtaaat attattgtta tttaatattg	8160
tttgtggagt tgtatattaa tatatgtttt ggtgatatgt tttttatgt ttgaaattg	8220
ttattttag tgtttttta tttatttttt tattagtaaa gagatattga aaatgaatat	8280
tattatttt attttttaa tttttttat attttagaa aaagagatga aattgattaa	8340
tttaaatag aaattttt gtgttattaa aattatatt atatagtgat ttgagatagt	8400
tttagagagt gtattttga gttttattgt aattttttt gttattgaaa ggtgtaatt	8460
gattttaggg tattgatata atagtatagt ttgatattg aaattttta gagttggtt	8520
ggttttttt ttatttgag attttagtgt atggatgatg aagaaagata ttatttaaa	8580
atattagaaa tttttattt ttttaatat gaaatgtttt aatatagtat gtttatatt	8640
ttaaagttt tatttatata tagtaagtaa attttttta atgtatttt ggatagtagg	8700
agaaagatt atagtttta ttgtgttaga attttttagt ttttttttt ttgtataggt	8760
agtttattta ggttataatt tttaggtaaa gtttgatttt tattattata tgaatattt	8820
taaagtgaaa ttgtgttaaa ttaatgtgga atagttttg tattattaag gtatatatta	8880
atgtagatgt taaatagag agtatatttt tttagtata tttatatttt aaagtgtatt	8940
tttaataaa agtggttatt gtagttttta gataattata atttggttgt tattattatt	9000
ataatattaa ttattattt tattataata ttatagttag tattattta ggaattttgt	9060
gtaaaatatt gtttaagta tttatatgga ttagttaatt ttaattttt taattatgtt	9120
gtaaatagg tatttttgtt atttttattt tatagataag gaagttgaga tttagttatg	9180
tagtatagtg gagttaggat ttttaatttt tagtatgagg ttagtatttt tatttttaag	9240
tgtgtgttg gttttgttt ttattagtta tatattatta ttttaggtg gtatttgaat	9300
attttgttt aataatatt atattttatg taaggataat tagatattag aaaaattgt	9360
taaattttgt attaaattg taattttatg ggtaatttg tttgagataa gattaataa	9420
agtattgaag ttaaagaaa aaaattaagt atttgaagaa atgtattaag taatagtgaa	9480
taagaatag gtttaataa ttatagttat gaaggttga tagtaaatga ttgaatttg	9540
agaaatgtt tattttgtaa tgtttttta ttattaagaa tttatgatta gattttttaa	9600
atatttaatt aatagtgga atttttttt gtttttaag ttttattaa attggttaaa	9660
tgttattaat tttgtattt tttgttttt gttttttgtt gtttaatgt tggtttgaa	9720
ttttaaatt gtatattat gttgaattaa ttaataaggt ttgaagagtt aaagagtga	9780
tgatggatt ttggagtag gtttaatta taatggagtt gtttatatt tggaaatata	9840
tttaattat ttggtattg tatgtgtaag gtttttga ggtaaatatt ttgttgtta	9900
ataattgtt ttataattt atagtatttt ttattgaag tagtggttt tattttttta	9960
ttatttata tatttagtta tggattttt tatttaaatg gaaattgatg atatgttag	10020
tagagaaatg tgttattgtt ttaggtgaag taggatgtag gtatgttgag aatgatttat	10080
taatagtatt ttttatggt gggtgtgtt tttggagttt ttttaagtg ttttaaatgt	10140
atggaaattg ttgtaaaaa atttaagttt ttgataaaa ggggttaatt tagagtatt	10200
gtttaatat gtttatgtgg tattattaaa aaatagattg ttagatagtg taaatattt	10260

-continued

---

tttagtgga tatattagta gaaaggtggt tttatttttt tttttataat ttgagtattt	10320
gtattaatta gtttttaaat ttgatttagt attgagaaaa ttaaaattga ttaaaatggt	10380
ttttgtgtgt agttataggt ttgaatgagg tataaaggat ttgtatttgt aaaggttgat	10440
tttattaatt agaataat ttttttttta aagattgtaa gaagaaatat tagtagtggt	10500
ttaatttgat atgatttttag atttttatgt aaattattgt tattattttt gttatttttt	10560
tttttttttt ttttaaaatg aaagggatat tttttgtgaa agattataat taaattataa	10620
aaatttatat ttatgtgta ttaagttaa tttattttat aaaagtaata gtatagagt	10680
tgaattttta ttttaatta agtaggtgta ttatatattg ggagggttta ttatgtataa	10740
ggttatataat ataatttata gatttttgta tatatttaatt ggagtgattt atttattata	10800
ttttattttt gattttgaa tttttaatgt taaaagattt gaaaagaatt gaatgttttg	10860
attaagagat tgaataat taaattaat ttttttagtat gttgaaagt atgatgattt	10920
gggggaatta gtatattttt atattattta attttttttt tttatatttg aatgtaaatg	10980
tatatttatg tgtggttatg atttaagtta tttttgttaa atttaagtgt gttgtaggtg	11040
aattataatt agattttttt ttgtagggtt tttagtaatt taaaataatg ttttttagtag	11100
gtaatttaag tatgtaaat ttaataaatt tgttaagaat ggtaattttta ttgttttatt	11160
ttgttttttt tttgttttg ttgtttttgt attaatttta gttgataaga tgatggtatt	11220
gttatttttt tttagtgatt tatgaagaat ttaatttag gtttagtttt tttttttaat	11280
tgttgatttt agtttttaaa ggtttttgtt atgaaaatgg ttagtaaagt tgtgggtatt	11340
tggtaaatgt ttgttaaatg tttttttttt attagtgttg ttgaagattt gtaaaattag	11400
agtggtatgg atagattttt tttttatttt gtatggtttt gaagattttg gagtttttat	11460
tgtattttta tatttttata tattattttt aggaatattt agagagagaa ttattgtaat	11520
taaggttata ggttaaat ttaggtattt aaattagttt taggtggata attgttttat	11580
atatatttgt ttgtattaat gttgttataa taaatatagt tataatattt tgatgttttt	11640
tttgggggtt tattttggat tgtgttgaag ttgtttttaa tattttttta tgtttttaag	11700
atatttaatt atatttggtt atgattttta tgaggttttt tttggattta aaatttttta	11760
aaaaatttgt ttgttttata tagggtaaat tttaaaattt tttgtagga agataatttt	11820
ttatattgag aattttggtt aggttgtttt tttatttttt tattttttat ttataataat	11880
tttttttttt agttgtatgg aaaattgtag tttttaaata tattttggat atttttattt	11940
tatttttttg tgtgtggaat gttttttttt tgaaaatat tgtttttttt tttttgtaa	12000
tatttttttt attgtttttt taatatttaa ggtgtaaaat gtttagtttt ttgataagtt	12060
tttttgattt tttagatttg agttgaatgt tttttttttg ttatttttaa agtatttagt	12120
ttttatattt aatattagtt ttgttatatt gaaatgtaat agattatatt agtttaaat	12180
ttgttttaag ttgagaattt attggaagga ttagtgtat ttgttatttt tgtattgta	12240
atgtatagtg tattgttga tataatagta gtaggtagtt gttatatttt tattgaatga	12300
atgagtagag gtaattggaa tgagagtaga gattgtgata ttgaatattt tttttttgag	12360
attggaata gtgagaagg tagtgattat tataagggtg gattatttta ataataattt	12420
tagggagttt tggataaat ttagtagaat ttagttgtg aatttaggtt taggttatat	12480
gtatgtatat gtgaatgtag aaatgtgttt attttttatt attggaagt tagtgatttg	12540
gtgataagt taaggatttt gaaaattttt ggagatatgg taattttata gtatttgaaa	12600
tttgagagat tttagtttta tagtatagtg agtaagtaga aagaatatgg gggttgggtg	12660

-continued

---

```

tgggtggtta tatttgaat tttagtattt tgggaggttg aggtggatgg attattttaa 12720
gtagtaggtt tgagattagt ttgattaaaa tggtaaaatt ttgtttttat taaaaatata 12780
aaaattagtt ggggtggttg gtgggtgttt gtaatttttag ttatttggga ggttgaggta 12840
ggagaattat ttgaatttag aaggtagagg ttgtagtgag ttgagattgt attattgtat 12900
tttagtttgg ataatagagt gagattttat tttaaaaata aataaataaa taaaaaggaa 12960
gaagaatag gagttaggta tttgggttta gatttttagt ttaatttga tgagtttga 13020
atattaaata tattattgaa atagattttg ttttagtttt ttatgtgtaa tagaatatgt 13080
tttatggggt tttgatgaga atttaatgag taaatatatg taaatatatt tagagtagtg 13140
tttgatatga gtagtagttg ttattattat gattgggtat tttttattag attattttta 13200
aatgttttag agatatttag agttgaaggt ttttttggg gggttatgga ttggtgatta 13260
taaatggagt gtttagtagt ttaagtataa attagatatt gtgggttatt ttggtaaatt 13320
tgaggttga tttggagttt taagagaaga tattataggt gtttaatagt tggatttgg 13380
tatttatggt gtgtagtaat tttttttta gtaaatattt ttgtatatag taatttagat 13440
tgttttagag ttttaatttg tgtggttttt taattatttt aagtaattat aagtatggtg 13500
tataatggta gtagtttata gtttaatttt aagttttttt agttgttttt tttttagttg 13560
taaggtatta attatgagaa tttgtataat ttttaatagt tagtgggttt gatgaattta 13620
atgtaaattt tttaaaagg agttttatat attgttatga tttttatttt tagagagata 13680
gtaggaggtta attagatttt ttatttatag aatttattat ttggatttag atataatgg 13740
tatgtgtag gatggggttg aaggaaaaag gaaagttaa atattaattg ttaaggtttt 13800
atttttatag tttgtttgga attgttatta ggtgtatttg tatagtttta aaaatgataa 13860
tgtgtattt gaatttttta gtatatttaa ataagagttt ttttaagttt ggttattgat 13920
attttgggtt ggataattta tttaggggat attgttttgt gtttggtagg atgttttagt 13980
gtattgttgg atgttaggga tttttttttt tttggtaatg atggtgtttt tagatattgt 14040
taggtgattt ttgggagtaa aattgttttt ttttgagaat ttataattta agtagatttt 14100
aatattattt gatatagtta aaaaattttt agggttttgt ataagaggat tgttttattt 14160
ttagttaagt gtggagaatt ttaatttttt ttttttaagt ttaaatatga agttaaataa 14220
tttttattag tttgtgttga tagattaatt ttgtatagag gggatttata gatatgttt 14280
atatagattg attattttta gtatattttt tttttttgga aataatataat gagtgggagt 14340
aatagaatat ttgagagaga gtatgtagga agtaaatatt tatttgaatt atttatgtgt 14400
tttttttttt ggttattttg tagtagatag tttggattta tttttaaata atgattattg 14460
tttttttatt tttgtgggta aatatttagt aataagaaat ttttatttta tttagtttgt 14520
agtgtagaa aaggtaaagt tattgataat tataattggt gaagattaaa atatttagtg 14580
agttaatta tttgtttgta atgagaaatt tttaaaagaa ttatgtgtag tttttagttg 14640
taattataag ttttaagattt tgagttaata atatttgtat agttagaaga aagtaaaaat 14700
aaatatatta tatgtaaaaa tttttttttg tgaattttta gatttaaatt ttttaagttt 14760
tattttatgg gttttagttt gattaatata ttttatttat gaaatgatat ataattgatg 14820
taagtaaatt tgattgttgt ttgggtatta tttttatata atttaagtat atagaaata 14880
tattttaaaa attattttaa taaaatggga ataataatgt ttatataaag tgagagagga 14940
taattttttt tatatgagtt ttgggtgaa ttttaaaatt attttgaat atgaaatatt 15000
aatattataa atatatgatt agattaattt ttttaagagt ttttaaatag agataatttt 15060

```

-continued

---

tattttatta gaaattgtaa agatattga aattttatat ttatgtattg ttttaatttag	15120
tggttgtatt ttaattgtag taggtagata attatggaag tagttagatt aatttggaga	15180
ttttatatta tttattaatt gatgtttaag taggtagggt agaggattt gaaaatata	15240
atatatata atatatata atatatata atatatata atttattttt ttttttttat	15300
ttttttgat ttgtgtttta atttgaaat gtgtgttttag gtggtaaagg gttgtaaata	15360
tagtatattg tgtttgatta aaatattttt ttgtttttta ggtggagaag gattttgtat	15420
agttttttgt tagtagagag ataaagtggg tgttgggtaa tttaatgata ggtggagggt	15480
gtttttgggg agtgttgtgg agaatttgag ataggggttt aaattataga tagtggagga	15540
gagttttgtt ttatttatgg ataggaaggt taaagaaggt atagtgaatt ataggtttat	15600
ttaggattt tatgttagat attgaatggg aagttagta gtttttagt tattggagaa	15660
tggtaaaaa tttagagggt ttattttttt aatgagtag tttttgggtt tataaattaa	15720
ggaattttat agagtattta agttatata tttttttttt aggttgattt tttgtatagt	15780
gggtttta atgtgtaagat ttatttatga atattttatt ttttataatg ttgttagtta	15840
ttttttttt tttttttggg atatttttat tttttttatt ttttatgggt ttaattttt	15900
taattttatt gtttagtgtt tttttgtgtt ttatttggat aaaataataa taataataat	15960
aatttttta ttttttaagg tttagttaa atgttatttt ttttgaag ttttttttaa	16020
ggtttaggta gaattagttt tttttttgt gtaattat agtatttttt ttggattgtt	16080
aatataatag tagattgtgt tgggggttat tgtatgtgtt tgttttttag agagattatg	16140
aatttataga ggggagagat tataattttt tttttttgta attttaatat ttggagatgt	16200
taatgaaat taagtattg tattatttta tgtatatttt taaagggat taggttttaa	16260
attagatatt tgaaggat gaattttgtt aattttttgg aaaattgggt tttttttgtt	16320
tgtggttatg aaagtgggt tattggttat tttttatttt aatttttta aagttttat	16380
tgtattaaag tattattgat ttttagtgg aaaaataggt atgtttgggt tatattggt	16440
tttttaata attgatattt aaaagataga tttttgttg aggtttatgg tttttataat	16500
tttagtttt tttagaata gattttgatt tttttgggtt tttttgtta agattgattt	16560
tatgttattt tgaagaattt ttaattttta gaattataga ttttattga gagaaagtat	16620
gttttattt ttgtttgtt agtgtttta aatgtgagga ttaaaaattt tagatgtatt	16680
tattaaaa atagtgtgtt tttgttgag ggaattata ttttttttt taggtataat	16740
tgaggaagta aaaaaattt gtttagttt tagtggttt ttttaggta tttttatat	16800
aaagatgagt aagatttttt aaaaattatt aatttgttta tttagggggg aaagttttt	16860
tatgtttaga aataatatta aattaagatt attgttttta atagttttta aaattgtggt	16920
tttattttt tgtatgagtt atttttagt atagttagt atagattgt attatattat	16980
gataaagtat atttgtttt ttgttttagt ggtattttta tttatttagt ttagatgatt	17040
agattagaag agagatttag ttaattttt ttattttgta gatgagatgt tgtattatgt	17100
gattttaaga ttttaagtta tttatttaga ataaaataga aaaagagaat tttatgttg	17160
ggatatttta tgttttaatt tttatattt attattttat ttttattgt ttgtttttga	17220
tgaggagttg agaattgttg aattagatta tttttgtgt tatttaggtt ttgttattta	17280
ttagttagt gattttgtt atgtaatttt ttgagtggtt gtaagttata gtttttagt	17340
gtgtatatgg ggaataata tagtattgt tttatggagt tgaaggaat aattgaatt	17400
atgtaggaaa gatatttggg ttagtgtttg gtttattata aaagttagg ttatagttg	17460

-continued

---

```

aattgatatt ttggaataaa atgttgagtg tatttgatat ttagagaagg aaatttatgt 17520
tgtaaagta agtttttttt ttaatttgt ttttaaaaa atataataa gttatatatt 17580
gtataatata ttaaaataga gatgatagag gttatttttg agaggaatga ttagagggag 17640
taagagagag gttttggaat gttgattatg ttttttattt tggtttggtt gttggttatg 17700
tgaaagtgtt tatttaataa aaatttatta gtgattaatt tttgatttat gtattttatt 17760
ttattgtgta tatgttatat ttttttaaaa agtttttaaaa atatggatat atttaaaagta 17820
aaaagtggat ttattttatt ttattttttg taaattagga taagttgtta tatttagatg 17880
tgtatttttt taggtatttt tttttttata tatgtgtaaa tgtaataatt atgtgaggat 17940
gtaatttatt tttattttat atttttaatt ttaataggat tattgatttt tttaaaattt 18000
gtttttgatt tgttgaattt tgaatatttt tttatattag tatatatagt tttgggtgtt 18060
tttatttaac gtatgtagat attttataat tttattgttt tttttttggt gtatgtttat 18120
attgttttta tatttttatt attattaagt atgttgatt gatgattttt atgttttttt 18180
gtatatttgt taaaaatatt tgtagataaa attttagatg taatattaat agataaatat 18240
gtatgtgat tttttataga aaatattaaa atgtttttta aaaagattta tgaattttgt 18300
atttttaagg taatattttt atttttttta taaaaattag gtgtaaaaat ttttaattta 18360
ttgaattttg taattatttg tgttttggtt aagaaaaatg gttatagtag taaatttttt 18420
gaaatttata tagtaattgg aatattttat tatgattagg ataaataatt ttattaatga 18480
tatatattta atatatatat ataatttata taattagttt tttatttaag aatatttagt 18540
atttattttt atgaatgat atttatatta tttatggttt gtaagttta atgttaggaa 18600
gaaataaatt agtaatatta tattttattat attttttttt atttagtatt attaaaatt 18660
tattagaatt attagagaaa atggttttaa tttttatgtg attggtgaga atttatgagg 18720
aatgatatat tgttatttta gtaagagttt attttggtt aggtatagtt ttaagtattt 18780
tatatatatt atgatagttt ttaatatag agatgaaagg tatagatatt gtataagtaa 18840
taaatgatat tattttatta taaatgtgtt gataaatatt attatatatg ttataatatt 18900
agttgtgtta tattaatgat taatttataa atttgttatt tattataatt tgtttaatgt 18960
ggaaataaaa gttaatgtat taaaatttag aaaattgtta tttaaatggt ggtaaagta 19020
atttgataga tatagtttta aaatgaagta tattaattag ttgattttgt tgtttgattt 19080
ttatagttag aaaattttgt ttttagaata tttagttttt gtagtttttg gttaaagatt 19140
tgattaattt ttaatggta tttagtgttt ttaaaaagta gtttaattta gaatagttta 19200
tgtatttttt ttgtattgaa taaatatggt tattaatttt tgtggggttt ttttttttgt 19260
agaatttttt gttattttta gggatttaat aggatttata tatataaaat tgaaaattat 19320
attattatgg ggaagtgtt ttgtgttttt tagaaggaat ttttttgta atttaagtat 19380
tgtatgtgtg tagaatagtt aatatttttt ttttaagaaa ttttatgtat gtagttaaaa 19440
tatttttaaa ttgattaagg atttgttata tatttttaga agtatttaag agtattttta 19500
tggttataag agtagagtgt attagaatgt tagaaattaa tgaatatgtt agaggttttt 19560
aaaattgtgt ttaatatttt tgattttatt atataaatat gtggggtagt ttggaaaaat 19620
aaaataattt tttttttttt aatgtaggtg aggtttgtga tgataatatt ttaattgggt 19680
tgaatattaa tttgatattt ttttgtaga agtaattttt attatttagt aaatgaaatg 19740
gagaggtaat aaatagatt gatatttatt ttttgagtaa agtattttt tatatttagat 19800
ttgattagtt atttttattt tttttgaaa atgtattata taaattatta tagtattttg 19860

```

-continued

---

```

tttattaatt agggaagtta aaaaatgttt tataaatgtt gaattaaaat ttttattgtt 19920
gtgaggggaat taaattttaa gtaatatatt ttttttatag ggtgagaaat tgaagtatgg 19980
agaaattata aggttttttt aaagttatat attgagttat ggtagatata gaaatttata 20040
atthttgttg tttgatthaa tttgaaatth tatgaaatgt aatthattta ttttttgata 20100
tgtgttttag aagtatattt ttttatttgt ttatttatgt ttttatttat ttatttatgt 20160
atgtatttat gtattattga ttatttatgt atttatttat ttatttatgt attttaaag 20220
aattggtgtt tttgatgat atagtthtga tttagggtt atgaaatth tgaatttata 20280
tattttagat atthttttta agaaatttat tgtatthttt ttatgattat gaaaaagaaa 20340
ttaagatatt aagaaaatta agttggattg ttaagtgtg ggttatagta gtgtttatgg 20400
gtagtatttg aagthaattt aggagtgaat ttagtthtgt taagtgtttg aataagaatt 20460
tggttgaagt tttggaggag atgtttgggg tatagagtgg ggtgaggaa aaattatagt 20520
atthtttagag agtattgtaa ggattagtat ttatthttt attatttgat gtttttatat 20580
ttggtttagt taagagagag ggggttaaatt atthttgttt ttattttgtt atthttttga 20640
tthttagttt tatgtthttaa atthtttttt attgtgattt tthttttatt agthtaatta 20700
gtatthtttt gtgtthtttt tattaaatth gttthttttt attagttht ggagttatat 20760
tthttgattg aattgttggg gttataagta atthgaaatg aggaaagtgt ttagthaatt 20820
tthtttagtt agtattttgt aatagagatt ttagagtatg tagtgatgat atthgttttt 20880
tthtttttt atagagagtt tagtgggtaa tthttttggt ttgttttttt gtttttttt 20940
tgtagtthta agatttagga tttagatttg gtttttgtt gtatggtttt ttatthtttt 21000
tthttgaaaga gtttttttt gggggttttt taggtthtaag agtatttga tthttgggag 21060
atgaaattgt agatthtata aagaatattt aagtattagg taaattatat tthttttag 21120
tthaaatgtt agtttttttt tthtttttaa tthttattgaa gaataattta gttthtaata 21180
aataagtaaa tagaattthta ggggtttttt taaaggtgta tthttgttgt tthgaagatt 21240
attattatta atthttattt tagthtaattg gtttttttt atatthttat ttgggtataa 21300
atgtgatatt ttggatata ttaatgttga tttatattaa tatgttaatt tataattgag 21360
tgtatthaaa ataattgat attatgattt agtttatatt tgttttttat ttaattgatt 21420
tthtaagtaa ttatgttttt gtggttgatt gaatthtttt ataatthttt gttgggaaat 21480
aaagattttt tthtaaatg aagaagtgtt tthgttaatt aggggtattg tathtaattt 21540
gagagaaaaa gattaggaat gataggaatg atagtatatt tthaaattht aatagtttgt 21600
tatatatgtg aaagtaggat atatagtagg gaagtataat gttgagttga tthaaaatat 21660
taaatgtatt tgatatatta tthtttgaat tthtataatt ttagtthttt taaaggtttt 21720
tggattthta gaagtataa gggtagtttt tggtaaaagt ggtthttatt tthaaattagt 21780
tatagagtha gtggaatgat tthttatatt aaatgttata ggggaattta ttgagaggaa 21840
aaagggtatt taaatthttt tggatgtttt aatthaaat ttggattaat aaatthtttt 21900
taagtgtttt aaatthaaag aaagtaata gtatthttatt taattatatt tthaaattagt 21960
atthattata gatataattt aaattagtha tthgttatta gatgaattag atthattgtt 22020
atattatata atthttatgt ttatthttgt gtgtttggga tthttttttt tthataataa 22080
agaatagat ttataggtgt tatatthtga tthttgagaa atthaattgta tagaaaagt 22140
gtttgaaag atataattgt gatthttgta ttgtttttgt tgtattatt tthttttatg 22200
gggatgggta tatatthttt gagatttatt agatttattt ttagtthttat aaattattht 22260

```

-continued

---

tttagatgta ttaatttgt tgttagttt gtttttga aaaaaatta gtgaatatat	22320
tttaaaaat atttttatgg tttttttta ggtttgtgtg tatatttttt ttgtgtgtgg	22380
tttttaatt ttattttgt ttttttgtg ttgttttaa gtatatttat ttagtttttt	22440
ttatattggt ttgtagtttt atatttttag atttttaatt tgttgtgtg gttatttttt	22500
attgtgtttt gtttttttat gtagtttata attttttttt ttttttgag atggagtgt	22560
gttttgtgt tttagttgga gtgtagtgg atgattttgg tttattgtaa tttttgtttt	22620
ttgggttag gtgatttttt tgttttagtt tttgaaatag ttgggattat aggtgtttat	22680
tattatgttt agttaaattt tgtatttta gtagaaaagg ggttttgtta tgttagttag	22740
gttggtttta aattttttag ttaagtgat ttgtttgttt gagttttta atgtgttggg	22800
attataggta tgagttattg tattttgttt gtagtttata atttttgtg gatttttttt	22860
ttagaatttt ttgtattttg tggagtaatt ttgtattttt ttggagtta gggattttta	22920
atttttagg tagtttttat tttattttat tttttgttt tgaggttttt atattataga	22980
tgtagtaaat atttagaatt tatattttgt aaggttgaag ttttgattta ttttattta	23040
gaaattattt ttttttattt tttttttaa ggttttatta taggatagg ttttttgtg	23100
aatttgatgg tgggttgag ttttttattt ttttttaaat aaatgtgata aattttttag	23160
attttttttt ttgtggattg ttttttgttt ttgttttttg tttattgta taaaagaaga	23220
taatgataat aaaatgataa taatataaat gtaaatgat tttttttttt taattttttt	23280
atattattaa ttttttatga attaaggtgt gatatttgaa agttatattt gttttattag	23340
ttatatttat atagtttttt tgttttattg atgtattttt tatattattt tttatattta	23400
tttttttagg tttttttta ttttatgta gtttagattt ttttggtttt ttatttgag	23460
tgttatagta gtttttaagt tgttatttaa tttatttttt tgtttatttt gtttgttaga	23520
aatttgaagt agatgtgttg ttgtaatgat attatatttg ttattttttg ttttgggggt	23580
tttaaggttt ttaaggttat taaaatattg taataattaa ttgttttaatt tgtattttgt	23640
atttattttt ttgtttttgt taatttaaaa tgttttaata ttttgtaatt attgaatgtt	23700
gatgtttttt tatttttttt ttttttatat gtttgtttat aattgtttat tgattatatt	23760
agttttttta tattaaaggt attagttata attttgatgt tatatagaat gataattaaa	23820
aggtgataaa tgttaatgat ttaattgagg agttgtttat ttttataagt ttatttgagt	23880
ttagagaatt ggtaaaagat tgggtatttt tggttattat ttaaatataa ttggttaatg	23940
tagtttttgg agattagtgg ttagtataat attttttagtt gtagtgggtt aaaaataatt	24000
atattttgttt aagttgtaga tattatttta ttgtatagta aagaatgtta aatgtttta	24060
atttagtata tgaagagtaa aatataaaaa taggtttttt tttattttta ttagtaagta	24120
aagtggtttg tatttttgaa atatattttt tgtttaatta taataaata taatataaat	24180
gttattaaaa gttttatttt atggatgaag atagtgatat ttagagatat taattagttt	24240
ttttaagatt atatatttat ttagtagtaa aagtaagttt ttataagttg atttatttta	24300
ttttagtttt tatttggaaat tattaaattt atattttttt tagtaaaatt attgtttata	24360
tttttagggt ttaagagtt taatgtttaa tttgggagat ttatttttta atttttttta	24420
agtgaatat atttttttta ggatgattat aaagttatta gatgtgtgtt aagtaatata	24480
tatagttata tattttttag taaaaaagat ttttaggtta tatagaagag agatttatgg	24540
ttgagaaaa ggtagattgt ttttaagaaa ggttttaaat atattttttt ttgataggtt	24600
ataggagagt tagttagatg aattattata gtgtgtataa aatgtttagt agaataattt	24660

-continued

---

```

ttagtattg gtagggaaga gtaataggag taatataaga gaaggaaagt tggttttag 24720
agtttgttt agtatttgta ggggtgatga ggttgtttgg gttagaatt tttttatag 24780
ttttttggg ataatttatt tagaattatt tttgtgtttt ttaggttatt taggtaatta 24840
ttattaatta gtaaatatag ataaaataga atattttggt tggatttggg ttgtaaaaa 24900
taaatgatta taattataa ttttaggaag atttgttatt aaatgaattt atgataaatg 24960
atttaaatga tttttataa gtagagtttg ttgtaatttt tagtatgaga agtatgaatt 25020
ttattattat tttttaaata ttttgagtta aatggattgt tttgtaaagt ttatgtttta 25080
tttttataga tagtttaaaa atagtttagt atttagtttg taggttggtt ttatttaagg 25140
agtttgaagt taggtaaggg ttttattatt atttatttag atttgttttt tggatatatt 25200
agttgtttt tttttttatg gttagggagg agagttatgt gtatagttaa agaattgtga 25260
tttttatggt tttgaaatag tggttataga attggagtta ggtgtttttt gtgttattgg 25320
ttttttttt tggtagtgtt tttgggtggg tggagttagt tagtgttga tttagtttta 25380
tagatttagt aatgaaattt ggagggtaga gtaggtaatt aggtatataa gaattgtaa 25440
gtaatgttta tttggatagt tgattataat tataattttt taataatgta ataggaatat 25500
aaattgttag attttttata ttattgtaat ataaagaaga taattgaagg ttgtgaagat 25560
agtttatgaa atgtaaggaa gaattggata attaagtaat aggaagagta gagaaatagt 25620
gagattttgg gagttataag atttgggtgt ttaaattttg ttaggatttt tttgttattt 25680
ttatttttgt tttttttttt tggtttagtt ttttttggtt ttttttatag attagttttt 25740
ttttatatgg atatgaaatg tttttaagtt ttatatttta ggggttttgt tattgaagga 25800
ggattagttt gatatttttt tagatttata ttttaaggaa gatgaattat tagatttaag 25860
taattttgtg taattggaga agattttagt attttattta atgggttaag ttggatatgt 25920
atttgtggga gggagatatg ttttgtgggt ataatatata tgtaagtaa ttttaatat 25980
gtataagata tgtttttgaa aatttatttg tagtttgaaa atttgaagt taaatagtag 26040
attaattgtt gtgagtgtta gaatttagtg taatggtatt ttttgtgatt taggtaattt 26100
tgtataggta gaaagatttt tgaagttttt atttaggttg gaaagggttt gtgttagagg 26160
ttatgagtgg gatttttttg gtatttgttt ttttatttta aggtttgtat atggattgga 26220
ataaaagttt tggtagttgt aatttttaaa ttttttttta aggtatttta gggatttaa 26280
gtagtaggga atgtattttt ttattttttt ttgttttttt ttttattgta gtaagaggta 26340
agtatagttt ttagttttgt ttgtattttt ataggagatt tatgtatagg ttttgggttt 26400
tggttgtagg atagtgtgag gttgttgata ggggtgagaga atgggtgagaa taatggaata 26460
ggattgaggg agaaggaaga ggaattgttt ttagaattat tatttgggat ggtggtttta 26520
gggagtaaaa aatatttttg gagttttttt aaggggtttt ttggttagagt ggtattattg 26580
ttagatattg ttatggttg aggtaggatt gattaaagaa tttttgattt tttttgagga 26640
tagggtaaag ttttgaattg tttttagaga ttgtatttag atttatattt tggaaattat 26700
attttggttg tattgtgaat ggtaatgttt agggagttag attggaggga aggagattat 26760
tatgtggttg ttgtttttgt ttaagtaggg aataatgatg gtggaatggt tgtattggta 26820
gagaggagag agaggagga tttggtgaat ttttgagggt attggtagga tttgtaata 26880
tattgaaatg ggagagtaa tgggtagggg gttagtgata aagtttaggt gtttggtttt 26940
gatgattggt tatgtttgtg ttggttgtgt atagaattta gaggttagt gtttttatgt 27000
gtagtgttgg tttttatttt gtggtagttt ggtgtggagt tgagatgtgt ttttttatt 27060

```

-continued

---

ttatgtttat gtttttttag ttagagtaaa gtatgtttgg ataatttagg tttttttttt	27120
tttttttttt ttttttttag agagagaggg tttttgtttt gttatttaga agaagtgtag	27180
tgttgtgatt atagtttatt gtagttttga atttttgggtt ttaagtgatt agaggattag	27240
gtgtattttt ttataaattt tttaaatttt ttttagtatt ttatttttta agggatttta	27300
tagttttttt tatttggatg gtgttatggt gttttatttt atttttgaga attgttttaa	27360
aattttatat agaaatttgt tattatgtat ttaaagaga agaaatgttg aatttgaat	27420
tttaattttt taagataaga gttttagttt ttttttagt agagttaaag aaaaagatat	27480
gatgaatggt ttatatattg aaaattgtag aagaaataat ttaatatgga atgggtgagg	27540
ttgttatagg tgggtgaaaa ataattgtgg tttttgttgt ttttttagt ggtaaaaaat	27600
gtaattgttt ttgtataaat ttaataatat tgtttgaaat ttatattttt tgggtgaata	27660
gttttgagat agagtgggaa ttagattatt ggtttataaa atagtatgta gttattgtta	27720
tttttaatt ttatattttt attatgaggt aatgtttttt ttatttgatt tggagaatgt	27780
ttttattttt tttttatata tttgtgaaaa ttaaagtta aaggaattaa tataataat	27840
attgttaaat tatgatgtaa aataatattg tgtttgtaat tagtttaggt agttttattt	27900
ggtttaataa tataaatta ttaggtttat aatatttttag ttttttagt tgattggtta	27960
agaaaaaat ttatgttatt ataaaaagt aaattaagta ataattaatt taaattttaa	28020
ggaaatataa agtaaagtat tatgttgtaa tatggaatat taatgtaaat aattttttaa	28080
tagtttatga aatagatttt gaattggtag ttgataaaga aaggttagtt ttggtttaat	28140
ttttttatgt tttaatattt tttttgaagt tttatttaat tttatttggt ttagtaatag	28200
tattttgaga tgggtgtgta tttggaaaa tattattttt tttttgataa ttagtatttt	28260
taatttaatt tttatatatg ttttttgaa atattatatt tatattttga tgatgtttta	28320
aaaataattt taatgtaata attatatatg tgtggtgagt aaattgtgtt ttgtaaaaga	28380
tatttttaaa ttttaagtgt tgtatttggg aatgtgattt tatttggaaa tagggttttt	28440
gtaggtatga ttaagttaaa atgagatttt attggattag gatgggtttt aatataatga	28500
ttgttgtatt taagaggaaa atttgtatag agatatatat atatataaaa gaatgttatg	28560
taatgttagg tatggagaat attatgtgat aatgaaggta gagattggag tgatgtattt	28620
atgagttaag gatggttagt aatttttaga agttggggag agataaagga tgttttttta	28680
ggatttttag agtaagtata aatttgttag tattttgatt taggattttt tttttttaga	28740
attgtgagaa tagattttag ttttaagtta tttagtttgt ggtattttgt tataggagt	28800
ttaggaaatt aatgtaatat gttatgttgt aaataaatag tagttttaat tggataaat	28860
aataatttta agtatatttt attattaggt taggtgagta ggaaattgtt tggtagatta	28920
attattaatg ttgtattttt tgaaaagtta aaatattttt atttagtaaa taatatttgt	28980
ttaaaagttt ttattttagt tgttttaaaa taaagtaaaa attaaatgg agttagtatt	29040
gtatttgaaa aatgtgaaaa aggaaagaaa aatttttttag gaaagatttt ttttaaatg	29100
gttatatatt tgagaaagaa ttttaaaatt taaattattt ggtgttttat tttatttttt	29160
tgtttatatt attagatata ttatgtatga ttttatatat tatgtatggt atatttaatt	29220
aatatttatt aaatatttaa aatttgttag gttttgagtt aggtattgta gataggtaaa	29280
taagataaat attttttttt tttaaagaga ttattttggt atgaaattta attttagaa	29340
gaagtgaag aggttatttg tagagtttat tatgaaaatt tatttttatt atttgttga	29400
gttttatttg attttgtgaa attattttag tattattttg ttttattttg tgtttttgta	29460

-continued

---

```

ttatattgga gaaaataaaa tttatttatt gtatagataa tataaaatta attaaagtat 29520
gtgaaattaa aaatgtaatt gtttattaaa ttttttttag tgttttttat ttattagtat 29580
ttaaataat ttttagttgt gtatttatgt tagtataatt aaaatgtggt gtttttattt 29640
ttttatttaa tttataatta ataatgttta tttttttatt tttttttttt gagatagagt 29700
tttattttgt tatatttagg ttggagtgtg gtggatgat tttggatat tgtaattttt 29760
gttttttggg ttttaagtgt ttttttgttt tagttttttg agtaattggg attataggtg 29820
tttgttatta tgtttggtta attttttgta ttttagtaga gatagggttt tattatgttg 29880
gttaggttg ttttgaattt ttgattttag gtgatttggt tattttggtt ttttaagtg 29940
ttgggattat aggtatgaat tattatgttt ggttttttat tatttttata att 29993

```

&lt;210&gt; SEQ ID NO 5

&lt;211&gt; LENGTH: 29993

&lt;212&gt; TYPE: DNA

&lt;213&gt; ORGANISM: Artificial Sequence

&lt;220&gt; FEATURE:

&lt;223&gt; OTHER INFORMATION: chemically treated genomic DNA (Homo sapiens)

&lt;400&gt; SEQUENCE: 5

```

aattataaaa atgatgaggg gttagggtgtg gtggtttatg tttgtaattt tagtattttg 60
ggagggtgag gtgggtggat tatttgaggt taggagtttg agattagttt gattaatatg 120
gtgaaatttt gtttttatta aaatataaaa aattagttgg gtatgggtgg ggggtgtttgt 180
aattttaatt atttaggagg ttgaggtagg agaattgttt gaatttagga ggtggagggt 240
gtagtgtggt aagattatgt tattgtattt tagtttgggt gtgatagagt gagattttgt 300
tttaaaaaaa aaaagtggaa aagtgaatat tgttgattgt gaattagatg aaaaaataag 360
aatattatat tttagttatg ttaatatgga tgtataatta agaatgtatt tggatattga 420
tgaatgggaa atattaaaa aaatttgata aataattata tttttggttt tatatatttt 480
aattaatttt atgtgttttg tgtaataagt aaattttatt tttttaata taatatagaa 540
gtataaagta aaattaaatg atgttaaat ggttttatag gattaggtaa aattatagta 600
gatagtgaat atgaattttt atggtagatt ttgtaaatgg ttttttttat tttttttata 660
gattaaattt tatgttaaaa taattttttt aggggaaggg aatgtttggt ttatttattt 720
atttataata tttagtttaa ggtttagtaa attttaggta ttttaataat attgattgaa 780
tgtaatatat ataatgtatg aaattatata taatgtattt gataatgtaa ataaaaaat 840
ggaataaata gttagatgat ttaagtttta aaattttttt ttaaagtat agttatttta 900
ggaaaaattt tttttaaag attttttttt ttttttttat attttttagg tatataattg 960
attttatttt aatttttggt ttgttttagg ataatataga tagaaatttt tagataagta 1020
ttatttattg aatgggaata ttttaatttt ttagaaaata taattattgat aattagttta 1080
ttaggtaatt ttttatttat ttgatttaat aataaaatat atttaaaatt attatttata 1140
ttaattagaa ttattgttta tttataatat agtatgttgt attagttttt taggattttt 1200
ataataaagt attataaatt ggggtggtta gaattgaaat ttatttttat agttttggag 1260
gaaagaagtt ttaaattaag gtgttggtag atttatgttt gttttggaga ttttagggaa 1320
gtattttttg ttttttttta gtttttgggg gttgttggtt atttttggtt tatagatgta 1380
ttattttaat ttttgttttt attgttatat gatgtttttt gtgtttaatg ttatatggta 1440
tttttttggt tgtgtgtatg tttttgtata aatttttttt ttaagtataa tagttattgt 1500
attaggattt attttaattt agtaaaattt tattttaatt tgattatatt tghtaaagatt 1560

```

-continued

---

ttgtttttaa atgaggttat atttttaaat atagatatta ggatttaaaa gtatttttta	1620
tggaatataa tttatttatt atatatgtat aattattata ttgaaattat ttttaagatg	1680
ttattaaagt atgaatgtaa tattttttaga aagtatatgt aagaattaa ttaaagatat	1740
tgattgttag gaaagaagtg ataatttttt agatgtatta ttatttttaga gtattgttgt	1800
taatgtaagt gaaattaaat aagatttttag gaaagatatt ggagtataag agaattaaagt	1860
taaaattagt ttttttttgt taattgttag tttagaattt attttatgaa ttgttgggga	1920
gttatttata ttaatgtttt atgttataat ataataattt gttttatatt ttttgaaat	1980
ttagattaat tgttatttgg tttgattttt tatggtaatg tgaatttttt ttttggttaa	2040
ttatattaag gtattaaat attatgagtt tagtgatttt atattattga attaagtaaa	2100
attatttagg ttaattgtag atatagtatt attttatatt ataatttagt aatggttggt	2160
atgttaattt ttttaatat tagtttttat aaatatatga gaaaaagatg agaataattt	2220
ttaaattaag taagagaagt attattttat aataaagata taagattaag gaataatagt	2280
aattgtatgt tgttttatga gtttaataat tagtttttgt tttattttaa gattgtttta	2340
ttagaaaaata tgaattttta atagtattat taggtttgtg taaaaataat tgtggttttt	2400
gttattgaaa gtaaatgtaa aaattgtaat tatttttgtt ttattttag tagattttatt	2460
tattttatat tagattattt ttttttagt ttttaatata tagattattt attatattt	2520
tttttttaat tttgttagaa gtgagttata aatttttgtt ttagaaaatt agaattataa	2580
atttaatat tttttttatt taaatatata atagtaagtt tttatataaa gttttaagat	2640
aatttttaga aatggaatga ggtattatgg tgttgttttag gtgggagaga ttgtaagggt	2700
ttttaaggaa tgagatgttg aaggaggttt gagaagtttg tagagaagta tatttaattt	2760
tttgattatt tgaggttagg agtttaagggt tgtagttagt tatgattatg atattgtatt	2820
tttttaggt gatagagtgg agattttttt tttttagaga aaagaaagaa agaagaaag	2880
aaatttaggt tgttttagta tgttttgttt tggttaaaga aatgtgaata tggagtggag	2940
ggggtatatt ttaattttat attaggttgt tgtggaatga ggattgatgt tgtatatgga	3000
aatgttaaat ttttgattt tgtatataat tggtaggt atagttagtt attaaagtta	3060
aatatttagg ttttgtatt gattttttgt ttatttgttt tttatattta atattattt	3120
aagttttatt aatattttta aaagtttgtt aaattttttt tttttttttt tttttagt	3180
ataggtgttt tgttattatt gtttttgtt tgggtaggag taatagtat gtaatgggtt	3240
ttttttttt agttttgttt tttggatgtt attgtttata gtgtaattag agtgatggtt	3300
ttgaaatata gatttgaatg tagtttttaa aaataattta gagttttatt ttgttttag	3360
aagaaattag aaatttttta attagtttta tttgtagtta tggtagtgtt tagtgtagt	3420
attgttttgt taaaagggtt tttgaagggg ttttaggggt gttttttgtt ttttgggatt	3480
attgttttaa gtagtagttt tggggatgat tttttttttt ttttttttag ttttgtttta	3540
ttgttttgt tatttttttg tttttagt agttttatat tgtttttag ttagagttt	3600
ggattttag atgagttttt tgtgagggta taagtagggt tgagggttat atttgtttt	3660
tgtttagtg aaaaggaaaa taagggaaag tgggggagta tattttttat tgttttaaat	3720
tttagatat ttttgggaaa agatttaaaa attgtagttg ttaaaatttt tgttttagtt	3780
tatgttaga ttttgggatg gggaaatagg tgtttgaaga gttttattta tgatttttga	3840
tatagattt ttttaatttg ggtggggtt ttaagaattt ttttgtttat gtagagttgt	3900
ttgggttata gaaagtgtta ttatattaaa ttttaatat tataatagtt ggtttattgt	3960

-continued

---

ttggttttta gatttttaaa ttgtaagtaa attttttagaa gtgtattttg tataatatta	4020
aggtttgttt gtatgtgat tatatttata aaatatattt tttttttata gatgtatatt	4080
tagtttaatt tattaggtag ggtttgtaag ttttttttag ttgtatgaaa ttatttggat	4140
ttaatgattt atttttttta ggatagagt ttgggaaaaat attaggttag ttttttttta	4200
gtggtaaaat ttttaggata taaaatttgg aaatgtttta tatttatgtg gaaaaaagtt	4260
ggtttgtagg gaaagataga agagaattga ttgagaaaga ggagtaaaaa tgaagatggt	4320
aagaaagttt tggtagaatt taagtattta gattttgtga tttttaaagt tttattgttt	4380
ttttgttttt tttgttggtt agttgtttaa tttttttttg tattttatga gttattttta	4440
tggtttttaa ttattttttt tatattgtaa tggtagtaga agtttaatag tttatatattt	4500
tgttatatta ttgagaagtt atagtgtga ttaattgttt agatgggtat tgttttataa	4560
tttttgtgta tttagtattt tattttgttt tttaaatttt attattgggt ttgtgaagtt	4620
ggattaggtt ttggttggtt ttaattattt gggaaagtatg tttagagagga aagttaatgg	4680
tataaagaat attttagttt aattttatgg ttaattgttt agagatatgg agatgtatat	4740
ttttggatta tgtatatgat tttttttttt ggttgtagaa aagaaaaata gttgaggtgt	4800
ttaagaaaata gatttggatg aatagtaatg agtattttgt ttgattttaa gttttttaaa	4860
tggagttaat ttataaatta gatgttgagt tatttttgag ttgtttataa agatagaata	4920
tggattttgt aaaatggttt atttaattta aaatgtttta aaaatgataa tggggtttat	4980
attttttatg ttaaaaagta taataagttt tattttgtga gaattatttg ggttattttg	5040
tataagttta tttgatggta agtttttttg gaattataaa ttatgattat ttgatttttg	5100
ataagtaggt ttaaaataag tgtttttatt tgtttgtgtt tgttaattgg tgatggttgt	5160
ttagatagtt tagaaaat agaaagtaatt ttgagtgaat tgttttaggg agatatgtga	5220
aagaattttt agtttaagta attttattat ttttatggat attaaggtag atttttaga	5280
ttaatttttt tttttttgtg ttatttttat tgtttttttt tattagtatt gagaaattat	5340
ttgttgtagt attttgtata tattgtaatg gtttatttag ttggtttttt tgtagtttgt	5400
tagaagagaa tatatttgaa gtttttttta gaagtaattt gttttttttt tagttataaa	5460
tttttttttt gtgtaatttg gaaatttttt ttgattaaga gtatatgatt atatatattg	5520
tttaatatat atttgatgat tttatgatta ttttgaggaa aatgtgtgtt attttgagag	5580
aatttaagaa tagatttttt aagttagta ttgaattttt gaaatttttag aatgtaaat	5640
gatagttttg ttaaaaggaa tgtaagttta gtgattttta ataaagattg gaataaaata	5700
gattagtttg tgaaaatttg tttttattat tggataaatg tatgattttg gaaaagttaa	5760
ttaatatttt taaatattat tgtttttatt tataaaatag ggtttttaaat aatatttga	5820
ttatattttg ttatgattaa ataaaaata ttttttaaaa atatagatta ttttgtttgt	5880
tagtgagagt ggaagaaaat ttgtttttat attttgtttt ttatatattg aattaaata	5940
ttttaatatt ttttgttga tagtagagta gtatttgtaa tttaaataaa tgtaattatt	6000
tttaattttg ttaattaag agtatttat taattattga tttttaggag ttatattaat	6060
taattatatt tagatagtag ttaaaagtta ttagtttttt attaattttt tgaatttagg	6120
taagtttga aaaaagaa attttttgat taagttatta gtatttgtta ttttttagtt	6180
gttattttgt ataattata agttgtgatt ggtgttttta gtgttgagag attgatataa	6240
ttaataaata attatagatg gatatgtgaa agaaaaggga ataggaaagt attagtattt	6300
agtattaata ggatgttaag atattttaag ttggtaaaag taggagaata agtataaaat	6360

-continued

---

ataattaaga taattggtta ttataatatt ttgataattt taaaagtttt aaaattttta	6420
aaataaagaa tggatatatg gatattattg taataatata tttatttttag atttttgata	6480
aataagatga ataagaagtg gagttaagtg gtaatttaaa gggtgttggtg atgttttaag	6540
tgagaagtta agagaattta gattgatatg ggggtgaaaa aggtttggag aagtggatat	6600
gagggataat atgagagata tattaataag ataaaggaat tatatgaata taattgataa	6660
ggtaaatgtg attttttagt attatatttt aatttatgag aaattgatga tatggaaaag	6720
ttaagaggaa aaggtatggt tataattgtg ttgttattgt tttgttgta ttatttttt	6780
ttatggtgat gggtaggaag taaaagtaag aggtaattta tagaggaagg agtttaaaa	6840
gtttgttata tttattggag gggggataga aaaatttggg ttattattag atttagtaaa	6900
gaagtttgtt ttatgatgga gtttttggga agagaataaa agaaaataat tttttgagtg	6960
agataaatta aaatttttagt tttgtaggat gtaaatttta aatgtttatt gtatttggg	7020
tatggaaatt ttaagataaa aaaataaaat aaaataaaga ttgatttaga ggtttgaat	7080
ttttagattt taggggaatg taaaattggt ttatagagta taaagggttt taagagagaa	7140
atttataaa agttataaat tataggtgag gtgtggtggt ttatgtttgt aatttttagt	7200
tattgggagg tttaggtagg tagattattt gaggttagga gtttgagggt agtttggta	7260
ataggtgaa attttttttt tattaataat ataaaagtta gttgggtatg gtggtgggta	7320
tttgtgattt tagttatttg ggaggttgag gtaggagaat tgtttgaatt taggaggtag	7380
agattgtagt aagttaagat tgtgttattg tatttttagt tgggtaatag agtataattt	7440
tattttaaaa agaaaaaaaa aattataagt tatataaaga aataaaatat agtagagagt	7500
agttataata ataaattagg aatttaagaa tgtgaaatta tagagtaatg tggaaaaaat	7560
tagataggta tatttaaaat agatataaaa gaaatagaaa taaaattgaa aagttatata	7620
tgaaaaaaaa atatatataa atttggaaga gaattataaa aatgttttta aaaatatatt	7680
tattgaattt ttttataaga aataaattaa atagtaaatt agatatattt aaagaaataa	7740
tttatgaatt ataaggtaaa tttggtaaat ttaagaagt gtgtgtttat ttttataaaa	7800
gaaaaaatg ataataaaaa taataataaa attataatta tattttttta aataattttt	7860
ttataatatt aatttttttag gaattaaggt gtgatatttg tgagttatat tttttattat	7920
ggggagggag aagttttaa tataataaag taaatagag agttatataa tatggtaata	7980
aatttgattt atttaatggt aagttattga tttgaattgt gtttatagtg aatattaatt	8040
aagaatgtaa ttaataaaga tgtgtttgt tttttttaa tttgggatat ttgaggaaat	8100
tttattgatt tagattttta attgaggtat ttaggaaagt ttgagtattt ttttttttt	8160
taataaattt tttttagta tttgaatata aaaattattt tattgatttt gtaattgaat	8220
tagaagtagg gttattttta ttaaaaattg tttttatagt ttttaaaaat ttaaagattt	8280
ttaaaaggtg tgaagtgtga agaatttaga aaataatgta ttaaatatat ttggtgttt	8340
gagttaattt aatgttatgt ttttttgta tgtgtttgt ttttatatgt atggtaggtt	8400
gtagatatt aggagtatgt tgttattttt gttattttta atttttttt ttttaagtaa	8460
gtatggtggt tttggttaat aagattattt ttttaattta aaaaaaatt tttgttttt	8520
aataggaat tataagggaa tttagttagt tataaaagta taattgttta ggaatgtat	8580
taagtgaag gtagatataa attaggttat agtgtattat tatttttaa ttatttaatt	8640
ataaattgat gtattaatat agattaatat taatgtatat taaagtatta ttttatatt	8700
taaataaaaa tgaaggaa aattaattag ttgaaataga aattaatgat gataattttt	8760

-continued

---

aaagtagtaa gaatgtattt ttgagaaaga ttttagggtt ttgtttggtt gtttgttga	8820
gattaaatta ttttttagta aaattgaagg gggaaaaaag attaatgttt aagttatagg	8880
aagatgtggt ttgtttggta tttggatggt tttttagtaa tttataagtt ttttttttag	8940
gggtttaaat gtttttggat ttaaaaagtt tttgggaaag aatttttta agggaagaga	9000
tggagagtta tataagtaga aattaagttt gagttttaag ttttggggtt gtaagaaaag	9060
aataagagaa taagttaaaa aagttgttta ttaaattttt tatagaaggg gaggagggtta	9120
ggtgttatta ttatgtattt tgaagttttt gttatagggt attggattga gggaaagtgt	9180
tagatatttt ttttatttta aattatttgt aatttttagta gtttgattaa aaaatataat	9240
tttgaagtt gatggaagaa aatgaatttg gtgaagaaag tgtgggaaaa tattggttaa	9300
attagtaaga aaaagattgt aataaaaaag aatttaaagt gtgagaattg aaattaggaa	9360
gatggtagaa tgagaagtag aataatttgt tttttttttt ttgattgaat taaatgtaaa	9420
gatattaggt ggtagagatg tggatattag tttttatagt attttttaag agtgttatgg	9480
tttttttttg tttttatttt atgttttagg tttttttttt agggtttttag ttaagttttt	9540
gtttaagtat ttgaataaat tagatattt tttgaattag ttttaggtgt tgtttataga	9600
tattgttatg gtttatattt ggataattta gtttggtttt tttaatgttt taattttttt	9660
tttatgattg tgaaaaaat gtaatgagtt tttttgaaga aatatttaag atatataaat	9720
ttagaatatt tatagttttt aaattaagat tgtattatat aaaaatttg atttttttaa	9780
aatgtatgaa tgagtgaatg agtgtataaa tagttaatag tgtataaatg tatgtatgaa	9840
tgaatgaatg agagtataaa taagtaataa aggaaatata tttttaaagt atagtttagg	9900
aaatggataa attatgtttt atgaagtttt agattgaatt aggtaaatag aattgtagat	9960
ttttatgttt gttatgattt agtgtatagt tttgggaaaa ttttgaatt tttttatatt	10020
ttagtttttt attttataaa aggagtatat tgtttgaaat ttaatttttt tatagtagtg	10080
agagttttga tttaatgttt ataaaaatggt ttttagtttt tttgattaat aggtaaaaata	10140
ttgtggtagt ttgtataata ttttttttaa aaaggataaa ggtaattggt tgaatttgat	10200
gtaaaataat attttattta agaaataaat attagttata tttattattt ttttatttta	10260
ttgttaagt aataaaaatt atttttaata gaaaagtatt aaattaatat ttaagttagt	10320
tgaagtgtta ttattatagg ttttatttat gttgggggaa ggagagttgt tttgtttttt	10380
taggttattt tatatgttta tatggtaaag ttaggaaatgt tgggtatagt tttgaagggt	10440
tttagtgtat ttattggttt ttggatattt aatgtatttt atttttataa ttataaaagt	10500
atttttgagt gtttttggaa atatataata aatttttaat taatttaaga gtgttttaat	10560
tgtatatatg aaattttttg ggaggaaaaat attagttatt ttatatatat atagtattta	10620
agttagtaag agagtttttt ttgaaaggta taaagtagtt tttttatagt aatataattt	10680
ttagttttat atgtgtaagt tttattgaaat tttttagaat aataggaaat tttgtaggaa	10740
aaaaaatttt ataaaaattg atagttatat ttatttaatg taagaggaat atattagtta	10800
ttttgagttg gattattttt taaaggattt agataattat tgaagattaa ttaaaatttt	10860
aattaaaaat tataagaatt gaattattttg gagatagaat tttttatata taaaaattga	10920
ataataaaat taattgatta atatatttta ttttaaaatt gtatttatta gattatttta	10980
gttagttatt gagtagtaat tttttggatt ttgatgtatt aatttttatt tttatattaa	11040
atagattata ataagtaata gatttataaa ttagtatttg atatgatata attgatattg	11100
tgatattgat aataatattt attaatatat ttataatgga gtaattgtat ttattattta	11160

-continued

---

tataatgttt atatttttta tttttatggt aaaaagttaa tgtaatatat gtaagggttt	11220
tagaattgtg tttggtatag agtaggtttt tattagaata ataatatatt attttttata	11280
agtttttatt aattatatga gagttagaat tttttttttt aataattttg gtaaatattt	11340
gatggtatta agtaaaaaaa aatgtagtga atataatatt attgatttat ttttttttaa	11400
tatttgggtt tatgaattat aagtaaatat aatatgtatt tataaaaatg aatattaaat	11460
atttttaagt gagaaattaa ttatataaat tatatgtata tattaaatat atattgttaa	11520
tagaattatt tttttaatt atagtggagt attttgatta ttatatgagt ttaaggaat	11580
ttattattat aattattttt ttttaattaga gtataaataa ttataagggt taattaagtt	11640
gaaatttttg tatttgggtt ttgtgagaaa gatgagaata ttattttaaa gatgtaagat	11700
ttataaattt ttttaaaaag tatttggta ttttttatgg aaaatgtata tatatattta	11760
tttattaata ttgtatttag agttttattt atagatattt ttggttagatg tatgaagaga	11820
tataaaaatt attagtgtaa tatatttagt aatagtaaaa atatggaagt aatgtaata	11880
tatattaaga ggggaatagt gaaattatga aatatttgta tatattaat agaagtattt	11940
aaaattatat gtattgatgt ggaaaaatat ttaagattta gtagattaaa agtaagtttt	12000
aaggaaatta atgattttat tggagttaaa aatgtaaaat gaaaaataat tatattttta	12060
tatagttatt atatttata atatatagaa aaaaaaatgt ttgaaaagat gtatatttaa	12120
gtataaatat ttattttgat ttgtagagaa taagaatgag taaatttatt ttttatttta	12180
aatatatttg tattttttaa attttttaag aaagtataat atatgtatag taaaataaaa	12240
tatataaatt aaaagttgat tattgatgaa tttttattga ataaatattt ttatatgatt	12300
agtaattaaa ttaagataaa agatataaatt agtattttta agtttttttt ttgttttttt	12360
tggttatttt ttttaaaagt aatttttatt atttttgttt taatatgtta tataaagtat	12420
gatttatttg tattttttta gtaatagatt aaaaaaaaa atttgtttta gtagtatgaa	12480
tttttttttt tgaatattaa atatattag tattttattt taagatatta atttaaatta	12540
taatttgagt ttttatagtg ggttaggtat tgaattaaat gtttttttg tatgaattta	12600
attatttttt ataattttat gaggtgagta ttgttattat tttttatgta tatatgttgg	12660
aattatgggt tatagttatt tagaaaatta tatgattaaa gttatattgt tgatgagtgg	12720
tagagtttgg atatatataa aggtagtttg attttagtat ttttaatttt ttattagaaa	12780
taaataaata aaaaataaagt ggtaagatgt agagttggga gtatgaagtg tttttagtat	12840
gaagtttttt tttttgtttt tgttttgagt aaatgattta aggttttaag gttatataat	12900
ataatatttt atttgtaaaa tggaaaggtt aggttagatt ttttttttga tttgattatt	12960
tgatgttgat aataaagtg atttattgaa atatagagta aatatgtttt gttatgatgt	13020
agtgaatta tgtattgtat tatgttaaaa aatgatttat ataagaaaat aaaattataa	13080
tttttgaat tattggaaat aataatttta atttaagtgt atttttggat ataggaagat	13140
tttttttttt aaataagtaa attggtgggt tttgaaggtt tttgtttatt tttgatgga	13200
aatgtttta aataaatta ttaaaaatta aataaaattt ttttattttt ttaattgtgt	13260
ttgaaaaaaa agatgtaatt ttttttagta aaaggttatg tatattttta atagatatat	13320
ttgggatttt tggtttttat attttgaat attgatataa ataaatatag aatatgtttt	13380
tttttaaatg aaatttataa ttttgaggtt taaaaatttt ttaaaataat atgaaattga	13440
ttttagtaga aggtaattaa agagattaag gtttgttttt ggagaaaatt agaattatga	13500
agattataaa ttttaatgag aaatttgttt tttaaatggt agtttattga aatattaat	13560

-continued

---

gtatggttga tatatttgtt tttttattag aaaattagta atatttttgg ataatgagg 13620  
 ttttaataa gttggagtag aaaataatta ataaattagt ttttatgatt ataagtaaaa 13680  
 gagaattagt tttttaaaaa gttaatagga tttatttttt gtatagttt gggttgggat 13740  
 ttaatgtttt ttaaagatat gtatggaata gtgtagtatt ttaattttta ttaatatatt 13800  
 taggtgttga ggttatggag ggaaaaagat atgatttttt ttttttga gtttatagtt 13860  
 tttttagaag atagatatata ataatgagtt ttaatataat ttgttgttat attaatagtt 13920  
 taaaaaagt gttatggtat tatatagaga aaagaattaa tttgtttga gtttaagga 13980  
 aggttttata gaggaggtga tatttgagtt aagttttgaa agatgagtag attattatta 14040  
 ttattattat tttgtttagg taggtagtaa aagagtatta ggtaagtagg ttaagggagt 14100  
 tgggttatg gaggataaag gtgtgagaa tatgttaggg agaaaaagg aagtgattga 14160  
 tggattata agaataaaa tgtttataag taagttttat tatattagga tttattatat 14220  
 aaagaattaa tttgagaaag gagatatgtg atttgaatat tttgtgggt ttttgattt 14280  
 atgaatttag gaagtgttta tttggaaaa tagaattttt gggtttttg ttgtttttta 14340  
 gtaattaaag ggttattagg tttttgttt aatatttgg ataaagtgt ttgatggatt 14400  
 tgtggtttgt tgtgttttt ttgattttt tgtttatgaa tgaagtagaa tttttttta 14460  
 ttatttga tttaaattt tgttttaaat tttttgtaat attttttgag aatggtttt 14520  
 atttgttatt gggttgttta gtatttttt ttttttttg ttaataagga gttatgtagg 14580  
 gttttttttt atttagaaa tagaaaaata ttttggttaa atatagtatg ttgtatttgt 14640  
 agttttttgt tatttaagta tatattttta aattaaagta taaattaaag gaagtgagag 14700  
 agagagagtg agtgtgtgtg tgtgtgtgtg tgtgtgtgtg tgtgtgtgtt 14760  
 ttttaagtatt tttattttt ttatttaggt attaattagt aaatgatgtg aaatttttag 14820  
 gttagtttga ttgtttttat gattatttt ttaatataat taaagtataa ttattaaatt 14880  
 agataatgta taagtgtgga attttaagta tttttgtaat ttttaataag ataaaaatta 14940  
 tttattgttt agaattttta agaaaattag ttttaattata tatttataat attaatgttt 15000  
 tataatttttag aataattttt aaatttaatt taaaatttat atgggaaaag ttattttttt 15060  
 ttattttatg tgaatattat tgtttttatt ttgtttaagt gatttttgaa atgtgtttta 15120  
 tatatgttta aattatgtaa ggggtgtgtt taaataatag ttaaatttat ttatattaat 15180  
 tatatattat tttatagata aaatgtattg gttaatatta aatttataga atgagaattt 15240  
 aaaagtttg atttgagaat ttataaaga gagtttttat atgtaataa tttattttta 15300  
 ttttttttga gttgtataaa tgttattaat ttaagatttt gaatttggg ttataattga 15360  
 aagttatata taattttttt gaaaattttt tattataaat aaataattta atttattaag 15420  
 tatttttaatt ttttagtagt gtgattatta gtaattttat tttttttaat attatagatt 15480  
 aaataaaaata aaagtttttt attattgaa atttatttat agaaatggaa aggtaatggg 15540  
 tattatttaa aaataaattt aaattattta ttgataaata attggaagaa aagatatata 15600  
 gatgatttaa ataaatattt attttttata ttttttttt taggtatttt gttattttta 15660  
 tttatatatt attttttagaa aaggaaaaata tgttgagat ggtaatttg tgtgaagtgt 15720  
 atttgaat tttttttgtg taaagttaat ttattaatat agattaatga gaattgttg 15780  
 attttatgt taaatttggg aggaaggtat taggattttt tatattttag ttgaaataga 15840  
 ataattttt tatgtagagt tttgggagtt ttttgattat attaatgat attaagattt 15900  
 gtttaggtta tgggttttta agaagagga attttgttt tagagattat ttgataatgt 15960

-continued

---

ttggagatat tattattatt aggggagga gggtttttgg tatttagtga tgttattaag 16020  
 tttttatta ggtataggat agtatttttt gaataaatta tttagtttaa atgttaata 16080  
 attagagttt gaaaaatttt tatttaata tattgaagaa tttaggtata atgttattat 16140  
 ttttaaaatt atatagatat atttggtagt agtttttagat aagttgtaa aatgagattt 16200  
 tgataattaa tttttaatt tttttttttt ttttagtttt attttgttat atagttatta 16260  
 tatttgaatt taagtataaa attttgaag tagaggtatt aattattttt tattgttttt 16320  
 ttaaaggtaa gaattatagt aatatgtaa gttatttttt aaaaagtta tattgagttt 16380  
 attaggttta ttgattattg aaaattatat aaatttttat aattggattt ttatggttga 16440  
 aaaaaagta attgaggaaa tttaaatatt ggttataaag tattattatt atataatgtg 16500  
 tttataattg tttaaagtag ttaaggaatt atatagatta aagttttaaa ataatttaga 16560  
 ttattgtatg tggaaatatt tattaaaga aatattattg tataatgtaa atggttaatg 16620  
 ttaattgttg agtatttata gtgttttttt ttaaggtttt aaatataatt ttagatttgt 16680  
 taagatgatt tatagtattt aatttatatt tggattattg gatattttat ttatggttat 16740  
 taatttatag ttttttaaaa aagattttta gtttttaata tttttggaat atttgggggt 16800  
 aatttaataa aagatattta attatagtaa taataattga tatttatatt aagtattatt 16860  
 ttaaatatat ttatatatat ttatttattg aatttttatt agaattttat gaggtatgtt 16920  
 ttgttatata tgagaaattg aagtaaaatt tgttttagta atgtgtttga tgttataaat 16980  
 ttattaatgt tagagttgag gtttgaattt aagtgtttgg ttttatattt tttttttttt 17040  
 ttatttattt atttattttt gagatggagt tttattttgt tgttttaggt ggagtgaat 17100  
 ggtgtaattt tagtttattg taatttttgt tttttgggtt taagtgattt ttttgtttta 17160  
 gttttttgag tagttgggat tatagggtgt tattattatg tttagttaat ttttatttt 17220  
 ttagtagaga tggggttttg ttattttggg taggttgggt ttgaattttt gatttttaggt 17280  
 gatttatttg ttttggtttt ttaaagtgtt gggattataa gtgtgagttt ttgtgtttag 17340  
 tttttatatt tttttatttt atttattgtg ttataagaat tgagtttttt agattttaag 17400  
 tattatgaaa ttattgtatt tttagagatt tttaggattt ttggtttatt tattagatta 17460  
 ttgatttttt agtggtaaga aataaatata tttttatatt tatgtatata tatatataat 17520  
 ttaagtttgg atttatagtt gtaattttat tgggtttata ttaaaatttt ttgaggttgt 17580  
 tattgaggtt gttttatttt gtaaatagttt ttgttttttt tattgttttt agttttaagg 17640  
 aggggatgtt tagtgttata atttttgttt ttatttttag tatttttatt tatttattta 17700  
 atgggaatat aataattatt tattgattat atgttttagta gtgtattgtg tatttagtat 17760  
 atagaaatga taaatatagt taattttttt agtaaaattt tagtttaag taggatttag 17820  
 ataatgtaa tttattatat tttaatgtgg taagggttat gttaaatgta gaagttggat 17880  
 gttttgggag taataagaaa gaaatgttta atttagattt tggaggttag aggaatttat 17940  
 tagaggagtt aatattttgt attttaagta ttgaaaaagt agtagaaaag atattttag 18000  
 ggggagaggg gtgatgtttt ttagagaaaa agtattttat gtataaagaa atgaagtgga 18060  
 aatgtttaag gtgtatttga gaattgtagt tttttatata gttggaaaag agagttgttg 18120  
 tgagtgggga gtgagagatg agaagagtaa tttgagtaag gtttttagta tgaagggtta 18180  
 ttttttttgt agagaatttt ggaatttgtt ttataggtag taggtaaatt ttttaaggaa 18240  
 ttttaagttt agggaggatt ttataaaaat tatgaataaa tgtggttgaa tatttttaggg 18300  
 atgtgagaga gtgttagaga tagttttaat atagttaga atgggttttt aggagaggtt 18360

-continued

---

ttaagatatt ataattatat ttgttatgat aatattaata tgaataagtg tgtataggtat 18420  
 aattgtttat ttaaagttaa tttgaatatt tgaggattag atttgtgatt ttggttataa 18480  
 tgattttttt tttaaatatt tttgggaatg gtatgtaaaa atataagaat ataataaaaag 18540  
 ttttaaagtt tttaaagtta tgtagagtag aaaagaaatt tatttatttt attttaattt 18600  
 tgtaagtttt tagtaatatt gataaggaaa aagtatttaa taagtattta ttaagtattt 18660  
 ataattttgt taattatttt tatgaatgaa atttttaaaa attaaagtta ataattaagg 18720  
 gaaaaaatta gatttaaatt aaaatttttt atgagttaat taagaaaaat aatagtatta 18780  
 ttattttatt aattaaagtt aatgtaaaa taaataaata aaaaaaaaa taaataaaa 18840  
 tagtagaatt gttgtttttg ataggtttat tgaggtttgt atgtttaagt tatttattag 18900  
 aagtattgtt ttagattatt ggaaaatttg taaaaggaaa tttgaatggtg atttattttat 18960  
 aatgttatta aatttagtaa gaatgatttg agttataatt gtatatgaat atatatattgt 19020  
 atttaaatgt aagagaaaag aattaggtaa tgtagagatt tgttgatttt tttaaagtta 19080  
 tattattttt aatatattga aaatattaag ttagaatat ttaatttttt aattagaata 19140  
 tttggttttt tttaaatttt ttaattattg ggagtttaaa gttagagggtg aatgtaatg 19200  
 aatagattat tttgttgggt atatgtagag gtttgtgaat tgtatatatg attttgtgta 19260  
 taatgagttt ttttggtagt tggatatatt atttgattag ggatagaatt ttaaattttg 19320  
 tattgttgtt tttgtgagta gaattaaatt taatggtata tgaatgtaa tttttatgat 19380  
 ttaattgtag tttttataa gaaatgtttt ttttatttta aaaagaaagg gggaaaggat 19440  
 aatagaata gtagtaataa tttatgtgaa aatttaaagt tatgttaagt taggttattg 19500  
 ttgggttttt tttttatagt ttttaaagga ggaagatgt ttttaattaat aaagttaatt 19560  
 tttgtaggta taagtttttt gtgttttatt tagatttcta attatatata gggaaatattt 19620  
 tgattagttt taattttttt agtgttaaat tgaattttaa gattggttaa tatggatatt 19680  
 taagttagat aaggagagat agatatattt ttttgttgat atgttatatt gggagatatt 19740  
 ttattgtatt tgatagtttg ttttttagtg atgttatatg aatatgttag ggtaggattt 19800  
 ttgaattaat tttttttgtt agaagatttg aatttttttg tagtagtttt tatatatattga 19860  
 agatatttag agagaatttt agagggtgtg gttattgtga gagggatttg ttgggtgagtt 19920  
 atttttaggat tatttatatt ttgttttatt tagagtagtg gtatatattt ttattgggta 19980  
 tattattagt ttttatttaa atgaaaggat ttgtggttga gtatataagt aaataaaaaa 20040  
 atgaaaatta ttgttttagt gaaaaaatat tataaaattg taaaataggat tattaatagt 20100  
 aaaagtattt atttatagaa aattttatat atgtgataat tagataaatt gaatgtattt 20160  
 ttaaaatagtg gtagtattta ttataattta aatttgtttt tagaagtta ttatgtattt 20220  
 ttttaatttt taagtttttt tagttggttt aatataaatg tgtagatttg agatttaaaa 20280  
 ttagtattaa aataataaaa aataaaaaata aagaaaatat aaagttgata atatttaatt 20340  
 aatttgata aggtttgaag agtaaaggaa gattttatat gttagttaaa tatttaaaag 20400  
 atttggttat aagtttttga taattgggaa atattataaa atatagtatt tttttaaatt 20460  
 tagttatttg ttgtttagtt tttatgattg tggttattta ggttatattt ttgtttattg 20520  
 ttatttaata tgttttttta gatatttaat tttttttttt tgattttaat attttgtttg 20580  
 gttttgtttt aaataatatt gtttatgaag ttataggttt aatataaaat ttaataaatt 20640  
 ttttaatat ttagtatttt ttatataaaa tataagtatt attaaataa aatgtttagg 20700  
 tattatttaa aaatgggtgt atatgattga tggaaagtaag agtttagtat atgtttaagg 20760

-continued

---

ataaggggtg	tggttttata	ttggggaggt	aggattttgg	ttttattgtg	ttgtatgatt	20820
gggttttagt	ttttttattt	gtaaaatagg	aataataaaa	gtatttaatt	tatggtatag	20880
ttaagaagat	taaaattagt	taatttatat	aatgttttaa	aatagtgttt	tgtatgaaat	20940
ttttgagtaa	atgtagtata	tgatgttatg	atgggtatag	tgattaatat	tatagtaata	21000
atgatagtta	aattgtaatt	atttaaagat	tatagtgatt	atttttattt	aaaaatata	21060
tttaggatat	aaatatattt	aagaaaatat	gtttttatat	ttgatattta	tattaatata	21120
tgttttgggtg	atataaaagt	tattttatat	tggtttaatg	taattttatt	ttgaaaatat	21180
ttatgtgata	ataggaatta	gattttgttt	aaaaattata	atttaaataa	attatttgtg	21240
tagaaaaaaa	aaaattaaaa	aattttaata	tgatagaata	tataggtttt	ttttttattg	21300
tttaaaagta	tgttaaaata	aatttattta	ttgtatgtaa	ataaaagt	ttaaaaatg	21360
aatatattgt	atataaatat	tttatattgg	aaaaaaatga	gaatttttgg	tatttttagaa	21420
tggtgttttt	ttttattatt	tatgtattga	aatttttagg	taagaaaagg	gttagattaa	21480
ttttgaaagg	ttttaaatat	taaattatat	tattgtgtta	gtattttaag	attaattagt	21540
attttttaat	gataaaaaag	gttatagtga	gatttagagg	tgattttttt	gaaattgttt	21600
taaattatta	tataaatgtg	gttttgataa	tataaaatgg	tttttatttt	aaattaatta	21660
gttttatttt	tttttttgga	gggtgtaag	gggttagggg	agtaagaata	gtagtgttta	21720
tttttagtat	ttttttatta	ataaaaagat	ggatggagaa	atattaagaa	tgataaattt	21780
taagtgtaaa	atgatataat	atnaaagtat	atattaatgt	atagttttat	aagtaatat	21840
gagtgatagt	aatgtttata	aagtttttaa	attttttaaa	agtaattaaa	gttgtttgta	21900
tttttttga	atgtgtaatt	tttgtttatt	tttttttatt	taagtttaag	ttaaatgatg	21960
ttaagtttgg	ttttaaaaat	gatttaatag	ttatgtatgt	ttttttttat	taaaatata	22020
ttaattataa	gatgtagtat	tatatataat	gtattttatt	tatttttagg	gtaaatgttt	22080
gaaatagtat	gttatttttt	agtttagtag	gaaaaattta	tgagagaagt	aggtatattg	22140
taagtgtatt	ttattttttt	gggtgtgatt	ttttttattt	agtaattatt	gtaataaaat	22200
tttttaattg	tatttttgaa	tataaattag	ttaagatatt	ttatagggag	gtatgttata	22260
agagtttagt	attttagtata	tgtaagaata	atattttatt	agaaaaagaa	attgttaaga	22320
ttatattttt	attgaaaaaa	gaagaagggtg	ttttgataga	ggtttgttta	gttttttaat	22380
gagaggattt	aaaatgtttt	ttatttttga	tagtatattt	ttttatttat	tttttaata	22440
agtgatttga	aatatttata	attagatagt	atnaaatttt	aggttttaag	tgtttttaata	22500
gttttatgaa	atatgattag	tagttgtaat	atagaattat	ggtaataaaa	ttttttataa	22560
agaggggttt	gtttttatag	aatgttttagt	gtttttgtat	ttatttaata	gaaaaaaatg	22620
ataatgagaa	agtataaat	atatttgtat	ttttaaatta	tttaaatatt	aattaagtag	22680
tgaaaaagat	tattattttt	ttttttgaaa	tttgataaaa	aattgtgagt	ttttgtgggg	22740
taaaataagt	ttgattattt	gaaagttaga	atgtgaattt	tttaaatatt	taatttttta	22800
taataatagt	tattgttttt	ttgttatttt	atttttttta	aaattttaaa	aaatttaatt	22860
ttagtgtata	aaaatgtaaa	atgaaatatt	aagttatata	aatatatttt	tagatatgat	22920
attagttatt	tagagtttgg	aatagagatt	gaaaaatata	aattggatat	tttatttttt	22980
gtggttatgt	aaaatttatt	tatattttaa	agtataaat	aaataaaaag	gaaattttta	23040
gaaatggagt	atttgttttt	tttttttttt	ttttaattta	aagagtttta	ttaaaagaaa	23100
aaaataaatt	atagtaaaat	gataagtaat	ttatttgtta	gttatttgtt	aaaaaagaaa	23160

-continued

---

```

ttttatgta atttttttt ttagttttta gaaatttttt gaaathtagt atttattttt 23220
tttaataatt aataattatt atttttttt atataattat ttttttttat ataaatttta 23280
agattttaaa aattttaaaa ttaagttta ttatttaaaa gaagtgttaa ttgtgagtat 23340
atatatatat gtgagatggt ttattttgga aatgagaaat ttaattttaa atatttaata 23400
aatattaata aaaagaaaat aattgagtaa atttatttt agttataatt gtgaattaat 23460
tggtagttat aatggttttt aaatattgaa atatattatt tttaggaat ttataaagga 23520
aaataggttt ttgaaatta tattgattgt agatttttat ttattatgaa agataagtat 23580
atattattaa taattagaga aaggagatat ttttaataaa ttaattatg ttgtttttta 23640
agttgtagtt gttaaagggt ttaatatttt tgtatagtta ttttaataa tgggtttaat 23700
tttgaatgat ttataatttt taattagggt gaataaatta tttttatggt ttataataat 23760
aaatgtgggt gtgattatgt ttgtttttga tattgttgtt ataaaaatta gattttggta 23820
gttttgtttt atataaata atttgtttt tgttattatt gtttttgtt tttgggata 23880
atgttatttt taaaaata taaatgtttt tgaatgtagt ttttaaaat gttttgtatt 23940
atgtattaa tattttttgg ggggattttt tttttatttt ttttagttt tggtttttta 24000
ggtttaagtt tgttaataat attttaaaag ataaaaaaaa aaaaaaagggt attgattttg 24060
tttaaaatta aattgtattt gggaaaggaa ttaagtata atttttttt taaggtttta 24120
aaaataaaaa taatgtaata aataaaaaaa ttattgttaa ttttaattt tgttagttat 24180
ttatgtgtaa gtgaaatttt agaagttggt gatggggagt ttgtggtgt taaatgtttt 24240
taagattttt atttaaattt tgtaggagtt tgtattgaaa ttgataaata tttgagggtt 24300
tataaagtgg ttatagatga gaagaggaat aaaatgttat attttaggag gtgtattttg 24360
tttaataat tatgttgatt ttaggggttt aagttaaaag gggtaaggga gaaagaaaat 24420
tgttaagtat gagtttttaa tgtgaaattt aatttgttgg ttttttagg tattagattt 24480
tggaaagtgt tgtaatgata gttaggaag taaattaatg gttaatggtt tattgggttt 24540
gaatattaga gttttgttat tttttatag attaagtata taatatatat atatatatat 24600
atatatatat atgaagtgtt tttatgtgga attgttttgg aattaaata tatgtttggg 24660
tgttattttg tatttttgta gaaagggtag agggattttg atttttttt tttgttttta 24720
ggttaagatt tatgaatgat ttttagggtt tgtttgggat ggtggggaga ggtgtaggag 24780
atgtggtgag agaggatag ttttatatta tttttttgta tatattttta ttttaggtgt 24840
aaatttgtt tttttatagg aaggagaaag aggggtggtg gtgaaggaa atattatttt 24900
tttaagtagg gaagagatga taaaaattaa attgtgtttt ttgtttttgt tttagttttg 24960
ttattggatt tggttttaa attttttaat tgttttgagt tgtttagaat tttgtaata 25020
aaggagaaa atttttttta gtgttattaa atgaaagttt gggttgttgt gtggtgtaga 25080
ataaaataag tatatatatg tttattttta aattttgttt tattatgta aaaaattgag 25140
ttattttaag ttttattgtt ttttagatt tagtaggttt ggaaggagag aaaaattgtt 25200
tttatttagt taggtttttt tttttggaga agttataagt tttttatggt atttgttatt 25260
tgagttaatg aatgtgattg ttttgataag gtgtttttta ttttattgat tttggtaaat 25320
tgtaggagat atttagttta tgttatataa aaattattaa agtgggattg ttgtagttga 25380
aaagtttgat tagtgtttgg agattagaat gtgagttttt aaagtatata tgtatttggg 25440
attgggaaag tttagggttt tgtgattttt tgaaggattt tgggttagta tttttgtgtt 25500
tggattattt agggggttat tagaaagtaa tatatgttat aagaagatg tgggggagat 25560

```

-continued

---

tttgatgttt	gtgtttttgt	taggtggagg	tggggtgtag	gtagaagttg	tgtgttggat	25620
tgttggatga	attttgttat	gtgtaggttt	tgtgttgatt	ttggaagga	taggtaggtt	25680
tggaagggat	ttttggggtt	tggggatggt	ttttagggtg	gagagtattg	ttgtggtttg	25740
agtggtttgg	gttttttagt	gtggggatt	tggtttttaa	gtgttttttg	gggatgtagg	25800
tgtttatgta	ttgtttagtt	gtgtgttttt	agtatttagt	gtttgggtgt	tttggtagg	25860
ttttgtgtat	ttttttggaa	agtttggggg	ttttttta	ttaggttttt	ttgggagttt	25920
tggggtgggg	gttgaagaa	ggggtatatt	attttgttgt	ttggtttgtt	ttgggttttt	25980
gaagtgtttg	ttttagttgt	ggttttagt	gtttgtaatt	aagtatttat	ttttgttttt	26040
tttagtgttg	aagttttttt	tttgtgttgt	gtttttgggtg	aaaataggat	attttttttg	26100
gttattttat	aataaatagt	gtatataagt	gggggagaag	tggggtggag	ggagaagttg	26160
gttttgaggg	ggaggaggaa	aggagaggag	ttaaaatttt	ggattgtgat	aggggggaaa	26220
ggagaagaaa	agaaaatgag	agagtgtgtt	tagttgttgt	agttgttatt	ttttgttttt	26280
ttttgtagtt	tttttttttt	tttaaggta	gtgataat	tatgtggata	ggatggaagt	26340
tttgtgtgga	agttgggaat	ggttggagtg	tgtgttgtgt	tgttggtagt	tttgtatttg	26400
tgtaggagg	tgggtgggg	gtgatgttgt	tattggttat	tgtgggtttg	tgaggttgtt	26460
gggggttttg	ggggaggttg	ttagggatgt	gggggtgggt	ggtgtgtggg	ggatttattt	26520
tgtttttatt	tgattttggg	tgattgttta	ttgttatggt	ttgtgatttt	gtgtggggat	26580
tgttttaggt	tttggggttt	tggatgtttt	gggtgtgtgt	gttgaat	ttgtgttttt	26640
tgtgttgttt	ttattttgtt	tttatttggg	ttgatgtgag	tgggtgtagt	ttttaggttg	26700
aggggaggg	tttgtgattg	tgtttttttt	tttgggttgg	agagtattg	ttgattttta	26760
tttgtttttg	tgggtagttt	tttgaattg	tttgaattt	ttttgttatt	tagttttttt	26820
gtgtagggt	tttgggtttt	tttgttggat	ttttttttat	ttattttaag	ggaggagata	26880
gaagggattt	tgtttatttg	taataatgtg	aaataaaa	taatttagat	tagattgggg	26940
tgtttttttt	gatgggagga	aatatttttt	tttgggaga	tatatgttat	gaaggattaa	27000
gtggtttggg	gataggttgt	gttgtgaagg	gtttgggttt	tttttagtgt	tgttgggtgt	27060
aggtataggt	atttgtttta	gatgtttaaa	ggttaggtag	taatgattta	tttttaaggt	27120
ggtgttagag	tttttttagg	tatatgtttg	aatgatatt	ttgtgttta	gttttttgtg	27180
tatgtattat	gtgattat	aggatttatg	attttatatt	tatatgtgtg	tatgttataa	27240
ttaggggata	tagtaaaggt	agatggaata	aataatttat	aaattttgta	tttattta	27300
tatttttttt	aaaaatttat	tgtttatttt	agtggatatt	ttttgttat	attgataata	27360
aatgttttaa	tttattgata	aattattgag	tgttaattat	tgtattggtt	atttatggta	27420
tatgagttta	tttaattttt	atgataat	tatgggtggt	attattaagt	tggatataaaa	27480
gatgagggaaa	ttaaagttaa	aagaattatg	agtattttt	ttaaagataa	atttagtgg	27540
ttttaattat	aaagtttatg	atataataat	ttttatatta	ttttagggtg	ggtttaagag	27600
attatagatt	aattgttaga	aattattttt	atttaagaa	agtttagttt	taatatttt	27660
attaagttat	gttttgaaaa	aggttttaga	aaaagatttt	attttttatt	ttaggttggt	27720
tttatgta	tgatatgagt	atgtttta	ttaaaagtag	tattaatttt	gaatatttt	27780
ggttataatt	tattttttta	tgagtgggga	attatttata	atgtttaaga	ggttttagaa	27840
aaggtgggtg	tgtaaattta	aatgataaaa	ggtagttgtt	gttgttttta	ttatttattg	27900
ggtgtttttt	ttttagattt	tattttggag	ggttaggta	ttgttaggta	taatgttttt	27960

-continued

---

```

ttttttggtt ttttaaggtag aaagggtttt ggtagtgggg ttggtataaa gtggatttgg 28020
agtatggttg agagtatatt ttggtttaat gaggaatggt agttaatata tattggagag 28080
aaaaatatga atggatagat ttaattaatt ttgtagattt atttttttta ttttatatgt 28140
gagaaaatta agggtttaga attttttaga gtttgtaaat aaatggtaga tttgagtttt 28200
aagttagttt ttatttaagt ttatttttag ttattgtgat gttattatta gtattaatgg 28260
tatttagaaa aatagtaatt tttttaaata tgtaatatata tataagttaa atatgtaatt 28320
taaatgtttt gtgaattata gtgtttaaga atgttttggt gttatagtaa atattatgta 28380
aggattaagt ataagtatga atttaatatt gtttttaaaa ggtaataata tttgtaattt 28440
tattttggta taaaatatta tgtgttagtt ttatttataa ataaagggtg gagatgtatg 28500
atttgaataa aataaaaatt tatattttag tatattgtta atataaatat aggggtgggtt 28560
tttttagtat gtttttttgt atttttttta agttagattt tttagttata ttgattttgt 28620
ttttaagggt attttgtttt tgtatagttt tttgtatatt tagataagaa tatatgtata 28680
gaaattattt ttaaaattha ggataatata ttagttattht gattttatat tattattttt 28740
taatagttgt tttaaatata tatatattaa tatggatatt attagggttt agataaaatg 28800
ttaattttta gtatatattht gaaataagtt taatatagga aatagaattht tagggttata 28860
aaggtaaaaa tgtattgttt gtttaaatga ggttttattt ttagtattta tattgaatat 28920
tatttttata attatagttt tattgtttat attattgatt taatatgtat ttttaaaaa 28980
tttattttta ttaaaatagt ttatttgata aaggatattt tttatagttt ttataaatgg 29040
aaaattaata aaatttgttt tgaatagaag atgattttgt aaaggaattht atattgtaga 29100
aataaaaagt attttttatg tattatttha aattatttha tatatagttt gagaaatatt 29160
ggtttaaaaga atttatattht atatgttttt taggtttatt aagagatatt ttttaagttt 29220
ttttttttat aattggaata aaatggtgtg ttttaattat tttgaggtat tattttttta 29280
atthttgttt tattthaatta ttgttttttt tgtttaaaat atatttgaag tttttgaagt 29340
tgagggtgtt ttttaaaatt tatgtattat ttattgtttt atthattatt ttatttgtgg 29400
taaaatgtaa ataatttata aatgtataat taaaaagtaa atthattttt tgaaatattg 29460
tattggttat ttattattht tttttagtat ttattagttt agtagtgtaa tatagtatag 29520
ataatgaaga agagagggaa agtagaatag tgggagaaat gtaaagggtt tagaaagata 29580
tatgggggaa attgaagtta gagatttgtt gttagatttt tgaagtgatt taaaaatatt 29640
agtgggtttt gtatgatatg agttaggttt ttagaatatt tgtatagtt taatttagtt 29700
tgaaaagggg tgtgttttgg gaggagtggg gagataaaaa atataagatt ttatagggta 29760
aattagtgga aatataagat ttatttatta gtaatttttt taattaattht ttttgaatg 29820
ggatgttttt gtagtattta tttattattht gtttattttt taaatgtgta tggatttgtt 29880
ttggtattag atthttgtata agttaaatta aataaagtgt tttaggagtt tataatttha 29940
aatataattht ttgttttaatt tttattttaa agtaatttha agggaaaaat tag 29993

```

```

<210> SEQ ID NO 6
<211> LENGTH: 20
<212> TYPE: DNA
<213> ORGANISM: Artificial Sequence
<220> FEATURE:
<223> OTHER INFORMATION: PRIMER

```

```

<400> SEQUENCE: 6

```

```

cggagggtac ggagattacg

```

20

-continued

---

<210> SEQ ID NO 7  
 <211> LENGTH: 15  
 <212> TYPE: DNA  
 <213> ORGANISM: Artificial Sequence  
 <220> FEATURE:  
 <223> OTHER INFORMATION: PRIMER  
  
 <400> SEQUENCE: 7  
  
 cgacgacgcg cgaaa 15

<210> SEQ ID NO 8  
 <211> LENGTH: 25  
 <212> TYPE: DNA  
 <213> ORGANISM: Artificial Sequence  
 <220> FEATURE:  
 <223> OTHER INFORMATION: PRIMER  
  
 <400> SEQUENCE: 8  
  
 tggatgatgga ggaggttag taagt 25

<210> SEQ ID NO 9  
 <211> LENGTH: 25  
 <212> TYPE: DNA  
 <213> ORGANISM: Artificial Sequence  
 <220> FEATURE:  
 <223> OTHER INFORMATION: PRIMER  
  
 <400> SEQUENCE: 9  
  
 ggtgattggt tattgttag gtttg 25

<210> SEQ ID NO 10  
 <211> LENGTH: 23  
 <212> TYPE: DNA  
 <213> ORGANISM: Artificial Sequence  
 <220> FEATURE:  
 <223> OTHER INFORMATION: PRIMER  
  
 <400> SEQUENCE: 10  
  
 cccctcaacc taaaaactac aac 23

<210> SEQ ID NO 11  
 <211> LENGTH: 29  
 <212> TYPE: DNA  
 <213> ORGANISM: Artificial Sequence  
 <220> FEATURE:  
 <223> OTHER INFORMATION: PROBE  
  
 <400> SEQUENCE: 11  
  
 cgaaacccta aatatccga ataacgccc 29

<210> SEQ ID NO 12  
 <211> LENGTH: 30  
 <212> TYPE: DNA  
 <213> ORGANISM: Artificial Sequence  
 <220> FEATURE:  
 <223> OTHER INFORMATION: PROBE  
  
 <400> SEQUENCE: 12  
  
 accaccacc aacacacaat aacaacaca 30

<210> SEQ ID NO 13  
 <211> LENGTH: 25  
 <212> TYPE: DNA  
 <213> ORGANISM: Artificial Sequence  
 <220> FEATURE:  
 <223> OTHER INFORMATION: PROBE

-continued

---

<400> SEQUENCE: 13

aaaattacga cgacgccacc cgaaa

25

<210> SEQ ID NO 14

<211> LENGTH: 25

<212> TYPE: DNA

<213> ORGANISM: Artificial Sequence

<220> FEATURE:

<223> OTHER INFORMATION: BLOCKER

<400> SEQUENCE: 14

gttatggttt gtgattttgt gtggg

25

<210> SEQ ID NO 15

<211> LENGTH: 26

<212> TYPE: DNA

<213> ORGANISM: Artificial Sequence

<220> FEATURE:

<223> OTHER INFORMATION: BLOCKER

<400> SEQUENCE: 15

aaactacaac cactcaaatc aaccca

26

---

The invention claimed is:

1. A method of diagnosing a colon cell proliferative disorder in a subject, comprising:

(a) obtaining one or more biological samples comprising DNA from a subject suspected of having a colon cell proliferative disorder;

(b) treating the DNA with bisulfite;

wherein the presence of unconverted cytosines in the bisulfite treated nucleic acid sequence comprising SEQ ID NO: 1 as compared to converted cytosines in the bisulfite treated nucleic acid sequence indicates the presence of a colon cell proliferative disorder.

2. The method of claim 1, wherein:

one or more fragments of the treated DNA in the sample containing DNA originating from colon cells are amplified.

3. The method of claim 1, wherein:

following step (b), contacting the treated DNA, or a treated fragment thereof, with an amplification enzyme and at

least two primers comprising, in each case a contiguous sequence at least 18 nucleotides in length that is complementary to, or hybridizes to a sequence selected from the group consisting of SEQ ID NOS:2 to 5, and complements thereof; and

determining, based on the presence or absence of said amplificate a methylation state of at least one CpG dinucleotide sequence of SEQ ID NO:1, or an average, or a value reflecting an average methylation state of a plurality of CpG dinucleotide sequences of SEQ ID NO:1.

4. The method of claim 1, wherein the biological sample obtained from the subject is selected from the group consisting of histological slides, biopsies, paraffin-embedded tissue, bodily fluids, serum, colon tissue, plasma, stool, urine, blood, and combinations thereof.

\* \* \* \* \*

专利名称(译)	用于分析结肠直肠细胞增殖性疾病的方法和核酸		
公开(公告)号	<a href="#">US8691503</a>	公开(公告)日	2014-04-08
申请号	US10/482823	申请日	2003-02-13
[标]申请(专利权)人(译)	ADORJAN PETER BURGER MATTHIAS MAIER SABINE LESCHE RALF COTTRELL SUSAN DE VOS THEO		
申请(专利权)人(译)	ADORJAN PETER BURGER MATTHIAS MAIER SABINE LESCHE RALF COTTRELL SUSAN DE VOS THEO		
当前申请(专利权)人(译)	AG EPIGENOMICS		
[标]发明人	ADORJAN PETER BURGER MATTHIAS MAIER SABINE LESCHE RALF COTTRELL SUSAN DE VOS THEO		
发明人	ADORJAN, PETER BURGER, MATTHIAS MAIER, SABINE LESCHE, RALF COTTRELL, SUSAN DE VOS, THEO		
IPC分类号	G01N27/62 C12M1/00 A61K48/00 G01N21/78 G01N33/574 A61P35/00 G01N33/53 G01N33/543 G01N37/00 G01N33/58 C12N15/09 A61P43/00 C12Q1/02 C12Q1/68		
CPC分类号	C12Q2600/154 C12Q1/6886 A61P35/00 A61P43/00 Y10T436/143333		
审查员(译)	姚雷		
优先权	2002004551 2002-02-27 EP		
其他公开文献	US20050003463A1		
外部链接	<a href="#">Espacenet</a> <a href="#">USPTO</a>		

#### 摘要(译)

本发明提供了通过分析基因EYA4及其启动子和调节序列来检测，区分或区分结肠细胞增殖性疾病及其治疗的方法和核酸。本发明进一步提供了可用于所述基因的细胞增殖性疾病特异性分析的新型核酸序列及其方法，测定和试剂盒。

FIGURE 1

