



US007521177B2

**(12) United States Patent  
Chang****(10) Patent No.: US 7,521,177 B2  
(45) Date of Patent: Apr. 21, 2009****(54) FLAVIVIRUS DETECTION METHODS  
EMPLOYING RECOMBINANT ANTIGENS  
COMPRISING A JAPANESE ENCEPHALITIS  
(JEV) SIGNAL SEQUENCE****(75) Inventor: Gwong-Jen J. Chang**, Fort Collins, CO  
(US)**(73) Assignee: The United States of America as  
represented by the Department of  
Health and Human Services,**  
Washington, DC (US)**(\*) Notice:** Subject to any disclaimer, the term of this  
patent is extended or adjusted under 35  
U.S.C. 154(b) by 125 days.**(21) Appl. No.: 11/424,127****(22) Filed: Jun. 14, 2006****(65) Prior Publication Data**

US 2007/0166701 A1 Jul. 19, 2007

**Related U.S. Application Data****(60)** Division of application No. 09/826,115, filed on Apr.  
4, 2001, now Pat. No. 7,227,011, which is a continua-  
tion-in-part of application No. 09/701,536, filed as  
application No. PCT/US99/12298 on Jun. 3, 1999,  
now Pat. No. 7,417,136.**(60)** Provisional application No. 60/087,908, filed on Jun.  
4, 1998.**(51) Int. Cl.**  
**C12Q 1/70** (2006.01)  
**G01N 33/53** (2006.01)  
**A61K 39/12** (2006.01)  
**A61K 39/295** (2006.01)**(52) U.S. Cl. .... 435/5; 435/7.1; 424/202.1;  
424/228.1****(58) Field of Classification Search** ..... None  
See application file for complete search history.**(56) References Cited****U.S. PATENT DOCUMENTS**4,810,492 A 3/1989 Fujita et al.  
5,021,347 A 6/1991 Yasui et al.  
5,229,293 A 7/1993 Matsuura et al.  
5,494,671 A 2/1996 Lai et al.  
5,514,375 A 5/1996 Paoletti et al.  
6,074,865 A 6/2000 Kelly et al.  
6,136,561 A 10/2000 Ivy et al.  
6,165,477 A 12/2000 Ivy et al.  
6,258,788 B1 7/2001 Schmaljohn  
6,455,509 B1 9/2002 Kochel et al.**FOREIGN PATENT DOCUMENTS**JP 53133627 11/1978  
JP 63004895 1/1988  
JP 63105682 5/1988  
JP 89025725 5/1989  
JP 65000611 1/1990  
JP 67025408 1/1992JP 5276941 10/1993  
JP 7265093 10/1995  
WO WO 90/01946 3/1990  
WO WO 92/02548 2/1992  
WO WO 92/03545 3/1992  
WO WO 93/06214 4/1993  
WO WO 98/37911 9/1998  
WO WO 99/06068 2/1999  
WO WO 99/63095 12/1999  
WO WO 02/072036 9/2002  
WO WO 02/083903 10/2002**OTHER PUBLICATIONS**Pletnev, A. G., et al., 1992, Construction and characterization of  
chimeric tick-borne encephalitis/dengue type 4 viruses, *Proc. Natl.  
Acad. Sci. USA* 89:10532-10536.\*Yasui, K., et al., 1990, Analysis of Japanese encephalitis (JE) virus  
genome and implications for recombinant JE vaccine, *SE Asian J.  
Trop. Med. Public Health* 21(4):663-669.\*Phillipotts, R. J., and T. Brooks, 1996, Immunisation with DNA  
polynucleotides protects mice against lethal challenge with St. Louis  
encephalitis virus, *Arch. Virol.* 141:743-749.\*Kozak, M., 1987, At least six nucleotides preceding the AUG initiator  
codon enhance translation in mammalian cells, *J. Mol. Biol.*  
196:947-950.\*Davis, B. S., et al., 2001, West Nile virus recombinant DNA vaccine  
protects mouse and horse from virus challenge and expresses in vitro  
a noninfectious recombinant antigen that can be used in enzyme-  
linked immunosorbent assays, *J. Virol.* 75(9):4040-4047.\*Malan, A. K., 2004, Evaluations of commercial West Nile virus  
immunoglobulin G (IgG) and IgM enzyme immunoassays show the  
value of continuous validation, *J. Clin. Microbiol.* 42(2):727-733.\*Pletnev et al., "Construction and characterization of chimeric tick-  
borne encephalitis/dengue type 4 viruses," *Proc. Natl. Acad. Sci.  
USA* 89:10532-10536, 1992.Kozak, "At least six nucleotides preceding the AUG initiator codon  
enhance translation in mammalian cells," *J. Mol. Biol.* 196:947-950,  
1987.Tsai et al., Japanese Encephalitis Vaccines. In *Vaccines* (3<sup>rd</sup> edition)  
(edited by Plotkin and Orenstein), W.B. Saunders Co., Philadelphia,  
PA, Chapter 27, pp. 672-710 (1999).Venugopal et al., "Immunity to St. Louis encephalitis virus by  
sequential immunization with recombinant vaccinia and baculovirus  
derived PrME proteins," *Vaccines*, 13(11):1000-1005 (1995).

(Continued)

*Primary Examiner*—Jeffrey S. Parkin*(74) Attorney, Agent, or Firm*—Klarquist Sparkman, LLP**(57) ABSTRACT**The present invention encompasses isolated nucleic acids  
containing transcriptional units which encode a signal  
sequence of one flavivirus and an immunogenic flavivirus  
antigen of a second flavivirus. The invention further encom-  
passes a nucleic acid and protein vaccine and the use of the  
vaccine to immunize a subject against flavivirus infection.  
The invention also provides antigens encoded by nucleic  
acids of the invention, antibodies elicited in response to the  
antigens and use of the antigens and/or antibodies in detecting  
flavivirus or diagnosing flavivirus infection.**20 Claims, 5 Drawing Sheets**

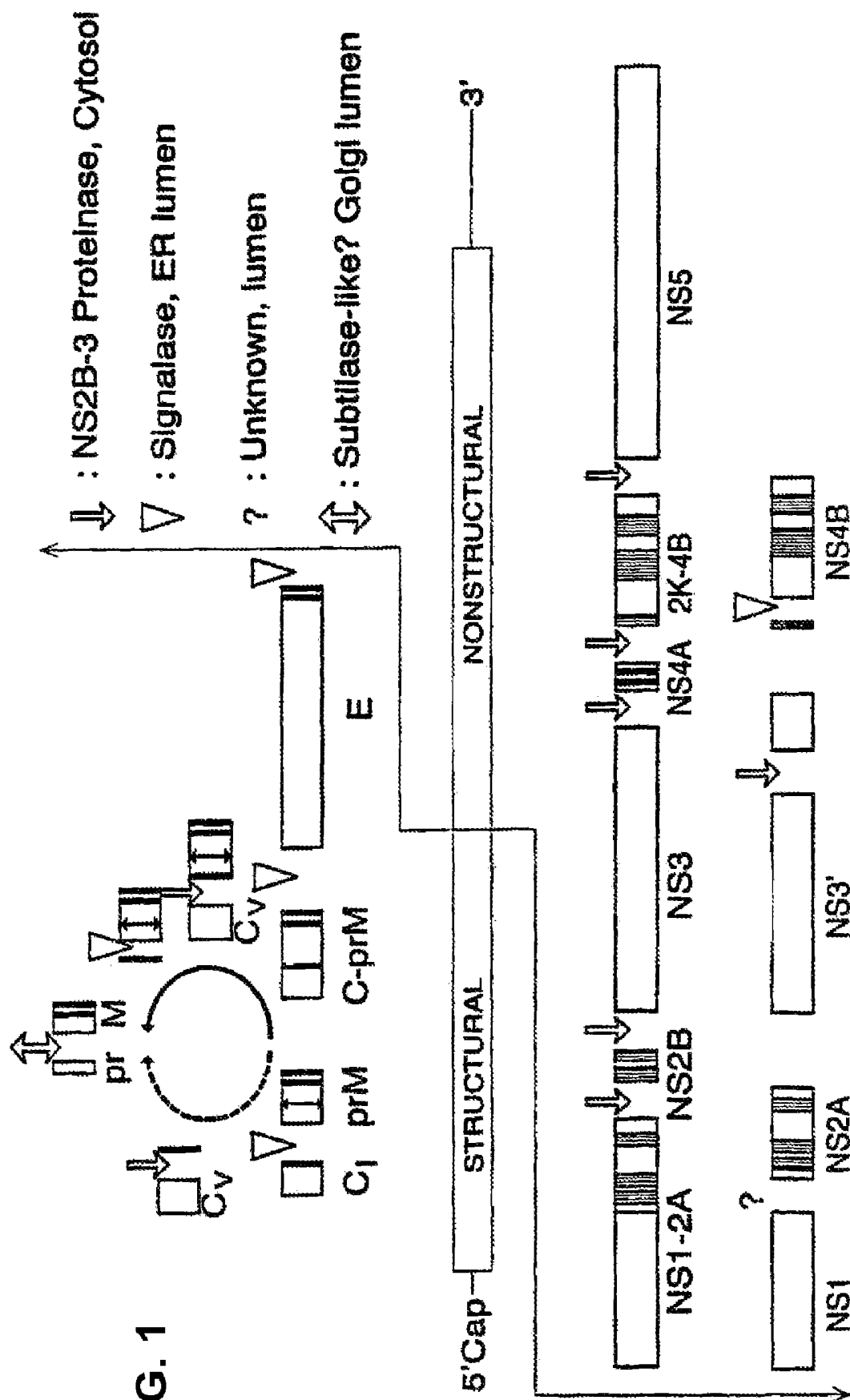
## OTHER PUBLICATIONS

- Wang et al., "Immunization of Mice Against West Nile Virus with Recombinant Envelope Protein," *J. Immunol.* 167:5273-5277 (2001).
- Wang et al., "Immune Response to Neonatal Genetic Immunization," *Virology*, 228:278-284 (1997).
- Wolff et al., "Long-term persistence of plasmid DNA and foreign gene expression in mouse muscle," *Hum Mol Genet.* 1(6):363-369 (Sep. 1992).
- Yang et al., "A p300/CBP-associated factor that competes with the adenoviral oncoprotein E1A," *Nature*, 382:319-324 (Jul. 25, 1996).
- Yasui et al., "Analysis of Japanese encephalitis (JE) virus genome and implications for recombinant JE vaccine," *Southeast Asian J. Trop. Med. Public Health*, 21(4):663-669 (1990).
- Zhang et al., "Immunization of Mice with Dengue Structural Proteins and Nonstructural Protein NSI Expressed by Baculovirus Recombinant Induces Resistance to Dengue Virus Encephalitis," *J. Virol.*, 62(8):3027-3031 (Aug. 1988).
- Zhang et al., "Passive Protection of Mice, Goats, and Monkeys Against Japanese Encephalitis With Monoclonal Antibodies," *J. Med. Virol.*, 29:133-138 (1989).
- Zhao et al., "Cloning Full-Length Dengue Type 4 Viral DNA Sequences: Analysis of Genes Coding for Structural Proteins," *Virology*, 155:77-88 (1986).
- Zhao et al., "Expression of Dengue Virus Structural Proteins and Nonstructural Protein NS<sub>1</sub> by a Recombinant Vaccinia Virus," *J. Virol.*, 61(12):4019-4022 (Dec. 1987).
- "Update: Surveillance for West Nile Virus in Overwintering Mosquitoes—New York, 2000," *Morb. Mortal. Wkly. Rep.*, 49(09):178-179 (Mar. 10, 2000).
- "Update: West Nile Virus Activity—Northeastern United States, 2000," *Morb. Mortal. Wkly. Rep.*, 49(36):820-822 (Sep. 15, 2000).
- Aberle et al., "A DNA Immunization Model Study with Constructs Expressing the Tick-Borne Encephalitis Virus Envelope Protein E in Different Physical Forms," *J. Immunology* 163:6756-6761 (1999).
- Allison et al., "Synthesis and Secretion of Recombinant Tick-Borne Encephalitis Virus Protein E in Soluble and Particulate Form," *J. Virology* 69(9):5816-5820 (Sep. 1995).
- Alvarez et al., "A Phase I Study of Recombinant Adenovirus Vector-Mediated Delivery of an Anti-erbB-2 Single-Chain (sFv) Antibody Gene for Previously Treated Ovarian and Extraovarian Cancer Patients," *Hum. Gene Ther.* 8:229-242 (Jan. 20, 1997).
- Anderson et al., "Isolation of West Nile Virus from Mosquitoes, Crows, and a Cooper's Hawk in Connecticut," *Science* 286(5448):2331-2333 (Dec. 17, 1999).
- Asnis et al., "The West Nile Virus Outbreak of 1999 in New York: The Flushing Hospital Experience," *Clin. Infect. Dis.* 30: 413-418 (2000).
- Azevedo et al., "Main features of DNA-based immunization vectors," *Braz. J. Med. Biol. Res.* 32(2):147-153 (1999).
- Bray et al., "Mice Immunized with Recombinant Vaccinia Virus Expressing Dengue 4 Virus Structural Proteins with or without Nonstructural Protein NSI Are Protected Against Fatal Dengue Virus Encephalitis," *J. Virol.* 63(6):2853-2856 (Jun. 1989).
- Chang et al., "A Single Intramuscular Injection of Recombinant Plasmid DNA Induces Protective Immunity and Prevents Japanese Encephalitis in Mice," *J. Virol.* 74(9):4244-4252 (May 2000).
- Chang et al., "Enhancing biosynthesis and secretion of premembrane and envelope proteins by the chimeric plasmid of dengue virus type 2 and Japanese encephalitis virus," *Virology*, 306:170-180 (2003).
- Chang et al., "Flavivirus DNA Vaccines," *Annals New York Academy of Sciences*, 951:272-285 (2001).
- Chang et al., "Recent advancement in flavivirus vaccine development," *Expert Rev. Vaccines*, 3(2):199-220 (2004).
- Chen et al., "Construction of Intertypic Chimeric Dengue Viruses Exhibiting Type 3 Antigenicity and Neurovirulence for Mice," *J. Virology*, 69(8):5186-5190 (Aug. 1995).
- Clarke et al., "Techniques for Hemagglutination And Hemagglutination-Inhibition With Arthropod-Borne Viruses," *Amer. J. Trop. Med. And Hyg.* 7:561-573 (1958).
- Colombage et al., "DNA-Based and Alphavirus-Vectored Immunisation with PrM and E Proteins Elicits Long-Lived and Protective Immunity against the Flavivirus, Murray Valley Encephalitis Virus," *Virology* 250:151-163 (1998).
- Davis et al., "West Nile Virus Recombinant DNA Vaccine Protects Mouse and Horse from Virus Challenge and Expresses in Vitro a Noninfectious Recombinant Antigen That Can Be Used in Enzyme-Linked Immunosorbent Assays," *J. Virol.* 75(9):4040-4047, 2001 (published on-line Apr. 4, 2001).
- Deubel et al., "Nucleotide Sequence and Deduced Amino Acid Sequence of the Structural Proteins of Dengue Type 2 Virus, Jamaica Genotype," *Virology* 155:365-377 (1986).
- Deubel et al., "Nucleotide Sequence and Deduced Amino Acid Sequence of the Nonstructural Proteins of Dengue Type 2 Virus, Jamaica Genotype: Comparative Analysis of the Full-Length Genome," *Virology* 165:234-244 (1988).
- Dmitriev et al., "Immunization with recombinant vaccinia viruses expressing structural and part of the nonstructural region of tick-borne encephalitis virus cDNA protect mice against lethal encephalitis," *J. Biotechnol.* 44:97-103 (1996).
- Duarte dos Santos et al., "Complete nucleotide sequence of yellow fever virus vaccine strains 17DD and 17D-213," *Virus Res.* 35:35-41 (1995).
- Falgout et al., "Proper Processing of Dengue Virus Nonstructural Glycoprotein NSI Requires the N-Terminal Hydrophobic Signal Sequence and the Downstream Nonstructural Protein NS2a," *J. Virol.* 63(5):1852-1860 (May 1989).
- Falgout et al., "Immunization of Mice with Recombinant Vaccinia Virus Expressing Authentic Dengue Virus Nonstructural Protein NSI Protects Against Lethal Dengue Virus Encephalitis," *J. Virol.* 64(9):4356-4363 (1990).
- Garmendia et al., "Recovery and Identification of West Nile Virus from a Hawk in Winter," *J. Clin. Microbiol.* 38(8):3110-3111 (Aug. 2000).
- Gruenberg et al., "Partial Nucleotide Sequence and Deduced Amino Acid Sequence of the Structural Proteins of Dengue Virus Type 2, New Guinea C and PUO-218 Strains," *J. Gen. Virol.*, 69:1391-1398 (1988).
- Guirakhoo et al., "Recombinant Chimeric Yellow Fever-Dengue Type 2 Virus is Immunogenic and Protective in Nonhuman Primates," *J. Virol.*, 74(12):5477-5485 (2000).
- Hahn et al., "Nucleotide Sequence of Dengue 2 RNA and Comparison of the Encoded Proteins with Those of Other Flaviviruses," *Virology* 162:167-180 (1988).
- Hashimoto et al., "Molecular Cloning and Complete Nucleotide Sequence of the Genome of Japanese Encephalitis Virus Beijing-1 Strain," *Virus Genes* 1(3):305-317 (1988).
- Heinz et al., "Flaviviruses." In *Immunochimistry of Viruses II: The Basis for Serodiagnosis and Vaccines*. (edited by von Regenmortel and Neurath) Elsevier Science Publishers, Chapter 14, pp. 89-305 (1990).
- Henchal et al., "Dengue Virus-Specific And Flavivirus Group Determinants Identified With Monoclonal Antibodies By Indirect Immunofluorescence," *Amer. J. Trop. Med. Hyg.* 31:830-836 (1982).
- Hennessy et al., "Effectiveness of live-attenuated Japanese encephalitis vaccine (SA14-14-2): a case-control study," *Lancet* 347:1583-1586 (Jun. 8, 1996).
- Ho et al., "DNA vaccination induces a long-term antibody response and protective immunity against pseudorabies virus in mice," *Arch Virol.* 143:115-125 (1998).
- Hubálek et al., "West Nile Fever—a Reemerging Mosquito-Borne Viral Disease in Europe," *Emerg. Infect. Dis.*, 5(5):643-650 (1999).
- Hunt et al., "A recombinant particulate antigen of Japanese encephalitis virus produced in stably-transformed cells is an effective noninfectious antigen and subunit immunogen," *J. Virological Methods*, 97:133-149 (2001).
- Hunt and Calisher, "Relationships of Bunyamwera Group Viruses by Neutralization," *Amer. J. Trop. Med. Hyg.*, 28(4):740-749 (1979).
- Jacobs et al., "High-level expression of the tick-borne encephalitis virus NSI protein by using an adenovirus-based vector: protection elicited in a murine model," *J. Virol.*, 66(4):2086-2095 (Apr. 1992).
- Jacobs, "A novel recombinant adenovirus vector expressing a flavivirus non-structural protein protects against lethal flavivirus challenge," *Clinical Science*, 85:117-122 (1993).
- Jia et al., "Genetic analysis of West Nile New York 1999 encephalitis virus," *Lancet*, 354:1971-1972 (Dec. 4, 1999).

- Johnson et al., "Detection of Anti-Arboviral Immunoglobulin G by Using a Monoclonal Antibody-Based Capture Enzyme-Linked Immunosorbent Assay," *J. Clin. Microbiol.*, 38(5):1827-1831 (May 2000).
- Kimura-Kuroda and Yasui, "Antigenic Comparison of Envelope Protein E between Japanese Encephalitis Virus and Some Other Flaviviruses Using Monoclonal Antibodies," *J. Gen. Virol.*, 67:2663-2672 (1986).
- Kimura-Kuroda and Yasui, "Topographical Analysis of Antigenic Determinants on Envelope Glycoprotein V3 (E) of Japanese Encephalitis Virus, Using Monoclonal Antibodies," *J. Virol.*, 45(1):124-132 (Jan. 1983).
- Klinman et al., "CpG motifs as immune adjuvants," *Vaccine*, 17:19-25 (1999).
- Kochel et al., "Inoculation of plasmids expressing the dengue-2 envelope gene elicit neutralizing antibodies in mice," *Vaccine*, 15(5):547-552 (1997).
- Köhler et al., "Continuous cultures of fused cells secreting antibody of predefined specificity," *Nature*, 256:495-497 (Aug. 7, 1975).
- Konishi et al., "A DNA vaccine expressing dengue type 2 virus premembrane and envelope genes induces neutralizing antibody and memory B cells in mice," *Vaccine* 18:1133-1139 (2000).
- Konishi et al., "Comparison of Protective Immunity Elicited by Recombinant Vaccinia Viruses That Synthesize E or NS1 of Japanese Encephalitis Virus," *Virology*, 185:401-410 (1991).
- Konishi et al., "Avipox virus-vectored Japanese encephalitis virus vaccines: use a vaccine candidates in combination with purified sub-unit immunogens," *Vaccine*, 12(7):633-638 (1994).
- Konishi et al., "Generation and Characterization of a Mammalian Cell Line Continuously Expressing Japanese Encephalitis Virus Subviral Particles," *J. Virol.* 75(5):2204-2212 (Mar. 2001).
- Konishi et al., "The Anamnestic Neutralizing Antibody Response Is Critical for Protection of Mice from Challenge following Vaccination with a Plasmid Encoding the Japanese Encephalitis Virus Premembrane and Envelope Genes," *J. Virology* 73(7):5527-5534 (Jul. 1999).
- Konishi et al., "Induction of Protective Immunity against Japanese Encephalitis in Mice by Immunization with a Plasmid Encoding Japanese Encephalitis Virus Premembrane and Envelope Genes," *J. Virology* 72(6):4925-4930 (Jun. 1998).
- Konishi et al., "Mice Immunized with a Subviral Particle Containing the Japanese Encephalitis Virus prM/M and E Proteins Are Protected from Lethal JEV Infection," *Virology*, 188:714-720 (1992).
- Kozak, "An analysis of 5'-noncoding sequences from 699 vertebrate messenger RNAs," *Nucleic Acids Research*, 15(20):8125-8148, 1987.
- Kozak, "Circumstances and Mechanisms of Inhibition of Translation by Secondary Structure in Eucaryotic mRNAs," *Mol. Cell. Biol.*, 9(11):5134-5142 (Nov. 1989).
- Kuno et al., "Phylogeny of the Genus Flavivirus," *J. Virol.*, 72(1):73-83 (Jan. 1998).
- Laemmli, "Cleavage of Structural Proteins during the Assembly of the Head of Bacteriophage T4," *Nature*, 227:680-685 (Aug. 15, 1970).
- Lai et al., "Immunization of Monkeys with Baculovirus Recombinant-expressed Dengue Envelope and NSI Glycoproteins Induces Partial Resistance to Challenge with Homotypic Dengue Virus," In *Vaccines 90: Modern Approaches to New Vaccines including Prevention of AIDS*, Cold Spring Harbor Laboratory, Cold Springs Harbor, NY, pp. 119-124 (1990).
- Lanciotti et al., "Origin of the West Nile Virus Responsible for an Outbreak of Encephalitis in the Northeastern United States," *Science*, 286:2333-2337 (Dec. 17, 1999).
- Lin et al., "DNA Immunization with Japanese Encephalitis Virus Nonstructural Protein NS1 Elicits Protective Immunity in Mice," *J. Virol.*, 72(1):191-200 (Jan. 1998).
- Mackow et al., "The Nucleotide Sequence of Dengue Type 4 Virus: Analysis of Genes Coding for Nonstructural Proteins," *Virology*, 159:217-228 (1987).
- Mandl et al., "Complete Genomic Sequence of Powassan Virus: Evaluation of Genetic Elements in Tick-Borne Versus Mosquito-Borne Flaviviruses," *Virology*, 194:173-184 (1993).
- Martin et al., "Standardization of Immunoglobulin M Capture Enzyme-Linked Immunosorbent Assays for Routine Diagnosis of Arboviral Infections," *J. Clin. Microbiol.*, 38(5):1823-1826 (May 2000).
- Mason et al., "Sequence of the Dengue-1 Virus genome in the Region Encoding the Three Structural Proteins and the Major Nonstructural Protein NS1," *Virology*, 161:262-267 (1987).
- Mason et al., "Japanese Encephalitis Virus-Vaccinia Recombinants Produce Particulate Forms of the Structural Membrane Proteins and Induce High Levels of Protection against Lethal JEV Infection," *Virology*, 180:294-305 (1991).
- Mir et al., "High-efficiency gene transfer into skeletal muscle mediated by electric pulses," *Proc. Nat. Acad. Sci. USA*, 96:4262-4267 (Apr. 1999).
- Monath, "Flavivirus," *Virology* (R.N. Fields, ed.), 763-814 (1990).
- Nitayaphan et al., "Nucleotide Sequence of the Virulent SA-14 Strain of Japanese Encephalitis Virus and Its Attenuated Vaccine Derivative, SA-14-14-2," *Virology*, 177:541-552 (1990).
- Osatomi and Sumiyoshi, "Complete Nucleotide Sequence of Dengue Type 3 Virus Genome RNA," *Virology*, 176:643-647 (1990).
- Osatomi et al., "Nucleotide Sequence of Dengue Type 3 Virus Genomic RNA Encoding Viral Structural Proteins," *Virus Genes*, 2(1):99-108 (1988).
- Phillipotts et al., "Immunization with DNA polynucleotides protects mice against lethal challenge with St. Louis encephalitis virus," *Arch. Virol.* 141:743-749 (1996).
- Pincus et al., "Recombinant vaccinia virus producing the prM and E proteins of yellow fever virus protects mice from lethal yellow fever encephalitis," *Virology*, 187:290-297 (1992).
- Porter et al., "Protective efficacy of a dengue 2 DNA vaccine in mice and the effect of CpG immuno-stimulatory motifs on antibody responses," *Arch. Virol.* 143:997-1003 (1998).
- Ramelow et al., "Detection of tick-borne encephalitis virus RNA in ticks (*Ixodes ricinus*) by the polymerase chain reaction," *J. Virol. Meth.*, 45:115-9 (1993).
- Raviprakash et al., "Immunogenicity of dengue type 1 DNA vaccines expressing truncated and full length envelope protein," *Vaccine* 18:2426-2434 (2000).
- Rice et al., "Nucleotide Sequence of Yellow Fever Virus: Implications for Flavivirus Gene Expression and Evolution," *Science*, 229:726-733 (Aug. 23, 1985).
- Roehrig et al., "Identification of Epitopes on the E Glycoprotein of Saint Louis Encephalitis Virus Using Monoclonal Antibodies," *Virology*, 128:118-126 (1983).
- Roehrig et al., "Synthetic Peptides Derived from the Deduced Amino Acid Sequence of the E-Glycoprotein of Murray Valley Encephalitis Virus Elicit Antiviral Antibody," *Virology*, 171:49-60 (1989).
- Sato et al., "Immunostimulatory DNA Sequences Necessary for Effective Intradermal Gene Immunization," *Science*, 273(5273):352-354 (Jul. 19, 1996).
- Schalich et al., "Recombinant subviral particles from tick-borne encephalitis virus are fusogenic and provide a model system for studying flavivirus envelope glycoprotein functions," *J. Virol.*, 70:4549-4557 (Jul. 1996).
- Schimaljohn et al., "Naked DNA Vaccines Expressing the prM and E Genes of Russian Spring Summer Encephalitis Virus and Central European Virus Protect Mice from Homologous and Heterologous Challenge," *J. Virology* 71(12):9563-9569 (Dec. 1997).
- Seeger et al., "The cloned genome of ground squirrel hepatitis virus is infectious in the animal," *Proc Natl Aca Sci U.S.A.*, 81(18):5849-4852 (Sep. 1984).
- Sela, *The Choice of Carrier Synthetic Vaccines Volume I* (edited by Arnon) CRC Press Inc., Boca Raton, FL., pp. 83-92 (1987).
- Simmons et al., "Short Report: Antibody Responses of Mice Immunized with a Tetravalent Dengue Recombinant Protein Subunit Vaccine," *Am. J. Trop. Med. Hyg.* 65(2):159-161 (2001).
- Smithburn et al., "A Neurotropic Virus Isolated From the Blood Of A Native of Uganda," *Am. J. Trop. Med. Hyg.*, 20:471-492 (1940).
- Sumiyoshi et al., "Complete Nucleotide Sequence of the Japanese Encephalitis Virus Genome RNA," *Virology*, 161:497-510 (1987).
- Tardei et al., "Evaluation of Immunoglobulin M (IgM) and IgG Enzyme Immunoassays in Serologic Diagnosis of West Nile Virus Infection," *J. Clin. Microbiol.* 38(6):2232-2239 (Jun. 2000).
- Trent et al., "Partial Nucleotide Sequence of St. Louis Encephalitis Virus RNA: Structural Proteins. NS1 ns2a and ns2b," *Virology*, 156:293-304 (1987).
- Tsai et al., *Japanese Encephalitis Vaccines*. In *Vaccines* (2<sup>nd</sup> edition) (edited by Plotkin and Mortimer), W.B. Saunders Co., Philadelphia, PA, Chapter 24, pp. 671-713 (1994).

\* cited by examiner

**FIG. 1**



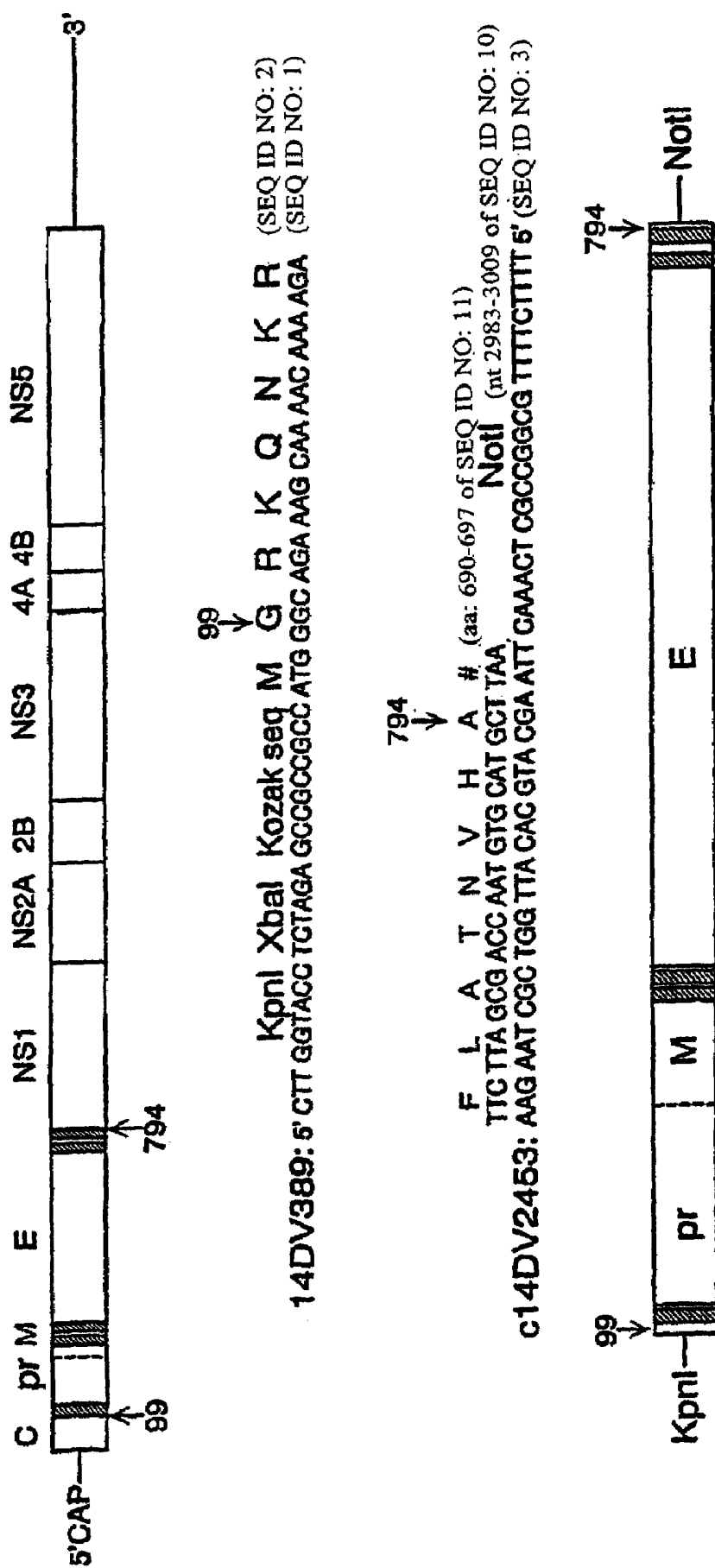


Fig. 2

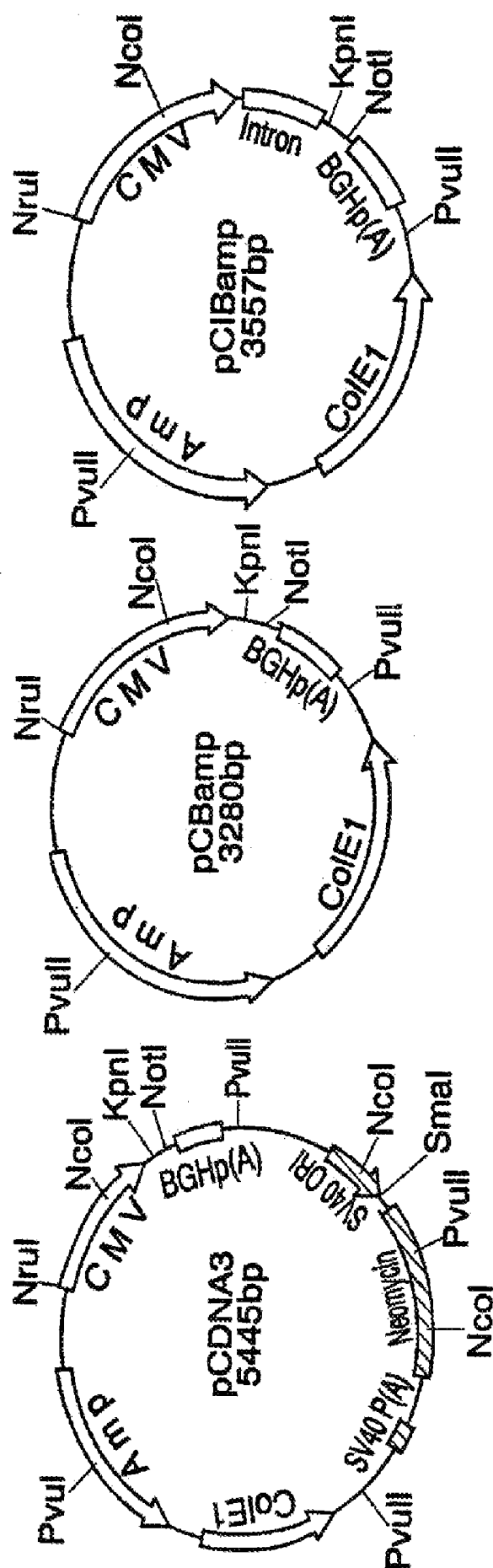


FIG. 3

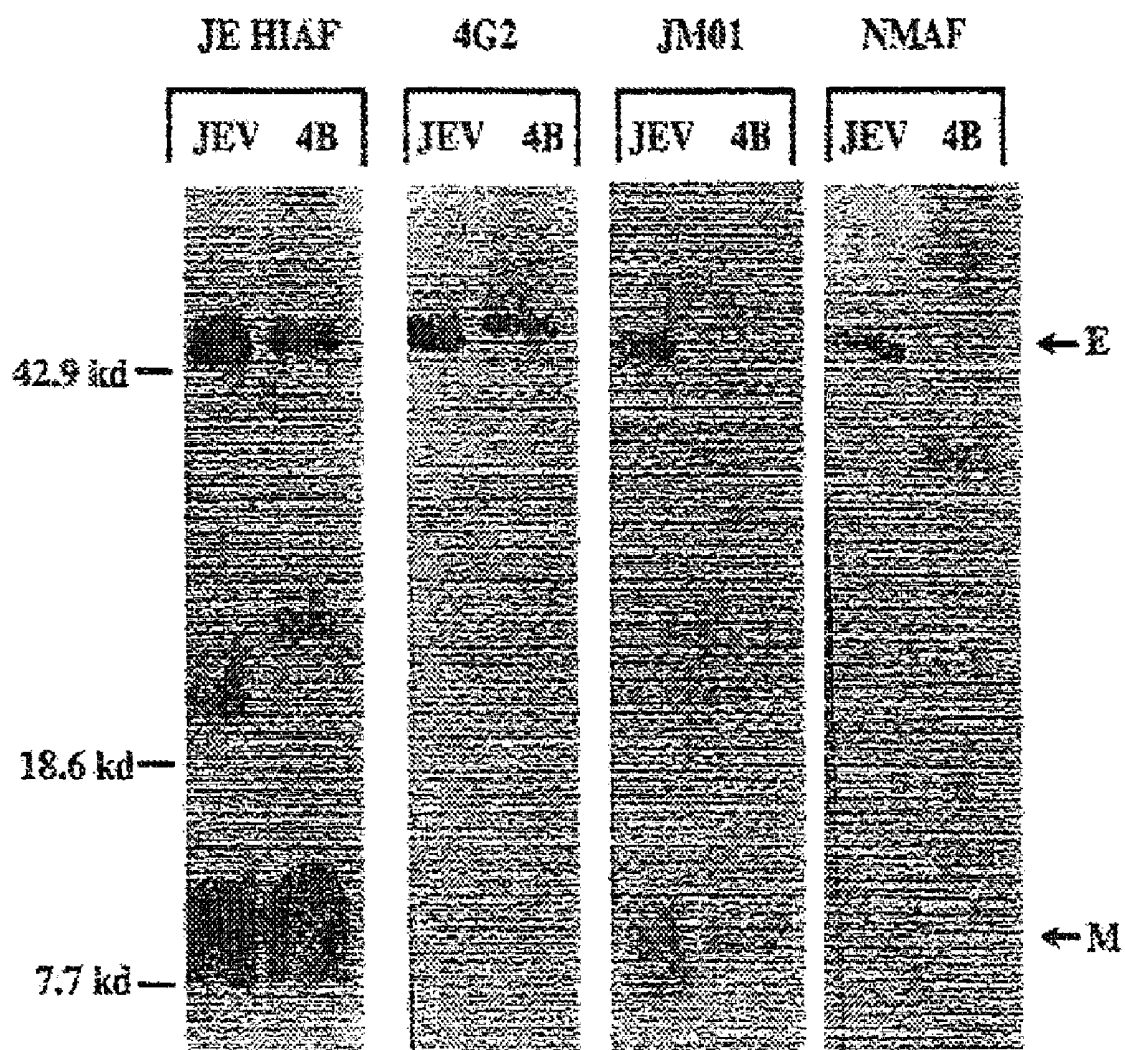


FIG. 4

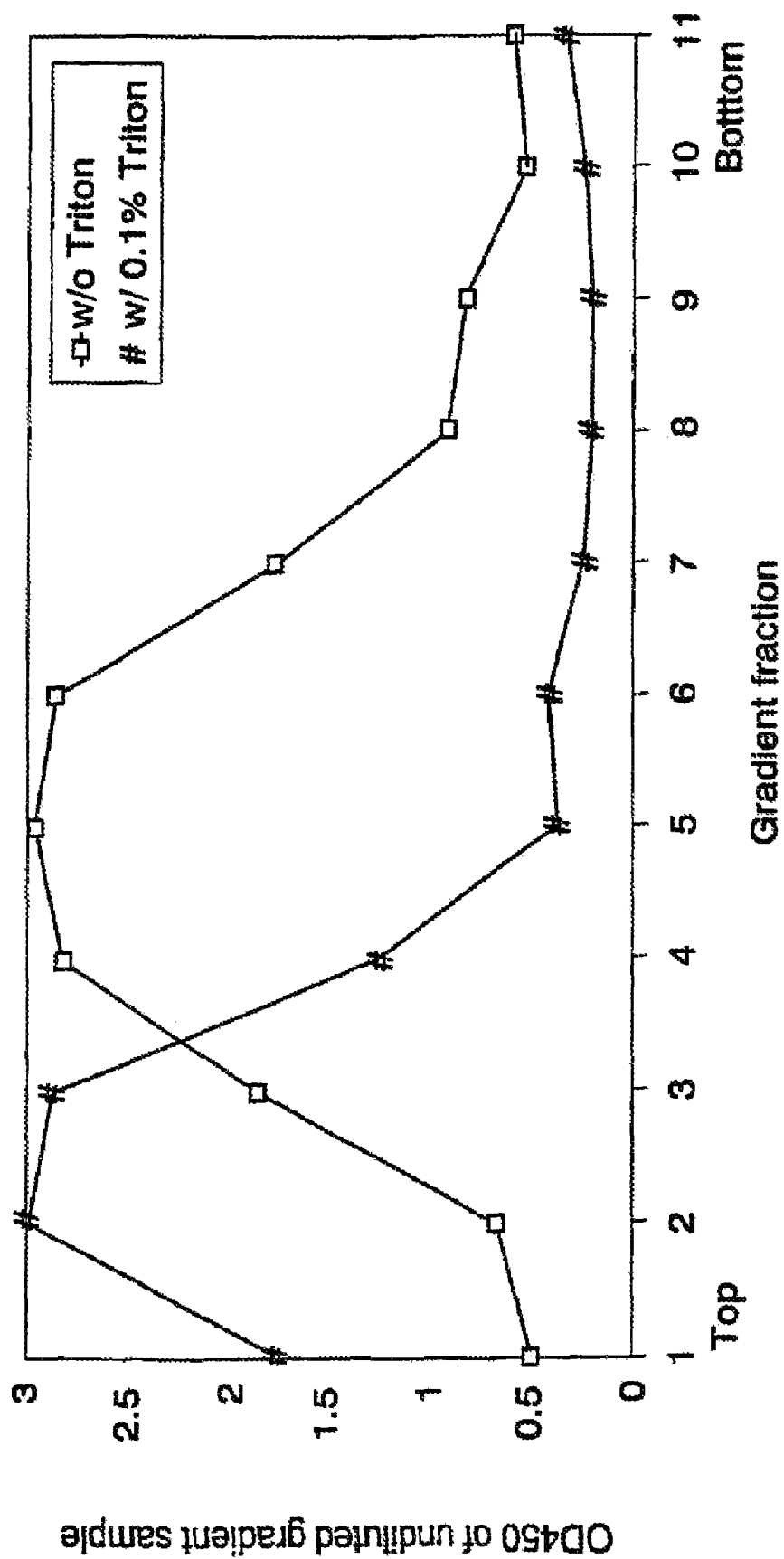


FIG. 5



# **FLAVIVIRUS DETECTION METHODS EMPLOYING RECOMBINANT ANTIGENS COMPRISING A JAPANESE ENCEPHALITIS (JEV) SIGNAL SEQUENCE**

This is a divisional of U.S. patent application Ser. No. 09/826,115, filed Apr. 4, 2001 and issued as U.S. Pat. No. 7,227,011 on Jun. 5, 2007, which is a continuation-in-part of, and claims priority to U.S. application Ser. No. 09/701,536, filed Jun. 18, 2001 now U.S. Pat. No. 7,417,136, which is a national stage of international application No. PCT/US99/12298, filed Jun. 3, 1999, which claims the benefit of U.S. provisional application No. 60/087,908, filed Jun. 4, 1998. All of the listed applications are incorporated herein in their entirety by reference.

## **FIELD OF THE INVENTION**

This invention relates to novel vaccines, diagnostics and methods of using both in the treatment and prevention of the diseases caused by flaviviruses. In particular, the vaccines are recombinant nucleic acids which contain genes for structural proteins of flaviviruses, such as Japanese encephalitis virus (JEV), West Nile virus (WNV) or related flaviviruses. These vaccines serve as a transcriptional unit for the biosynthesis of the virus protein antigens when administered in vivo. The diagnostics are compositions containing antigens produced from the recombinant nucleic acids that can be used to detect flavivirus infection.

## **BACKGROUND OF THE INVENTION**

Flaviviruses are members of the genus *Flavivirus*, which is classified within the family *Flaviviridae*. The flaviviruses are largely pathogenic to humans and other mammals. Flaviviruses that inflict disease upon humans and animals include Alfuy, Apoi, Aroa, Bagaza, Banzi, Batu Cave, Bouboui, Bukalasa bat, Bussuquara, Cacipacore, Carey Island, Cowbone Ridge, Dakar bat, Dengue (serotypes 1, 2, 3 and 4), Edge Hill, Entebbe bat, Gadgets Gully, Iguape, Ilheus, Israel turkey meningoencephalitis, Japanese encephalitis, Jugra, Jutiapa, Kadam, Karshi, Kedougou, Kokobera, Koutango, Kunjin, Kyasanur Forest disease, Langat, Meaban, Modoc, Montana myotis leukoencephalitis, Murray Valley encephalitis, Naranjal, Negishi, Ntaya, Omsk hemorrhagic fever, Phnom Penh bat, Potiskum, Powassan, Rio Bravo, Rocio, Royal Farm, Russian spring summer encephalitis, Saboya, Sal Vieja, San Perlita, Saumarez Reef, Sepik, Sokuluk, Spondweni, St. Louis encephalitis, Stratford, Tick-borne encephalitis—central European subtype, Tick-borne encephalitis—far eastern subtype, Tembusu, THCAr, Tyuleny, Uganda S, Usutu, West Nile, Yaounde, Yellow fever, Yokose, Ziki, Cell fusing agent and other related flaviviruses, as listed in Kuno et al. (*J. Virol.* 72: 73-83 (1998)).

The flaviviruses contain the following three structural proteins: prM/M, the premembrane and membrane protein; E, the envelope protein; and C, the capsid protein. (Monath, in *Virology* (Fields, ed.), Raven Press, New York, 1990, pp. 763-814; Heinz and Roehrig, in *Immunochimistry of Viruses II: The Basis for Serodiagnosis and Vaccines* (van Regenmortel and Neurath, eds.), Elsevier, Amsterdam, 1990, pp. 289-305). M has a molecular weight (MW) of about 7-8 kilodaltons (kDa) and E has a MW of about 55-60 kDa. M is synthesized as a larger precursor termed prM. The pr portion of prM is removed when prM is processed to form M protein in mature virions. M and E are located in the membrane of the

flavivirus particle, and so have long been considered to constitute important immunogenic components of the viruses.

The flaviviruses are RNA viruses comprising single stranded RNA having a length, among the various species, of about 10 kilobases (kb). The C protein, with a MW of 12-14 kDa, complexes with the RNA to form a nucleocapsid complex. Several nonstructural proteins are also encoded by the RNA genome which are termed NS1, NS2A, NS2B, NS3, NS4A, NS4B and NS5. The genome is translated within the host cell as a polypeptide, then processed co- or post-translationally into the individual gene products by viral- or host-specific proteases (FIG. 1).

The nucleotide sequences of the genomes of several flaviviruses are known, as summarized in U.S. Pat. No. 5,494,671. That for JEV is provided by Sumiyoshi et al. (*Virology* 161: 497-510 (1987)) and Hashimoto et al. (*Virus Genes* 1: 305-317 (1988)). The nucleotide sequences of the virulent strain SA-14 of JEV and the attenuated strain SA-14-14-2, used as a vaccine in the People's Republic of China, are compared in the work of Nitayaphan et al. (*Virology* 177: 541-552 (1990)).

Nucleotide sequences encoding the structural proteins of other flavivirus species are also known. In many cases, the sequences for the complete genomes have been reported. The sequences available include dengue serotype 1 virus, dengue serotype 2 virus (Deubel et al., *Virology* 155: 365-377 (1986); Gruenberg et al., *J. Gen. Virol.* 69: 1391-1398 (1988); Hahn et al. *Virology* 162: 167-180 (1988)), dengue serotype 3 virus (Osatomi et al., *Virus Genes* 2: 99-108 (1988)), dengue serotype 4 virus (Mackow et al., *Virology* 159: 217-228 (1987), Zhao et al., *Virology* 155: 77-88 (1986)), West Nile virus (Lancioti et al., *Science* 286: 2331-2333 (1999)), Powassan virus (Mandl et al., *Virology* 194: 173-184 (1993)) and yellow fever virus (YFV) (Rice et al., *Science* 229: 726-733 (1985)).

Many flaviviruses, including St. Louis encephalitis virus (SLEV), WNV and JEV, are transmitted to humans and other host animals by mosquitoes. They therefore occur over widespread areas and their transmission is not easily interrupted or prevented.

West Nile fever is a mosquito-borne flaviviral infection that is transmitted to vertebrates primarily by various species of *Culex* mosquitoes. Like other members of the Japanese encephalitis (JE) antigenic complex of flaviviruses, including JE, SLE and Murray Valley encephalitis (MVE) viruses, WNV is maintained in a natural cycle between arthropod vectors and birds. The virus was first isolated from a febrile human in the West Nile district of Uganda in 1937 (Smithburn et al., *Am. J. Trop. Med. Hyg.* 20: 471-492 (1940)). It was soon recognized as one of the most widely distributed flaviviruses, with its geographic range including Africa, the Middle East, Western Asia, Europe and Australia (Hubalek et al., *Emerg. Infect. Dis.* 5: 643-50 (1999)). Clinically, West Nile fever in humans is a self-limited acute febrile illness accompanied by headache, myalgia, polyarthropathy, rash and lymphadenopathy (Monath and Tsai, in *Clinical Virology*, (Richman, Whitley and Hayden eds.), Churchill-Livingstone, New York, 1997, pp. 1133-1186). Acute hepatitis or pancreatitis has been reported on occasion and cases of WNV infection in elderly patients are sometimes complicated by encephalitis or meningitis (Asnis et al., *Clin. Infect. Dis.* 30: 413-418 (2000)). Thus, infection by WNV is a serious health concern in many regions of the world.

The geographical spread of the disease, particularly the introduction of WNV into the U.S. in 1999, has greatly increased awareness of the human and animal health concerns of this disease. Between late August and early September 1999, New York City and surrounding areas experienced an

outbreak of viral encephalitis, with 62 confirmed cases, resulting in seven deaths. Concurrent with this outbreak, local health officials observed increased mortality among birds (especially crows) and horses. The outbreak was subsequently shown to be caused by WNV, based on monoclonal antibody (Mab) mapping and detection of genomic sequences in human, avian and mosquito specimens (Anderson et al., *Science* 286: 2331-2333 (1999); Jia et al., *Lancet* 354: 1971-1972 (1999); Lanciotti et al., *Science* 286: 2333-2337 (1999)). Virus activity detected during the ensuing winter months indicated that the virus had established itself in North America (*Morb. Mortal. Wkly. Rep.* 49: 178-179 (2000); Asnis et al., *Clin. Infect. Dis.* 30: 413-418 (2000); Garmendia et al., *J. Clin. Micro.* 38: 3110-3111 (2000)). Surveillance data reported from the northeastern and mid-Atlantic states during the year 2000 confirmed an intensified epizootic/epidemic transmission and a geographic expansion of the virus with documentation of numerous cases of infection in birds, mosquitoes and horses, as well as cases in humans (*Morb. Mortal. Wkly. Rep.* 49: 820-822 (2000)).

Currently, no human or veterinary vaccine is available to prevent WNV infection and mosquito control is the only practical strategy to combat the spread of the disease.

Japanese encephalitis virus (JEV) infects adults and children and there is a high mortality rate among infants, children and the elderly in areas of tropical and subtropical Asia (Tsai et al., in *Vaccines* (Plotkin, ed.) W. B. Saunders, Philadelphia, Pa., 1999, pp. 672-710). Among survivors, there are serious neurological consequences, related to the symptoms of encephalitis, that persist after infection. In more developed countries of this region, such as Japan, the Republic of China (Taiwan) and Korea, JEV has been largely controlled by use of a vaccine of inactivated JEV. Nevertheless, it is still prevalent in other countries of the region.

Vaccines available for use against JEV infection include live virus inactivated by such methods as formalin treatment, as well as attenuated virus (Tsai et al., in *Vaccines* (Plotkin, ed.) W. B. Saunders, Philadelphia, Pa., 1994, pp. 671-713). Whole virus vaccines, although effective, do have certain problems and/or disadvantages. The viruses are cultivated in mouse brain or in cell culture using mammalian cells as the host. Such culture methods are cumbersome and expensive. Furthermore, there is the attendant risk of incorporating antigens from the host cells, i.e., the brain or other host, into the final vaccine product, potentially leading to unintended and undesired allergic responses in the vaccine recipients. There is also the risk of inadvertent infection among workers involved in vaccine production. Finally, there is the risk that the virus may not be fully or completely inactivated or attenuated and thus, the vaccine may actually cause disease.

Dengue fever and dengue hemorrhagic fever (DF/DHF) are caused by dengue virus, which is also a mosquito-borne flavivirus. There are four antigenically related, but distinct, dengue virus serotypes, (DEN-1, DEN-2, DEN-3 and DEN-4), all of which can cause DF/DHF. Symptoms of DF, the mild form of dengue-related disease, include fever, rash, severe headache and joint pain. Mortality among those subjects suffering from DF is low; however, among those subjects suffering from DHF, mortality can be as high as 5%. From available evidence, more than 3 million cases of DHF and 58,000 deaths have been attributed to DHF over the past 40 years, making DHF a major emerging disease (Halstead, in *Dengue and Dengue Hemorrhagic Fever* (Gubler and Kuno, eds.) CAB International, New York, N.Y., (1997) pp 23-44). Nevertheless, despite decades of effort, safe and effective vaccines to protect against dengue virus infection are not yet available.

Yellow fever is prevalent in tropical regions of South America and sub-Saharan Africa and is transmitted by mosquitoes. Infection leads to fever, chills, severe headache and other pains, anorexia, nausea and vomiting, with the emergence of jaundice. A live virus vaccine, 17D, grown in infected chicken embryos, is considered safe and effective. Nevertheless, there remains a need for a vaccine that is stable under adverse conditions, such as are commonly encountered in the tropical regions of Africa and the Americas where the vaccine is most needed.

A recombinant flavivirus which is a chimera between two flaviviruses is disclosed in PCT publication WO 93/06214. The chimera is a construct fusing non-structural proteins from one "type," or serotype, of dengue virus or a flavivirus, with structural proteins from a different "type," or serotype, of dengue virus or other flavivirus.

Several recombinant subunit and viral vaccines have been devised in recent years. U.S. Pat. No. 4,810,492 describes the production of the E glycoprotein of JEV for use as the antigen in a vaccine. The corresponding DNA is cloned into an expression system in order to express the antigen protein in a suitable host cell such as *E. coli*, yeast, or a higher organism cell culture. U.S. Pat. No. 5,229,293 discloses recombinant baculovirus harboring the gene for JEV E protein. The virus is used to infect insect cells in culture such that the E protein is produced and recovered for use as a vaccine.

U.S. Pat. No. 5,021,347 discloses a recombinant vaccinia virus genome into which the gene for JEV E protein has been incorporated. The live recombinant vaccinia virus is used as the vaccine to immunize against JEV. Recombinant vaccinia viruses and baculoviruses in which the viruses incorporate a gene for a C-terminal truncation of the E protein of dengue serotype 2, dengue serotype 4 and JEV are disclosed in U.S. Pat. No. 5,494,671. U.S. Pat. No. 5,514,375 discloses various recombinant vaccinia viruses which express portions of the JEV open reading frame extending from prM to NS2B. These pox viruses induced formation of extracellular particles that contain the processed M protein and the E protein. Two recombinant viruses encoding these JEV proteins produced high titers of neutralizing and hemagglutinin-inhibiting antibodies, and protective immunity, in mice. The extent of these effects was greater after two immunization treatments than after only one. Recombinant vaccinia virus containing genes for the prM/M and E proteins of JEV conferred protective immunity when administered to mice (Konishi et al., *Virology* 180: 401-410 (1991)). HeLa cells infected with recombinant vaccinia virus bearing genes for prM and E from JEV were shown to produce subviral particles (Konishi et al., *Virology* 188: 714-720 (1992)). Dmitriev et al. reported immunization of mice with a recombinant vaccinia virus encoding structural and certain nonstructural proteins from tick-borne encephalitis virus (*J. Biotechnology* 44: 97-103 (1996)).

Recombinant virus vectors have also been prepared to serve as virus vaccines for dengue fever. Zhao et al. (*J. Virol.* 61: 4019-4022 (1987)) prepared recombinant vaccinia virus bearing structural proteins and NS1 from dengue serotype 4 and achieved expression after infecting mammalian cells with the recombinant virus. Similar expression was obtained using recombinant baculovirus to infect target insect cells (Zhang et al., *J. Virol.* 62: 3027-3031 (1988)). Bray et al. (*J. Virol.* 63: 2853-2856 (1989)) also reported a recombinant vaccinia dengue vaccine based on the E protein gene that confers protective immunity to mice against dengue encephalitis when challenged. Falgout et al. (*J. Virol.* 63: 1852-1860 (1989)) and Falgout et al. (*J. Virol.* 64: 4356-4363 (1990)) reported similar results. Zhang et al. (*J. Virol.* 62: 3027-3031 (1988)) showed that recombinant baculovirus encoding dengue E and NS1

proteins likewise protected mice against dengue encephalitis when challenged. Other combinations in which structural and nonstructural genes were incorporated into recombinant virus vaccines failed to produce significant immunity (Bray et al., *J. Virol.* 63: 2853-2856 (1989)). Also, monkeys failed to develop fully protective immunity to dengue virus challenge when immunized with recombinant baculovirus expressing the E protein (Lai et al. (1990) pp. 119-124 in F. Brown, R. M. Chancok, H. S. Ginsberg and R. Lerner (eds.) *Vaccines 90: Modern approaches to new vaccines including prevention of AIDS*, Cold Spring Harbor Laboratory, Cold Spring Harbor, N.Y.).

Immunization using recombinant DNA preparations has been reported for SLEV and dengue-2 virus, using weanling mice as the model (Phillpotts et al., *Arch. Virol.* 141: 743-749 (1996); Kochel et al., *Vaccine* 15: 547-552 (1997)). Plasmid DNA encoding the prM and E genes of SLEV provided partial protection against SLEV challenge with a single or double dose of DNA immunization. In these experiments, control mice exhibited about 25% survival and no protective antibody was detected in the DNA-immunized mice (Phillpotts et al., *Arch. Virol.* 141: 743-749 (1996)). In mice that received three intradermal injections of recombinant dengue-2 plasmid DNA containing prM, 100% developed anti-dengue-2 neutralizing antibodies and 92% of those receiving the corresponding E gene likewise developed neutralizing antibodies (Kochel et al., *Vaccine* 15: 547-552 (1997)). Challenge experiments using a two-dose schedule, however, failed to protect mice against lethal dengue-2 virus challenge.

The vaccines developed to date for immunizing against infection by JEV, SLEV, dengue virus and other flaviviruses have a number of disadvantages and problems attending their use. Inactivated vaccine is costly and inconvenient to prepare. In addition, any such vaccine entails the risk of allergic reaction originating from proteins of the host cell used in preparing the virus. Furthermore, such vaccines present considerable risk to the workers employed in their production. Candidate attenuated JEV vaccines are undergoing clinical trials, but as of 1996 have not found wide acceptance outside of the People's Republic of China (Hennessy et al., *Lancet* 347: 1583-1586 (1996)).

Recombinant vaccines based on the use of only certain proteins of flaviviruses, such as JEV, produced by biosynthetic expression in cell culture with subsequent purification or treatment of antigens, do not induce high antibody titers. Also, like the whole virus preparations, these vaccines carry the risk of adverse allergic reaction to antigens from the host or to the vector. Vaccine development against dengue virus and WNV is less advanced and such virus-based or recombinant protein-based vaccines face problems similar to those alluded to above.

There is therefore a need for vaccines or improved vaccines directed against flaviviruses such as yellow fever virus, dengue virus, JEV, SLEV and WNV which are inexpensive to prepare, present little risk to workers involved in their manufacture, carry minimal risk of adverse immunological reactions due to impurities or adventitious immunogenic components and are highly effective in eliciting neutralizing antibodies and protective immunity. There is furthermore a need for a vaccine against JEV, WNV and related flaviviruses that minimizes the number of immunizing doses required.

Many of the shortcomings of the current art as described in detail for the production of vaccines also apply to the production of antigens and antibodies to be used for the production of immunodiagnosics. Particularly, the concurrent risks and costs involved in the production of antigens from viruses and the failure of most currently available recombinantly

expressed antigens to elicit effective immune responses are paralleled in the field of immunodiagnosics by the same risks, high costs and a corresponding lack of sensitivity. Thus, because of the high costs, risk of accidental infection with live virus and the lower than desired levels of sensitivity of the previously available tests, there exists a need for rapid, simple and highly sensitive diagnostic tests for detecting flavivirus infection and/or contamination.

The present invention meets these needs by providing highly immunogenic recombinant antigens for use in diagnostic assays for the detection of antibodies to selected flaviviruses. The present invention further provides for the use of recombinant antigens derived from flaviviruses, flavivirus genes or mimetics thereof in immunodiagnostic assays for the detection of antibodies to flavivirus proteins.

## SUMMARY OF THE INVENTION

The present invention provides a nucleic acid molecule which contains a transcriptional unit (TU) for an immunogenic flavivirus antigen. The TU directs a host cell, after being incorporated within the cell, to synthesize the antigen. In an important aspect of the invention, the flavivirus can be yellow fever virus (YFV), dengue serotype 1 virus (DEN-1), dengue serotype 2 virus (DEN-2), dengue serotype 3 virus (DEN-3), dengue serotype 4 virus (DEN-4), St. Louis encephalitis virus (SLEV), Japanese encephalitis virus (JEV), West Nile virus (WNV), Powassan virus or any other flavivirus. In important embodiments of the present invention, the antigen can be the flavivirus prM/M protein, the E protein, or both. In particular, when the TU includes both the prM/M and E proteins, the host cell secretes subviral particles containing the prM/M and E antigens. In a further important aspect of the invention, the nucleic acid is a DNA molecule. In additional significant embodiments, the nucleic acid TU includes a control sequence disposed appropriately such that it operably controls the expression of the prM/M and E antigens and this control sequence can be the cytomegalovirus immediate early promoter. In an additional embodiment, the nucleotide sequence of the TU is engineered to optimize eukaryotic translation by minimizing large hairpin structures in the 5'-end untranslated region of an mRNA produced by the TU and/or the inclusion of a Kozak consensus sequence at the translational start site of an mRNA produced by the TU. In an additional embodiment, the transcriptional unit also includes a poly-A terminator.

The present invention further provides a host cell comprising a nucleic acid molecule which includes a transcriptional unit for an immunogenic flavivirus antigen that directs the host cell to synthesize the immunogenic antigen. The flavivirus may be YFV, DEN-1, DEN-2, DEN-3, DEN-4, SLEV, JEV, WNV, Powassan virus or other flavivirus. In important embodiments, the antigen may be the prM/M protein, the E protein, or both the prM/M and the E proteins. In the latter case, the cell secretes subviral particles containing the prM/M and E antigens.

Additionally, the invention provides a composition for vaccinating a subject against a flavivirus containing a nucleic acid molecule that includes a transcriptional unit for an immunogenic flavivirus antigen. The transcriptional unit directs a cell within the body of the subject, after being incorporated therein, to synthesize the immunogenic antigen. The composition further includes a pharmaceutically acceptable carrier. In significant embodiments, the flavivirus may be YFV, DEN-1, DEN-2, DEN-3, DEN-4, SLEV, JEV, WNV, Powassan virus or other flavivirus. Furthermore, the antigen may be the prM/M protein, the E protein, or both the prM/M

and the E proteins. In the latter instance, the cell secretes subviral particles comprising the flavivirus prM/M and E antigens. These subviral particles are also referred to as non-infectious recombinant antigen (NRA). In important embodiments, the nucleic acid molecule is a DNA molecule. In further significant embodiments, the transcriptional unit additionally contains a control sequence disposed appropriately such that it operably controls the synthesis of the prM/M and E antigens when the nucleic acid is introduced into the cell of the subject. This control sequence can be the cytomegalovirus immediate early promoter. In a still further embodiment, the transcriptional unit can also include a poly-A terminator.

The invention provides still further a method of immunizing a subject against infection by a flavivirus. The method involves administering to the subject an effective amount of a vaccinating composition that contains a nucleic acid molecule which includes a transcriptional unit for an immunogenic flavivirus antigen. The transcriptional unit directs a cell within the body of the subject, after being taken up by the cell, to synthesize the immunogenic antigen. The composition additionally includes a pharmaceutically acceptable carrier. In significant embodiments of the method, the flavivirus may be YFV, DEN-1, DEN-2, DEN-3, DEN-4, SLEV, JEV, WNV, Powassan virus or other flavivirus. In yet other important aspects of the method, the antigen may be the prM/M protein, the E protein, or both the prM/M and the E proteins. When the antigen is both the prM/M and the E proteins, the cell within the body of the subject, after incorporating the nucleic acid within it, secretes subviral particles comprising the flaviviral prM/M and E antigens. Additionally, in significant embodiments of the method, the vaccinating composition is administered to the subject in a single dose, via a parenteral route. In yet a further aspect of the method, the nucleic acid is a DNA molecule. In yet additional embodiments of the method, the transcriptional unit further includes a control sequence disposed appropriately such that it operably controls the synthesis of the prM/M and E antigens and in a significant aspect of this embodiment, the control sequence is the cytomegalovirus immediate early promoter. Furthermore, the transcriptional unit may include a poly-A terminator.

These aspects and embodiments of the invention are the basis for its distinct attributes and advantages. Being a nucleic acid construct involving only portions of the flavivirus genome rather than the sequence encompassing the complete genome, the nucleic acid TU-containing vaccine is completely nonviable. It therefore poses no danger of infection by the flavivirus to those involved in its manufacture or to subjects receiving the vaccine. The nucleic acid vaccine is easy to prepare and easy to administer and is stable in storage prior to use. Unexpectedly it has been found that the nucleic acid vaccine of the invention is essentially 100% successful in conferring protective immunity in mammals after administering only a single dose. A further unexpected result is that the nucleic acid TU is able to engender immunity to a flavivirus in a female mammal which can be transmitted to its progeny through the milk. Without wishing to be limited by theory, the inventor believes that a possible mechanism for the success of the nucleic acid in conferring protective immunity is that a host cell harboring the nucleic acid, such as the cell of a subject to whom the vaccine is administered, produces subviral particles containing the flaviviral prM/M and E antigens. These particles mimic the immunogenic attributes of native flavivirus virions.

The present invention also provides noninfectious antigenic polypeptides, antigenic polypeptide fragments and NRA comprising the prM/M and/or E proteins of flaviviruses,

wherein the transmembrane signal sequence is derived from a first flavivirus and the M and/or E proteins are derived from a second flavivirus. Further, the prM/M protein can comprise amino acid sequences from both the first and the second flaviviruses. "Chimeric" as used herein means any protein or nucleic acid comprising sequence from more than one flavivirus. As used herein, "non-virulent" means the antigen or vaccine of this invention is incapable of causing disease. More particularly, the recombinant protein antigens are free of contaminating genomic material from flaviviruses that is necessary for flavivirus infection, replication and pathogenesis.

The polypeptides of the present invention can comprise the amino acid sequences defined herein, or that are known in the art, of the prM, M and/or E proteins of selected flaviviruses. The nucleic acids of this invention can comprise nucleotide sequence that encodes the prM, M and/or E proteins of selected flaviviruses.

The antigens of the present invention can be unconjugated, or they can be conjugated to a carrier molecule that facilitates placement of the antigen on a solid phase. A carrier molecule is one to which antigens can be conjugated and which will not react with antibodies in human serum. An example of such a carrier is bovine serum albumin (BSA).

The antigens of the present invention can also be recombinant proteins obtained by expressing nucleic acids encoding the antigen in an expression system capable of producing the antigen.

The amino acid sequences of the present antigens can contain an immunoreactive portion of the prM, M and/or E antigen. These antigens may further be attached to sequences designed to provide for some additional property, such as to remove/add amino acids capable of disulfide bonding to increase the reactivity of an epitope by providing a more rigid secondary structure, to increase its bio-longevity or to alter its cytotoxicity or to prevent infection. In any case, the antigen must possess immunoreactivity and/or immunogenicity.

#### BRIEF DESCRIPTION OF THE DRAWINGS

FIG. 1 is a schematic representation of flaviviral polyprotein processing. The central horizontal region provides a schematic representation of the viral genome. The lines denote the 5' and 3' non-translated regions and the boxed regions represent the open reading frame for structural (left and top) and non-structural (right and bottom) proteins. Cleavage by host cell signalase occurs simultaneously with translation at the E protein C-terminus, separating structural and non-structural regions. A subtilase-like cellular enzyme, furin, may be responsible for prM cleavage. Potential transmembrane domains of viral polyprotein are indicated by shaded areas.

FIG. 2 is a map of the JEV genome (top) and the DNA sequence of oligonucleotides used in a reverse transcriptase-polymerase chain reaction (RT-PCR) (center) to construct the transcription unit for the expression of prM-E protein coding regions (bottom). Potential transmembrane domains of viral polyprotein are indicated by shaded areas.

FIG. 3 shows a schematic representation of the plasmid vectors, pCDNA3, pCBamp, and pCIBamp, and the relationship between them. These plasmids include the CMV (cytomegalovirus) promoter/enhancer element, BGHp(A) (bovine growth hormone polyadenylation signal and transcription termination sequence), ampicillin resistance gene and ColE1 origin of replication for selection and maintenance in *E. coli*. The fl origin of replication for single-stranded rescue in *E. coli* cells, SV40 origin of replication

(SV40 ORI), neomycin resistance coding region and SV40p (A) sequences were deleted from pCDNA3 to generate pCBamp. An intron sequence was inserted in the NcoI-KpnI site of pCBamp to generate plasmid pCIBamp.

FIG. 4 shows SDS-PAGE-immunoblot analyses of the sucrose gradient purified subviral particles from JE-4B COS-1 culture fluid (4B, right lane of each pair). The density gradient purified JE virion from JEV infected C6/36 cell culture was used as a positive control (JEV, left lane of each pair). JE HIAF (hyperimmune ascitic fluid); 4G2, anti-E monoclonal antibody; JM01, anti-M monoclonal antibody; NMAF (normal mouse ascitic fluid).

FIG. 5 shows a profile of the E antigen in a rate zonal sucrose gradient analysis prepared from the PEG precipitate of JE-4B cell culture medium with or without Triton X-100 treatment.

#### DETAILED DESCRIPTION OF THE INVENTION

The invention encompasses nucleic acid transcriptional units which encode flaviviral antigenic proteins, such as the prM/M and E protein antigens. The nucleic acids function to express the prM/M and E protein antigens when the nucleic acid is taken up by an appropriate cell, especially when the cell is the cell of a subject. The invention also encompasses a vaccine whose active agent is the nucleic acid transcriptional unit (TU). The invention further encompasses cells containing a TU. The invention in addition encompasses a method of immunizing a subject against flavivirus infection by administering to the subject an effective amount of a vaccine containing the nucleic acid TU molecules.

The invention provides an isolated nucleic acid comprising a transcriptional unit encoding a signal sequence of a structural protein of a first flavivirus and an immunogenic flavivirus antigen of a second flavivirus, wherein the transcriptional unit directs the synthesis of the antigen. The invention further encompasses the use of the nucleic acid transcriptional unit (TU) to generate flaviviral antigens and the flaviviral antigens produced by the nucleic acid TU. The invention still further encompasses the use of the flaviviral antigens encoded by the TU of the invention to produce flavivirus-specific antibodies and to detect the presence of flavivirus-specific antibodies.

In one embodiment, the isolated nucleic acid of this invention can comprise a transcriptional unit encoding a Japanese encephalitis virus signal sequence.

In another embodiment, the transcriptional unit of this invention can encode an immunogenic flavivirus antigen which can be from one or more of the following flaviviruses: yellow fever virus, dengue serotype 1 virus, dengue serotype 2 virus, dengue serotype 3 virus, dengue serotype 4 virus, Japanese encephalitis virus, Powassan virus and West Nile virus.

In a particular embodiment, the nucleic acid of this invention can encode a signal sequence of Japanese encephalitis virus and an M protein and an E protein of West Nile virus, SLEV, YFV and/or Powassan virus. The nucleic acid can also encode an immunogenic antigen which can be an M protein of a flavivirus, an E protein of a flavivirus, both an M protein and an E protein of a flavivirus, a portion of an M protein of a flavivirus, a portion of an E protein of a flavivirus and/or both a portion of an M protein of a flavivirus and a portion of an E protein of a flavivirus. In a preferred embodiment, the isolated nucleic acid encodes both the M protein and the E protein of the flavivirus. Further, the nucleic acid of the invention can be DNA and can comprise nucleotide sequence SEQ ID NO:15, SEQ ID NO:19, SEQ ID NO:21 or SEQ ID NO:23.

The transcriptional unit of this invention can also comprise a control sequence disposed appropriately so that it operably controls the synthesis of the antigen. The control sequence can be, for example, the cytomegalovirus immediate early promoter. The nucleic acid of this invention can also comprise a Kozak consensus sequence located at a translational start site for a polypeptide comprising the antigen encoded by the transcriptional unit. The transcriptional unit of this invention can also comprise a poly-A terminator.

The present invention further provides a cell comprising the nucleic acid of this invention.

Also provided is a composition comprising a pharmaceutically acceptable carrier and nucleic acid or cell or antigen of this invention. The present invention additionally provides a method of immunizing a subject against infection by a flavivirus, comprising administering to the subject an effective amount of a composition of this invention. In a particular embodiment, the composition used to immunize a subject directs the synthesis of both the M protein and the E protein of a flavivirus and a cell within the body of the subject, after incorporating the nucleic acid within it, secretes subviral particles comprising the M protein and the E protein. Alternatively, the composition can comprise an M protein and/or E protein of a flavivirus or subviral particles comprising the M protein and E protein. In the methods of this invention, the immunizing composition can be administered to the subject in a single dose and can be administered via a parenteral route.

This invention further provides the antigens produced from the isolated nucleic acids of this invention. As an example, the antigen from the second flavivirus encoded by the nucleotide sequence of TU can be the M protein which can be, for example, from West Nile virus. The antigen can also be protein from dengue virus, St. Louis encephalitis virus, Japanese encephalitis virus, Powassan virus and/or yellow fever virus. In a further embodiment, the antigen comprises a prM/M protein comprising the transmembrane signal sequence from a first flavivirus and further amino acid sequence comprising the remainder of the prM/M protein from a second flavivirus, which can be from SLEV, JEV, YFV, WNV and/or Powassan virus.

The antigen encoded by the nucleotide sequence of the TU can be West Nile virus antigen, dengue virus antigen, St. Louis encephalitis virus antigen, Japanese encephalitis virus antigen, Powassan virus antigen and/or yellow fever virus antigen.

The antigen encoded by the nucleotide sequence of the TU can also be the E protein, which can be the E protein from West Nile virus, dengue virus, St. Louis encephalitis virus, Japanese encephalitis virus, Powassan virus and/or yellow fever virus.

Additionally, the antigen encoded by the nucleotide sequence of the TU can be the M protein and the E protein, which can be from West Nile virus, dengue virus, St. Louis encephalitis virus, Japanese encephalitis virus, Powassan virus and/or yellow fever virus.

As used herein, "M protein" or "prM protein" or "prM/M protein" means a flavivirus M protein or flavivirus prM protein. Examples include, but are not limited to, prM proteins comprising amino acid sequence from one or more flavivirus prM proteins, M proteins comprising no additional amino acid sequence and proteins comprising additional amino acid sequences which are processed in vitro or in vivo to generate the mature M protein.

As used herein, "nucleic acid transcriptional unit" or "nucleic acid transcriptional unit molecule" means a nucleic acid encoding one or more specified proteins. The TU has biological activity such that, after having been introduced

into a suitable cell, the nucleic acid induces the synthesis of one or more specified gene products encoded by the nucleic acid. The gene product(s) is(are) other biological macromolecules, such as proteins, not chemically related to the TU. The nucleic acid TU induces the cell to employ its cellular components to produce the specific gene product or products encoded by the nucleic acid of the TU. Although any nucleic acid may serve as a TU, in a preferred embodiment, the TU is the DNA of a plasmid or similar vector, wherein the plasmid or vector comprises coding sequences of marker genes or other sequence constructions that facilitate use of the TU for experimentation and biosynthesis.

As used herein, a "control sequence" is a regulatory nucleotide sequence incorporated within a TU which interacts with appropriate cellular components of the cell and leads to enhanced or activated biosynthesis of the gene products encoded by the TU. Thus a suitable control sequence is one with which the components of the cell have the capability to interact, resulting in synthesis of the gene product. When operably disposed in a nucleic acid with respect to a specified coding sequence, a control sequence effectively controls expression of the specified nucleic acid to produce the gene product.

As used herein, a "promoter" is a nucleotide sequence in a TU which serves as a control sequence.

As used herein, a "Kozak sequence" or "Kozak consensus sequence" is a nucleotide sequence at the translational start site which optimizes translation of eukaryotic mRNAs (Kozak, *Mol. Cell. Biology* 9: 5134-5142 (1989)).

As used herein, a "terminator" is an extended nucleotide sequence which acts to induce polyadenylation at the 3' end of a mature mRNA. A terminator sequence is found after, or downstream from, a particular coding sequence.

As used herein, a "cell" is a prokaryotic or eukaryotic cell comprising a TU coding for one or more gene products, or into which such a TU has been introduced. Thus, a cell harbors a foreign or heterologous substance, the TU, which is not naturally or endogenously found in the cell as a component. A suitable cell is one which has the capability for the biosynthesis of the gene products as a consequence of the introduction of the TU. In particular, a suitable cell is one which responds to a control sequence and to a terminator sequence, if any, that may be included within the TU. In important embodiments of the present invention, the cell is a mammalian cell. In particularly important embodiments of this invention, the cell is a naturally occurring cell in the body of a human or nonhuman subject to whom (which) the TU has been administered as a component of a vaccine. Alternatively, in analytical, or diagnostic applications, including preparation of antigen for use as a vaccine or in immunodiagnostic assays, or for demonstrative purposes, the cell may be a human or nonhuman cell cultured in vitro.

As used herein, a "vaccine" or a "composition for vaccinating a subject" specific for a particular pathogen means a preparation, which, when administered to a subject, leads to an immunogenic response in a subject. As used herein, an "immunogenic" response is one that confers upon the subject protective immunity against the pathogen. Without wishing to be bound by theory, it is believed that an immunogenic response may arise from the generation of neutralizing antibodies (i.e., a humoral immune response) or from cytotoxic cells of the immune system (i.e., a cellular immune response) or both. As used herein, an "immunogenic antigen" is an antigen which induces an immunogenic response when it is introduced into a subject, or when it is synthesized within the cells of a host or a subject. As used herein, an "effective amount" of a vaccine or vaccinating composition is an

amount which, when administered to a subject, is sufficient to confer protective immunity upon the subject. Historically, a vaccine has been understood to contain as an active principle one or more specific molecular components or structures which comprise the pathogen, especially its surface. Such structures may include surface components such as proteins, complex carbohydrates, and/or complex lipids which commonly are found in pathogenic organisms.

As used herein, however, it is to be stressed that the terms "vaccine" or "composition for vaccinating a subject" extend the conventional meaning summarized in the preceding paragraph. As used herein, these terms also relate to the TU of the instant invention or to compositions containing the TU. The TU induces the biosynthesis of one or more specified gene products encoded by the TU within the cells of the subject, wherein the gene products are specified antigens of a pathogen. The biosynthetic antigens then serve as an immunogen. As already noted, the TU, and hence the vaccine, may be any nucleic acid that encodes the specified immunogenic antigens. In a preferred embodiment of this invention, the TU of the vaccine is DNA. The TU can include a plasmid or vector incorporating additional genes or particular sequences for the convenience of the skilled worker in the fields of molecular biology, cell biology and viral immunology (See *Molecular Cloning: A Laboratory Manual*, 2nd Ed., Sambrook, Fritsch and Maniatis, Cold Spring Harbor Laboratory, Cold Spring Harbor, N.Y., 1989; and *Current Protocols in Molecular Biology*, Ausubel et al., John Wiley and Sons, New York 1987 (updated quarterly), which are incorporated herein by reference).

The TU molecules of the instant invention comprise nucleic acids, or derivatives of nucleic acids, having nucleotide sequences that encode specific gene products related to antigens of flaviviruses such as, but not limited to, WNV, JEV, dengue virus, yellow fever virus and SLEV. Although any nucleic acid may serve as a TU, in an important embodiment, the TU is DNA. Alternatively, the nucleic acids may be RNA molecules. They may also be any one of several derivatives of DNA or RNA having a backbone of phosphodiester bonds that have been chemically modified to increase the stability of the TU as a pharmaceutical agent. Modifications so envisioned include, but are not limited to, phosphorothioate derivatives or phosphonate derivatives. These and other examples of derivatives are well known to persons skilled in the field of nucleic acid chemistry.

The genome of JEV has been characterized and sequenced (FIGS. 1 and 2). The M structural protein is expressed as a portion of the polyprotein which includes a pre-M sequence (pr). This pr sequence, immediately amino terminal to the M protein sequence, prevents conformational problems in the processing of the polyprotein. In particular, the presence of the pr sequence is important in preventing misfolding of the E protein. Thus, the presence of prM allows for assembly of JEV particles. Once the virion or particle is formed, the pr sequence can be cleaved from the prM protein to yield mature virus particles containing M proteins, although cleavage of the prM protein to yield M protein is not necessary to produce infectious particles. The prM sequences from many different, related flaviviruses are cleaved to but a low extent, but the flaviviruses themselves are nonetheless, infectious. Examples of such related flaviviruses with similar genomic structures and functions include, but are not limited to WNV, YFV, dengue virus and SLEV.

In one embodiment, the TU encoding flaviviral M and E proteins in the instant invention is DNA. In accord with the discussion in the preceding paragraph, this DNA comprises a nucleotide sequence which encodes the M protein, compris-

ing the pre-M sequence, and a nucleotide sequence encoding the E protein. In this way, the intended gene products are enabled to form subviral particles within the cell. The pre-M sequence can then be cleaved in a fashion analogous to that which occurs with respect to replete virions.

In order to function effectively in vivo as a vaccine, it is advantageous to include within the TU a control sequence that has the effect of enhancing or promoting the transcription of the nucleotide sequences encoding the antigens. Use of such promoters is well known to those of skill in the fields of molecular biology, cell biology and viral immunology (See *Molecular Cloning: A Laboratory Manual*, 2nd Ed., Sambrook, Fritsch and Maniatis, Cold Spring Harbor Laboratory, Cold Spring Harbor, N.Y., 1989; and *Current Protocols in Molecular Biology*, Ausubel et al., John Wiley and Sons, New York 1987 (updated quarterly)). When the TU is used as a vaccine in a mammalian host, the promoter to be employed is preferably one which operates effectively in mammalian cells. Such a promoter is disposed with respect to the coding sequences from which transcription is to be promoted, at a position at which it may operably promote such transcription. In a significant embodiment of the instant invention, this promoter is the cytomegalovirus early promoter. In addition, in a further preferred embodiment of the invention, the coding sequences are followed, in the TU nucleic acid, by a terminator sequence (Sambrook et al.). Particular embodiments of the invention relate to both prokaryotic and eukaryotic cells. Many promoter sequences are known that are useful in either prokaryotic or eukaryotic cells. (See Sambrook et al.)

The nucleic acids of the invention may further include DNA sequences known to those of skill in the art to act as immunostimulatory elements. Examples of such elements include, but are not limited to, certain CpG motifs in bacterial DNA (Sato et al., *Science* 273: 352-354 (1996); Klinman et al., *Vaccine* 17: 19-25 (1998)).

Preparation of the TU of the invention is readily accomplished by methods well known to workers of skill in the field of molecular biology. Procedures involved are set forth, for example, in *Molecular Cloning: A Laboratory Manual*, 2nd Ed., Sambrook, Fritsch and Maniatis, Cold Spring Harbor Laboratory, Cold Spring Harbor, N.Y., 1989 and *Current Protocols in Molecular Biology*, Ausubel et al., John Wiley and Sons, New York 1987 (updated quarterly). The flaviviral RNA molecule may be isolated from a sample of live virus by methods widely known among virologists familiar with flaviviruses, for example, and with other groups of viruses as well. Methods used with JEV are summarized in Kuno et al. (*J. Virol.* 72: 73-83 (1998)). The RNA is used as a template for the synthesis of cDNA using reverse transcriptase. From the cDNA, a fragment containing the pre-M through E coding region (FIG. 2) is obtained by digestion with restriction nucleases known to cleave the cDNA appropriately to provide such fragments. Examples of restriction digestion of JEV are provided in Nitayaphan et al. (1990) and Konishi et al. (1991). Incorporation of promoters, such as the cytomegalovirus promoter, sequences to promote efficient translation, such as the Kozak sequence, and of the polyadenylation signal, is likewise well known to skilled practitioners in molecular biology and recombinant DNA engineering (Kozak, *Mol. Cell. Biology* 9: 5134-5142 (1989); Azevedo et al., *Braz. J. Med. Biol. Res.* 32: 147-153 (1999)). When a nucleic acid comprising a TU containing the desired coding sequences and control sequences is prepared, it may be obtained in larger quantities by methods that amplify nucleic acids. Such methods are widely known to workers skilled in molecular biology and recombinant DNA engineering. Examples of these methods include incorporation of the nucleic acid into a plasmid for

replication by culturing in a cell such as a prokaryotic cell and harvesting the plasmid after completing the culture, as well as amplification of the nucleic acid by methods such as PCR and other amplification protocols, as are well known in the art. These examples are not intended to limit the ways in which the nucleic acid containing the TU may be obtained.

The TU-containing nucleic acid molecules of the instant invention may be introduced into appropriate cells in many ways well known to skilled workers in the fields of molecular biology and viral immunology. By way of example, these include, but are not limited to, incorporation into a plasmid or similar nucleic acid vector which is taken up by the cells, or encapsulation within vesicular lipid structures such as liposomes, especially liposomes comprising cationic lipids, or adsorption to particles that are incorporated into the cell by endocytosis.

In general, a cell of this invention is a prokaryotic or eukaryotic cell comprising a TU, or into which a TU has been introduced. The TU of the present invention induces the intracellular biosynthesis of the encoded prM/M and E antigens. A suitable cell is one which has the capability for the biosynthesis of the gene products as a consequence of the introduction of the nucleic acid. In particular embodiments of the invention, a suitable cell is one which responds to a control sequence and to a terminator sequence, if any, which may be included within the TU. In order to respond in this fashion, such a cell contains within it components which interact with a control sequence and with a terminator and act to carry out the respective promoting and terminating functions. When the cell is cultured in vitro, it may be a prokaryote, a single-cell eukaryote or a multicellular eukaryote cell. In particular embodiments of the present invention, the cell is a mammalian cell. In these cases, the synthesized prM/M and E protein gene products are available for use in analytical, or diagnostic applications, including preparation of antigen for use as a vaccine or in immunodiagnostic assays, or for demonstrative purposes.

In some circumstances, such as when the cell is a cultured mammalian cell, the prM/M and E antigens are secreted in the form of subviral particles. These are aggregates of prM/M and E proteins resembling live virus in surface ultrastructural morphology and immunogenic properties. Since the TU of the invention does not include the remainder of the flaviviral genome, however, there is no capsid incorporated, and most importantly, no infectious viral RNA.

In another important embodiment of this invention, the cell is a natural cellular component of the subject to whom the TU has been administered as a vaccine. The TU, when administered to the subject, is taken up by the cells of the subject. The subject's cells have the capability of responding to any promoter sequences, and terminator, if present. In any case, the TU induces the subject's cells to synthesize flaviviral prM/M and E gene products. Without wishing to be constrained by theoretical considerations, it is believed that the subject's cells produce subviral particles in vivo consisting of the prM/M and E antigens, just as has been found to occur with cultured mammalian cells in vitro. Such subviral particles, it is believed, then serve as the in vivo immunogen, stimulating the immune system of the subject to generate immunological responses which confer protective immunity on the subject. Again without wishing to be limited by theory, the resulting protective immunity may arise via either humoral or cellular immunity, i.e., via either an MHC class II- or class I-restricted mechanism, respectively, or by both mechanisms.

According to the invention, subjects are immunized against infection by flaviviruses, such as JEV, YFV, dengue virus, SLEV, WNV or other flaviviruses by administering to



them an effective amount of a TU comprising nucleic acid which encodes the prM and/or E antigens. The nucleic acid, after being incorporated into the cells of the subject, leads to the synthesis of the flaviviral prM/M and/or E antigens.

In order to administer the TU to the subject, it is incorporated into a composition which comprises a pharmaceutically acceptable carrier. The term "pharmaceutically acceptable" means a material that is not biologically or otherwise undesirable, i.e., the material may be administered to a subject along with the immunogenic material (i.e., recombinant flavivirus protein antigens or portions thereof) without causing any undesirable biological effects or interacting in a deleterious manner with any of the other components of the vaccine in which it is contained. Examples of pharmaceutically acceptable carriers, or components thereof, include water, physiological saline and common physiological buffers (for further examples, see Arnon, R. (Ed.) *Synthetic Vaccines I*: pp. 83-92, CRC Press, Inc., Boca Raton, Fla., 1987).

It is understood by those skilled in the art that the critical value in describing a vaccination dose is the total amount of immunogen needed to elicit a protective response in a host which is subject to infectious disease caused by virulent or wild-type flavivirus infection. The number and volume of doses used can be varied and are determined by the practitioner based on such parameters as, age, weight, gender, species, type of vaccine to be administered, mode of administration, overall condition of the subject, et cetera, as well as other important factors recognized by those of skill in the art.

The TU may be administered to a subject orally, parenterally (e.g., intravenously), by intramuscular injection, by intraperitoneal injection, transdermally, extracorporeally, intranasally, topically or the like. Delivery can also be directly to any area of the respiratory system (e.g., lungs) via intubation. The exact amount of the TU required will vary from subject to subject, depending on the species, age, weight and general condition of the subject, the immunogenicity of the vaccine used, the strain or species of flavivirus against which the subject is being immunized, the mode of administration and the like. Thus, it is not possible to specify an exact amount for every embodiment of the present invention. However, an appropriate amount can be determined by one of ordinary skill in the art using only routine experimentation given the teachings herein and what is available in the art.

Parenteral administration of the vaccine of the present invention, if used, is generally characterized by injection. Injectables can be prepared in conventional forms, either as liquid solutions or suspensions, solid forms suitable for solution or suspension in liquid prior to injection, or as emulsions. A more recently revised approach for parenteral administration involves use of a slow release or sustained release system such that a constant dosage is maintained. See, e.g., U.S. Pat. No. 3,610,795, which is incorporated by reference herein.

For solid compositions, conventional nontoxic solid carriers include, for example, pharmaceutical grades of mannitol, lactose, starch, magnesium stearate, sodium saccharin, talc, cellulose, glucose, sucrose, magnesium carbonate, and the like. Liquid pharmaceutically administrable compositions can, for example, be prepared by dissolving, dispersing, etc. an active compound as described herein and optional pharmaceutical adjuvants in an excipient, such as, for example, water, saline, aqueous dextrose, glycerol, ethanol, and the like, to thereby form a solution or suspension. If desired, the pharmaceutical composition to be administered may also contain minor amounts of nontoxic auxiliary substances such as wetting or emulsifying agents, pH buffering agents and the like, for example, sodium acetate, sorbitan monolaurate, triethanolamine sodium acetate, triethanolamine oleate, etc.

Actual methods of preparing such dosage forms are known, or will be apparent, to those skilled in this art; for example, see *Remington's Pharmaceutical Sciences* (Martin, E. W. (ed.), latest edition, Mack Publishing Co., Easton, Pa.).

In one embodiment, the TU of this invention can be administered to the subject by the use of electrotransfer mediated in vivo gene delivery, wherein immediately following administration of the TU to the subject, transcutaneous electric pulses are applied to the subject, providing greater efficiency and reproducibility of in vivo nucleic acid transfer to tissue in the subject (Mir et al., *Proc. Nat. Acad. Sci USA* 96: 4262-4267 (1999)).

In the methods of the present invention which describe the immunization of a subject by administering a vaccine of this invention to a subject, the efficacy of the immunization can be monitored according to the clinical protocols well known in the art for monitoring the immune status of a subject.

An effective amount of a vaccinating composition is readily determined by those of skill in the art to be an amount which, when administered to a subject, confers protective immunity upon the subject. In order to undertake such a determination, the skilled artisan can assess the ability to induce flaviviral prM/M- and E-specific antibodies and/or flaviviral prM/M- and E-specific cytotoxic T lymphocytes present in the blood of a subject to whom the vaccine has been administered. One can also determine the level of protective immunity conferred upon an experimental subject by challenge with live flavivirus corresponding to the antigenic composition used to immunize the experimental subject. Such challenge experiments are well known to those of skill in the art.

In general, in order to immunize a subject against infection by WNV, JEV, YFV, dengue virus, SLEV, or other flaviviruses according to the present invention, and recognizing that the TUs employed in such methods may have differing overall sizes, doses ranging from about 0.1 µg/kg body weight to about 50 µg/kg body weight can be used.

It has unexpectedly been found that a TU of the present invention which is a DNA confers protective immunity at a level of effectiveness approximating 100% after administration of only a single effective dose of the TU by i.m. injection or by electrotransfer. This is in contrast to many immunization methods carried out using conventional vaccines (as described above), which require one or more booster vaccinations and which may not confer protective immunity to an effectiveness near 100%.

It has further been found unexpectedly that protective immunity may be transmitted from a vaccinated female subject to the offspring of the subject. A significant proportion of neonatal mice was shown to be protected against viral challenge after the mothers were vaccinated using the TUDNA of the invention. Without wishing to be limited by theory, it is known that passive immunity may be conferred on neonatal mammals due to the presence in maternal milk of neutralizing antibodies specific for various pathogens. It is possible that the protective immunity against JEV found within the neonates was transmitted to them in this way.

In another embodiment of the invention, the TU encodes a signal sequence of a structural protein of a first flavivirus and an immunogenic flavivirus antigen of a second flavivirus. Thus, in one embodiment, for example, the signal sequence of structural protein of a first flavivirus is replaced by a signal sequence of structural protein of a second flavivirus, which results in proper folding of the nascent polypeptide, proper processing in a host, and/or proper folding of the processed protein. In another embodiment of the invention, the TU may



encode an immunogenic flavivirus antigen wherein the antigen comprises sequence from one or more than one flavivirus.

The present invention further provides immunogenic compositions comprising the polypeptides of this invention in a pharmaceutical acceptable carrier for use as a protein vaccine. Antigens produced from the transcriptional units of the present invention can be used to elicit effective immune responses in a subject. Antigens for this purpose can comprise flavivirus prM protein, flavivirus M protein, flavivirus E protein or any combination thereof, including immunogenic fragments of the proteins. A particularly preferred embodiment is the use of the NRA described herein. A further preferred embodiment is a chimeric protein comprising the signal sequence of one flavivirus and the structural protein(s) of one or more different flaviviruses. In a particularly preferred embodiment, the signal sequence of the antigen is the Japanese encephalitis virus signal sequence.

In other embodiments, the protein vaccine of this invention further comprises a suitable adjuvant. As used herein, an "adjuvant" is a potentiator or enhancer of the immune response. The term "suitable" is meant to include any substance which can be used in combination with the vaccine immunogen (i.e., flavivirus prM protein, flavivirus M protein, flavivirus E protein, or any combination thereof) to augment the immune response, without producing adverse reactions in the vaccinated subject. Effective amounts of a specific adjuvant may be readily determined so as to optimize the potentiation effect of the adjuvant on the immune response of a vaccinated subject. In a preferred embodiment, adjuvanting of the vaccines of this invention is a 2-stage process, utilizing first a 2% aluminum hydroxide solution and then a mineral oil. In specific embodiments, suitable adjuvants can be chosen from the following group: mineral, vegetable or fish oil with water emulsions, incomplete Freund's adjuvant, *E. coli* J5, dextran sulfate, iron oxide, sodium alginate, Bacto-Adjuvant, certain synthetic polymers such as Carbopol (BF Goodrich Company, Cleveland, Ohio), poly-amino acids and copolymers of amino acids, saponin, carrageenan, REGRESSIN (Vetrepharm, Athens, Ga.), AVRIDINE (N,N-di-octadecyl-N',N'-bis(2-hydroxyethyl)-propanediamine), long chain polydispersed  $\beta$ (1,4) linked mannan polymers interspersed with O-acetylated groups (e.g. ACEMANNAN), deproteinized highly purified cell wall extracts derived from non-pathogenic strain of *Mycobacterium* species (e.g. EQUIMUNE, Vetrepharm Research Inc., Athens Ga.), Man- nite monooleate, paraffin oil and muramyl dipeptide.

In another aspect, this invention provides a method for immunizing subjects with immunogenic amounts of the protein vaccine of the invention to elicit an effective immune response in the subject. Immunization can be carried out orally, parenterally, intranasally, intratracheally, intramuscularly, intramammarily, subcutaneously, intravenously and/or intradermally. The vaccine containing the flavivirus prM protein, flavivirus M protein and/or the flavivirus E protein can be administered by injection, by inhalation, by ingestion, or by infusion. A single dose can be given and/or repeated doses of the vaccine preparations, i.e. "boosters," can be administered at periodic time intervals to enhance the initial immune response or after a long period of time since the last dose. The time interval between vaccinations can vary, depending on the age and condition of the subject.

The term "immunogenic amount" means an amount of an immunogen, or a portion thereof, which is sufficient to induce an immune response in a vaccinated subject and which protects the subject against disease caused by wild-type or virulent flavivirus infections upon exposure thereto or which has

a therapeutic or commercially beneficial effect that lessens the effect of flavivirus infection on the vaccinated subject.

The invention further provides an antibody produced in response to immunization by the antigen of this invention. The antibodies of the present invention can include polyclonal and monoclonal antibodies which can be intact immunoglobulin molecules, chimeric immunoglobulin molecules, "humanized antibodies," or Fab or F(ab')<sub>2</sub> fragments. Such antibodies and antibody fragments can be produced by techniques well known in the art which include those described in Harlow and Lane (*Antibodies: A Laboratory Manual*. Cold Spring Harbor Laboratory, Cold Spring Harbor, N.Y., 1989) and Kohler et al. (*Nature* 256:495-97, 1975) and U.S. Pat. Nos. 5,545,806, 5,569,825 and 5,625,126, incorporated herein by reference. The antibodies can be of any isotype IgG, IgA, IgD, IgE and IgM.

The present invention can also include single chain antibodies (ScFv), comprising linked V<sub>H</sub> and V<sub>L</sub> domains and which retain the conformation and specific binding activity of the native idiotype of the antibody. Such single chain antibodies are well known in the art and can be produced by standard methods. (see, e.g., Alvarez et al., *Hum. Gene Ther.* 8: 229-242 (1997)).

Antibodies can be produced against the antigens of this invention which are synthesized from nucleic acid sequences encoding immunogenic amino acid sequences of the prM, M and/or E antigens of one or more flaviviruses and the signal sequence of a different flavivirus (e.g., JEV). Immunogenic peptides synthesized from the use of these chimeric constructs can easily be identified by use of methods well known in the art for identifying immunogenic regions in an amino acid sequence and used to produce the antibodies of this invention.

Conditions whereby an antigen/antibody complex can form, as well as assays for the detection of the formation of an antigen/antibody complex and quantitation of the detected protein, are standard in the art. Such assays can include, but are not limited to, Western blotting, immunoprecipitation, immunofluorescence, immunocytochemistry, immunohistochemistry, fluorescence activated cell sorting (FACS), fluorescence in situ hybridization (FISH), immunomagnetic assays, ELISA, ELISPOT (Coligan et al., eds. 1995. *Current Protocols in Immunology*. Wiley, New York.), agglutination assays, flocculation assays, cell panning, etc., as are well known to the artisan.

As used herein, the term "bind" means the well characterized binding of antibody to antigen as well as other nonrandom association with an antigen. "Specifically bind" as used herein describes an antibody or other ligand that does not cross react substantially with any antigen other than the one specified, which in this case, is an antigen of this invention.

The antibody or ligand of this invention can be bound to a substrate (e.g., beads, tubes, slides, plates, nitrocellulose sheets, etc.) or conjugated with a detectable moiety or both bound and conjugated. The detectable moieties contemplated for the present invention can include, but are not limited to, an immunofluorescent moiety (e.g., fluorescein, rhodamine), a radioactive moiety (e.g., <sup>32</sup>P, <sup>125</sup>I, <sup>35</sup>S), an enzyme moiety (e.g., horseradish peroxidase, alkaline phosphatase), a colloidal gold moiety and a biotin moiety. Such conjugation techniques are standard in the art (for example, Harlow and Lane, *Antibodies: A Laboratory Manual*. Cold Spring Harbor Laboratory, Cold Spring Harbor, N.Y. (1989); Yang et al., *Nature* 382: 319-324 (1996)).

The present invention further provides a method of detecting flavivirus antibody in a sample, comprising contacting the sample with the flavivirus antigen of the present invention,

under conditions whereby an antigen/antibody complex can form; and detecting formation of the complex, thereby detecting flavivirus antibody in the sample.

The present invention further provides a method of detecting flavivirus antigen in a sample, comprising contacting the sample with an antibody of this invention under conditions whereby an antigen/antibody complex can form; and detecting formation of the complex, thereby detecting flavivirus antigen in the sample.

The method of detecting flavivirus antigen in a sample can be performed, for example, by contacting a fluid or tissue sample from a subject with an antibody of this invention and detecting binding of the antibody to the antigen. It is contemplated that the antigen will be on an intact flavivirus virion, will be a flavivirus-encoded protein displayed on the surface of a flavivirus-infected cell expressing the antigen, or will be a fragment of the antigen. A fluid sample of this method can comprise any biological fluid which could contain the antigen or a cell containing the antigen, such as cerebrospinal fluid, blood, bile, plasma, serum, saliva and urine. Other possible examples of body fluids include sputum, mucus and the like.

The method of detecting flavivirus antibody in a sample can be performed, for example, by contacting a fluid or tissue sample from a subject with an antigen of this invention and detecting the binding of the antigen to the antibody. A fluid sample of this method can comprise any biological fluid which could contain the antibody, such as cerebrospinal fluid, blood, bile, plasma, serum, saliva and urine. Other possible examples of body fluids include sputum, mucus and the like.

Enzyme immunoassays such as immunofluorescence assays (IFA), enzyme linked immunosorbent assays (ELISA) and immunoblotting can be readily adapted to accomplish the detection of flavivirus antibodies according to the methods of this invention. An ELISA method effective for the detection of the antibodies can, for example, be as follows: (1) bind the antigen to a substrate; (2) contact the bound antigen with a fluid or tissue sample containing the antibody; (3) contact the above with a secondary antibody bound to a detectable moiety which is reactive with the bound antibody (e.g., horseradish peroxidase enzyme or alkaline phosphatase enzyme); (4) contact the above with the substrate for the enzyme; (5) contact the above with a color reagent; and (6) observe/measure color change or development.

Another immunologic technique that can be useful in the detection of flavivirus antibodies uses monoclonal antibodies (MAbs) for detection of antibodies specifically reactive with flavivirus antigens in a competitive inhibition assay. Briefly, sample is contacted with an antigen of this invention which is bound to a substrate (e.g., an ELISA 96-well plate). Excess sample is thoroughly washed away. A labeled (e.g., enzyme-linked, fluorescent, radioactive, etc.) monoclonal antibody is then contacted with any previously formed antigen-antibody complexes and the amount of monoclonal antibody binding is measured. The amount of inhibition of monoclonal antibody binding is measured relative to a control (no antibody), allowing for detection and measurement of antibody in the sample. The degree of monoclonal antibody inhibition can be a very specific assay for detecting a particular flavivirus variety or strain, when based on monoclonal antibody binding specificity for a particular variety or strain of flavivirus. MAbs can also be used for direct detection of flavivirus antigens in cells by, for example, immunofluorescence assay (IFA) according to standard methods.

As a further example, a micro-agglutination test can be used to detect the presence of flavivirus antibodies in a sample. Briefly, latex beads, red blood cells or other agglutinable particles are coated with the antigen of this invention

and mixed with a sample, such that antibodies in the sample that are specifically reactive with the antigen crosslink with the antigen, causing agglutination. The agglutinated antigen-antibody complexes form a precipitate, visible with the naked eye or measurable by spectrophotometer. In a modification of the above test, antibodies of this invention can be bound to the agglutinable particles and antigen in the sample thereby detected.

The present invention further provides a method of diagnosing a flavivirus infection in a subject, comprising contacting a sample from the subject with the antigen of this invention under conditions whereby an antigen/antibody complex can form; and detecting antigen/antibody complex formation, thereby diagnosing a flavivirus infection in a subject.

The present invention further provides a method of diagnosing a flavivirus infection in a subject, comprising contacting a sample from the subject with the antibody of this invention under conditions whereby an antigen/antibody complex can form; and detecting antigen/antibody complex formation, thereby diagnosing a flavivirus infection in a subject.

In the diagnostic methods taught herein, the antigen of this invention can be bound to a substrate and contacted with a fluid sample such as blood, serum, urine or saliva. This sample can be taken directly from the patient or in a partially purified form. In this manner, antibodies specific for the antigen (the primary antibody) will specifically react with the bound antigen. Thereafter, a secondary antibody bound to, or labeled with, a detectable moiety can be added to enhance the detection of the primary antibody. Generally, the secondary antibody or other ligand, which is reactive, either specifically with a different epitope of the antigen or nonspecifically with the ligand or reacted antibody, will be selected for its ability to react with multiple sites on the primary antibody. Thus, for example, several molecules of the secondary antibody can react with each primary antibody, making the primary antibody more detectable.

The detectable moiety allows for visual detection of a precipitate or a color change, visual detection by microscopy, or automated detection by spectrometry, radiometric measurement or the like. Examples of detectable moieties include fluorescein and rhodamine (for fluorescence microscopy), horseradish peroxidase (for either light or electron microscopy and biochemical detection), biotin-streptavidin (for light or electron microscopy) and alkaline phosphatase (for biochemical detection by color change).

Particular embodiments of the present invention are set forth in the examples which follow. These examples are not intended to limit the scope of the invention as disclosed in this specification.

## EXAMPLES

General methods utilizing molecular biology and recombinant DNA techniques related to preparing and expressing the nucleic acid TU molecules of the invention are set forth in, for example, *Current Protocols in Molecular Biology*, Ausubel et al., John Wiley and Sons, New York 1987 (updated quarterly), and *Molecular Cloning: A Laboratory Manual* 2nd Ed., Sambrook, Fritsch and Maniatis, Cold Spring Harbor Laboratory, Cold Spring Harbor, N.Y., 1989.

### Example 1

Preparation of recombinant plasmids containing the transcriptional unit encoding JEV prM and E antigens. Genomic RNA was extracted from 150  $\mu$ L of JEV strain SA 14 virus seed grown from mouse brain using a QIAamp<sup>TM</sup> Viral RNA

Kit (Qiagen, Santa Clarita, Calif.). RNA, adsorbed on a silica membrane, was eluted in 80  $\mu$ L of nuclease-free water, and used as a template for the amplification of JEV prM and E gene coding sequences. Primer sequences were obtained from the work of Nitayaphan et al. (*Virology* 177: 541-552 (1990)). A single cDNA fragment containing the genomic nucleotide region 389-2478 was amplified by the reverse transcriptase-polymerase chain reaction (RT-PCR). Restriction sites KpnI and XbaI, the consensus Kozak ribosomal binding sequence, and the translation initiation site were engineered at the 5' terminus of the cDNA by amplicon 14DV389 (nucleotide sequence, SEQ ID NO:1; amino acid sequence, SEQ ID NO:2). An in-frame translation termination codon, followed by a NotI restriction site, was introduced at the 3' terminus of the cDNA by amplicon c14DV2453 (SEQ ID NO:3) (FIG. 2). One-tube RT-PCR was performed using a Titan RT-PCR Kit (Boehringer Mannheim, Indianapolis, Ind.). 10  $\mu$ L of viral RNA was mixed with 1  $\mu$ L each of 14DV389 (50  $\mu$ M) and c14DV2453 (50  $\mu$ M) and 18  $\mu$ L of nuclease-free water and the mixture was heated at 85° C. for 5 min and then cooled to 4° C. 75  $\mu$ L of reaction mix [20  $\mu$ L 5 $\times$  buffer, 2  $\mu$ L of dNTP mixture (10 mM each), 5  $\mu$ L of dithiothreitol (0.1 mM), 0.5  $\mu$ L of RNasin™ (40 U/ $\mu$ L, Boehringer Mannheim), 2  $\mu$ L of polymerase mixture, and 45.5  $\mu$ L of nuclease-free water] was added and RT-PCR performed as follows: 1 cycle (50° C. for 30 min, 94° C. for 3 min, 50° C. for 30 s, 68° C. for 2.5 min), 9 cycles (94° C. for 30 s, 50° C. for 30 s, 68° C. for 2.5 min), 20 cycles (94° C. for 30 s, 50° C. for 30 s, 68° C. for 2.5 min in the first cycle, with an increment of 5 s per cycle thereafter), and a final extension at 68° C. for 15 min. The RT-PCR product was purified by a QIAquick™ PCR Purification Kit (Qiagen) and eluted with 50  $\mu$ L of 1 mM Tris-HCl, pH 7.5.

All vector constructions and analyses were carried out by using standard techniques (Sambrook et al., 1989). RT-PCR amplified cDNA, digested with KpnI and NotI nucleases, was inserted into the KpnI-NotI site of eukaryotic expression plasmid vector (pCDNA3, Invitrogen, Carlsbad, Calif.). Electroporation-competent *Escherichia coli* XL1-Blue cells (Stratagene, La Jolla, Calif.) were transformed by electroporation (Gene Pulser™, Bio-Rad, Hercules, Calif.) and plated onto LB agar plates containing 100  $\mu$ g/mL carbenicillin (Sigma Chemical Co., St. Louis, Mo.). Clones were picked and inoculated into 3 mL LB broth containing 100  $\mu$ g/mL carbenicillin. Plasmid DNA was extracted from a 14 h culture using a QIAprep™ Spin Miniprep Kit (Qiagen). Automated DNA sequencing was performed as recommended (Applied Biosystems/Perkin Elmer, Foster City, Calif.). Both strands of the cDNA were sequenced and shown to be identical to the sequence for the original SA14 strain (Nitayaphan et al., 1990).

The fragment of plasmid pCDNA3 (Invitrogen, Carlsbad, Calif.) from nucleotide (nt) 1289 to nt 3455, containing f1 ori, SV40 ori, the neomycin resistance gene, and SV40 poly(A) elements was deleted by PvuII digestion and then ligated to generate the pCBamp plasmid. The vector pCIBamp, containing a chimeric intron insertion at the NcoI/KpnI site of the pCBamp was constructed by excising the intron sequence from pCI (Promega, Madison, Wis.) by digestion with NcoI and KpnI. The resulting 566-bp fragment was cloned into pCBamp by digesting with NcoI-KpnI to replace its 289-bp fragment. FIG. 3 presents the relationships between the plasmids pCDNA3, pCBamp, and pCIBamp.

Plasmids containing the transcriptional unit encoding JEV prM and E proteins were prepared from these plasmids. The cDNA fragment containing the JEV prM and E coding regions in the recombinant plasmid pCDJE2-7 (nucleotide

sequence, SEQ ID NO:10; amino acid sequence, SEQ ID NO:11), derived from the pCDNA3 vector, was excised by digestion with NotI and KpnI or XbaI and cloned into the KpnI-NotI site of pCBamp, pCIBamp, pCEP4 (Invitrogen, Carlsbad, Calif.), or pREP4 (Invitrogen, Carlsbad, Calif.), or into the SpeI-NotI site of pRc/RSV (Invitrogen, Carlsbad, Calif.) expression vector to create pCBJE1-14 (nucleotide sequence, SEQ ID NO:17; amino acid sequence, SEQ ID NO:18), pCIBJES14, pCEJE, pREFE, and pRCJE, respectively. Both strands of the cDNA from clones of each plasmid were sequenced and recombinant clones with the correct nucleotide sequence were identified. Plasmid DNA for use in the in vitro transformation of mammalian cells or mouse immunization experiments was purified by anion exchange chromatography using an EndoFree™ Plasmid Maxi Kit (Qiagen).

### Example 2

Evaluation of JEV prM and E proteins expressed by various recombinant plasmids using an indirect immunofluorescent antibody assay. The expression of JEV specific gene products by the various recombinant expression plasmids was evaluated in transiently transfected cell lines of COS-1, COS-7 and SV-T2 (ATCC, Rockville Md.; 1650-CRL, 1651-CRL, and 163.1-CCL, respectively) by indirect immunofluorescent antibody assay (IFA). The SV-T2 cell line was excluded from further testing since a preliminary result showed only 1-2% of transformed SV-T2 cells were JEV antigen positive. For transformation, cells were grown to 75% confluence in 150 cm<sup>2</sup> culture flasks, trypsinized, and resuspended at 4° C. in phosphate buffered saline (PBS) to a final cell count  $5 \times 10^6$  per mL. 10  $\mu$ g of plasmid DNA was electroporated into 300  $\mu$ L of cell suspension using a BioRad Gene Pulse™ (Bio-Rad) set at 150 V, 960  $\mu$ F and 100  $\Omega$  resistance. Five minutes after electroporation, cells were diluted with 25 mL fresh medium and seeded into a 75 cm<sup>2</sup> flask. 48 h after transformation the medium was removed from the cells, and the cells were trypsinized and resuspended in 5 mL PBS with 3% normal goat serum. 10  $\mu$ L aliquots were spotted onto slides, air dried and fixed with acetone at -20° C. for 20 min. IFA was performed with acetone-fixed plasmid-transformed cells using fluorescein isothiocyanate-conjugated goat anti-mouse immunoglobulin G (Sigma Chemical Co.) and JEV HIAF.

To determine the influence of various promoter and poly (A) elements on the JEV prM and E protein expression, COS-1 and COS-7 cell lines were transiently transformed by an equal amount of pCDJE2-7 (SEQ ID NO:10), pCEJE, pREJE, or pRCJE plasmid DNA. JEV antigens were expressed in both cell lines transformed by all four recombinant plasmids, thus confirming that the CMV or RSV (rou sarcoma virus) promoter and BGH or SV40 poly(A) elements were functionally active. However, the percentage of transformed cells and the level of JEV antigens expressed, as determined by the number of IFA positive cells and IFA intensity, respectively, differed greatly among the various plasmids (Table 1). A significantly high percentage of COS-1 cells transformed by pCDJE2-7 (SEQ ID NO:10), pCBJE1-14 (SEQ ID NO:17) and pCIBJES14 expressed the JEV antigens, and the level of the expressed proteins was compatible with JEV-infected cells. Cells transfected with pCEJE, pREJE, or pRCJE vectors, on the other hand, had a low percentage of antigen-expressing cells, as well as a low intensity of fluorescence, indicating weak expression of the antigens.

In order to ascertain whether the enhanced expression of JEV proteins by pCDJE2-7 (SEQ ID NO:10) was influenced by the SV40-encoded eukaryotic origin of replication, the plasmid pCBE1-14 (SEQ ID NO:17) was constructed so that a 2166-bp fragment, containing fl ori, SV40 ori, the neomycin resistance gene and SV40 poly(a) elements from pCDJE2-7, was deleted. A chimeric intron was then inserted into pCBE1-14 to generate pCIBJES14. The pCIBJES14 plasmid was used to determine if the expression of JEV proteins could be enhanced by the intron sequence. Following transformation, cells harboring both pCBE1-14 and pCIBJES14 vectors expressed a level of JEV antigens similar to that observed with pCDJE2-7 (Table 1). This result indicates that expression of JEV prM and E antigens by recombinant vectors is influenced only by the transcriptional regulatory elements. Neither the eukaryotic origin of replication nor the intron sequence enhanced JEV antigen expression in the cells used. Vectors containing the CMV promoter and BGH poly(A) (FIG. 3) were selected for further analysis.

#### Example 3

Selection of an in vitro transformed, stable cell line constitutively expressing JEV specific gene products. COS-1 cells were transformed with 10 µg of pCDJE2-7 DNA by electroporation as described in the previous example. After a 24 hr incubation in non-selective culture medium, cells were treated with neomycin (0.5 mg/mL, Sigma Chemical Co.). Neomycin-resistant colonies, which became visible after 2-3 weeks, were cloned by limited dilution in neomycin-containing medium. Expression of vector-encoded JEV gene products was initially screened by IFA using JEV HIAF. One JEV-IFA positive clone (JE-4B) and one negative clone (JE-5A) were selected for further analysis and maintained in medium containing 200 µg/mL neomycin.

Authenticity of the JEV E protein expressed by the JE-4B clone was demonstrated by epitope mapping by IFA using a panel of JEV E-specific murine monoclonal antibodies (Mab) (Kimura-Kuroda et al., *J. Virol.* 45: 124-132 (1983); Kimura-Kuroda et al., *J. Gen. Virol.* 67: 2663-2672 (1986); Zhang et al., *J. Med. Virol.* 29: 133-138 (1989); and Roehrig et al., *Virol.* 128: 118-126 (1983)). JEV HIAF and normal mouse serum were used as positive and negative antibody controls, respectively. Four JEV-specific, six flavivirus-subgroup specific, and two flavivirus-group reactive Mabs reacted similarly with the 4B clone or JEV-infected COS-1 cells (Table 2).

#### Example 4

##### Antigenic Properties and Immunological Detection of Subviral Particles Secreted by the JE-4B COS-1 Cell Line

a. Preparation of subviral particles. JE-4B COS-1 cells were grown and maintained in medium containing 200 µg/mL of neomycin. The cultured medium was routinely harvested and stored at 4° C., and replenished twice weekly, and the cells were split 1:5 every 7-10 days. Culture medium was clarified by centrifugation at 10,000 rpm for 30 min in a Sorvall F16/250 rotor at 4° C., and centrifuged further for 4 hr at 39,000 rpm in a Sorvall TH641 rotor at 4° C. through a 5% sucrose cushion (w/w, prepared with 10 mM Tris HCl, pH 7.5, 100 mM NaCl (TN buffer)). The pellet containing subviral particles was resuspended in TN buffer and stored at 4° C. Alternatively, 7% or 10% PEG-8000 (w/v) was added to the clarified culture medium. The mixture was stirred at 4° C. for at least 2 hr, and the precipitated particles were collected by centrifugation at 10,000 rpm for 30 min. The precipitate was resuspended in TN buffer and stored at 4° C. The subviral particles were purified from both pelleted and PEG-precipitated

tated preparations by rate zonal centrifugation in a 5-25% continuous sucrose gradient in TN at 38,000 rpm at 4° C. for 90 min. 1-mL fractions were collected from the top of the gradient, tested by antigen capture ELISA (see below), and the positive fractions loaded onto a 25-50% sucrose gradient in TN. This was centrifuged overnight in an equilibrium density centrifugation at 35,000 rpm at 4° C. 0.9-mL fractions from the equilibrium gradients were collected from the bottom. They were tested by antigen-capture ELISA and assessed for hemagglutination (HA) activity at pH 6.6. An aliquot of 100 µL of each fraction was weighed precisely to determine its density. The ELISA-positive fractions were pooled and pelleted at 39,000 rpm at 4° C. for 3-4 hr and the pellet resuspended in TN buffer. Antigen-capture ELISA and HA titers were determined on the pelleted samples. JEV-infected COS-1 cell supernatant was also subjected to similar purification protocols as detailed above and used as a positive control for the gradient analysis. JE virions were also purified from infected C6/36 cells 5-6 days postinfection by sedimentation in a glycerol/tartrate equilibrium gradient.

b. Western blots of subviral particles. Gradient-purified samples of the subviral particles were mixed with electrophoresis sample buffer and run on 10 or 12.5% sodium dodecyl sulfate-containing polyacrylamide gels (SDS-PAGE) as described by Laemmli (*Nature* 277: 680-685 (1970)). Proteins were transferred to a nitrocellulose membrane and immunochemically detected with polyclonal JEV HIAF, flavivirus cross-reactive anti-E Mab 4G2 (Henchal et al., *Amer. J. Trop. Med. Hyg.* 31: 830-836 (1982)), or mouse anti-prM peptide hyperimmune serum (JM01). FIG. 4 shows a comparison of the M and E proteins produced by JEV infected C6/36 and JE-4B COS-1 cells. Some nonspecific reactivity to E protein was observed in the normal mouse ascitic fluid and Jmol anti-peptide serum. Proteins identical in size to M and E were secreted in the subviral particles and could be detected by E-specific Mab 4G2 and prM-specific JM01 antiserum, respectively.

c. Density gradient detection of JEV subviral particles in culture medium. For ELISA, antigen-capture antibody (4G2) was diluted in 0.1 M sodium carbonate buffer, pH 9.6, and used to coat 96-well microtiter plates (Immulon II, Dynatech, Chantilly, Va.) by overnight incubation at 4° C. After blocking with 3% normal goat serum in PBS, two-fold serially-diluted samples were added to the 4G2-coated plate and incubated 1.5 hours at 37° C. Captured antigen was detected by horseradish peroxidase-conjugated 6B6C-1 Mab, and incubated for 1 hour at 37° C. The enzyme activity on the solid phase was then detected with TMB (3,3',5,5'-tetramethylbenzidine)-ELISA (Life Technologies, Grand Island, N.Y.).

Approximately 500 mL of cell culture medium from 15×150 cm<sup>2</sup> flasks of JE-4B cells was collected four days after cells were seeded. PEG-precipitated subviral particles were resuspended in 2 mL of TN buffer, pH 7.5; a 0.7 mL aliquot of this resuspended pellet was loaded onto a 5-25% sucrose gradient. Triton X-100, which disrupts subviral particles, was added to another 0.7 mL aliquot to a final concentration of 0.1% and this was loaded onto a 5-25% sucrose gradient prepared in TN buffer containing 0.1% Triton X-100. A definite opaque band was observed approximately 2.5 cm from the top of the gradient containing Triton X-100, but not in the gradient without detergent. Fractions (1 mL) were collected from top to bottom for each gradient (FIG. 5). Each collected fraction was analyzed by antigen capture ELISA. Antigen was detected in fractions 4-6, indicating relatively rapid sedimentation characteristic of subviral particles. Treatment of the PEG precipitate from JE-4B culture medium with Triton X-100 shifted the position of ELISA-reactive material to the top of the gradient. Thus treatment with Triton X-100 produces only slow-sedimenting molecules. A similar finding was reported by Konishi et al. (*Virol.*

## 25

188: 714-720 (1992)). These results show that rapidly sedimenting subviral particles containing prM/M and E could be disrupted by detergent treatment.

Hemagglutination (HA) activity was determined in the pH range from 6.1 to 7.0 by the method of Clarke and Casals (*Amer. J. Trop. Med. Hyg.* 7: 561-573 (1958)). The subviral particle secreted by JE-4B cells and the virion particle produced by JEV infected COS-1 cells had a similar HA profile with the optimum pH determined to be 6.6.

## Example 5

Comparison of the immune response in mice vaccinated with pCDJE2-7 nucleic acid vaccine of the invention and commercial JEV vaccine. Groups of five 3-week-old female, ICR outbred mice were injected intramuscularly in the left and right quadriceps with 100 µg of pCDJE2-7 plasmid in 100 µL of dH<sub>2</sub>O or were given doses of JE-VAX (manufactured by the Research Foundation for Microbial Disease of Osaka University and distributed by Connaught Laboratories, Swiftwater, Pa.) subcutaneously that are one-fifth the dose given to humans. The plasmid pCDNA3/CAT (Invitrogen), which encodes and expresses an unrelated protein, was used as the negative vaccination control. Except for one group of pCDJE2-7-vaccinated mice, all animals were boosted 3 weeks later with an additional dose of plasmid or JE-VAX. Mice were bled from the retroorbital sinus at 3, 6, 9, 23, 40 and 60 weeks after inoculation. JEV antibody titers were determined by enzyme-linked immunosorbent assay (ELISA) against purified JEV or by plaque reduction neutralization tests (PRNT) (Roehrig et al., *Virol.* 171: 49-60 (1989); and Hunt and Calisher, *Amer. J. Trop. Med. Hyg.* 28: 740-749 (1979)).

The pCDJE2-7 nucleic acid vaccine and JE-VAX provided 100% seroconversion within three weeks after the first vaccination in all three groups of mice (Table 3). The JEV ELISA and PRNT antibody titers reached the highest level at week 6 and week 9, respectively, after immunization. Mice receiving 1 dose of DNA vaccine had similar antibody responses as those receiving 2 doses. Comparable ELISA antibody titers were maintained in DNA-vaccinated groups up to 60 weeks, after which the experiment was terminated. However, only one of four mice in the JE-VAX group was JEV antibody positive at 60 weeks post-inoculation. The pCDNA3/CAT control group did not have any measurable JEV antibody. These results demonstrate that a single dose of JEV-specific nucleic acid vaccine is more effective in maintaining JEV antibody in mice than the commercial, FDA-approved JE-VAX vaccine.

## Example 6

Comparison of various nucleic acid vaccine constructs of the invention and commercial JEV vaccine for effectiveness of vaccination at different ages. A similar level of JEV protein was expressed by COS-1 cells transformed by either pCDJE2-7, pCBE1-14, or pCIBJES14. JEV antibody induction by these nucleic acid constructs was compared to JE-VAX commercial vaccine at two different ages at vaccination. Three-day (mixed sex) or 3-week-old (female) ICR outbred mice, 10 per group, were vaccinated intramuscularly with 50 or 100 µg of plasmid DNA, or subcutaneously with doses of JE-VAX that are one-tenth or one-fifth the dose given to humans. Serum specimens were collected at 3 and 7 weeks after immunization and tested at a 1:1600 dilution by ELISA using purified JEV as an antigen. Results are shown in Table 4.

Plasmid pCBE1-14 provided the highest extent of seroconversion, i.e., antibody titer greater than 1:1600, achieving 80-100% at both ages of vaccination. Administration of

## 26

pCDJE2-7 or pCIBJES14 provided moderate seroconversion by 7 weeks when 3-day old mice were vaccinated (60% for each), but weaker seroconversion (40% and 10%, respectively) when measured 3 weeks after vaccination. When these plasmids were administered at the age of 3 weeks, however, seroconversions of 90% or 100% were attained at both 3 weeks and 7 weeks after vaccination. In contrast, the commercial vaccine, JE-VAX, conferred no seroconversion when administered at 3 days of age, and 100% when given at 3 weeks of age. Thus the nucleic acid TU's for JEV prM and E provided an extent of seroconversion better than a very high dose of the commercial vaccine, and unexpectedly high seroconversion in both young and more mature animals.

## Example 7

Protective immunity conferred by the nucleic acid vaccine of the invention. Three-day old vaccinated groups from Example 6 were challenged 7 weeks after vaccination by intraperitoneal injection of 50,000 pfu/100 µL of the mouse-adapted JEV strain SA14 and observed for 3 weeks. 100% protection was achieved in groups that received various nucleic acid TU-containing vaccine constructs for up to 21 days (Table 5). In contrast, 60% of the JE-VAX-vaccinated mice, as well as 70% of the pCDNA3/CAT-vaccinated negative controls, did not survive virus challenge by 21 days. These results indicate that the nucleic acid TU's of the invention confer unexpectedly effective protection on vaccinated mice. This suggests the possibility of employing the nucleic acid vaccine of the invention as an early childhood vaccine for humans. In contrast, JE-VAX, the inactivated human vaccine currently used, does not appear to be effective in young animals.

## Example 8

Passive protection of neonatal mice correlated with the maternal antibody titer. Female ICR mice at the age of 3 weeks were vaccinated with either one dose or two doses spaced two days apart of pCDJE2-7 plasmid DNA, at 100 µg/100 µL, or with two doses of JE-VAX that were one-fifth the dose given to humans. The negative control group received two doses of 100 µg/100 µL of pCDNA-3/CAT plasmid. Passive protection by maternal antibody was evaluated in pups resulting from matings of experimental females with non-immunized male mice that occurred nine weeks following the first vaccination or 6 weeks following the second vaccination. Pups were challenged between 3-15 days after birth by intraperitoneal administration of 5,000 pfu/100 µL of mouse-adapted SA14 virus and observed daily for 3 weeks (Table 6). The survival rates correlated with the maternal neutralizing antibody titers. 100% of pups nursed by mothers with a PRNT of 1:80 survived viral infection, whereas none of the pups from the control mother survived (Table 6). Partial protection of 45% and 75% was observed in older pups that were nursed by mothers with a PRNT titer of 1:20 and 1:40, respectively. The survival rates also correlated with the length of time that pups were nursed by the immune mother. As just indicated, 13-15 day old pups had high survival rates. None of the 3-4 day old pups, however, survived virus challenge when the mother had a PRNT titer of 1:20 or 1:40. Thus maternal antibody provides partial to complete protective immunity to the offspring. In addition, JEV antibody was detected by ELISA in the sera of 97% (29/30) of the post-challenge pups.

Mice were inoculated intramuscularly with 1 or 2, 100 µg doses of plasmid DNA, or subcutaneously with two, 1/5 human doses of JE-VAX vaccine. Sera were collected 9 weeks post-vaccination for PRNT testing prior to mating with non-immune male.

Preparation of recombinant plasmids containing the transcriptional unit encoding WNV prM and E antigens. Genomic RNA was extracted from 150  $\mu$ L of Vero cell culture medium infected with NY 99-6480 strain, an strain isolated from the outbreak in New York 1999, using the QIAamp<sup>TM</sup> Viral RNA Kit (Qiagen, Santa Clarita, Calif.). Extracted RNA was eluted and suspended in 80  $\mu$ L of nuclease-free water, and used as a template for the amplification of WNV prM and E gene coding sequences. Primer sequences were obtained from the work of Lanciotti et al. (*Science* 286: 2333-2337 (1999)). A cDNA fragment containing the genomic nucleotide region was amplified by the reverse transcriptase-polymerase chain reaction (RT-PCR). Restriction sites BsmBI and KasI were engineered at the 5' terminus of the cDNA by using amplicon WN466 (nucleotide sequence, SEQ ID NO:12). An in-frame translation termination codon, followed by a NotI restriction site was introduced at the 3' terminus of the cDNA by using amplicon cWN2444 (SEQ ID NO:13). The RT-PCR product was purified by a QIAquick<sup>TM</sup> PCR Purification Kit (Qiagen).

The double-stranded amplicon produced by use of the two amplicons above (SEQ ID NO:12 and SEQ ID NO:13) was digested with KasI and NotI enzymes to generate a 998 bp (nt-1470 to 2468) fragment of DNA was inserted into the KasI and NotI sites of a pCBJESS vector to form an intermediate plasmid, pCBINT. The pCBJESS was derived from the pCBamp plasmid, that contained the cytomegalovirus early gene promoter and translational control element and an engineered JE signal sequence element (Chang et al., *J. Virol.* 74: 4244-4252 (2000)). The JE signal sequence element comprises the JE signal sequence (SEQ ID NO:14).

The cDNA amplicon was subsequently digested with BsmBI and Kas I enzymes and the remaining 1003 bp fragment (nt-466 to 1470) was inserted in to the KasI site of pCBINT to form pCBWN (nucleic acid sequence, SEQ ID NO:15; amino acid sequence, SEQ ID NO:16). Automated DNA sequencing using an ABI prism 377 Sequencer (Applied Biosystems/Perkin Elmer, Foster City, Calif.) was used to confirm that the recombinant plasmid had a correct prM and E sequence as defined by Lanciotti et al. (*Science* 286: 2333-2337 (1999)).

Plasmid DNA for use in the in vitro transformation of mammalian cells or mouse immunization experiments was purified by anion exchange chromatography as described in Example 1.

#### Example 10

Immunochemical characterization and evaluation of WNV prM and E proteins expressed by pCBWN. WNV specific gene products encoded by the pCBWN plasmid were expressed in COS-1 cells. Cells were electroporated and transformed with pCBWN plasmid according to Chang et al. (*J. Virol.* 74: 4244-4252 (2000)). Electroporated cells were seeded onto 75 cm culture flasks or a 12-well tissue culture dish containing one sterile coverslip/well. All flasks and 12-well plates were kept at 37° C., 5% CO<sub>2</sub> incubator. Forty hours following electroporation, coverslips containing adherent cells were removed from the wells, washed briefly with PBS, fixed with acetone for 2 minutes at room temperature, and allowed to air dry.

Protein expression was detected using indirect immunofluorescence antibody assay (IFA), as described in Example 2. Flavivirus E-protein specific monoclonal antibody (Mab) 4G2, WNV mouse hyperimmune ascitic fluid (HIAF) and normal mouse serum (NMS) at 1:200 dilution in PBS were used as the primary antibody to detect protein expression (Henchal et al., *Am. J. Trop. Med. Hyg.* 31: 830-836 (1982)).

Tissue culture medium was harvested 40 and 80 hours following electroporation. Antigen-capture (Ag-capture) ELISA was used to detect secreted WN virus antigen in the culture medium of transiently transformed COS-1 cells. The Mab 4G2 and horseradish peroxidase-conjugated Mab 6B6C-1 were used to capture the WN virus antigens and detect captured antigen, respectively (Chang et al., *J. Virol.* 74: 4244-4452 (2000); Henchal et al., *Am. J. Trop. Med. Hyg.* 31: 830-836 (1983); Roehrig et al., *Virology* 128: 118-126 (1983)).

WN virus antigen in the medium was concentrated by precipitation with 10% polyethylene glycol (PEG)-8000. The precipitant was resuspended in TNE buffer (50 mM Tris, 100 mM NaCl, 10 mM EDTA, pH 7.5), clarified by centrifugation, and stored at 4° C. Alternatively, the precipitant was resuspended in a lyophilization buffer (0.1 M TRIZMA and 0.4% bovine serum albumin in borate saline buffer, pH 9.0), lyophilized and stored at 4° C. Lyophilized preparations were used as antigen for the evaluation in MAC- and indirect IgG ELISAs.

WN virus-specific protein was detected by IFA on the transiently transformed COS-1 cells. E, prM and M proteins expressed in these cells were secreted into the culture medium. WN virus antigen concentrated by PEG precipitation was extracted with 7.0% ethanol to remove residual PEG (Aizawa et al., *Appl. Environ. Micro.* 39: 54-57 (1980)). Ethanol extracted antigens and gradient-purified WN virions were analyzed on a NuPAGE, 4-12% gradient Bis-Tris Gel in a Excel Plus Electrophoresis Apparatus (Invitrogen Corp., Carlsbad, Calif.) and followed by electroblotting onto nitrocellulose membranes using a Excel Plus Blot Unit (Invitrogen Corp.). WN virus-specific proteins produced by the transiently transformed COS-1 cells were detected by WN virus specific mouse HIAF or flavivirus E protein reactive Mab 4G2 in a Western blot analysis, using NMS as a negative serum control. The proteins displayed similar reactivity and identical molecular weights to the corresponding gradient purified virion E, prM and M protein derived from WN virus infected suckling mouse brain (SMB).

In analysis of the NRA as an antigen for diagnostic ELISA, one vial of lyophilized NRA, representing antigen harvested from 40 ml of tissue culture fluid, was reconstituted in 1.0 ml of distilled water and compared with the reconstituted WN virus infected suckling mouse brain (SMB) antigen provided as lyophilized as  $\beta$ -propiolactone-inactivated sucrose-acetone extracts (Clarke et al., *Am. J. Trop. Med. Hyg.* 7: 561-573 (1958)). All recombinant proteins, prM, M and E, had a similar reactivity to that of the gradient-purified virion E, prM and M proteins.

Coded human specimens were tested concurrently with antigens in the same test at the developmental stage. The MAC- and IgG ELISA protocols employed were identical to the published methods (Johnson et al., *J. Clin. Microbiol.* 38: 1827-1831 (2000); Martin et al., *J. Clin. Microbiol.* 38: 1823-1826. (2000)). Human serum specimens were obtained from the serum bank in our facility, which consists of specimens sent to the DVBID for WN virus confirmation testing during the 1999 outbreak. In these tests, a screening MAC- and IgG ELISA were performed on a 1:400 specimen dilution. Specimens yielding positive/negative (P/N) OD ratios between 2 and 3 were considered suspect positives. Suspect serum specimens were subject to confirmation as positives by both ELISA end-point titration and plaque-reduction neutralization test (PRNT). All specimens yielding P/N OD ratios greater than 3.0 were considered positives without further confirmatory testing.

An Ag-capture ELISA employing flavivirus-group reactive, anti-E Mab, 4G2 and 6B6C-1, was used to detect NRA secreted into culture fluid of pCBWN transformed COS-1 cells. The antigen could be detected in the medium one day

following transformation; and the maximum ELISA titer (1:32-1:64) in the culture fluid without further concentration was observed between day two and day four. NRA was concentrated by PEG precipitation, resuspended in a lyophilization buffer, and lyophilized for preservation. For diagnostic test development, one vial of lyophilized NRA was reconstituted with 1.0 ml distilled water and titrated in the MAC- or indirect IgG ELISA using WN virus positive and negative reference human sera (Johnson et al., *J. Clin. Microbiol.* 38: 1827-1831 (2000); Martinet et al., *J. Clin. Microbiol.* 38: 1823-1826 (2000)). Dilutions 1:320 and 1:160 of the NRA were found to be the optimal concentrations for use in MAC- and IgG ELISA, respectively. These dilutions resulted in a P/N OD<sub>450</sub> ratio of 4.19 and 4.54, respectively, for MAC- and IgG test. The WN virus SMB antigens produced by NY-6480 and Eg101 strains were used at 1:320 and 1:640 dilution for MAC-ELISA, and 1:120 and 1:320 for IgG ELISA, respectively. The negative control antigens, PEG precipitates of the culture medium of normal COS-1 cells and normal SMB antigen, were used at the same dilutions as for the respective NRA and SMB antigen. Human serum specimens, diluted at 1:400, were tested concurrently in triplicate with virus-specific and negative control antigens. For the positive test result to be valid, the OD<sub>450</sub> for the test serum reacted with viral antigen (P) had to be at least two-fold greater than the corresponding optical density value of the same serum reacted with negative control antigen (N).

The reactivity of NRA and NY-06480, Eg101 and SLE virus SMBs were compared by the MAC- and IgG ELISAs using 21 coded human serum specimens. Of the 21 specimens, 19 had similar results on all three antigens (8 negatives and 11 suspect positives or positives). Eighteen specimens were also tested separately using SLE SMB antigen. Only three of 13 Eg-101-SMB positive specimens were positive in the SLE MAC-ELISA (Table 1). None of WN antigen negative specimens was positive by SLE MAC-ELISA. This result confirmed a previous observation that anti-WN virus IgM did not cross-react significantly with other flaviviruses (Tardei et al., *J. Clin. Microbiol.* 38: 2232-2239 (1940)) and was specific to diagnose acute WN virus infection regardless of whether NRA or SMB antigen was used in the test. All of the specimens were also tested concurrently by indirect IgG ELISA. Ten of 21 specimens were positive using any of the three antigens.

The two discrepant serum specimens (7 and 9) both from the same patient, collected on day-4 and 44 after onset of disease, respectively, were IgM-negative with NRA and SMB NY antigen and IgM-positive using Eg-101 SMB antigen in the initial test. To investigate these two discordant specimens further, six sequentially collected specimens from this patient were retested by end-point MAC- and IgG ELISAs. A greater than 32-fold serial increase shown in the MAC-ELISA titer between day-3 and day-15 could be demonstrated with all antigens used. Cerebrospinal fluid collected on day-9 after onset of disease also confirmed that this patient indeed was infected by WN shortly prior to taking the sample. The cerebrospinal fluid had IgM P/N reading of 13.71 and 2.04 against Eg-101- and SLE-SMB antigens, respectively. Day-31 and day-44 specimens were negative (<1:400) by using NY-SMB antigen but positive by using NRA and Eg101-SMB. Compatible IgG titers were observed with all three antigen used in the test.

#### Example 11

Evaluation of the immune response in animals vaccinated with pCBWN. Groups of ten, three-wk-old female ICR mice were used in the study. Mice were injected intramuscularly (i.m.) with a single dose of pCBWN or a green fluorescent protein expressing plasmid (PEGFP) DNA (Clontech, San

Francisco, Calif.). The pCBWN plasmid DNA was purified from XL-1 blue cells with EndoFree Plasmid Giga Kits (Qiagen) and resuspended in PBS, pH 7.5, at a concentration of 1.0 µg/µl. Mice that received 100 µg of pEGFP were used as unvaccinated controls. Mice were injected with the pCBWN plasmid at a dose of 100, 10, 1.0, or 0.1 µg in a volume of 100 µl. Groups that received 10, 1.0, or 0.1 µg of pCBWN were vaccinated by the electrotransfer mediated in vivo gene delivery protocol using the EMC-830 square wave electroporator (Genetronics Inc. San Diego, Calif.). The electrotransfer protocol was based on the method of Mir et al., (*Proc. Natl. Acad. Sci. USA* 96: 4262-4267. (1999)). Immediately following DNA injection, transcutaneous electric pulses were applied by two stainless steel plate electrodes, placed 4.5-5.5 mm apart, at each side of the leg. Electrical contact with the leg skin was ensured by completely wetting the leg with PBS. Two sets of four pulses of 40 volts/mm of 25 msec duration with a 200 msec interval between pulses were applied. The polarity of the electrode was reversed between the set of pulses to enhance electrotransfer efficiency.

Mice were bled every 3 wks following injection. The WN virus specific antibody response was evaluated by Ag-capture ELISA and plaque reduction neutralization test (PRNT). Individual sera were tested by IgG-ELISA, and pooled sera from 10 mice of each group were assayed by PRNT. All the mice vaccinated with pCBWN had IgG ELISA titers ranging from 1:640 to 1:1280 three wks after vaccination. The pooled sera collected at three and six wks had a Nt antibody titer of 1:80. None of the serum specimens from pEGFP control mice displayed any ELISA or Nt titer to WN virus.

To determine if the single i.m. vaccination of pCBWN could protect mice from WN virus infection, mice were challenged with NY-6480 virus either by intraperitoneal injection or by exposure to the bite of virus-infected *Culex* mosquitoes. Half of the mouse groups were challenged intraperitoneally (ip) at 6 wks post vaccination with 1,000 LD<sub>50</sub> (1,025 PFU/100 µl) of NY99-6480 virus. The remaining mice were each exposed to the bites of three *Culex tritaeniorhynchus* mosquitoes that has been infected with NY99-6480 virus 7 days prior to the challenge experiment. Mosquitoes were allowed to feed on mice until they were fully engorged. Mice were observed twice daily for three wks after challenge.

It was evident that the presence of Nt antibodies correlated with protective immunity, since all mice immunized with WN virus DNA remained healthy after virus challenge while all control mice developed symptoms of CNS infection 4-6 days following virus challenge and died on an average of 6.9 and 7.4 days after intraperitoneal or infective mosquito challenge, respectively. In the vaccinated group, the pooled sera collected three wks after virus challenge (9-wk post immunization) had Nt antibody titers of 1:640 or 1:320. Pooled vaccinated mouse sera reacted only with E protein in the Western blot analysis.

Groups of ten mice were immunized with 10.0 to 0.1 µg of pCBWN per animal by use of electrotransfer. All groups that received pCBWN were completely protected from virus challenge. At 6 wks after immunization all groups of electrotransfer mice had Nt titer less than four-fold different than animals receiving 100 µg of pCBWN by conventional i.m. injection without electrotransfer. Both these results evidencing effective immunization suggest that the electrotransfer protocol enhances the immunogenicity and protective efficacy of the DNA vaccine of the invention (when carried out as described in (Mir et al., *Proc. Natl. Acad. Sci. USA* 96: 4262-4267. (1999)).

Mixed-bred mares and geldings of various ages used in this study were shown to be WN virus and SLE virus antibody-negative by ELISA and PRNT. Four horses were injected i.m. with a single dose (1,000 µg/1,000 µl in PBS, pH 7.5) of pCBWN plasmid. Serum specimens were collected every



other day for 38 days prior to virus challenge, and the WN virus specific antibody response was evaluated by MAC- or IgG ELISA and PRNT.

Two days prior to virus challenge, 12 horses (4 vaccinated and 8 control) were relocated into a bio-safety level (BSL)-3 containment building at the Colorado State University. The eight unvaccinated control horses were the subset of a study that was designed to investigate WN virus induced pathogenesis in horses and the potential of horses to serve as amplifying hosts. Horses were each challenged by the bite of 14 or 15 *Aedes albopictus* mosquitoes that had been infected by NY99-6425 or BC787 virus 12 days prior to horse challenge. Mosquitoes were allowed to feed on horses for a period of 10 min. Horses were examined for signs of disease twice daily. Body temperature was recorded, and serum specimens collected twice daily from days 0 (day of infection) to 10, then once daily through day 14. Pulse and respiration were recorded daily after challenge. The collected serum samples were tested by plaque titration for detection of viremia, and by MAC- or IgG ELISA and PRNT for antibody response.

No systemic or local reaction was observed in any vaccinated horse. Individual horse sera were tested by PRNT. Vaccinated horses developed Nt antibody greater than or equal to 1:5 between days 14 and 31. End point titers for vaccinated horses, #5, #6, #7, and #8, on day-37 (two days prior to mosquito challenge) were 1:40, 1:5, 1:20, and 1:20, respectively. Horses vaccinated with the pCBWN plasmid remained healthy after virus challenge. None of them developed a detectable viremia or fever from days 1 to 14. All unvaccinated control horses became infected with WN virus after exposure to infected mosquito bites. Seven of the eight unvaccinated horses developed viremia that appeared during the first 6 days after virus challenge. Viremic horses developed Nt antibody between day-7 and day-9 after virus challenge. The only horse from the entire study to display clinical signs of disease was horse #11, which became febrile and showed neurologic signs beginning 8 days after infection. This horse progressed to severe clinical disease within 24 hours and was euthanized on day 9. Four representing horses, #9, 10, 14 and 15, presenting viremia for 0, 2, 4, or 6 days, were selected and used as examples in this example. Virus titers ranged from  $10^{1.0}$  PFU/ml of serum (in horse #10), the lowest level detectable in our assay, to  $10^{2.4}$ /ml (in horse #9). Horse #14 did not develop a detectable viremia during the test period. However, this horse was infected by the virus, as evidenced by Nt antibody detected after day 12.

Anamnestic Nt antibody response was not observed in vaccinated horses as evidenced by the gradual increase in Nt titer during the experiment. Pre-existing Nt antibody in the vaccinated horse prior to mosquito challenge could suppress initial virus infection and replication. Without virus replication, the challenge virus antigen provided by infected mosquitoes may not contain a sufficient antigen mass to stimulate anamnestic immune response in the vaccinated horse. All vaccinated horses were euthanized at 14 days after virus challenge. Gross pathological and histopathological lesions indicative of WN viral infection were not observed.

#### Example 12

Preparation of recombinant plasmids containing coding sequences for yellow fever virus (YFV) or St. Louis encephalitis virus (SLEV) prM and E proteins. A strategy similar to constructing the pCDJE2-7 recombinant plasmid was used to prepare YFV and SLEV recombinant plasmids. Genomic RNA was extracted from 150  $\mu$ L of YFV strain TRI-788379 or SLEV strain 78V-6507 virus seeds using QIAamp<sup>TM</sup> Viral RNA Kit (Qiagen, Santa Clarita, Calif.). The viral RNA was used as a template for amplification of YFV or SLEV prM and E gene coding regions. Primers YFDV389 (nucleotide

sequence, SEQ ID NO:4; amino acid sequence, SEQ ID NO:5), cYFDV2452 (SEQ ID NO:6), SLEDV410 (nucleotide sequence, SEQ ID NO:7; amino acid sequence, SEQ ID NO: 8) and cSLEDV2449 (SEQ ID NO:9) were used to generate the corresponding recombinant nucleic acids as described above for the preparation of the JEV and WNV recombinant plasmids. RT-PCR amplified cDNA, digested with KpnI and NotI enzymes, was inserted into the KpnI-NotI site of a eukaryotic expression plasmid vector, pCDNA3 (Invitrogen). Both strands of the cDNA were sequenced and verified for identity to sequences from YFV strain TRI-788379 or SLEV strain 78V-6507. Recombinant plasmids pCDYF2 and pCDSLE4-3, which contained the nucleotide sequences of the prM and E coding regions for YFV or SLEV, respectively, were purified using an EndoFree<sup>TM</sup> Plasmid Maxi Kit (Qiagen), and used for in vitro transformation or mouse immunization.

YFV or SLEV specific antigens were expressed in COS-1 cells transformed by pCDYF2 or pCDSLE4-3, respectively. The level of expressed proteins was similar to a YFV- or SLEV-infected COS-1 cell control. As in the JEV model, COS-1 cell lines transformed by vectors bearing genes for the viral antigens were obtained which constitutively express YFV or SLEV antigenic proteins. Epitope mapping by IFA using a panel of YFV or SLEV E-specific Mabs indicated that the authentic E protein was expressed by the pCDYF2- or pCDSLE4-3-transformed COS-1 cells. A preliminary study indicated that 100% of three week-old female, ICR mice seroconverted after intramuscular inoculation with a single dose of 100  $\mu$ g/100  $\mu$ L of pCDSLE4-3 plasmid in deionized water.

#### Example 13

Preparation of recombinant plasmids containing coding sequences for St. Louis encephalitis virus prM and E antigens with JEV signal sequence. Genomic RNA was extracted from 150  $\mu$ L of Vero cell culture medium infected with MSI-7 strain of St. Louis encephalitis virus using the QIAamp<sup>TM</sup> Viral RNA Kit (Qiagen, Santa Clarita, Calif.). Extracted RNA was eluted and suspended in 80  $\mu$ L of nuclease-free water, and used as a template for the amplification of St. Louis encephalitis virus prM and E gene coding sequences. Primer sequences were obtained from the work of Trent et al. (*Virology* 156: 293-304 (1987)). A cDNA fragment containing the genomic nucleotide region was amplified by the reverse transcriptase-polymerase chain reaction (RT-PCR). Restriction site AfeI was engineered at the 5' terminus of the cDNA by using amplicon SLE463 (SEQ ID NO:30). An in-frame translation termination codon, followed by a NotI restriction site was introduced at the 3' terminus of the cDNA by using amplicon cSLE2447 (SEQ ID NO:31). The RT-PCR product was purified by a QIAquick<sup>TM</sup> PCR Purification Kit (Qiagen).

The double-stranded amplicon, produced by use of the two amplicons above (SEQ ID NO:30 and SEQ ID NO:31), was digested with AfeI and NotI enzymes to generate a 2004 fragment of DNA (463 to 2466 nt), and inserted into the AfeI and NotI sites of a pCBJESS-M vector to form pCBSLE (nucleotide sequence, SEQ ID NO:21; amino acid sequence, SEQ ID NO:22). The pCBJESS-M was derived from the pCBamp plasmid, that contained the cytomegalovirus early gene promoter and translational control element and an engineered, modified JE signal sequence element (SEQ ID NO:27). The JE signal sequence element comprises the modified JE signal sequence at -4 (Cys to Gly) and -2 (Gly to Ser) position in the original pCBJESS plasmid.

Automated DNA sequencing using an ABI prism 377 Sequencer (Applied Biosystems/Perkin Elmer, Foster City, Calif.) was used to confirm that the recombinant plasmid had



a correct prM and E sequence as defined by Trent et al. (*Virology* 156: 293-304 (1987)).

#### Example 14

Preparation of recombinant plasmids containing coding sequences for yellow fever virus (YFV) prM and E proteins with JEV signal sequence. Genomic RNA was extracted from 150  $\mu$ L of Vero cell culture medium infected with 17D-213 strain of yellow fever virus using the QIAamp<sup>TM</sup> Viral RNA Kit (Qiagen, Santa Clarita, Calif.). Extracted RNA was eluted and suspended in 80  $\mu$ L of nuclease-free water, and used as a template for the amplification of yellow fever virus prM and E gene coding sequences. Primer sequences were obtained from the work of dos Santos et al. (*Virus Research* 35: 35-41 (1995)). A cDNA fragment containing the genomic nucleotide region was amplified by the reverse transcriptase-polymerase chain reaction (RT-PCR). Restriction site AfeI was engineered at the 5' terminus of the cDNA by using amplimer YF482 (SEQ ID NO:28). An in-frame translation termination codon, followed by a NotI restriction site was introduced at the 3' terminus of the cDNA by using amplimer cYF2433 (SEQ ID NO:29). The RT-PCR product was purified by a QIAquick<sup>TM</sup> PCR Purification Kit (Qiagen).

The double-stranded amplicon, produced by use of the two amplimers above (SEQ ID NO:28 and SEQ ID NO:29), was digested with AfeI and NotI enzymes to generate a 1971 fragment of DNA (482 to 2452 nt), and inserted into the AfeI and NotI sites of a pCBJESS-M vector to form pCBYF (nucleotide sequence, SEQ ID NO:23; amino acid sequence, SEQ ID NO:24). The pCBJESS-M was derived from the pCBamp plasmid, that contained the cytomegalovirus early gene promoter and translational control element and an engineered JE signal sequence element (SEQ ID NO:27). The JE signal sequence element comprises the modified JE signal sequence at -4 (Cys to Gly) and -2 (Gly to Ser) position of JESS in the pCBJESS plasmid.

Automated DNA sequencing using an ABI prism 377 Sequencer (Applied Biosystems/Perkin Elmer, Foster City, Calif.) was used to confirm that the recombinant plasmid had a correct prM and E sequence as defined by dos Santos et al. (*Virus Research* 35: 35-41 (1995)).

#### Example 15

Preparation of recombinant plasmids containing coding sequences for Powassan virus prM and E antigens with JEV signal sequence. Genomic RNA was extracted from 150  $\mu$ L of Vero cell culture medium infected with LB strain of Powassan virus using the QIAamp<sup>TM</sup> Viral RNA Kit (Qiagen, Santa Clarita, Calif.). Extracted RNA was eluted and suspended in 80  $\mu$ L of nuclease-free water, and used as a template for the amplification of Powassan virus prM and E gene coding sequences. Primer sequences were obtained from the work of Mandl et al. (*Virology* 194: 173-184 (1993)). A cDNA fragment containing the genomic nucleotide region was amplified by the reverse transcriptase-polymerase chain reaction (RT-PCR). Restriction site AfeI was engineered at the 5' terminus of the cDNA by using amplimer POW454 (SEQ ID NO:25). An in-frame translation termination codon, followed by a NotI restriction site was introduced at the 3' terminus of the cDNA by using amplimer cPOW2417 (SEQ ID NO:26). The RT-PCR product was purified by a QIAquick<sup>TM</sup> PCR Purification Kit (Qiagen).

The double-stranded amplicon, produced by use of the two amplimers above (SEQ ID NO:25 and SEQ ID NO:26), was digested with AfeI and NotI enzymes to generate a 1983 bp fragment of DNA (454 to 2436 nt), and inserted into the AfeI and NotI sites of a pCBJESS-M vector to form pCBPOW (nucleotide sequence, SEQ ID NO:19; amino acid sequence,

SEQ ID NO:20). The pCBJESS-M was derived from the pCBamp plasmid, that contained the cytomegalovirus early gene promoter and translational control element and an engineered JE signal sequence element (SEQ ID NO:27). The JE signal sequence element comprises the modified JE signal sequence at -4 (Cys to Gly) and -2 (Gly to Ser) position of JESS in the pCBJESS plasmid.

Automated DNA sequencing using an ABI prism 377 Sequencer (Applied Biosystems/Perkin Elmer, Foster City, Calif.) was used to confirm that the recombinant plasmid had a correct prM and E sequence as defined by Mandl et al. (*Virology* 194:173-184, (1993)).

#### Example 16

Preparation of plasmids containing coding sequences for dengue serotype 2 structural proteins. Procedures such as those carried out for other flaviviruses (see Examples 1, 9 and 12-15) are to be followed to prepare vectors including nucleic acid TU's for dengue serotype 2 antigens. According to the examples, the amplimers used for construction of the vectors may be chosen to engineer the normal dengue virus signal sequence or they may be chosen so as to engineer a signal sequence from another flavivirus, such as a modified Japanese encephalitis virus signal sequence.

A plasmid containing the dengue serotype 2 gene region from prM to E is to be constructed. The dengue serotype 2 prM and E genes (Deubel et al., *Virology* 155:365-377 (1986); Gruenberg et al., *J. Gen. Virol.* 69: 1301-1398 (1988); Hahn et al., *Virology* 162:167-180 (1988)) are to be ligated into a plasmid such as pCDNA3, and then excised and cloned into vectors such as pCBamp, pCEP4, pREP4, or pRc/RSV (supplied by Invitrogen, Carlsbad, Calif.) to enable expression. If necessary, a dengue serotype 2 virus-specific sequence encoded in a cDNA sequence may be amplified using a procedure such as the polymerase chain reaction (PCR). Alternatively, if the viral RNA is the source of the gene region, a DNA sequence may be amplified by a RT-PCR procedure. A DNA fragment including an initiation codon at the 5' end, and a termination codon at the 3' end is to be cloned into an expression vector at an appropriate restriction nuclease-specific site, in such a way that the cytomegalovirus (CMV) immediate early (IE) promoter, an initiation codon, and a terminator, are operably linked to the dengue serotype 2 virus sequence.

#### Example 17

Vaccination of mice using a dengue serotype 2 DNA vaccine. The dengue serotype 2 nucleic TU vaccine encoding the gene region from prM to E prepared in Example 16 is to be suspended in a suitable pharmaceutical carrier, such as water for injection or buffered physiological saline, and injected intramuscularly into groups of weanling mice. Control groups receive a comparable plasmid preparation lacking the dengue serotype 2 specific genes. The generation of dengue serotype 2-specific antibodies, and/or of dengue serotype 2-specific immune system cytotoxic cells, is to be assessed at fixed intervals thereafter, for example at weekly intervals. At about two to four months after administration of the nucleic acid TU vaccine, mice are to be challenged with dengue serotype 2 virus. Levels of viremia are to be assessed at appropriate intervals thereafter, such as every second day. Passive protection by maternal antibody is to be assessed as indicated in Example 8.

TABLE 1

Transient expression of JE prM and E proteins by various recombinant plasmids in two transferred cell lines.						
Vector			Recombinant		IFA intensity/percentage of antigen-positive cells*	
Promotor	Intron	Poly (A)	ORI	Plasmid	COS-1	COS-7
pCDNAS	CMV	No	BGH	SV40 pCDJE2-7	3+/40	3+/35
pCBamp	CMV	No	BGH	No pCBJE1-14	3+/45	nd
pC1Bamp	CMV	Yes	BGH	No PC1BJES14	3+/39	nd
pCEP4	CMV	No	SV40	OriP pCEJE	2+/4	2+/3
pREP4	RSV	No	SV40	OriP pREJE	1+/3	1+/2
pRe/RSV	RSV	No	BGH	SV40 pRCJE	1+/3	1+/3
pCDNAS	CMV	No	BGH	SV40 pCDNA3/CAT	—	—

\*Various cell lines were transformed with pCDNA3/CAT (negative control), pCDJE2-7, pCBJE1-14, pC1BJES14, pCEJEm pREJE, or pRCJE. Cells are trypsinized 48 hours later and tested by an indirect immunofluorescent antibody assay (IFA) with JE virus-specific H1AF. Data are presented as the intensity (scale of 1+ to 4+) and the percentage of IFA positive cells. The pCDNA3/CAT transformed cells were used as the negative control.

TABLE 2

Characterization of proteins expressed by a pCDJE2-7 stably transformed clone (JE-4B) of COS-1 cells with JE virus-reactive antibodies.				
Biological Activity of Mab		Immunofluorescent intensity of		
Mab or	Biological	cells		
antiserum	Specificity	Function	JEV infected	4B
Mab:				
MC3	JEV Specific		2+	2+
2F2	JEV Specific	HI, N	4+	4+
112	JEV Specific		4+	4+
503	JEV Specific	N	4+	3+
109	Subgroup	HI	2+	1+
N.04	Subgroup	HI, N	3+	4+
201	Subgroup		1+	1+
203	Subgroup		4+	3+
204	Subgroup		2+	2+
301	Subgroup	HI	2+	2+
504	Flavivirus		4+	4+
6B6C-1	Flavivirus		2+	2+
3B4C-4	VEE		—	—
H1AF:				
Anti-JEV			4+	3+
Anti-WEE			—	—
PBS			—	—

TABLE 4

The age-dependent percent seropositive rate in mice following vaccination with various JEV vaccines.				
	3-day old		3-week old	
	3 weeks PV	7 weeks PV	3 weeks PV	7 weeks PV
JE-VAX	0	0	100	100
pCDNA3/CAT	0	0	0	0
pCDJE2-7	40	60	90	90
PC1BJES14	10	60	80	100
pCBJE1-14	80	100	100	100

TABLE 5

Protection from JEV challenge in 8 week old mice following vaccination at 3 days old with various JEV vaccines.						
Vaccine	Pre-challenge JEV seroconversion	Days post-challenge survival rate (%)				
		6	7	8	9	21
JE-VAX	0	100	100	60	40	40
pCDNA3/CAT	0	100	80	30	30	30
pCDJE2-7	60	100	100	100	100	100
PC1BJES14	60	100	100	100	100	100
pCBJE1-14	100	100	100	100	100	100

TABLE 3

Persistence of the immune response in mice immunized with pCDJE2-7 or JE-VEX vaccine.									
	ELISA Titer (log <sub>10</sub> )						PRNT <sub>90%</sub> Titer		
	3 wks	6 wks	9 wks	23 wks	40 wks	60 wks*	3 wks	6 wks	9 wks
1× pCDJE2-7	2.6-3.2	3.8-5.0	3.8-4.4	>3.2	>3.2	2.4, 2.4, 3.8, 4.4	<20	20	40-160
2× pCDJE2-7	2.6-3.8	4.4	3.8-4.4	>3.2	>3.2	2.6, 3.8, 3.8	<20	20-40	40-160
2× JE-VAX	2.6-3.8	4.4-5.0	3.8-5.6	>3.2	>3.2	<2, <2, <2, 4.4	<20	20-40	20-160
2× pCDNA3/CAT	<2	<2	<2	ND	ND	<2	<20	<20	<20

Mice were inoculated with 1 or 2, 100 µg/dose plasmid DNA, or 1/5 human dose of JE-VAX vaccine. Sera were collected for testing prior to the second immunization.

\*Individual serum titers.

TABLE 6

Evaluation of the ability of maternal antibody from JEV-nucleic acid-vaccinated female mice to protect their pups from fatal JEV encephalitis.				
JEV challenged pups				
Vaccinated mother	Challenge age			
Vaccine	PRNT <sub>90%</sub>	(days)	No. survival <sup>1</sup>	ELISA <sup>2</sup>
1× pCDJE2-7	40	4	0/11	
2× pCDJE2-7	80	4	12/12	12/12
2× JE-VAX	20	3	0/16	
2× pCDNA-3/CAT	<10	5	0/14	
1× pCDJE2-7	20	15	5/11	5/5
2× pCDJE2-7	40	14	8/12	7/8

TABLE 6-continued

Evaluation of the ability of maternal antibody from JEV-nucleic acid-vaccinated female mice to protect their pups from fatal JEV encephalitis.				
JEV challenged pups				
Vaccinated mother		Challenge age		
10 Vaccine	PRNT <sub>90%</sub>	(days)	No. survival <sup>1</sup>	ELISA <sup>2</sup>
2× JE-VAX	80	13	5/5	5/5
2× pCDNA-3/CAT	<10	14	0/14	
Mice were inoculated intramuscularly with 1 or 2, 100 µg dose of plasmid DNA, or subcutaneously with two, 1/5 human dose of JE-VAX vaccine. Sera were collected 9 weeks post-vaccination for PRNT testing prior to mating with non-immune male.				
<sup>1</sup> No Survivors/total for each litter.				
<sup>2</sup> Number of JEV ELISA-antibody-positive animals (titer ≥ 1:400)/No. of survivors; sera were collected for testing 12 weeks after challenge.				

## SEQUENCE LISTING

<160> NUMBER OF SEQ ID NOS: 61

<210> SEQ ID NO 1

<211> LENGTH: 48

<212> TYPE: DNA

<213> ORGANISM: Artificial Sequence

<220> FEATURE:

<223> OTHER INFORMATION: Description of artificial sequence; note = synthetic construct

<220> FEATURE:

<221> NAME/KEY: misc\_feature

<222> LOCATION: (1)..(48)

<223> OTHER INFORMATION: Amplimer 14DV389

<220> FEATURE:

<221> NAME/KEY: CDS

<222> LOCATION: (25)..(48)

<400> SEQUENCE: 1

cttggtacct ctagagccgc cgcc atg ggc aga aag caa aac aaa aga 48  
Met Gly Arg Lys Gln Asn Lys Arg  
1 5

<210> SEQ ID NO 2

<211> LENGTH: 8

<212> TYPE: PRT

<213> ORGANISM: Artificial Sequence

<220> FEATURE:

<223> OTHER INFORMATION: Description of artificial sequence; note = synthetic construct

<400> SEQUENCE: 2

Met Gly Arg Lys Gln Asn Lys Arg  
1 5

<210> SEQ ID NO 3

<211> LENGTH: 50

<212> TYPE: DNA

<213> ORGANISM: Artificial Sequence

<220> FEATURE:

<223> OTHER INFORMATION: Description of artificial sequence; note = synthetic construct

<220> FEATURE:

<221> NAME/KEY: misc\_feature

<222> LOCATION: (1)..(50)

<223> OTHER INFORMATION: Amplimer c14DV2453

-continued

&lt;400&gt; SEQUENCE: 3

```

ttttcttttg cggccgctca aacttaagca tgcacattgg tcgctaagaa
50

```

```

<210> SEQ ID NO 4
<211> LENGTH: 48
<212> TYPE: DNA
<213> ORGANISM: Artificial Sequence
<220> FEATURE:
<223> OTHER INFORMATION: Description of artificial sequence; note =
    synthetic construct
<220> FEATURE:
<221> NAME/KEY: misc_feature
<222> LOCATION: (1)..(48)
<223> OTHER INFORMATION: Amplimer YFDV389
<220> FEATURE:
<221> NAME/KEY: CDS
<222> LOCATION: (25)..(48)

```

&lt;400&gt; SEQUENCE: 4

```

cttggtacct cttagagccgc cgcc atg cgt tcc cat gat gtt ctg act
Met Arg Ser His Asp Val Leu Thr
1 5
48

```

```

<210> SEQ ID NO 5
<211> LENGTH: 8
<212> TYPE: PRT
<213> ORGANISM: Artificial Sequence
<220> FEATURE:
<223> OTHER INFORMATION: Description of artificial sequence; note =
    synthetic construct

```

&lt;400&gt; SEQUENCE: 5

```

Met Arg Ser His Asp Val Leu Thr
1 5

```

```

<210> SEQ ID NO 6
<211> LENGTH: 41
<212> TYPE: DNA
<213> ORGANISM: Artificial Sequence
<220> FEATURE:
<223> OTHER INFORMATION: Description of artificial sequence; note =
    synthetic construct
<220> FEATURE:
<221> NAME/KEY: misc_feature
<222> LOCATION: (1)..(41)
<223> OTHER INFORMATION: Amplimer cYFDV2452

```

&lt;400&gt; SEQUENCE: 6

```

ttttcttttg cggccgctca cgccccaact cctagagaaa c
41

```

```

<210> SEQ ID NO 7
<211> LENGTH: 51
<212> TYPE: DNA
<213> ORGANISM: Artificial Sequence
<220> FEATURE:
<223> OTHER INFORMATION: Description of artificial sequence; note =
    synthetic construct
<220> FEATURE:
<221> NAME/KEY: misc_feature
<222> LOCATION: (1)..(51)
<223> OTHER INFORMATION: Amplimer SLEDV410
<220> FEATURE:
<221> NAME/KEY: CDS
<222> LOCATION: (25)..(51)

```

&lt;400&gt; SEQUENCE: 7

```

cttggtacct cttagagccgc cgcc atg tct aaa aaa aga gga ggg acc aga
Met Ser Lys Lys Arg Gly Gly Thr Arg
1 5
51

```

-continued

---

```

<210> SEQ ID NO 8
<211> LENGTH: 9
<212> TYPE: PRT
<213> ORGANISM: Artificial Sequence
<220> FEATURE:
<223> OTHER INFORMATION: Description of artificial sequence; note =
        synthetic construct

```

```

<400> SEQUENCE: 8

```

```

Met Ser Lys Lys Arg Gly Gly Thr Arg
1          5

```

```

<210> SEQ ID NO 9
<211> LENGTH: 38
<212> TYPE: DNA
<213> ORGANISM: Artificial Sequence
<220> FEATURE:
<223> OTHER INFORMATION: Description of artificial sequence; note =
        synthetic construct
<220> FEATURE:
<221> NAME/KEY: misc_feature
<222> LOCATION: (1)..(38)
<223> OTHER INFORMATION: Amplimer cSLEDV2449

```

```

<400> SEQUENCE: 9

```

```

ttttcttttg cgcccgctta ggcttgcaac ctggttgc          38

```

```

<210> SEQ ID NO 10
<211> LENGTH: 7500
<212> TYPE: DNA
<213> ORGANISM: Artificial Sequence
<220> FEATURE:
<223> OTHER INFORMATION: Description of artificial sequence; note =
        synthetic construct
<220> FEATURE:
<221> NAME/KEY: misc_feature
<222> LOCATION: (1)..(7500)
<223> OTHER INFORMATION: pCDJE 2-7
<220> FEATURE:
<221> NAME/KEY: CDS
<222> LOCATION: (916)..(3009)

```

```

<400> SEQUENCE: 10

```

```

gacggatcgg gagatctccc gatccctat ggtcgactct cagtacaatc tgctctgatg          60
ccgcatagtt aagccagtat ctgtccctg cttgtgtgtt ggaggtcgct gagtagtgcg          120
cgagcaaaat ttaagctaca acaaggcaag gcttgaccga caattgcatg aagaatctgc          180
ttagggtagt gcgttttgcg ctgcttcgcg atgtacgggc cagatatacg cgttgacatt          240
gattattgac tagttattaa tagtaatcaa ttacggggtc attagttcat agcccatata          300
tggagtccg cgttacataa cttacggtaa atggcccgc tggtgaccg cccaacgacc          360
cccgccatt gacgtcaata atgacgtatg ttcccatagt aacccaata gggactttcc          420
attgacgtca atgggtggac tatttacggt aaactgccca cttggcagta catcaagtgt          480
atcatatgcc aagtacgccc cctattgacg tcaatgacgg taaatggccc gcctggcatt          540
atgccagta catgacctta tgggactttc ctacttgga gtacatctac gtattagtca          600
tcgctattac catggtgatg cggttttggc agtacatcaa tgggcgtgga tagcggtttg          660
actcacgggg atttccaagt ctccacccca ttgacgtcaa tgggagtttg ttttggcacc          720
aaaatcaacg ggactttcca aaatgtcgta acaactccgc ccattgacg caaatgggcg          780
gtaggcgtgt acggtgggag gtctatataa gcagagctct ctggctaact agagaacca          840
ctgcttactg gcttatcgaa attaatacga ctcaatag ggagacccaa gcttggtacc          900

```

gagctcgccg ccgcc atg ggc aga aag caa aac aaa aga gga gga aat gaa																951
Met Gly Arg Lys Gln Asn Lys Arg Gly Gly Asn Glu																
1 5 10																
ggc tca atc atg tgg ctc gcg agc ttg gca gtt gtc ata gct tgt gcg																999
Gly Ser Ile Met Trp Leu Ala Ser Leu Ala Val Val Ile Ala Cys Ala																
15 20 25																
gga gcc atg aag ttg tgc aat ttc cag ggg aag ctt ttg atg acc atc																1047
Gly Ala Met Lys Leu Ser Asn Phe Gln Gly Lys Leu Leu Met Thr Ile																
30 35 40																
aac aac acg gac att gca gac gtt atc gtg att ccc acc tca aaa gga																1095
Asn Asn Thr Asp Ile Ala Asp Val Ile Val Ile Pro Thr Ser Lys Gly																
45 50 55 60																
gag aac aga tgc tgg gtc cgg gca atc gac gtc ggc tac atg tgt gag																1143
Glu Asn Arg Cys Trp Val Arg Ala Ile Asp Val Gly Tyr Met Cys Glu																
65 70 75																
gac act atc acg tac gaa tgt cct aag ctt acc atg ggc aat gat cca																1191
Asp Thr Ile Thr Tyr Glu Cys Pro Lys Leu Thr Met Gly Asn Asp Pro																
80 85 90																
gag gat gtg gat tgc tgg tgt gac aac caa gaa gtc tac gtc caa tat																1239
Glu Asp Val Asp Cys Trp Cys Asp Asn Gln Glu Val Tyr Val Gln Tyr																
95 100 105																
gga cgg tgc acg cgg acc agg cat tcc aag cga agc agg aga tcc gtg																1287
Gly Arg Cys Thr Arg Thr Arg His Ser Lys Arg Ser Arg Arg Ser Val																
110 115 120																
tcg gtc caa aca cat ggg gag agt tca cta gtg aat aaa aaa gag gct																1335
Ser Val Gln Thr His Gly Glu Ser Ser Leu Val Asn Lys Lys Glu Ala																
125 130 135 140																
tgg ctg gat tca acg aaa gcc aca cga tat ctc atg aaa act gag aac																1383
Trp Leu Asp Ser Thr Lys Ala Thr Arg Tyr Leu Met Lys Thr Glu Asn																
145 150 155																
tgg atc ata agg aat cct ggc tat gct ttc ctg gcg gcg gta ctt ggc																1431
Trp Ile Ile Arg Asn Pro Gly Tyr Ala Phe Leu Ala Ala Val Leu Gly																
160 165 170																
tgg atg ctt ggc agt aac aac ggt caa cgc gtg gta ttt acc atc ctc																1479
Trp Met Leu Gly Ser Asn Asn Gly Gln Arg Val Val Phe Thr Ile Leu																
175 180 185																
ctg ctg ttg gtc gct ccg gct tac agt ttt aat tgt ctg gga atg ggc																1527
Leu Leu Leu Val Ala Pro Ala Tyr Ser Phe Asn Cys Leu Gly Met Gly																
190 195 200																
aat cgt gac ttc ata gaa gga gcc agt gga gcc act tgg gtg gac ttg																1575
Asn Arg Asp Phe Ile Glu Gly Ala Ser Gly Ala Thr Trp Val Asp Leu																
205 210 215 220																
gtg ctg gaa gga gat agc tgc ttg aca atc atg gca aac gac aaa cca																1623
Val Leu Glu Gly Asp Ser Cys Leu Thr Ile Met Ala Asn Asp Lys Pro																
225 230 235																
aca ttg gac gtc cgc atg att aac atc gaa gct agc caa ctt gct gag																1671
Thr Leu Asp Val Arg Met Ile Asn Ile Glu Ala Ser Gln Leu Ala Glu																
240 245 250																
gtc aga agt tac tgc tat cat gct tca gtc act gac atc tcg acg gtg																1719
Val Arg Ser Tyr Cys Tyr His Ala Ser Val Thr Asp Ile Ser Thr Val																
255 260 265																
gct cgg tgc ccc acg act gga gaa gcc cac aac gag aag cga gct gat																1767
Ala Arg Cys Pro Thr Thr Gly Glu Ala His Asn Glu Lys Arg Ala Asp																
270 275 280																
agt agc tat gtg tgc aaa caa ggc ttc act gac cgt ggg tgg ggc aac																1815
Ser Ser Tyr Val Cys Lys Gln Gly Phe Thr Asp Arg Gly Trp Gly Asn																
285 290 295 300																
gga tgt gga ctt ttc ggg aag gga agc att gac aca tgt gca aaa ttc																1863
Gly Cys Gly Leu Phe Gly Lys Gly Ser Ile Asp Thr Cys Ala Lys Phe																
305 310 315																

-continued

---

tcc tgc acc agt aaa gcg att ggg aga aca atc cag cca gaa aac atc Ser Cys Thr Ser Lys Ala Ile Gly Arg Thr Ile Gln Pro Glu Asn Ile 320 325 330	1911
aaa tac gaa gtt ggc att ttt gtg cat gga acc acc act tcg gaa aac Lys Tyr Glu Val Gly Ile Phe Val His Gly Thr Thr Thr Ser Glu Asn 335 340 345	1959
cat ggg aat tat tca gcg caa gtt ggg gcg tcc cag gcg gca aag ttt His Gly Asn Tyr Ser Ala Gln Val Gly Ala Ser Gln Ala Ala Lys Phe 350 355 360	2007
aca gta aca ccc aat gct cct tcg ata acc ctc aaa ctt ggt gac tac Thr Val Thr Pro Asn Ala Pro Ser Ile Thr Leu Lys Leu Gly Asp Tyr 365 370 375 380	2055
gga gaa gtc aca ctg gac tgt gag cca agg agt gga ctg aac act gaa Gly Glu Val Thr Leu Asp Cys Glu Pro Arg Ser Gly Leu Asn Thr Glu 385 390 395	2103
gcg ttt tac gtc atg acc gtg ggg tca aag tca ttt ctg gtc cat agg Ala Phe Tyr Val Met Thr Val Gly Ser Lys Ser Phe Leu Val His Arg 400 405 410	2151
gag tgg ttt cat gac ctc gct ctc ccc tgg acg tcc cct tcg agc aca Glu Trp Phe His Asp Leu Ala Leu Pro Trp Thr Ser Pro Ser Ser Thr 415 420 425	2199
gcg tgg aga aac aga gaa ctc ctc atg gaa ttt gaa gag gcg cac gcc Ala Trp Arg Asn Arg Glu Leu Leu Met Glu Phe Glu Glu Ala His Ala 430 435 440	2247
aca aaa cag tcc gtt gtt gct ctt ggg tca cag gaa gga ggc ctc cat Thr Lys Gln Ser Val Val Ala Leu Gly Ser Gln Glu Gly Gly Leu His 445 450 455 460	2295
cag gcg ttg gca gga gcc atc gtg gtg gag tac tca agc tca gtg aag Gln Ala Leu Ala Gly Ala Ile Val Val Glu Tyr Ser Ser Ser Val Lys 465 470 475	2343
tta aca tca ggc cac ctg aaa tgt agg ctg aaa atg gac aaa ctg gct Leu Thr Ser Gly His Leu Lys Cys Arg Leu Lys Met Asp Lys Leu Ala 480 485 490	2391
ctg aaa ggc aca acc tat ggc atg tgt aca gaa aaa ttc tcg ttc gcg Leu Lys Gly Thr Thr Tyr Gly Met Cys Thr Glu Lys Phe Ser Phe Ala 495 500 505	2439
aaa aat ccg gcg gac act ggt cac gga aca gtt gtc att gaa ctc tcc Lys Asn Pro Ala Asp Thr Gly His Gly Thr Val Val Ile Glu Leu Ser 510 515 520	2487
tac tct ggg agt gat ggc ccc tgc aaa att ccg att gct tcc gtt gcg Tyr Ser Gly Ser Asp Gly Pro Cys Lys Ile Pro Ile Ala Ser Val Ala 525 530 535 540	2535
agc ctc aat gac atg acc ccc gtt ggg cgg ctg gtg aca gtg aac ccc Ser Leu Asn Asp Met Thr Pro Val Gly Arg Leu Val Thr Val Asn Pro 545 550 555	2583
ttc gtc gcg act tcc agt gcc agc tca aag gtg ctg gtc gag atg gaa Phe Val Ala Thr Ser Ser Ala Ser Lys Val Leu Val Glu Met Glu 560 565 570	2631
ccc ccc ttc gga gac tcc tac atc gta gtt gga agg gga gac aag cag Pro Pro Phe Gly Asp Ser Tyr Ile Val Val Gly Arg Gly Asp Lys Gln 575 580 585	2679
atc aac cac cat tgg cac aaa gct gga agc acg ctg ggc aag gcc ttt Ile Asn His His Trp His Lys Ala Gly Ser Thr Leu Gly Lys Ala Phe 590 595 600	2727
tca aca act ttg aag gga gct caa aga ctg gca gcg ttg ggc gac aca Ser Thr Thr Leu Lys Gly Ala Gln Arg Leu Ala Ala Leu Gly Asp Thr 605 610 615 620	2775
gcc tgg gac ttt ggc tct att gga ggg gtc ttc aac tcc ata gga aaa Ala Trp Asp Phe Gly Ser Ile Gly Gly Val Phe Asn Ser Ile Gly Lys	2823

-continued

625	630	635	
gcc gtt cac caa gtg ttt ggt ggt gcc ttc aga aca ctc ttt ggg gga Ala Val His Gln Val Phe Gly Gly Ala Phe Arg Thr Leu Phe Gly Gly 640 645 650			2871
atg tct tgg atc aca caa ggg cta atg ggt gcc cta ctg ctc tgg atg Met Ser Trp Ile Thr Gln Gly Leu Met Gly Ala Leu Leu Leu Trp Met 655 660 665			2919
ggc gtc aac gca cga gac cga tca att gct ttg gcc ttc tta gcc aca Gly Val Asn Ala Arg Asp Arg Ser Ile Ala Leu Ala Phe Leu Ala Thr 670 675 680			2967
ggg ggt gtg ctc gtg ttc tta gcg acc aat gtg cat gct taa Gly Gly Val Leu Val Phe Leu Ala Thr Asn Val His Ala 685 690 695			3009
ttagtttgag cgccgctcg agcatgcac tagaggccc tattctatag tgccaccta			3069
atgctagagc tcgctgatca gcctcgactg tgccttctag ttgccagcca tctgttgttt			3129
gccccctccc cgtgccttcc ttgacctgg aagggtgccac tccactgtc ctttccta			3189
aaaatgagga aattgcatcg cattgtctga gtagggtgca ttctattctg gggggtggg			3249
tggggcagga cagcaagggg gaggattggg aagacaatag caggcatgct ggggatgcg			3309
tgggctctat ggcttctgag gcggaagaa ccagctgggg ctctaggggg tatccccacg			3369
cgccctgtag cggcgcatca agcgcggcgg gtgtggtggt tacgcgcagc gtgaccgcta			3429
cacttgccag cgccttagcg ccgcctcctt tcgctttctt cccctcctt ctcgccagc			3489
tcgcggcctt tcccgtcaa gctctaaac ggggcatccc tttagggttc cgatttagtg			3549
ctttacggca cctcgacccc aaaaaacttg attagggtga tggttcacgt agtgggccat			3609
cgccctgata gacgggtttt cgcccttga cgttgagtc cacgttcttt aatagtggac			3669
tcttgttcca aactggaaca aactcaacc ctatctcggt ctattctttt gatttataag			3729
ggattttggg gatttcggcc tattggttaa aaaatgagct gatttaacaa aaatttaacg			3789
cgaattaatt ctgtggaatg tgtgtcagtt aggggtgtgga aagtcgccag gctccccagg			3849
caggcagaag tatgcaaac atgcatctca attagtcagc aaccagggtg gaaaagtc			3909
caggctcccc agcaggcaga agtatgcaaa gcatgcacat caattagtca gcaaccatag			3969
tcccgccctt aactccgcc atcccgcccc taactccgcc cagttccgcc cattctccgc			4029
cccatggctg actaatTTTT tttatttatg cagaggccga ggccgcctct gcctctgagc			4089
tattocagaa gtagtgagga ggcttttttg gaggcctagg cttttgcaaa aagctcccg			4149
gagcttgat atccattttc ggatctgac aagagacagg atgaggatcg ttctgcatga			4209
ttgaacaaga tggattgcac gcaggttctc cggccgcttg ggtggagagg ctattcggct			4269
atgactgggc acaacagaca atcggtgct ctgatgccgc cgtgttcggg ctgtcagcgc			4329
aggggcgccc ggttctttt gtcaagaccg acctgtccgg tgcctgaat gaactgcagg			4389
acgaggcagc cgggctatcg tggctggcca cgacgggcgt tccttgcca gctgtgctcg			4449
acgttgctac tgaagcggga agggactggc tgctattggg cgaagtgcg gggcaggatc			4509
tcctgtcatc tcacctgtct cctgccgaga aagtatccat catggctgat gcaatgcggc			4569
ggctgcatac gcttgatccg gctacctgcc cattcgacca ccaagcgaaa catcgcatcg			4629
agcgagcacg tactcggatg gaagccggtc ttgtcgatca ggatgatctg gacgaagagc			4689
atcaggggct cgcgccagcc gaactgttcg ccaggctcaa ggcgcgcag cccgacggcg			4749
aggatctcgt cgtgacccat ggcatgcct gcttgccgaa tatcatggtg gaaaatggcc			4809
gcttttctg attcatcgac tgtggccggc tgggtgtggc ggaccgctat caggacatag			4869



-continued

---

cgttggctac ccgatgatt gctgaagagc ttggcggcga atgggctgac cgttccctcg	4929
tgctttacgg tatcgccgct cccgattcgc agcgcatcgc cttctatcgc cttcttgacg	4989
agttctctcg agcgggactc tgggggttoga aatgaccgac caagcgacgc ccaacctgcc	5049
atcacgagat ttcgattcca ccgcgcctt ctatgaaagg ttgggcttcg gaatcgtttt	5109
ccgggacgcc ggctggatga tcctccagcg cggggatctc atgctggagt tcttcgcca	5169
ccccaacttg tttattgcag cttataatgg ttacaaataa agcaatagca tcacaaattt	5229
cacaaataaa gcatTTTTT cactgcattc tagttgtggt ttgtccaaac tcacaaatgt	5289
atcttatcat gtctgtatac cgctgacctc tagctagagc ttggcgtaac catggtcata	5349
gctgtttcct gtgtgaaatt gttatccgct cacaattcca cacaacatac gagccggaag	5409
cataaagtgt aaagcctggg gtgcctaagt agtgagctaa ctcacattaa ttgcgttgcg	5469
ctcactgccc gctttccagt cgggaaacct gtctgtccag ctgcattaat gaatcggcca	5529
acgcgcgggg agaggcgggt tgcgtattgg gcgctcttcc gcttccctgc tcaactgactc	5589
gctgcgctcg gtcttcggc tgcggcgagc ggtatcagct cactcaaagg cgtaataacg	5649
gttatccaca gaatcagggg ataacgcagg aaagaacatg tgagcaaaag gccagcaaaa	5709
ggccaggaac cgtaaaaagg ccgcgttgct ggcgTTTTT cataggctcc gccccctga	5769
cgagcatcac aaaaatcgac gctcaagtca gaggtggcga aaccgcagag gactataaag	5829
ataccaggcg tttccccctg gaagctccct cgtgcgctct cctgttccga cctgcccgt	5889
taccggatac ctgtccgcct ttctccctc gggaagcgtg gcgctttctc aatgctcag	5949
ctgtaggat ctcagttcgg tgtaggtcgt tcgctccaag ctgggctgtg tgcacgaacc	6009
ccccgttcag ccgcaccgct gcgccttata cggttaactat cgtcttgagt ccaaccgggt	6069
aagacacgac ttatcgccc tggcagcagc cactggtaac aggattagca gagcgaggta	6129
tgtaggcgggt gctacagagt tcttgaagtg gtggcctaac tacggctaca ctagaaggac	6189
agtatTTTgt atctgcgctc tgctgaagcc agttacctc ggaaaaagag ttggtagctc	6249
ttgatccggc aaacaaacca ccgctggtag cggtggtttt tttgtttgca agcagcagat	6309
tacgcgcaga aaaaaaggat ctcaagaaga tcctttgata tttctacgg ggtctgacgc	6369
tcagtgaac gaaaactcag gtaagggat tttggtcag agattatcaa aaaggatctt	6429
cacctagatc cttttaaat aaaaatgaag ttttaaatca atctaaagta tatatgagta	6489
aacttggtct gacagttacc aatgcttaat cagtgaggca cctatctcag cgatctgtct	6549
atttcgttca tccatagttg cctgactccc cgtcgtgtag ataactacga tacgggaggg	6609
cttaccatct ggccccagtg ctgcaatgat accgcgagac ccacgctcac cggctccaga	6669
tttatcagca ataaaccagc cagccggaag ggccgagcgc agaagtggtc ctgcaacttt	6729
atccgcctcc atocagtcta ttaattgttg ccgggaagct agagtaaagta gttcgcagat	6789
taatagtttg cgcaacgttg ttgccattgc tacaggcatc gtggtgtcac gctcgtcgtt	6849
tggtatggct tcattcagct ccggttccca acgatcaagg cgagttacat gatccccc	6909
gttgtgcaaa aaagcgggta gctccttcgg tcctccgata gttgtcagaa gtaagttggc	6969
cgcagtgtta tcaactcagg ttatggcagc actgcataat tctcttactg tcatgccatc	7029
cgtaaatgac ttttctgtga ctggtgagta ctcaaccaag tcattctgag aatagtgtat	7089
gcggcgaccg agttgctctt gcccggcgtc aatacgggat aataccgcgc cacatagcag	7149
aactttaaaa gtgctcatca ttggaaaacg ttcttcgggg cgaaaactct caaggatctt	7209

-continued

---

```

accgctgttg agatccagtt cgatgtaacc cactcgtgca cccaactgat cttcagcatc 7269
ttttactttc accagcggtt ctgggtgagc aaaaacagga aggcaaaatg cgcacaaaaa 7329
gggaataagg gcgacacgga aatgttgaat actcactatc ttcctttttc aatattattg 7389
aagcatttat caggggttatt gtctcatgag cggatacata tttgaatgta ttagaaaaaa 7449
taaacaataa ggggttccgc gcacatttcc ccgaaaagtg ccacctgacg t 7500

```

```

<210> SEQ ID NO 11
<211> LENGTH: 697
<212> TYPE: PRT
<213> ORGANISM: Artificial Sequence
<220> FEATURE:
<223> OTHER INFORMATION: Description of artificial sequence; note =
        synthetic construct

```

```

<400> SEQUENCE: 11

```

```

Met Gly Arg Lys Gln Asn Lys Arg Gly Gly Asn Glu Gly Ser Ile Met
1           5           10          15
Trp Leu Ala Ser Leu Ala Val Val Ile Ala Cys Ala Gly Ala Met Lys
20          25          30
Leu Ser Asn Phe Gln Gly Lys Leu Leu Met Thr Ile Asn Asn Thr Asp
35          40          45
Ile Ala Asp Val Ile Val Ile Pro Thr Ser Lys Gly Glu Asn Arg Cys
50          55          60
Trp Val Arg Ala Ile Asp Val Gly Tyr Met Cys Glu Asp Thr Ile Thr
65          70          75          80
Tyr Glu Cys Pro Lys Leu Thr Met Gly Asn Asp Pro Glu Asp Val Asp
85          90          95
Cys Trp Cys Asp Asn Gln Glu Val Tyr Val Gln Tyr Gly Arg Cys Thr
100         105         110
Arg Thr Arg His Ser Lys Arg Ser Arg Arg Ser Val Ser Val Gln Thr
115         120         125
His Gly Glu Ser Ser Leu Val Asn Lys Lys Glu Ala Trp Leu Asp Ser
130         135         140
Thr Lys Ala Thr Arg Tyr Leu Met Lys Thr Glu Asn Trp Ile Ile Arg
145         150         155         160
Asn Pro Gly Tyr Ala Phe Leu Ala Ala Val Leu Gly Trp Met Leu Gly
165         170         175
Ser Asn Asn Gly Gln Arg Val Val Phe Thr Ile Leu Leu Leu Leu Val
180         185         190
Ala Pro Ala Tyr Ser Phe Asn Cys Leu Gly Met Gly Asn Arg Asp Phe
195         200         205
Ile Glu Gly Ala Ser Gly Ala Thr Trp Val Asp Leu Val Leu Glu Gly
210         215         220
Asp Ser Cys Leu Thr Ile Met Ala Asn Asp Lys Pro Thr Leu Asp Val
225         230         235         240
Arg Met Ile Asn Ile Glu Ala Ser Gln Leu Ala Glu Val Arg Ser Tyr
245         250         255
Cys Tyr His Ala Ser Val Thr Asp Ile Ser Thr Val Ala Arg Cys Pro
260         265         270
Thr Thr Gly Glu Ala His Asn Glu Lys Arg Ala Asp Ser Ser Tyr Val
275         280         285
Cys Lys Gln Gly Phe Thr Asp Arg Gly Trp Gly Asn Gly Cys Gly Leu
290         295         300
Phe Gly Lys Gly Ser Ile Asp Thr Cys Ala Lys Phe Ser Cys Thr Ser

```

-continued

305	310	315	320
Lys Ala Ile Gly Arg Thr Ile Gln Pro Glu Asn Ile Lys Tyr Glu Val			
	325	330	335
Gly Ile Phe Val His Gly Thr Thr Thr Ser Glu Asn His Gly Asn Tyr			
	340	345	350
Ser Ala Gln Val Gly Ala Ser Gln Ala Ala Lys Phe Thr Val Thr Pro			
	355	360	365
Asn Ala Pro Ser Ile Thr Leu Lys Leu Gly Asp Tyr Gly Glu Val Thr			
	370	375	380
Leu Asp Cys Glu Pro Arg Ser Gly Leu Asn Thr Glu Ala Phe Tyr Val			
	385	390	395
Met Thr Val Gly Ser Lys Ser Phe Leu Val His Arg Glu Trp Phe His			
	405	410	415
Asp Leu Ala Leu Pro Trp Thr Ser Pro Ser Ser Thr Ala Trp Arg Asn			
	420	425	430
Arg Glu Leu Leu Met Glu Phe Glu Glu Ala His Ala Thr Lys Gln Ser			
	435	440	445
Val Val Ala Leu Gly Ser Gln Glu Gly Gly Leu His Gln Ala Leu Ala			
	450	455	460
Gly Ala Ile Val Val Glu Tyr Ser Ser Ser Val Lys Leu Thr Ser Gly			
	465	470	475
His Leu Lys Cys Arg Leu Lys Met Asp Lys Leu Ala Leu Lys Gly Thr			
	485	490	495
Thr Tyr Gly Met Cys Thr Glu Lys Phe Ser Phe Ala Lys Asn Pro Ala			
	500	505	510
Asp Thr Gly His Gly Thr Val Val Ile Glu Leu Ser Tyr Ser Gly Ser			
	515	520	525
Asp Gly Pro Cys Lys Ile Pro Ile Ala Ser Val Ala Ser Leu Asn Asp			
	530	535	540
Met Thr Pro Val Gly Arg Leu Val Thr Val Asn Pro Phe Val Ala Thr			
	545	550	555
Ser Ser Ala Ser Ser Lys Val Leu Val Glu Met Glu Pro Pro Phe Gly			
	565	570	575
Asp Ser Tyr Ile Val Val Gly Arg Gly Asp Lys Gln Ile Asn His His			
	580	585	590
Trp His Lys Ala Gly Ser Thr Leu Gly Lys Ala Phe Ser Thr Thr Leu			
	595	600	605
Lys Gly Ala Gln Arg Leu Ala Ala Leu Gly Asp Thr Ala Trp Asp Phe			
	610	615	620
Gly Ser Ile Gly Gly Val Phe Asn Ser Ile Gly Lys Ala Val His Gln			
	625	630	635
Val Phe Gly Gly Ala Phe Arg Thr Leu Phe Gly Gly Met Ser Trp Ile			
	645	650	655
Thr Gln Gly Leu Met Gly Ala Leu Leu Leu Trp Met Gly Val Asn Ala			
	660	665	670
Arg Asp Arg Ser Ile Ala Leu Ala Phe Leu Ala Thr Gly Gly Val Leu			
	675	680	685
Val Phe Leu Ala Thr Asn Val His Ala			
	690	695	

&lt;210&gt; SEQ ID NO 12

&lt;211&gt; LENGTH: 46

&lt;212&gt; TYPE: DNA

&lt;213&gt; ORGANISM: Artificial Sequence

-continued

---

```

<220> FEATURE:
<223> OTHER INFORMATION: Description of artificial sequence; note =
        synthetic construct
<220> FEATURE:
<221> NAME/KEY: misc_feature
<222> LOCATION: (1)..(46)
<223> OTHER INFORMATION: WN 466

<400> SEQUENCE: 12

cttggtaccc gtctcggcgc cgtgaccctc tcgaacttcc agggca           46

<210> SEQ ID NO 13
<211> LENGTH: 43
<212> TYPE: DNA
<213> ORGANISM: Artificial Sequence
<220> FEATURE:
<223> OTHER INFORMATION: Description of artificial sequence; note =
        synthetic construct
<220> FEATURE:
<221> NAME/KEY: misc_feature
<222> LOCATION: (1)..(43)
<223> OTHER INFORMATION: CWN2444

<400> SEQUENCE: 13

agaggcactt gcacgtgcgg acttcgccg gcgaaaaaga aaa             43

<210> SEQ ID NO 14
<211> LENGTH: 24
<212> TYPE: PRT
<213> ORGANISM: Artificial Sequence
<220> FEATURE:
<223> OTHER INFORMATION: Description of artificial sequence; note =
        synthetic construct
<220> FEATURE:
<221> NAME/KEY: MISC_FEATURE
<223> OTHER INFORMATION: JE Signal

<400> SEQUENCE: 14

Met Gly Lys Arg Ser Ala Gly Ser Ile Met Trp Leu Ala Ser Leu Ala
1          5          10          15

Val Val Ile Ala Cys Ala Gly Ala
          20

<210> SEQ ID NO 15
<211> LENGTH: 5308
<212> TYPE: DNA
<213> ORGANISM: Artificial Sequence
<220> FEATURE:
<223> OTHER INFORMATION: Description of artificial sequence; note =
        synthetic construct
<220> FEATURE:
<221> NAME/KEY: misc_feature
<222> LOCATION: (1)..(5308)
<223> OTHER INFORMATION: pCBWN
<220> FEATURE:
<221> NAME/KEY: CDS
<222> LOCATION: (911)..(2986)

<400> SEQUENCE: 15

gacggatcgg gagatctccc gatccctat ggtgcactct cagtacaatc tgctctgatg           60
ccgcatagtt aagccagtat ctgctccctg cttgtgtgtt ggaggtcgct gagtagtgcg           120
cgagcaaaat ttaagtaca acaaggcaag gcttgaccga caattgcatg aagaatctgc           180
ttagggttag gcgttttgcg ctgcttcgcg atgtacgggc cagatatacg cgttgacatt           240
gattattgac tagttattaa tagtaatcaa ttacggggtc attagttcat agcccatata           300
tggagttccg cgttacataa cttacggtaa atggcccgcc tggetgaccg cccaacgacc           360

```

-continued

---

ccgccccatt gacgtcaata atgacgtatg ttcccatagt aacgccaata gggactttcc	420
attgacgtca atgggtggag tatttacggt aaactgccca cttggcagta catcaagtgt	480
atcatatgcc aagtacgccc cctattgacg tcaatgacgg taaatggccc gctggcatt	540
atgccagta catgacctta tgggactttc ctacttgga gtacatctac gtattagtca	600
tcgctattac catggtgatg cggtttttgg cagtacatca atgggcgtgg atagcggttt	660
gactcacggg gatttccaag tctccacccc attgacgtca atgggagttt gttttggcac	720
caaaatcaac gggactttcc aaaatgtcgt aacaactccg cccattgac gcaaatgggc	780
ggtaggcgtg tacggtggga ggtctatata agcagagctc tctggctaac tagagaaccc	840
actgcttact ggcttatcga aattaatacg actcactata gggagaccca agcttggtac	900
cgccgcgcgc atg ggc aag agg tcc gcc ggc tca atc atg tgg ctc gcg	949
Met Gly Lys Arg Ser Ala Gly Ser Ile Met Trp Leu Ala	
1 5 10	
agc ttg gca gtt gtc ata gct tgt gca ggc gcc gtg acc ctc tcg aac	997
Ser Leu Ala Val Val Ile Ala Cys Ala Gly Ala Val Thr Leu Ser Asn	
15 20 25	
ttc cag ggc aag gtg atg atg acg gta aat gct act gac gtc aca gat	1045
Phe Gln Gly Lys Val Met Met Thr Val Asn Ala Thr Asp Val Thr Asp	
30 35 40 45	
gtc atc acg att cca aca gct gct gga aag aac cta tgc att gtc aga	1093
Val Ile Thr Ile Pro Thr Ala Ala Gly Lys Asn Leu Cys Ile Val Arg	
50 55 60	
gca atg gat gtg gga tac atg tgc gat gat act atc act tat gaa tgc	1141
Ala Met Asp Val Gly Tyr Met Cys Asp Asp Thr Ile Thr Tyr Glu Cys	
65 70 75	
cca gtg ctg tcg gct ggt aat gat cca gaa gac atc gac tgt tgg tgc	1189
Pro Val Leu Ser Ala Gly Asn Asp Pro Glu Asp Ile Asp Cys Trp Cys	
80 85 90	
aca aag tca gca gtc tac gtc agg tat gga aga tgc acc aag aca cgc	1237
Thr Lys Ser Ala Val Tyr Val Arg Tyr Gly Arg Cys Thr Lys Thr Arg	
95 100 105	
cac tca aga cgc agt cgg agg tca ctg aca gtg cag aca cac gga gaa	1285
His Ser Arg Arg Ser Arg Arg Ser Leu Thr Val Gln Thr His Gly Glu	
110 115 120 125	
agc act cta gcg aac aag aag ggg gct tgg atg gac agc acc aag gcc	1333
Ser Thr Leu Ala Asn Lys Lys Gly Ala Trp Met Asp Ser Thr Lys Ala	
130 135 140	
aca agg tat ttg gta aaa aca gaa tca tgg atc ttg agg aac cct gga	1381
Thr Arg Tyr Leu Val Lys Thr Glu Ser Trp Ile Leu Arg Asn Pro Gly	
145 150 155	
tat gcc ctg gtg gca gcc gtc att ggt tgg atg ctt ggg agc aac acc	1429
Tyr Ala Leu Val Ala Ala Val Ile Gly Trp Met Leu Gly Ser Asn Thr	
160 165 170	
atg cag aga gtt gtg ttt gtc gtg cta ttg ctt ttg gtg gcc cca gct	1477
Met Gln Arg Val Val Phe Val Val Leu Leu Leu Leu Val Ala Pro Ala	
175 180 185	
tac agc ttc aac tgc ctt gga atg agc aac aga gac ttc ttg gaa gga	1525
Tyr Ser Phe Asn Cys Leu Gly Met Ser Asn Arg Asp Phe Leu Glu Gly	
190 195 200 205	
gtg tct gga gca aca tgg gtg gat ttg gtt ctc gaa ggc gac agc tgc	1573
Val Ser Gly Ala Thr Trp Val Asp Leu Val Leu Glu Gly Asp Ser Cys	
210 215 220	
gtg act atc atg tct aag gac aag cct acc atc gat gtg aag atg atg	1621
Val Thr Ile Met Ser Lys Asp Lys Pro Thr Ile Asp Val Lys Met Met	
225 230 235	
aat atg gag gcg gcc aac ctg gca gag gtc cgc agt tat tgc tat ttg	1669

-continued

Asn Met	Glu Ala	Ala Asn	Leu Ala	Glu Val	Arg Ser	Tyr Cys	Tyr Leu		
240			245			250			
gct acc gtc agc gat ctc tcc acc aaa gct gcg tgc ccg acc atg gga	1717								
Ala Thr Val Ser Asp Leu Ser Thr Lys Ala Ala Cys Pro Thr Met Gly									
255			260			265			
gaa gct cac aat gac aaa cgt gct gac cca gct ttt gtg tgc aga caa	1765								
Glu Ala His Asn Asp Lys Arg Ala Asp Pro Ala Phe Val Cys Arg Gln									
270			275			280			285
gga gtg gtg gac agg ggc tgg ggc aac ggc tgc gga cta ttt ggc aaa	1813								
Gly Val Val Asp Arg Gly Trp Gly Asn Gly Cys Gly Leu Phe Gly Lys									
290			295						300
gga agc att gac aca tgc gcc aaa ttt gcc tgc tct acc aag gca ata	1861								
Gly Ser Ile Asp Thr Cys Ala Lys Phe Ala Cys Ser Thr Lys Ala Ile									
305			310						315
gga aga acc atc ttg aaa gag aat atc aag tac gaa gtg gcc att ttt	1909								
Gly Arg Thr Ile Leu Lys Glu Asn Ile Lys Tyr Glu Val Ala Ile Phe									
320			325						330
gtc cat gga cca act act gtg gag tgc cac gga aac tac tcc aca cag	1957								
Val His Gly Pro Thr Thr Val Glu Ser His Gly Asn Tyr Ser Thr Gln									
335			340						345
gtt gga gcc act cag gca ggg aga ttc agc atc act cct gcg gcg cct	2005								
Val Gly Ala Thr Gln Ala Gly Arg Phe Ser Ile Thr Pro Ala Ala Pro									
350			355						365
tca tac aca cta aag ctt gga gaa tat gga gag gtg aca gtg gac tgt	2053								
Ser Tyr Thr Leu Lys Leu Gly Glu Tyr Gly Glu Val Thr Val Asp Cys									
370			375						380
gaa cca cgg tca ggg att gac acc aat gca tac tac gtg atg act gtt	2101								
Glu Pro Arg Ser Gly Ile Asp Thr Asn Ala Tyr Tyr Val Met Thr Val									
385			390						395
gga aca aag acg ttc ttg gtc cat cgt gag tgg ttc atg gac ctc aac	2149								
Gly Thr Lys Thr Phe Leu Val His Arg Glu Trp Phe Met Asp Leu Asn									
400			405						410
ctc cct tgg agc agt gct gga agt act gtg tgg agg aac aga gag acg	2197								
Leu Pro Trp Ser Ser Ala Gly Ser Thr Val Trp Arg Asn Arg Glu Thr									
415			420						425
tta atg gag ttt gag gaa cca cac gcc acg aag cag tct gtg ata gca	2245								
Leu Met Glu Phe Glu Glu Pro His Ala Thr Lys Gln Ser Val Ile Ala									
430			435						445
ttg ggc tca caa gag gga gct ctg cat caa gct ttg gct gga gcc att	2293								
Leu Gly Ser Gln Glu Gly Ala Leu His Gln Ala Leu Ala Gly Ala Ile									
450			455						460
cct gtg gaa ttt tca agc aac act gtc aag ttg acg tgc ggt cat ttg	2341								
Pro Val Glu Phe Ser Ser Asn Thr Val Lys Leu Thr Ser Gly His Leu									
465			470						475
aag tgt aga gtg aag atg gaa aaa ttg cag ttg aag gga aca acc tat	2389								
Lys Cys Arg Val Lys Met Glu Lys Leu Gln Leu Lys Gly Thr Thr Tyr									
480			485						490
ggc gtc tgt tca aag gct ttc aag ttt ctt ggg act ccc gcg gac aca	2437								
Gly Val Cys Ser Lys Ala Phe Lys Phe Leu Gly Thr Pro Ala Asp Thr									
495			500						505
ggc cac ggc act gtg gtg ttg gaa ttg cag tac act ggc acg gat gga	2485								
Gly His Gly Thr Val Val Leu Glu Leu Gln Tyr Thr Gly Thr Asp Gly									
510			515						525
cct tgc aaa gtt cct atc tgc tca gtg gct tca ttg aac gac cta acg	2533								
Pro Cys Lys Val Pro Ile Ser Ser Val Ala Ser Leu Asn Asp Leu Thr									
530			535						540
cca gtg ggc aga ttg gtc act gtc aac cct ttt gtt tca gtg gcc acg	2581								
Pro Val Gly Arg Leu Val Thr Val Asn Pro Phe Val Ser Val Ala Thr									
545			550						555

-continued

---

gcc aac gct aag gtc ctg att gaa ttg gaa cca ccc ttt gga gac tca	2629
Ala Asn Ala Lys Val Leu Ile Glu Leu Glu Pro Pro Phe Gly Asp Ser	
560 565 570	
tac ata gtg gtg ggc aga gga gaa caa cag atc aat cac cat tgg cac	2677
Tyr Ile Val Val Gly Arg Gly Glu Gln Gln Ile Asn His His Trp His	
575 580 585	
aag tct gga agc agc att ggc aaa gcc ttt aca acc acc ctc aaa gga	2725
Lys Ser Gly Ser Ser Ile Gly Lys Ala Phe Thr Thr Thr Leu Lys Gly	
590 595 600 605	
gcg cag aga cta gcc gct cta gga gac aca gct tgg gac ttt gga tca	2773
Ala Gln Arg Leu Ala Ala Leu Gly Asp Thr Ala Trp Asp Phe Gly Ser	
610 615 620	
gtt gga ggg gtg ttc acc tca gtt ggg aag gct gtc cat caa gtg ttc	2821
Val Gly Gly Val Phe Thr Ser Val Gly Lys Ala Val His Gln Val Phe	
625 630 635	
gga gga gca ttc cgc tca ctg ttc gga ggc atg tcc tgg ata acg caa	2869
Gly Gly Ala Phe Arg Ser Leu Phe Gly Gly Met Ser Trp Ile Thr Gln	
640 645 650	
gga ttg ctg ggg gct ctc ctg ttg tgg atg ggc atc aat gct cgt gat	2917
Gly Leu Leu Gly Ala Leu Leu Trp Met Gly Ile Asn Ala Arg Asp	
655 660 665	
agg tcc ata gct ctc acg ttt ctc gca gtt gga gga gtt ctg ctc ttc	2965
Arg Ser Ile Ala Leu Thr Phe Leu Ala Val Gly Gly Val Leu Leu Phe	
670 675 680 685	
ctc tcc gtg aac gtg cac gcc tgaaggcggc cgctcgagca tgcactaga	3016
Leu Ser Val Asn Val His Ala	
690	
gggccctatt ctatagtgtc acctaaatgc tagagctcgc tgatcagcct cgactgtgcc	3076
ttctagtgtc cagccatctg ttgtttgccc ctccccctg ccttccttga ccttgaagg	3136
tgccactccc actgtccttt cctaataaaa tgaggaaatt gcacgcatt gtctgagtag	3196
gtgtcattct attctggggg gtgggggtggg gcaggacagc aagggggagg attgggaaga	3256
caatagcagg catgctgggg atgcgggtggg ctctatggct tctgaggcgg aaagaaccag	3316
ctgcattaat gaatcgcca acgcgcgggg agaggcggtt tgcgtattgg gcgctcttcc	3376
gcttctctgc tcactgactc gctgcgctcg gtcgttcggc tgcggcgagc ggtatcagct	3436
cactcaaaagg cggtaatatc gttatccaca gaatcagggg ataacgcagg aaagaacatg	3496
tgagcaaaag gccagcaaaa ggccaggaac cgtaaaaagg ccgcgttgct ggcgtttttc	3556
cataggctcc gccccctga cgagcatcac aaaaatcgac gctcaagtca gaggtggcga	3616
aacccgacag gactataaag ataccaggcg tttccccctg gaagctccct cgtgcgctct	3676
cctgttccga cctgcgcgt taccggatac ctgtccgctt ttctcccttc ggaagcgtg	3736
gcgctttctc atagctcag ctgtaggtat ctcagttcgg ttaggtcgt tcgctccaag	3796
ctgggctgtg tgcacgaacc cccggttcag cccgaccgct ggccttatac cgtaactat	3856
cgtcttgagt ccaaccggg aagacacgac ttatcgccac tggcagcagc cactggtaac	3916
aggattagca gagcgaggta tgtaggcggg gctacagagt tcttgaagt gtggcctaac	3976
tacggctaca ctagaagaac agtatttggg atctgcgctc tgctgaagcc agttaccttc	4036
ggaaaaagag ttggtagctc ttgatccggc aaacaaacca ccgctggtag cgttggtttt	4096
tttgtttgca agcagcagat tacgcgcaga aaaaaaggat ctcaagaaga tcctttgatc	4156
ttttctacgg ggtctgacgc tcagtggaaac gaaaactcac gttaagggat ttggtcatg	4216
agattatcaa aaaggatctt cacctagatc cttttaaatt aaaaatgaag ttttaaatca	4276
atctaaagta tatatgagta aacttggctc gacagttacc aatgcttaat cagtgaggca	4336

-continued

---

```

cctatctcag cgatctgtct atttcgttca tccatagttg cctgactccc cgtcgtgtag 4396
ataactacga tacgggaggg cttaccatct ggccccagtg ctgcaatgat accgcgagac 4456
ccacgctcac cggctccaga tttatcagca ataaaccagc cagccggaag ggccgagcgc 4516
agaagtggtc ctgcaacttt atccgcctcc atccagtcta ttaattgttg ccgggaagct 4576
agagtaagta gttcgccagt taatagtttg cgcaacgttg ttgccattgc tacaggcatc 4636
gtggtgtcac gctcgtcgtt tggatatggt tcattcagct ccggttccca acgatcaagg 4696
cgagttacat gatcccccat gttgtgcaaa aaagcgggta gctccttcgg tcctccgac 4756
gttgtcagaa gtaagtggc cgcagtggtt tcaactcatg ttatggcagc actgcataat 4816
tctcttactg tcattgccat cgtaagatgc ttttctgtga ctggtgagta ctcaaccaag 4876
tcattctgag aatagtgtat gcggcgaccg agttgctctt gcccggcgtc aatacgggat 4936
aataccgcgc cacatagcag aactttaaaa gtgctcatca ttggaaaacg ttcttcgggg 4996
cgaaaactct caaggatctt accgctgttg agatccagtt cgatgtaacc cactcgtgca 5056
cccaactgat cttcagcatc ttttactttc accagcgttt ctgggtgagc aaaaacagga 5116
aggcaaaatg ccgcaaaaaa gggaataagg gcgacacgga aatgttgaat actcatactc 5176
ttcttttttc aatattattg aagcatttat cagggttatt gtctcatgag cggatacata 5236
tttgaatgta ttagaaaaa taaacaaata ggggttccgc gcacatttcc ccgaaaagtg 5296
ccacctgacg tc 5308

```

```

<210> SEQ ID NO 16
<211> LENGTH: 692
<212> TYPE: PRT
<213> ORGANISM: Artificial Sequence
<220> FEATURE:
<223> OTHER INFORMATION: Description of artificial sequence; note =
        synthetic construct

```

```

<400> SEQUENCE: 16

```

```

Met Gly Lys Arg Ser Ala Gly Ser Ile Met Trp Leu Ala Ser Leu Ala
1             5             10             15

Val Val Ile Ala Cys Ala Gly Ala Val Thr Leu Ser Asn Phe Gln Gly
20             25             30

Lys Val Met Met Thr Val Asn Ala Thr Asp Val Thr Asp Val Ile Thr
35             40             45

Ile Pro Thr Ala Ala Gly Lys Asn Leu Cys Ile Val Arg Ala Met Asp
50             55             60

Val Gly Tyr Met Cys Asp Thr Ile Thr Tyr Glu Cys Pro Val Leu
65             70             75             80

Ser Ala Gly Asn Asp Pro Glu Asp Ile Asp Cys Trp Cys Thr Lys Ser
85             90             95

Ala Val Tyr Val Arg Tyr Gly Arg Cys Thr Lys Thr Arg His Ser Arg
100            105            110

Arg Ser Arg Arg Ser Leu Thr Val Gln Thr His Gly Glu Ser Thr Leu
115            120            125

Ala Asn Lys Lys Gly Ala Trp Met Asp Ser Thr Lys Ala Thr Arg Tyr
130            135            140

Leu Val Lys Thr Glu Ser Trp Ile Leu Arg Asn Pro Gly Tyr Ala Leu
145            150            155            160

Val Ala Ala Val Ile Gly Trp Met Leu Gly Ser Asn Thr Met Gln Arg
165            170            175

```



Val 180	Val 185	Ala 190	Pro 195	Ala 200	Tyr 205	Ser 210	Phe 215	Val 220	Leu 225	Val 230	Ala 235	Thr 240	Val 245	Leu 250	Val 255	Ala 260	Val 265	Val 270	Val 275	Val 280	Val 285	Val 290	Val 295	Val 300	Val 305	Val 310	Val 315	Val 320	Val 325	Val 330	Val 335	Val 340	Val 345	Val 350	Val 355	Val 360	Val 365	Val 370	Val 375	Val 380	Val 385	Val 390	Val 395	Val 400	Val 405	Val 410	Val 415	Val 420	Val 425	Val 430	Val 435	Val 440	Val 445	Val 450	Val 455	Val 460	Val 465	Val 470	Val 475	Val 480	Val 485	Val 490	Val 495	Val 500	Val 505	Val 510	Val 515	Val 520	Val 525	Val 530	Val 535	Val 540	Val 545	Val 550	Val 555	Val 560	Val 565	Val 570	Val 575	Val 580	Val 585	Val 590	Val 595	Val 600	Val 605	Val 610	Val 615	Val 620	Val 625	Val 630	Val 635	Val 640	Val 645	Val 650	Val 655	Val 660	Val 665	Val 670	Val 675	Val 680	Val 685	Val 690	Val 695	Val 700	Val 705	Val 710	Val 715	Val 720	Val 725	Val 730	Val 735	Val 740	Val 745	Val 750	Val 755	Val 760	Val 765	Val 770	Val 775	Val 780	Val 785	Val 790	Val 795	Val 800	Val 805	Val 810	Val 815	Val 820	Val 825	Val 830	Val 835	Val 840	Val 845	Val 850	Val 855	Val 860	Val 865	Val 870	Val 875	Val 880	Val 885	Val 890	Val 895	Val 900	Val 905	Val 910	Val 915	Val 920	Val 925	Val 930	Val 935	Val 940	Val 945	Val 950	Val 955	Val 960	Val 965	Val 970	Val 975	Val 980	Val 985	Val 990	Val 995	Val 1000
Asn 195	Cys 200	Leu 205	Gly 210	Met 215	Ser 220	Asn 225	Arg 230	Asp 235	Phe 240	Leu 245	Glu 250	Asp 255	Ser 260	Gly 265	Val 270	Met 275	Met 280	Asn 285	Met 290	Glu 295	Val 300	Val 305	Val 310	Val 315	Val 320	Val 325	Val 330	Val 335	Val 340	Val 345	Val 350	Val 355	Val 360	Val 365	Val 370	Val 375	Val 380	Val 385	Val 390	Val 395	Val 400	Val 405	Val 410	Val 415	Val 420	Val 425	Val 430	Val 435	Val 440	Val 445	Val 450	Val 455	Val 460	Val 465	Val 470	Val 475	Val 480	Val 485	Val 490	Val 495	Val 500	Val 505	Val 510	Val 515	Val 520	Val 525	Val 530	Val 535	Val 540	Val 545	Val 550	Val 555	Val 560	Val 565	Val 570	Val 575	Val 580	Val 585	Val 590	Val 595	Val 600	Val 605	Val 610	Val 615	Val 620	Val 625	Val 630	Val 635	Val 640	Val 645	Val 650	Val 655	Val 660	Val 665	Val 670	Val 675	Val 680	Val 685	Val 690	Val 695	Val 700	Val 705	Val 710	Val 715	Val 720	Val 725	Val 730	Val 735	Val 740	Val 745	Val 750	Val 755	Val 760	Val 765	Val 770	Val 775	Val 780	Val 785	Val 790	Val 795	Val 800	Val 805	Val 810	Val 815	Val 820	Val 825	Val 830	Val 835	Val 840	Val 845	Val 850	Val 855	Val 860	Val 865	Val 870	Val 875	Val 880	Val 885	Val 890	Val 895	Val 900	Val 905	Val 910	Val 915	Val 920	Val 925	Val 930	Val 935	Val 940	Val 945	Val 950	Val 955	Val 960	Val 965	Val 970	Val 975	Val 980	Val 985	Val 990	Val 995	Val 1000			
Ala 210	Thr 215	Trp 220	Val 225	Asp 230	Leu 235	Val 240	Leu 245	Glu 250	Gly 255	Asp 260	Ser 265	Val 270	Met 275	Cys 280	Val 285	Met 290	Met 295	Asn 300	Met 305	Thr 310	Ile 315	Val 320	Val 325	Val 330	Val 335	Val 340	Val 345	Val 350	Val 355	Val 360	Val 365	Val 370	Val 375	Val 380	Val 385	Val 390	Val 395	Val 400	Val 405	Val 410	Val 415	Val 420	Val 425	Val 430	Val 435	Val 440	Val 445	Val 450	Val 455	Val 460	Val 465	Val 470	Val 475	Val 480	Val 485	Val 490	Val 495	Val 500	Val 505	Val 510	Val 515	Val 520	Val 525	Val 530	Val 535	Val 540	Val 545	Val 550	Val 555	Val 560	Val 565	Val 570	Val 575	Val 580	Val 585	Val 590	Val 595	Val 600																																																																																						

-continued

---

595	600	605	
Leu Ala Ala Leu Gly Asp Thr Ala Trp Asp Phe Gly Ser Val Gly Gly			
610	615	620	
Val Phe Thr Ser Val Gly Lys Ala Val His Gln Val Phe Gly Gly Ala			
625	630	635	640
Phe Arg Ser Leu Phe Gly Gly Met Ser Trp Ile Thr Gln Gly Leu Leu			
645	650	655	
Gly Ala Leu Leu Leu Trp Met Gly Ile Asn Ala Arg Asp Arg Ser Ile			
660	665	670	
Ala Leu Thr Phe Leu Ala Val Gly Gly Val Leu Leu Phe Leu Ser Val			
675	680	685	
Asn Val His Ala			
690			
<210> SEQ ID NO 17			
<211> LENGTH: 5334			
<212> TYPE: DNA			
<213> ORGANISM: Artificial Sequence			
<220> FEATURE:			
<223> OTHER INFORMATION: Description of artificial sequence; note =			
synthetic construct			
<220> FEATURE:			
<221> NAME/KEY: misc_feature			
<222> LOCATION: (1)..(5334)			
<223> OTHER INFORMATION: pCBE 1-14			
<220> FEATURE:			
<221> NAME/KEY: CDS			
<222> LOCATION: (916)..(3006)			
<400> SEQUENCE: 17			
gacggatcgg gagatctccc gatccctat ggtgcactct cagtacaatc tgctctgatg		60	
ccgcatagtt aagccagtat ctgtccctg cttgtgtgtt ggaggctcgt gagtagtgcg		120	
cgagcaaaat ttaagctaca acaaggcaag gcttgaccga caattgcatg aagaatctgc		180	
ttagggtagt gcgttttgcg ctgcttcgcg atgtacgggc cagatatatc cgttgacatt		240	
gattattgac tagttattaa tagtaatcaa ttacggggtc attagttcat agcccatata		300	
tggagttccg cggtacataa cttacggtaa atggcccgc tggtgaccg cccaacgacc		360	
cccgccatt gagtcaata atgacgtatg ttcccatagt aacccaata gggactttcc		420	
attgacgtca atgggtggag tatttacggt aaactgcca cttggcagta catcaagtgt		480	
atcatatgcc aagtacgcc cctattgacg tcaatgacg taaatggccc gcctggcatt		540	
atgccagta catgacctta tgggactttc ctacttgga gtacatctac gtattagtca		600	
tcgtattac catggtgatg cggttttggc agtacatcaa tggcgtgga tagcggtttg		660	
actcacgggg atttccaagt ctccaccca ttgacgtcaa tgggagtttg ttttggcacc		720	
aaaatcaacg ggactttcca aaatgtcgta acaactccgc ccattgacg caaatgggcg		780	
gtaggcgtgt acgggtgggag gtctatataa gcagagctct ctggctaact agagaacca		840	
ctgcttactg gcttatcgaa attaatcga ctactatag ggagaccaa gcttggtacc		900	
tctagagccg ccgcc atg ggc aga aag caa aac aaa aga gga gga aat gaa		951	
Met Gly Arg Lys Gln Asn Lys Arg Gly Gly Asn Glu			
1 5 10			
ggc tca atc atg tgg ctc gcg agc ttg gca gtt gtc ata gct tgt gcg		999	
Gly Ser Ile Met Trp Leu Ala Ser Leu Ala Val Val Ile Ala Cys Ala			
15 20 25			
gga gcc atg aag ttg tgc aat ttc cag ggg aag ctt ttg atg acc atc		1047	
Gly Ala Met Lys Leu Ser Asn Phe Gln Gly Lys Leu Leu Met Thr Ile			
30 35 40			

-continued

---

aac aac acg gac att gca gac gtt atc gtg att ccc acc tca aaa gga Asn Asn Thr Asp Ile Ala Asp Val Ile Val Ile Pro Thr Ser Lys Gly 45 50 55 60	1095
gag aac aga tgc tgg gtc cgg gca atc gac gtc ggc tac atg tgt gag Glu Asn Arg Cys Trp Val Arg Ala Ile Asp Val Gly Tyr Met Cys Glu 65 70 75	1143
gac act atc acg tac gaa tgt cct aag ctt acc atg ggc aat gat cca Asp Thr Ile Thr Tyr Glu Cys Pro Lys Leu Thr Met Gly Asn Asp Pro 80 85 90	1191
gag gat gtg gat tgc tgg tgt gac aac caa gaa gtc tac gtc caa tat Glu Asp Val Asp Cys Trp Cys Asp Asn Gln Glu Val Tyr Val Gln Tyr 95 100 105	1239
gga cgg tgc acg cgg acc agg cat tcc aag cga agc agg aga tcc gtg Gly Arg Cys Thr Arg Thr Arg His Ser Lys Arg Ser Arg Arg Ser Val 110 115 120	1287
tcg gtc caa aca cat ggg gag agt tca cta gtg aat aaa aaa gag gct Ser Val Gln Thr His Gly Glu Ser Ser Leu Val Asn Lys Lys Glu Ala 125 130 135 140	1335
tgg ctg gat tca acg aaa gcc aca cga tat ctc atg aaa act gag aac Trp Leu Asp Ser Thr Lys Ala Thr Arg Tyr Leu Met Lys Thr Glu Asn 145 150 155	1383
tgg atc ata agg aat cct ggc tat gct ttc ctg gcg gcg gta ctt ggc Trp Ile Ile Arg Asn Pro Gly Tyr Ala Phe Leu Ala Ala Val Leu Gly 160 165 170	1431
tgg atg ctt ggc agt aac aac ggt caa cgc gtg gta ttt acc atc ctc Trp Met Leu Gly Ser Asn Asn Gly Gln Arg Val Val Phe Thr Ile Leu 175 180 185	1479
ctg ctg ttg gtc gct ccg gct tac agt ttt aat tgt ctg gga atg ggc Leu Leu Leu Val Ala Pro Ala Tyr Ser Phe Asn Cys Leu Gly Met Gly 190 195 200	1527
aat cgt gac ttc ata gaa gga gcc agt gga gcc act tgg gtg gac ttg Asn Arg Asp Phe Ile Glu Gly Ala Ser Gly Ala Thr Trp Val Asp Leu 205 210 215 220	1575
gtg ctg gaa gga gat agc tgc ttg aca atc atg gca aac gac aaa cca Val Leu Glu Gly Asp Ser Cys Leu Thr Ile Met Ala Asn Asp Lys Pro 225 230 235	1623
aca ttg gac gtc cgc atg att aac atc gaa gct agc caa ctt gct gag Thr Leu Asp Val Arg Met Ile Asn Ile Glu Ala Ser Gln Leu Ala Glu 240 245 250	1671
gtc aga agt tac tgc tat cat gct tca gtc act gac atc tcg acg gtg Val Arg Ser Tyr Cys Tyr His Ala Ser Val Thr Asp Ile Ser Thr Val 255 260 265	1719
gct cgg tgc ccc acg act gga gaa gcc cac aac gag aag cga gct gat Ala Arg Cys Pro Thr Thr Gly Glu Ala His Asn Glu Lys Arg Ala Asp 270 275 280	1767
agt agc tat gtg tgc aaa caa ggc ttc act gac cgt ggg tgg ggc aac Ser Ser Tyr Val Cys Lys Gln Gly Phe Thr Asp Arg Gly Trp Gly Asn 285 290 295 300	1815
gga tgt gga ctt ttc ggg aag gga agc att gac aca tgt gca aaa ttc Gly Cys Gly Leu Phe Gly Lys Gly Ser Ile Asp Thr Cys Ala Lys Phe 305 310 315	1863
tcc tgc acc agt aaa gcg att ggg aga aca atc cag cca gaa aac atc Ser Cys Thr Ser Lys Ala Ile Gly Arg Thr Ile Gln Pro Glu Asn Ile 320 325 330	1911
aaa tac gaa gtt ggc att ttt gtg cat gga acc acc act tcg gaa aac Lys Tyr Glu Val Gly Ile Phe Val His Gly Thr Thr Thr Ser Glu Asn 335 340 345	1959
cat ggg aat tat tca gcg caa gtt ggg gcg tcc cag gcg gca aag ttt His Gly Asn Tyr Ser Ala Gln Val Gly Ala Ser Gln Ala Ala Lys Phe	2007

-continued

350	355	360	
aca gta aca ccc aat gct cct tcg ata acc ctc aaa ctt ggt gac tac			2055
Thr Val Thr Pro Asn Ala Pro Ser Ile Thr Leu Lys Leu Gly Asp Tyr			
365	370	375	380
gga gaa gtc aca ctg gac tgt gag cca agg agt gga ctg aac act gaa			2103
Gly Glu Val Thr Leu Asp Cys Glu Pro Arg Ser Gly Leu Asn Thr Glu			
	385	390	395
gcg ttt tac gtc atg acc gtg ggg tca aag tca ttt ctg gtc cat agg			2151
Ala Phe Tyr Val Met Thr Val Gly Ser Lys Ser Phe Leu Val His Arg			
	400	405	410
gag tgg ttt cat gac ctc gct ctc ccc tgg acg tcc cct tcg agc aca			2199
Glu Trp Phe His Asp Leu Ala Leu Pro Trp Thr Ser Pro Ser Ser Thr			
	415	420	425
gcg tgg aga aac aga gaa ctc ctc atg gaa ttt gaa gag gcg cac gcc			2247
Ala Trp Arg Asn Arg Glu Leu Leu Met Glu Phe Glu Glu Ala His Ala			
	430	435	440
aca aaa cag tcc gtt gtt gct ctt ggg tca cag gaa gga ggc ctc cat			2295
Thr Lys Gln Ser Val Val Ala Leu Gly Ser Gln Glu Gly Gly Leu His			
	445	450	455
cag gcg ttg gca gga gcc atc gtg gtg gag tac tca agc tca gtg aag			2343
Gln Ala Leu Ala Gly Ala Ile Val Val Glu Tyr Ser Ser Ser Val Lys			
	465	470	475
tta aca tca ggc cac ctg aaa tgt agg ctg aaa atg gac aaa ctg gct			2391
Leu Thr Ser Gly His Leu Lys Cys Arg Leu Lys Met Asp Lys Leu Ala			
	480	485	490
ctg aaa ggc aca acc tat ggc atg tgt aca gaa aaa ttc tcg ttc gcg			2439
Leu Lys Gly Thr Thr Tyr Gly Met Cys Thr Glu Lys Phe Ser Phe Ala			
	495	500	505
aaa aat ccg gcg gac act ggt cac gga aca gtt gtc att gaa ctc tcc			2487
Lys Asn Pro Ala Asp Thr Gly His Gly Thr Val Val Ile Glu Leu Ser			
	510	515	520
tac tct ggg agt gat ggc ccc tgc aaa att ccg att gct tcc gtt gcg			2535
Tyr Ser Gly Ser Asp Gly Pro Cys Lys Ile Pro Ile Ala Ser Val Ala			
	525	530	535
agc ctc aat gac atg acc ccc gtt ggg cgg ctg gtg aca gtg aac ccc			2583
Ser Leu Asn Asp Met Thr Pro Val Gly Arg Leu Val Thr Val Asn Pro			
	545	550	555
ttc gtc gcg act tcc agt gcc agc tca aag gtg ctg gtc gag atg gaa			2631
Phe Val Ala Thr Ser Ser Ala Ser Ser Lys Val Leu Val Glu Met Glu			
	560	565	570
ccc ccc ttc gga gac tcc tac atc gta gtt gga agg gga gac aag cag			2679
Pro Pro Phe Gly Asp Ser Tyr Ile Val Val Gly Arg Gly Asp Lys Gln			
	575	580	585
atc aac cac cat tgg cac aaa gct gga agc acg ctg ggc aag gcc ttt			2727
Ile Asn His His Trp His Lys Ala Gly Ser Thr Leu Gly Lys Ala Phe			
	590	595	600
tca aca act ttg aag gga gct caa aga ctg gca gcg ttg ggc gac aca			2775
Ser Thr Thr Leu Lys Gly Ala Gln Arg Leu Ala Ala Leu Gly Asp Thr			
	605	610	615
gcc tgg gac ttt ggc tct att gga ggg gtc ttc aac tcc ata gga aaa			2823
Ala Trp Asp Phe Gly Ser Ile Gly Gly Val Phe Asn Ser Ile Gly Lys			
	625	630	635
gcc gtt cac caa gtg ttt ggt ggt gcc ttc aga aca ctc ttt ggg gga			2871
Ala Val His Gln Val Phe Gly Gly Ala Phe Arg Thr Leu Phe Gly Gly			
	640	645	650
atg tct tgg atc aca caa ggg cta atg ggt gcc cta ctg ctc tgg atg			2919
Met Ser Trp Ile Thr Gln Gly Leu Met Gly Ala Leu Leu Trp Met			
	655	660	665
ggc gtc aac gca cga gac cga tca att gct ttg gcc ttc tta gcc aca			2967



-continued

---

```

acacggaaat gttgaatact catactcttc ctttttcaat attattgaag catttatcag 5236
ggttattgtc tcatgagcgg atacatattt gaatgtattt agaaaaataa acaaataggg 5296
gttcgcgcga catttcccg aaaagtgcc cctgacgt 5334

```

```

<210> SEQ ID NO 18
<211> LENGTH: 697
<212> TYPE: PRT
<213> ORGANISM: Artificial Sequence
<220> FEATURE:
<223> OTHER INFORMATION: Description of artificial sequence; note =
        synthetic construct

```

```

<400> SEQUENCE: 18

```

```

Met Gly Arg Lys Gln Asn Lys Arg Gly Gly Asn Glu Gly Ser Ile Met
1          5          10          15

Trp Leu Ala Ser Leu Ala Val Val Ile Ala Cys Ala Gly Ala Met Lys
          20          25          30

Leu Ser Asn Phe Gln Gly Lys Leu Leu Met Thr Ile Asn Asn Thr Asp
          35          40          45

Ile Ala Asp Val Ile Val Ile Pro Thr Ser Lys Gly Glu Asn Arg Cys
          50          55          60

Trp Val Arg Ala Ile Asp Val Gly Tyr Met Cys Glu Asp Thr Ile Thr
          65          70          75          80

Tyr Glu Cys Pro Lys Leu Thr Met Gly Asn Asp Pro Glu Asp Val Asp
          85          90          95

Cys Trp Cys Asp Asn Gln Glu Val Tyr Val Gln Tyr Gly Arg Cys Thr
          100          105          110

Arg Thr Arg His Ser Lys Arg Ser Arg Arg Ser Val Ser Val Gln Thr
          115          120          125

His Gly Glu Ser Ser Leu Val Asn Lys Lys Glu Ala Trp Leu Asp Ser
          130          135          140

Thr Lys Ala Thr Arg Tyr Leu Met Lys Thr Glu Asn Trp Ile Ile Arg
          145          150          155          160

Asn Pro Gly Tyr Ala Phe Leu Ala Ala Val Leu Gly Trp Met Leu Gly
          165          170          175

Ser Asn Asn Gly Gln Arg Val Val Phe Thr Ile Leu Leu Leu Leu Val
          180          185          190

Ala Pro Ala Tyr Ser Phe Asn Cys Leu Gly Met Gly Asn Arg Asp Phe
          195          200          205

Ile Glu Gly Ala Ser Gly Ala Thr Trp Val Asp Leu Val Leu Glu Gly
          210          215          220

Asp Ser Cys Leu Thr Ile Met Ala Asn Asp Lys Pro Thr Leu Asp Val
          225          230          235          240

Arg Met Ile Asn Ile Glu Ala Ser Gln Leu Ala Glu Val Arg Ser Tyr
          245          250          255

Cys Tyr His Ala Ser Val Thr Asp Ile Ser Thr Val Ala Arg Cys Pro
          260          265          270

Thr Thr Gly Glu Ala His Asn Glu Lys Arg Ala Asp Ser Ser Tyr Val
          275          280          285

Cys Lys Gln Gly Phe Thr Asp Arg Gly Trp Gly Asn Gly Cys Gly Leu
          290          295          300

Phe Gly Lys Gly Ser Ile Asp Thr Cys Ala Lys Phe Ser Cys Thr Ser
          305          310          315          320

Lys Ala Ile Gly Arg Thr Ile Gln Pro Glu Asn Ile Lys Tyr Glu Val
          325          330          335

```



-continued

&lt;221&gt; NAME/KEY: CDS

&lt;222&gt; LOCATION: (910)..(2964)

&lt;400&gt; SEQUENCE: 19

```

gacggatcgg gagatctccc gatccctat ggtcgactct cagtacaatc tgctctgatg      60
ccgcatagtt aagccagtat ctgctccctg cttgtgtgtt ggaggtcgct gagtagtgcg      120
cgagcaaaat ttaagctaca acaaggcaag gcttgaccga caattgcatg aagaatctgc      180
ttagggttag gcgttttgcg ctgcttcgcg atgtacgggc cagatatacg cgttgacatt      240
gattattgac tagttattaa tagtaatcaa ttacggggtc attagttcat agcccatata      300
tggagttccg cgttacataa cttacggtaa atggcccgcc tggctgaccg cccaacgacc      360
cccgcccatc gacgcaata atgacgtatg ttcccatagt aacgccaata gggactttcc      420
attgacgtca atgggtggac tatttacggt aaactgccca cttggcagta catcaagtgt      480
atcatatgcc aagtacgccc cctattgacg tcaatgacgg taaatggccc gcctggcatt      540
atgccacgta catgacctta tgggactttc ctacttgga gtacatctac gtattagtca      600
tcgctattac catggtgatg cggttttggc agtacatcaa tgggcgtgga tagcggtttg      660
actcacgggg atttccaagt ctccacccca ttgacgtcaa tgggagtttg ttttggcacc      720
aaaatcaacg ggactttcca aaatgtcgta acaactccgc ccattgacg caaatggcg      780
gtaggcgtgt acggtgggag gtctatataa gcagagctct ctggctaact agagaacca      840
ctgcttactg gcttatcgaa attaatacga ctcactatag ggagacccaa gcttggtacc      900
gccgccgcc atg gcc aag agg tcc gcc gcc tca atc atg tgg ctc gcg agc      951
      Met Gly Lys Arg Ser Ala Gly Ser Ile Met Trp Leu Ala Ser
          1             5             10

ttg gca gtt gtc ata gct ggt aca agc gct acc acc atc cac cgg gac      999
Leu Ala Val Val Ile Ala Gly Thr Ser Ala Thr Thr Ile His Arg Asp
15             20             25             30

agg gaa gga tac atg gtt atg cgg gcc agt gga agg gac gct gca agc      1047
Arg Glu Gly Tyr Met Val Met Arg Ala Ser Gly Arg Asp Ala Ala Ser
35             40             45

cag gtc agg gta caa aac gga acg tgc gtc atc ctg gca aca gac atg      1095
Gln Val Arg Val Gln Asn Gly Thr Cys Val Ile Leu Ala Thr Asp Met
50             55             60

gga gag tgg tgt gaa gat tca atc acc tac tct tgc gtc acg att gac      1143
Gly Glu Trp Cys Glu Asp Ser Ile Thr Tyr Ser Cys Val Thr Ile Asp
65             70             75

cag gag gaa gaa ccc gtt gac gtg gac tgc ttc tgc cga ggt gtt gat      1191
Gln Glu Glu Glu Pro Val Asp Val Asp Cys Phe Cys Arg Gly Val Asp
80             85             90

agg gtt aag tta gag tat gga cgc tgt gga agg caa gct gga tct agg      1239
Arg Val Lys Leu Glu Tyr Gly Arg Cys Gly Arg Gln Ala Gly Ser Arg
95             100             105             110

ggg aaa agg tct gtg gtc att cca aca cat gca caa aaa gac atg gtc      1287
Gly Lys Arg Ser Val Val Ile Pro Thr His Ala Gln Lys Asp Met Val
115             120             125

ggg cga ggt cat gca tgg ctt aaa ggt gac aat att cga gat cat gtc      1335
Gly Arg Gly His Ala Trp Leu Lys Gly Asp Asn Ile Arg Asp His Val
130             135             140

acc cga gtc gag ggc tgg atg tgg aag aac aag ctt cta act gcc gcc      1383
Thr Arg Val Glu Gly Trp Met Trp Lys Asn Lys Leu Leu Thr Ala Ala
145             150             155

att gtg gcc ttg gct tgg ctc atg gtt gat agt tgg atg gcc aga gtg      1431
Ile Val Ala Leu Ala Trp Leu Met Val Asp Ser Trp Met Ala Arg Val
160             165             170

```



-continued

act gtc atc ctc ttg gcg ttg agt cta ggg cca gtg tac gcc acg agg	1479
Thr Val Ile Leu Leu Ala Leu Ser Leu Gly Pro Val Tyr Ala Thr Arg	
175 180 185 190	
tgc acg cat ctt gag aac aga gat ttt gtg aca gga act caa ggg acc	1527
Cys Thr His Leu Glu Asn Arg Asp Phe Val Thr Gly Thr Gln Gly Thr	
195 200 205	
acc aga gtg tcc cta gtt ttg gaa ctt gga ggc tgc gtg acc atc aca	1575
Thr Arg Val Ser Leu Val Leu Glu Leu Gly Gly Cys Val Thr Ile Thr	
210 215 220	
gct gag ggc aag cca tcc att gat gta tgg ctc gaa gac att ttt cag	1623
Ala Glu Gly Lys Pro Ser Ile Asp Val Trp Leu Glu Asp Ile Phe Gln	
225 230 235	
gaa agc ccg gct gaa acc aga gaa tac tgc ctg cac gcc aaa ttg acc	1671
Glu Ser Pro Ala Glu Thr Arg Glu Tyr Cys Leu His Ala Lys Leu Thr	
240 245 250	
aac aca aaa gtg gag gct cgc tgt cca acc act gga ccg gcg aca ctt	1719
Asn Thr Lys Val Glu Ala Arg Cys Pro Thr Thr Gly Pro Ala Thr Leu	
255 260 265 270	
ccg gag gag cat cag gct aat atg gtg tgc aag aga gac caa agc gac	1767
Pro Glu Glu His Gln Ala Asn Met Val Cys Lys Arg Asp Gln Ser Asp	
275 280 285	
cgt gga tgg gga aac cac tgc ggg ttt ttt ggg aag ggc agt ata gtg	1815
Arg Gly Trp Gly Asn His Cys Gly Phe Phe Gly Lys Gly Ser Ile Val	
290 295 300	
gct tgt gca aag ttt gaa tgc gag gaa gca aaa aaa gct gtg ggc cac	1863
Ala Cys Ala Lys Phe Glu Cys Glu Glu Ala Lys Lys Ala Val Gly His	
305 310 315	
gtc tat gac tcc aca aag atc acg tat gtt gtc aag gtt gag ccc cac	1911
Val Tyr Asp Ser Thr Lys Ile Thr Tyr Val Val Lys Val Glu Pro His	
320 325 330	
aca ggg gat tac ttg gct gca aat gag acc aat tca aac agg aaa tca	1959
Thr Gly Asp Tyr Leu Ala Ala Asn Glu Thr Asn Ser Asn Arg Lys Ser	
335 340 345 350	
gca cag ttt acg gtg gca tcc gag aaa gtg atc ctg cgg ctc ggc gac	2007
Ala Gln Phe Thr Val Ala Ser Glu Lys Val Ile Leu Arg Leu Gly Asp	
355 360 365	
tat gga gat gtg tcg ctg acg tgt aaa gtg gca agt ggg att gat gtc	2055
Tyr Gly Asp Val Ser Leu Thr Cys Lys Val Ala Ser Gly Ile Asp Val	
370 375 380	
gcc caa act gtg gtg atg tca ctc gac agc agc aag gac cac ctg cct	2103
Ala Gln Thr Val Val Met Ser Leu Asp Ser Ser Lys Asp His Leu Pro	
385 390 395	
tct gca tgg caa gtg cac cgt gac tgg ttt gag gac ttg gcg ctg ccc	2151
Ser Ala Trp Gln Val His Arg Asp Trp Phe Glu Asp Leu Ala Leu Pro	
400 405 410	
tgg aaa cac aag gac aac caa gat tgg aac agt gtg gag aaa ctt gtg	2199
Trp Lys His Lys Asp Asn Gln Asp Trp Asn Ser Val Glu Lys Leu Val	
415 420 425 430	
gaa ttt gga cca cca cat gct gtg aaa atg gat gtt ttc aat ctg ggg	2247
Glu Phe Gly Pro Pro His Ala Val Lys Met Asp Val Phe Asn Leu Gly	
435 440 445	
gac cag acg gct gtg ctg ctc aaa tca ctg gca gga gtt ccg ctg gcc	2295
Asp Gln Thr Ala Val Leu Leu Lys Ser Leu Ala Gly Val Pro Leu Ala	
450 455 460	
agt gtg gag ggc cag aaa tac cac ctg aaa agc ggc cat gtt act tgt	2343
Ser Val Glu Gly Gln Lys Tyr His Leu Lys Ser Gly His Val Thr Cys	
465 470 475	
gat gtg gga ctg gaa aag ctg aaa ctg aaa ggc aca acc tac tcc atg	2391
Asp Val Gly Leu Glu Lys Leu Lys Leu Lys Gly Thr Thr Tyr Ser Met	
480 485 490	

-continued

---

tgt gac aaa gca aag ttc aaa tgg aag aga gtt cct gtg gac agc ggc Cys Asp Lys Ala Lys Phe Lys Trp Lys Arg Val Pro Val Asp Ser Gly 495 500 505 510	2439
cat gac aca gta gtc atg gag gta tca tac aca gga agc gac aag cca His Asp Thr Val Val Met Glu Val Ser Tyr Thr Gly Ser Asp Lys Pro 515 520 525	2487
tgt cgg atc cgg gtg cgg gct gtg gca cat ggt gtc cca gcg gtt aat Cys Arg Ile Pro Val Arg Ala Val Ala His Gly Val Pro Ala Val Asn 530 535 540	2535
gta gcc atg ctc ata acc ccc aat cca acc att gaa aca aat ggt ggc Val Ala Met Leu Ile Thr Pro Asn Pro Thr Ile Glu Thr Asn Gly Gly 545 550 555	2583
gga ttc ata gaa atg cag ctg cca cca ggg gat aac atc atc tat gtg Gly Phe Ile Glu Met Gln Leu Pro Pro Gly Asp Asn Ile Ile Tyr Val 560 565 570	2631
gga gac ctt agc cag cag tgg ttt cag aaa ggc agt acc att ggt aga Gly Asp Leu Ser Gln Gln Trp Phe Gln Lys Gly Ser Thr Ile Gly Arg 575 580 585 590	2679
atg ttt gaa aaa acc cgc agg gga ttg gaa agg ctc tct gtg gtt gga Met Phe Glu Lys Thr Arg Arg Gly Leu Glu Arg Leu Ser Val Val Gly 595 600 605	2727
gaa cat gca tgg gac ttt ggc tca gta ggc ggg gta ctg tct tct gtg Glu His Ala Trp Asp Phe Gly Ser Val Gly Gly Val Leu Ser Ser Val 610 615 620	2775
ggg aag gca atc cac acg gtg ctg ggg gga gct ttc aac acc ctt ttt Gly Lys Ala Ile His Thr Val Leu Gly Gly Ala Phe Asn Thr Leu Phe 625 630 635	2823
ggg ggg gtt gga ttc atc cct aag atg ctg ctg ggg gtt gct ctg gtc Gly Gly Val Gly Phe Ile Pro Lys Met Leu Leu Gly Val Ala Leu Val 640 645 650	2871
tgg ttg gga cta aat gcc agg aat cca acg atg tcc atg acg ttt ctt Trp Leu Gly Leu Asn Ala Arg Asn Pro Thr Met Ser Met Thr Phe Leu 655 660 665 670	2919
gct gtg ggg gct ttg aca ctg atg atg aca atg gga gtt ggg gca Ala Val Gly Ala Leu Thr Leu Met Met Thr Met Gly Val Gly Ala 675 680 685	2964
tgagcgggcgc ctgcagcatg catctagagg gccctattct atagtgtcac ctaaatgcta	3024
gagctcgctg atcagcctcg actgtgcctt ctagtgtcca gccatctggt gtttgcctcct	3084
ccccgtgcc ttccctgacc ctggaagggt ccaactccac tgtcctttcc taataaaatg	3144
aggaaattgc atcgattgt ctgagtaggt gtcattctat tctggggggt ggggtggggc	3204
aggacagcaa gggggaggat tgggaagaca atagcaggca tgcgtgggat gcggtgggct	3264
ctatggcttc tgaggcggaa agaacagctg cattaatgaa tcggccaacg cgcggggaga	3324
ggcggtttgc gtattgggct ctcttcgct tctcgtctca ctgactcgct gcgctcggtc	3384
gttcggctgc ggcgagcgg atcagctcac tcaaaggcgg taatacgggt atccacagaa	3444
tcaggggata acgcaggaaa gaacatgtga gcaaaaggcc agcaaaaggc caggaaaccgt	3504
aaaaaggcgc cgttgctggc gtttttccat aggtccgcgc cccctgacga gcatcacaaa	3564
aatcgacgct caagtcagag gtggcgaaac ccgacaggac tataaagata ccaggcggtt	3624
ccccctggaa gctccctcgt gcgctctcct gttccgacct tgccgcttac cggataacct	3684
tccgctttc ttccctcggg aagcgtggcg cttttctaat gctcacgctg taggtatctc	3744
agttcgggtg aggtcgttcg ctccaagctg ggtgtgtgc acgaaccccc cgttcagccc	3804
gaccgctgcg ctttatccgg taactatcgt cttgagtcca acccggtgaa acacgactta	3864

-continued

---

```

tcgccactgg cagcagccac tggtaacagg attagcagag cgaggatgt aggcggtgct 3924
acagagttct tgaagtggcg gcctaactac ggctacacta gaaggacagt atttggatct 3984
tgcgctctgc tgaagccagt taccttcgga aaaagagttg gtagctcttg atccggcaaa 4044
caaaccaccg ctggtagcgg tggttttttt gtttgcaagc agcagattac gcgcagaaaa 4104
aaaggatctc aagaagatcc tttgatcttt tctacggggt ctgacgctca gtggaacgaa 4164
aactcacggt aagggatttt ggtcatgaga ttatcaaaaa ggatcttcac ctagatcctt 4224
ttaaattaaa aatgaagttt taaatcaatc taaagtatat atgagtaaac ttggtctgac 4284
agttaccaat gcttaatcag tgaggcacct atctcagcga tctgtctatt tegtcatcc 4344
atagttgcct gactccccgt cgtgtagata actacgatac gggagggcct accatctggc 4404
cccagtgtg caatgatacc gcgagaccca cgctcaccg ctccagattt atcagcaata 4464
aaccagccag ccggaagggc cgagcgcaga agtggtcctg caactttatc cgcctccatc 4524
cagtctatta attgttgccg ggaagctaga gtaagtagtt cgccagttaa tagtttgccg 4584
aacgttggtt ccattgctac aggcacgtg gtgtcacgct cgtcgtttgg tatggcttca 4644
ttcagctccg gttcccaacg atcaaggcga gttacatgat ccccatgtt gtgcaaaaaa 4704
gcggttagct ccttcgggcc tccgatcgtt gtcagaagta agttggccgc agtggtatca 4764
ctcatggtta tggcagcact gcataattct ctactgtca tggcatccgt aagatgcttt 4824
tctgtgactg gtgagtactc aaccaagtca ttctgagaat agtgtatgcg gcgaccgagt 4884
tgctcttgcc cggcgctcaat acgggataat accgcgccac atagcagaac tttaaaagt 4944
ctcatcattg gaaaacgttc ttccgggcga aaactetcaa ggatcttacc gctgttgaga 5004
tccagttcga tgtaaccac tcgtgcaccc aactgatctt cagcatcttt tactttcacc 5064
agcgtttctg ggtgagcaaa aacaggaagg caaatgccg caaaaaggg aataagggcg 5124
acacggaaat gttgaatact catactcttc ctttttcaat attattgaag catttatcag 5184
ggttattgtc tcattagcgg atacatatct gaattgtatt agaaaaataa acaaataggg 5244
gttcgcgcga catttcccg aaaagtgcc cctgacgtc 5283

```

```

<210> SEQ ID NO 20
<211> LENGTH: 685
<212> TYPE: PRT
<213> ORGANISM: Artificial Sequence
<220> FEATURE:
<223> OTHER INFORMATION: Description of artificial sequence; note =
        synthetic construct

```

```

<400> SEQUENCE: 20

```

```

Met Gly Lys Arg Ser Ala Gly Ser Ile Met Trp Leu Ala Ser Leu Ala
1             5             10             15

Val Val Ile Ala Gly Thr Ser Ala Thr Thr Ile His Arg Asp Arg Glu
20             25             30

Gly Tyr Met Val Met Arg Ala Ser Gly Arg Asp Ala Ala Ser Gln Val
35             40             45

Arg Val Gln Asn Gly Thr Cys Val Ile Leu Ala Thr Asp Met Gly Glu
50             55             60

Trp Cys Glu Asp Ser Ile Thr Tyr Ser Cys Val Thr Ile Asp Gln Glu
65             70             75             80

Glu Glu Pro Val Asp Val Asp Cys Phe Cys Arg Gly Val Asp Arg Val
85             90             95

Lys Leu Glu Tyr Gly Arg Cys Gly Arg Gln Ala Gly Ser Arg Gly Lys
100            105            110

```

Arg	Ser	Val	Val	Ile	Pro	Thr	His	Ala	Gln	Lys	Asp	Met	Val	Gly	Arg	
	115						120					125				
Gly	His	Ala	Trp	Leu	Lys	Gly	Asp	Asn	Ile	Arg	Asp	His	Val	Thr	Arg	
	130					135					140					
Val	Glu	Gly	Trp	Met	Trp	Lys	Asn	Lys	Leu	Leu	Thr	Ala	Ala	Ile	Val	
	145				150					155				160		
Ala	Leu	Ala	Trp	Leu	Met	Val	Asp	Ser	Trp	Met	Ala	Arg	Val	Thr	Val	
				165					170					175		
Ile	Leu	Leu	Ala	Leu	Ser	Leu	Gly	Pro	Val	Tyr	Ala	Thr	Arg	Cys	Thr	
			180					185					190			
His	Leu	Glu	Asn	Arg	Asp	Phe	Val	Thr	Gly	Thr	Gln	Gly	Thr	Thr	Arg	
	195					200						205				
Val	Ser	Leu	Val	Leu	Glu	Leu	Gly	Gly	Cys	Val	Thr	Ile	Thr	Ala	Glu	
	210					215					220					
Gly	Lys	Pro	Ser	Ile	Asp	Val	Trp	Leu	Glu	Asp	Ile	Phe	Gln	Glu	Ser	
	225				230					235				240		
Pro	Ala	Glu	Thr	Arg	Glu	Tyr	Cys	Leu	His	Ala	Lys	Leu	Thr	Asn	Thr	
				245					250					255		
Lys	Val	Glu	Ala	Arg	Cys	Pro	Thr	Thr	Gly	Pro	Ala	Thr	Leu	Pro	Glu	
			260					265					270			
Glu	His	Gln	Ala	Asn	Met	Val	Cys	Lys	Arg	Asp	Gln	Ser	Asp	Arg	Gly	
	275					280						285				
Trp	Gly	Asn	His	Cys	Gly	Phe	Phe	Gly	Lys	Gly	Ser	Ile	Val	Ala	Cys	
	290					295					300					
Ala	Lys	Phe	Glu	Cys	Glu	Glu	Ala	Lys	Lys	Ala	Val	Gly	His	Val	Tyr	
	305				310					315					320	
Asp	Ser	Thr	Lys	Ile	Thr	Tyr	Val	Val	Lys	Val	Glu	Pro	His	Thr	Gly	
				325					330					335		
Asp	Tyr	Leu	Ala	Ala	Asn	Glu	Thr	Asn	Ser	Asn	Arg	Lys	Ser	Ala	Gln	
		340					345					350				
Phe	Thr	Val	Ala	Ser	Glu	Lys	Val	Ile	Leu	Arg	Leu	Gly	Asp	Tyr	Gly	
	355					360					365					
Asp	Val	Ser	Leu	Thr	Cys	Lys	Val	Ala	Ser	Gly	Ile	Asp	Val	Ala	Gln	
	370					375					380					
Thr	Val	Val	Met	Ser	Leu	Asp	Ser	Ser	Lys	Asp	His	Leu	Pro	Ser	Ala	
	385				390					395				400		
Trp	Gln	Val	His	Arg	Asp	Trp	Phe	Glu	Asp	Leu	Ala	Leu	Pro	Trp	Lys	
			405						410					415		
His	Lys	Asp	Asn	Gln	Asp	Trp	Asn	Ser	Val	Glu	Lys	Leu	Val	Glu	Phe	
			420					425				430				
Gly	Pro	Pro	His	Ala	Val	Lys	Met	Asp	Val	Phe	Asn	Leu	Gly	Asp	Gln	
	435						440					445				
Thr	Ala	Val	Leu													

-continued

---

Ile	Pro	Val	Arg	Ala	Val	Ala	His	Gly	Val	Pro	Ala	Val	Asn	Val	Ala
530						535					540				
Met	Leu	Ile	Thr	Pro	Asn	Pro	Thr	Ile	Glu	Thr	Asn	Gly	Gly	Gly	Phe
545					550					555					560
Ile	Glu	Met	Gln	Leu	Pro	Pro	Gly	Asp	Asn	Ile	Ile	Tyr	Val	Gly	Asp
				565					570					575	
Leu	Ser	Gln	Gln	Trp	Phe	Gln	Lys	Gly	Ser	Thr	Ile	Gly	Arg	Met	Phe
				580					585					590	
Glu	Lys	Thr	Arg	Arg	Gly	Leu	Glu	Arg	Leu	Ser	Val	Val	Gly	Glu	His
				595				600					605		
Ala	Trp	Asp	Phe	Gly	Ser	Val	Gly	Gly	Val	Leu	Ser	Ser	Val	Gly	Lys
				610			615					620			
Ala	Ile	His	Thr	Val	Leu	Gly	Gly	Ala	Phe	Asn	Thr	Leu	Phe	Gly	Gly
625					630					635					640
Val	Gly	Phe	Ile	Pro	Lys	Met	Leu	Leu	Gly	Val	Ala	Leu	Val	Trp	Leu
					645				650						655
Gly	Leu	Asn	Ala	Arg	Asn	Pro	Thr	Met	Ser	Met	Thr	Phe	Leu	Ala	Val
				660					665					670	
Gly	Ala	Leu	Thr	Leu	Met	Met	Thr	Met	Gly	Val	Gly	Ala			
		675					680					685			

<210> SEQ ID NO 21  
 <211> LENGTH: 5304  
 <212> TYPE: DNA  
 <213> ORGANISM: Artificial Sequence  
 <220> FEATURE:  
 <223> OTHER INFORMATION: Description of artificial sequence; note =  
                                   synthetic construct  
 <220> FEATURE:  
 <221> NAME/KEY: CDS  
 <222> LOCATION: (910)..(2985)

<400> SEQUENCE: 21

gacggatcgg gagatctccc gatccccat ggctgactct cagtacaatc tgctctgatg	60
ccgcatagtt aagccagtat ctgtccctg cttgtgtgtt ggaggctgct gagtagtgcg	120
cgagcaaaat ttaagctaca acaaggcaag gcttgaccga caattgcatg aagaatctgc	180
ttagggttag gcgttttgcg ctgtctcgcg atgtacgggc cagatatacg cgttgacatt	240
gattattgac tagttattaa tagtaatcaa ttacggggtc attagtcat agcccatata	300
tggagtccg cgttacataa cttacggtaa atggcccgcc tggctgaccg cccaacgacc	360
cccgccatt gagctcaata atgacgtatg ttcccatagt aacgccaata gggactttcc	420
attgacgtca atgggtggac tatttacggt aaactgccc cttggcagta catcaagtgt	480
atcatatgcc aagtacgccc cctattgacg tcaatgacgg taaatggccc gcctggcatt	540
atgccagta catgacctta tgggactttc ctacttgga gtacatctac gtattagtca	600
tcgtatttac catggtgatg cgggtttggc agtacatcaa tgggcgtgga tagcggtttg	660
actcacgggg atttccaagt ctccaccca ttgacgtcaa tgggagtttg ttttggcacc	720
aaaatcaacg ggactttcca aaatgtcgta acaactccgc ccattgacg caaatgggcg	780
gtaggcgtgt acggtgggag gtctatataa gcagagctct ctggctaact agagaacca	840
ctgcttactg gcttatcgaa attaatacga ctactatag ggagacccaa gcttggtacc	900
gccgccgcc atg gcc aag agg tcc gcc gcc tca atc atg tgg ctc gcg agc	951
Met Gly Lys Arg Ser Ala Gly Ser Ile Met Trp Leu Ala Ser	
1                                  5                                  10	
ttg gca gtt gtc ata gct ggt aca agc gct ttg cag tta tca acc tat	999

-continued

Leu	Ala	Val	Val	Ile	Ala	Gly	Thr	Ser	Ala	Leu	Gln	Leu	Ser	Thr	Tyr	
15					20					25					30	
cag	ggg	aaa	gtg	tta	atg	tca	atc	aac	aag	act	gac	gct	caa	agc	gcc	1047
Gln	Gly	Lys	Val	Leu	Met	Ser	Ile	Asn	Lys	Thr	Asp	Ala	Gln	Ser	Ala	
			35						40					45		
ata	aac	att	cct	agt	gcc	aac	gga	gca	aac	act	tgc	att	gtg	agg	gct	1095
Ile	Asn	Ile	Pro	Ser	Ala	Asn	Gly	Ala	Asn	Thr	Cys	Ile	Val	Arg	Ala	
			50						55				60			
cta	gat	gtg	ggg	gtc	atg	tgc	aaa	gat	gac	atc	aca	tac	ctg	tgc	cca	1143
Leu	Asp	Val	Gly	Val	Met	Cys	Lys	Asp	Asp	Ile	Thr	Tyr	Leu	Cys	Pro	
			65				70					75				
gtg	ctt	tca	gcg	gga	aat	gat	ccc	gag	gac	att	gac	tgt	tggt	tgt	gac	1191
Val	Leu	Ser	Ala	Gly	Asn	Asp	Pro	Glu	Asp	Ile	Asp	Cys	Trp	Cys	Asp	
	80					85					90					
gtc	gaa	gag	gtg	tgg	gtg	cac	tac	ggc	aga	tgc	acg	cgc	atg	gga	cat	1239
Val	Glu	Glu	Val	Trp	Val	His	Tyr	Gly	Arg	Cys	Thr	Arg	Met	Gly	His	
	95				100					105					110	
tcg	agg	cgt	agc	cga	cgg	tca	atc	tct	gtg	cag	cat	cat	gga	gat	tcc	1287
Ser	Arg	Arg	Ser	Arg	Arg	Ser	Ile	Ser	Val	Gln	His	His	Gly	Asp	Ser	
				115					120					125		
aca	ctg	gca	aca	aag	aac	acg	cca	tgg	ttg	gac	acc	gtg	aaa	acc	acc	1335
Thr	Leu	Ala	Thr	Lys	Asn	Thr	Pro	Trp	Leu	Asp	Thr	Val	Lys	Thr	Thr	
			130					135					140			
aaa	tac	ttg	aca	aaa	gta	gaa	aac	tgg	gtt	ttg	cgc	aat	cct	gga	tat	1383
Lys	Tyr	Leu	Thr	Lys	Val	Glu	Asn	Trp	Val	Leu	Arg	Asn	Pro	Gly	Tyr	
		145					150					155				
gcc	cta	gtt	gcg	ctg	gcg	att	gga	tgg	atg	ctc	ggt	agc	aac	aac	aca	1431
Ala	Leu	Val	Ala	Leu	Ala	Ile	Gly	Trp	Met	Leu	Gly	Ser	Asn	Asn	Thr	
	160					165					170					
cag	aga	gtg	gtt	ttt	gtg	atc	atg	ctg	atg	ctg	att	gct	ccg	gca	tac	1479
Gln	Arg	Val	Val	Phe	Val	Ile	Met	Leu	Met	Leu	Ile	Ala	Pro	Ala	Tyr	
	175				180					185					190	
agc	ttc	aac	tgt	ctg	gga	aca	tca	aac	agg	gac	ttt	gtc	gag	gga	gcc	1527
Ser	Phe	Asn	Cys	Leu	Gly	Thr	Ser	Asn	Arg	Asp	Phe	Val	Glu	Gly	Ala	
			195						200					205		
agt	ggg	gca	aca	tgg	att	gac	ttg	gta	ctt	gaa	ggg	gga	agc	tgt	gtc	1575
Ser	Gly	Ala	Thr	Trp	Ile	Asp	Leu	Val	Leu	Glu	Gly	Gly	Ser	Cys	Val	
			210					215					220			
aca	gtg	atg	gca	cca	gag	aaa	cca	aca	ctg	gac	ttc	aaa	gtg	atg	aag	1623
Thr	Val	Met	Ala	Pro	Glu	Lys	Pro	Thr	Leu	Asp	Phe	Lys	Val	Met	Lys	
		225					230					235				
atg	gag	gct	acc	gag	tta	gcc	act	gtg	cgt	gag	tat	tgt	tac	gaa	gca	1671
Met	Glu	Ala	Thr	Glu	Leu	Ala	Thr	Val	Arg	Glu	Tyr	Cys	Tyr	Glu	Ala	
	240					245					250					
acc	ttg	gac	acg	ctg	tca	aca	gtg	gca	agg	tgc	ccc	aca	aca	gga	gaa	1719
Thr	Leu	Asp	Thr	Leu	Ser	Thr	Val	Ala	Arg	Cys	Pro	Thr	Thr	Gly	Glu	
	255				260					265					270	
gct	cac	aac	acc	aaa	agg	agt	gac	cca	aca	ttt	gtc	tgc	aaa	aga	gat	1767
Ala	His	Asn	Thr	Lys	Arg	Ser	Asp	Pro	Thr	Phe	Val	Cys	Lys	Arg	Asp	
			275						280					285		
gtt	gtg	gac	cgc	gga	tgg	ggg	aac	gga	tgt	ggg	ctg	ttt	gga	aaa	ggg	1815
Val	Val	Asp	Arg	Gly	Trp	Gly	Asn	Gly	Cys	Gly	Leu	Phe	Gly	Lys	Gly	
			290					295					300			
agc	att	gac	aca	tgc	gct	aag	ttc	aca	tgc	aaa	aac	aag	gca	aca	ggg	1863
Ser	Ile	Asp	Thr	Cys	Ala	Lys	Phe	Thr	Cys	Lys	Asn	Lys	Ala	Thr	Gly	
		305					310					315				
aag	acg	atc	ttg	aga	gaa	aac	atc	aag	tat	gag	gtt	gca	atc	ttt	gtg	1911
Lys	Thr	Ile	Leu	Arg	Glu	Asn	Ile	Lys	Tyr	Glu	Val	Ala	Ile	Phe	Val	
		320				325					330					

-continued

cat ggt tca acg gac tct acg tca cat ggc aat tac tct gag cag att His Gly Ser Thr Asp Ser Thr Ser His Gly Asn Tyr Ser Glu Gln Ile 335 340 345 350	1959
gga aaa aac caa gcg gct aga ttc acc ata agc ccg caa gca ccg tcc Gly Lys Asn Gln Ala Ala Arg Phe Thr Ile Ser Pro Gln Ala Pro Ser 355 360 365	2007
ttt acg gcc aac atg ggc gag tat gga aca gtt acc att gat tgt gaa Phe Thr Ala Asn Met Gly Glu Tyr Gly Thr Val Thr Ile Asp Cys Glu 370 375 380	2055
gca aga tca gga atc aac acg gag gat tat tat gtt ttc act gtc aag Ala Arg Ser Gly Ile Asn Thr Glu Asp Tyr Tyr Val Phe Thr Val Lys 385 390 395	2103
gag aag tca tgg cta gtg aac agg gac tgg ttt cac gac ttg aac ctt Glu Lys Ser Trp Leu Val Asn Arg Asp Trp Phe His Asp Leu Asn Leu 400 405 410	2151
cca tgg acg agc cct gcc aca act gat tgg cgc aac aga gaa aca ctg Pro Trp Thr Ser Pro Ala Thr Thr Asp Trp Arg Asn Arg Glu Thr Leu 415 420 425 430	2199
gtg gaa ttt gag gaa ccg cat gcc acc aag caa act gta gta gcc cta Val Glu Phe Glu Glu Pro His Ala Thr Lys Gln Thr Val Val Ala Leu 435 440 445	2247
gga tcg caa gaa ggt gcc ctg cac aca gca ttg gct gga gcc att cca Gly Ser Gln Glu Gly Ala Leu His Thr Ala Leu Ala Gly Ala Ile Pro 450 455 460	2295
gcc act gtt agc agc tca acc cta acc ttg caa tca ggg cat ttg aaa Ala Thr Val Ser Ser Ser Thr Leu Thr Leu Gln Ser Gly His Leu Lys 465 470 475	2343
tgc aga gct aag ctt gac aag gtc aaa atc aag gga acg aca tat ggc Cys Arg Ala Lys Leu Asp Lys Val Lys Ile Lys Gly Thr Thr Tyr Gly 480 485 490	2391
atg tgt gac tct gcc ttc acc ttc agc aag aac cca act gac aca ggg Met Cys Asp Ser Ala Phe Thr Phe Ser Lys Asn Pro Thr Asp Thr Gly 495 500 505 510	2439
cac ggg aca gtg att gtg gaa ctg cag tat act gga agc aac gga ccc His Gly Thr Val Ile Val Glu Leu Gln Tyr Thr Gly Ser Asn Gly Pro 515 520 525	2487
tgc cga gtt ccc atc tcc gtg act gca aac ctc atg gat ttg aca ccg Cys Arg Val Pro Ile Ser Val Thr Ala Asn Leu Met Asp Leu Thr Pro 530 535 540	2535
gtt gga aga ttg gtc acg gtc aat ccc ttt ata agc aca ggg gga gcg Val Gly Arg Leu Val Thr Val Asn Pro Phe Ile Ser Thr Gly Gly Ala 545 550 555	2583
aac aac aag gtc atg atc gaa gtt gaa cca ccc ttt ggc gat tct tac Asn Asn Lys Val Met Ile Glu Val Glu Pro Pro Phe Gly Asp Ser Tyr 560 565 570	2631
atc gtc gtc gga aga ggc acc acc cag att aac tac cac tgg cac aaa Ile Val Val Gly Arg Gly Thr Thr Gln Ile Asn Tyr His Trp His Lys 575 580 585 590	2679
gag gga agc agc att ggg aag gct ttg gcg acc aca tgg aaa gga gcc Glu Gly Ser Ser Ile Gly Lys Ala Leu Ala Thr Thr Trp Lys Gly Ala 595 600 605	2727
caa cgg cta gcc gtc tta ggg gac aca gcg tgg gac ttt gga tct att Gln Arg Leu Ala Val Leu Gly Asp Thr Ala Trp Asp Phe Gly Ser Ile 610 615 620	2775
gga gga gtt ttc aat tca att ggc aaa gct gtc cac caa gtt ttc gga Gly Gly Val Phe Asn Ser Ile Gly Lys Ala Val His Gln Val Phe Gly 625 630 635	2823
gga gcg ttc agg act ctg ttc ggg gga atg tcc tgg atc aca cag ggg Gly Ala Phe Arg Thr Leu Phe Gly Gly Met Ser Trp Ile Thr Gln Gly 640 645 650	2871

-continued

---

cta ctt gga gct ctt ctc ctg tgg atg ggg ttg cag gcc cgc gac agg Leu Leu Gly Ala Leu Leu Leu Trp Met Gly Leu Gln Ala Arg Asp Arg 655 660 665 670	2919
agc atc tcg ctg act cta ctg gct gtc gga ggg att ctc atc ttt ctg Ser Ile Ser Leu Thr Leu Leu Ala Val Gly Gly Ile Leu Ile Phe Leu 675 680 685	2967
gca acc agc gtg caa gcc tgagcggcgc ctcgagcatg catctagagg Ala Thr Ser Val Gln Ala 690	3015
gccctattct atagtgtcac ctaaatgcta gagctcgtg atcagcctcg actgtgcctt	3075
ctagttgccca gccatctgtt gtttgccct ccccggtgcc ttccttgacc ctggaagggtg	3135
ccactcccac tgtcctttcc taataaaatg aggaaattgc atcgattgt ctgagtaggt	3195
gtcattctat tctggggggt ggggtggggc aggacagcaa gggggaggat tgggaagaca	3255
atagcaggca tgcctgggat gcggtgggct ctatggcttc tgaggcggaa agaacagctg	3315
cattaatgaa tcggccaacg gcgggggaga ggcggtttgc gtattgggag ctcttccgct	3375
tcctcgctca ctgactcgt gcgctcggtc gttcggtgc ggcgagcgt atcagctcac	3435
tcaaaggcgg taatacgtt atccacagaa tcaggggata acgcaggaaa gaacatgtga	3495
gcaaaaggcc agcaaaaggc caggaaaccgt aaaaaggcgc cgttgctggc gtttttccat	3555
aggctccgcc cccctgacga gcatcacaaa aatcgacgct caagtcagag gtggcgaaac	3615
ccgacaggac tataaagata ccaggcgttt cccctggaa gctccctcgt gcgctctcct	3675
gttccgaccc tgcgcttac cggatacctg tccgccttcc tcccttcggg aagcgtggcg	3735
ctttctcaat gctcacgctg taggtatctc agttcggtgt aggtcggtcg ctccaagctg	3795
ggctgtgtgc acgaaccccc cgttcagccc gaccgctgc ccttatccgg taactatcgt	3855
cttgagtcca acccggttaag acacgactta tcgccactgg cagcagccac tggtaacagg	3915
attagcagag cgaggatatgt aggcggtgct acagagttct tgaagtgggt gcctaactac	3975
ggctacacta gaaggacagt atttggtatc tgcgctctgc tgaagccagt taccttcgga	4035
aaaagagttg gttagctctg atccggcaaa caaaccaccg ctggtagcgg tggttttttt	4095
gtttgcaagc agcagattac gcgcagaaaa aaaggatctc aagaagatcc tttgatcttt	4155
tctacggggt ctgacgctca gtggaacgaa aactcacgtt aagggatttt ggtcatgaga	4215
ttatcaaaaa ggatcttcac ctatgctcct ttaaattaaa aatgaagttt taaatcaatc	4275
taaagtatat atgagtaaac ttggtctgac agttaccaat gcttaatcag tgaggcacct	4335
atctcagcga tctgtctatt tcgttcaccc atagttgcct gactccccgt cgtgtagata	4395
actacgatac gggagggctt accatctggc cccagtgtg caatgatacc gcgagacca	4455
cgctcaccgg ctccagattt atcagcaata aaccagccag ccggaagggc cgagcgcaga	4515
agtgtgctcg caactttatc gcctccatc cagtctatta attgttgccg ggaagctaga	4575
gtaagtagtt cgccagttaa tagtttgccg aacgttggtg ccattgctac aggcacgtg	4635
gtgtcacgct cgtcgtttggt tatggcttca ttcagctccg gttcccaacg atcaaggcga	4695
gttacatgat ccccatggt gtgcaaaaa gcggttagct ccttcggtcc tccgatcgtt	4755
gtcagaagta agttggccgc agtggttatc ctcatgggtt tggcagcact gcataattct	4815
cttactgtca tgccatccgt aagatgcttt tctgtgactg gtgagtactc aaccaagtca	4875
ttctgagaat agtgtatgcg gcgaccgagt tgcctctgcc cggcgtcaat acgggataat	4935
accgcgccac atagcagaac tttaaaagt ctcattcattg gaaaacgttc ttcggggcga	4995



-continued

---

```

aaactctcaa ggatcttacc gctgttgaga tccagttcga tgtaaccacac tcgtgcaccc 5055
aactgatctt cagcatcttt tactttcacc agcgtttctg ggtgagcaaa aacaggaagg 5115
caaaatgccg caaaaaggg aataaggcg acacggaaat gttgaatact catactcttc 5175
ctttttcaat attattgaag catttatcag ggttattgtc tcatgagcgg atacatattt 5235
gaatgtattt agaaaaataa acaaataggg gttccgcgca catttccccg aaaagtgcc 5295
cctgacgtc 5304

```

```

<210> SEQ ID NO 22
<211> LENGTH: 692
<212> TYPE: PRT
<213> ORGANISM: Artificial Sequence
<220> FEATURE:
<223> OTHER INFORMATION: Description of artificial sequence; note =
        synthetic construct

```

```

<400> SEQUENCE: 22

```

```

Met Gly Lys Arg Ser Ala Gly Ser Ile Met Trp Leu Ala Ser Leu Ala
1           5           10           15
Val Val Ile Ala Gly Thr Ser Ala Leu Gln Leu Ser Thr Tyr Gln Gly
20           25           30
Lys Val Leu Met Ser Ile Asn Lys Thr Asp Ala Gln Ser Ala Ile Asn
35           40           45
Ile Pro Ser Ala Asn Gly Ala Asn Thr Cys Ile Val Arg Ala Leu Asp
50           55           60
Val Gly Val Met Cys Lys Asp Asp Ile Thr Tyr Leu Cys Pro Val Leu
65           70           75           80
Ser Ala Gly Asn Asp Pro Glu Asp Ile Asp Cys Trp Cys Asp Val Glu
85           90           95
Glu Val Trp Val His Tyr Gly Arg Cys Thr Arg Met Gly His Ser Arg
100          105          110
Arg Ser Arg Arg Ser Ile Ser Val Gln His His Gly Asp Ser Thr Leu
115          120          125
Ala Thr Lys Asn Thr Pro Trp Leu Asp Thr Val Lys Thr Thr Lys Tyr
130          135          140
Leu Thr Lys Val Glu Asn Trp Val Leu Arg Asn Pro Gly Tyr Ala Leu
145          150          155          160
Val Ala Leu Ala Ile Gly Trp Met Leu Gly Ser Asn Asn Thr Gln Arg
165          170          175
Val Val Phe Val Ile Met Leu Met Leu Ile Ala Pro Ala Tyr Ser Phe
180          185          190
Asn Cys Leu Gly Thr Ser Asn Arg Asp Phe Val Glu Gly Ala Ser Gly
195          200          205
Ala Thr Trp Ile Asp Leu Val Leu Glu Gly Gly Ser Cys Val Thr Val
210          215          220
Met Ala Pro Glu Lys Pro Thr Leu Asp Phe Lys Val Met Lys Met Glu
225          230          235          240
Ala Thr Glu Leu Ala Thr Val Arg Glu Tyr Cys Tyr Glu Ala Thr Leu
245          250          255
Asp Thr Leu Ser Thr Val Ala Arg Cys Pro Thr Thr Gly Glu Ala His
260          265          270
Asn Thr Lys Arg Ser Asp Pro Thr Phe Val Cys Lys Arg Asp Val Val
275          280          285
Asp Arg Gly Trp Gly Asn Gly Cys Gly Leu Phe Gly Lys Gly Ser Ile
290          295          300

```

-continued

---

```

Asp Thr Cys Ala Lys Phe Thr Cys Lys Asn Lys Ala Thr Gly Lys Thr
305                               310                               315                               320

Ile Leu Arg Glu Asn Ile Lys Tyr Glu Val Ala Ile Phe Val His Gly
                               325                               330                               335

Ser Thr Asp Ser Thr Ser His Gly Asn Tyr Ser Glu Gln Ile Gly Lys
                               340                               345                               350

Asn Gln Ala Ala Arg Phe Thr Ile Ser Pro Gln Ala Pro Ser Phe Thr
                               355                               360                               365

Ala Asn Met Gly Glu Tyr Gly Thr Val Thr Ile Asp Cys Glu Ala Arg
                               370                               375                               380

Ser Gly Ile Asn Thr Glu Asp Tyr Tyr Val Phe Thr Val Lys Glu Lys
385                               390                               395                               400

Ser Trp Leu Val Asn Arg Asp Trp Phe His Asp Leu Asn Leu Pro Trp
                               405                               410                               415

Thr Ser Pro Ala Thr Thr Asp Trp Arg Asn Arg Glu Thr Leu Val Glu
                               420                               425                               430

Phe Glu Glu Pro His Ala Thr Lys Gln Thr Val Val Ala Leu Gly Ser
                               435                               440                               445

Gln Glu Gly Ala Leu His Thr Ala Leu Ala Gly Ala Ile Pro Ala Thr
                               450                               455                               460

Val Ser Ser Ser Thr Leu Thr Leu Gln Ser Gly His Leu Lys Cys Arg
465                               470                               475                               480

Ala Lys Leu Asp Lys Val Lys Ile Lys Gly Thr Thr Tyr Gly Met Cys
                               485                               490                               495

Asp Ser Ala Phe Thr Phe Ser Lys Asn Pro Thr Asp Thr Gly His Gly
                               500                               505                               510

Thr Val Ile Val Glu Leu Gln Tyr Thr Gly Ser Asn Gly Pro Cys Arg
                               515                               520                               525

Val Pro Ile Ser Val Thr Ala Asn Leu Met Asp Leu Thr Pro Val Gly
                               530                               535                               540

Arg Leu Val Thr Val Asn Pro Phe Ile Ser Thr Gly Gly Ala Asn Asn
545                               550                               555                               560

Lys Val Met Ile Glu Val Glu Pro Pro Phe Gly Asp Ser Tyr Ile Val
                               565                               570                               575

Val Gly Arg Gly Thr Thr Gln Ile Asn Tyr His Trp His Lys Glu Gly
                               580                               585                               590

Ser Ser Ile Gly Lys Ala Leu Ala Thr Thr Trp Lys Gly Ala Gln Arg
                               595                               600                               605

Leu Ala Val Leu Gly Asp Thr Ala Trp Asp Phe Gly Ser Ile Gly Gly
610                               615                               620

Val Phe Asn Ser Ile Gly Lys Ala Val His Gln Val Phe Gly Gly Ala
625                               630                               635                               640

Phe Arg Thr Leu Phe Gly Gly Met Ser Trp Ile Thr Gln Gly Leu Leu
                               645                               650                               655

Gly Ala Leu Leu Leu Trp Met Gly Leu Gln Ala Arg Asp Arg Ser Ile
                               660                               665                               670

Ser Leu Thr Leu Leu Ala Val Gly Gly Ile Leu Ile Phe Leu Ala Thr
                               675                               680                               685

Ser Val Gln Ala
690

```

&lt;210&gt; SEQ ID NO 23

&lt;211&gt; LENGTH: 5271

-continued

---

```

<212> TYPE: DNA
<213> ORGANISM: Artificial Sequence
<220> FEATURE:
<223> OTHER INFORMATION: Description of artificial sequence; note =
        synthetic construct
<220> FEATURE:
<221> NAME/KEY: CDS
<222> LOCATION: (910)..(2952)

<400> SEQUENCE: 23

gacggatcgg gagatctccc gatccctat ggtcgactct cagtacaatc tgctctgatg      60
ccgcatagtt aagccagtat ctgtccctg cttgtgtgtt ggaggtcgct gagtagtgcg      120
cgagcaaaat ttaagctaca acaaggcaag gcttgaccga caattgcatg aagaatctgc      180
ttagggttag gcgttttgcg ctgcttcgcg atgtacgggc cagatatatg cgttgacatt      240
gattattgac tagttattaa tagtaatcaa ttacggggtc attagttcat agcccatata      300
tggagttccg cgttacataa cttacggtaa atggcccgcg tggctgaccg cccaacgacc      360
ccgcccatt gagctcaata atgacgtatg ttcccatagt aacgccaata gggactttcc      420
attgacgtca atgggtggac tatttacggt aaactgccca cttggcagta catcaagtgt      480
atcatatgcc aagtacgccc cctattgacg tcaatgacgg taaatggccc gcctggcatt      540
atgcccagta catgacctta tgggactttc ctacttgga gtacatctac gtattagtca      600
tcgtatttac catggtgatg cggttttggc agtacatcaa tggcgtgga tagcggtttg      660
actcacgggg atttccaagt ctccacccca ttgacgtcaa tgggagtttg ttttggcacc      720
aaaatcaacg ggactttcca aaatgtcgta acaactccgc ccattgacg caaatgggcg      780
gtaggcgtgt acgggtgggag gtctatataa gcagagctct ctggctaact agagaacca      840
ctgcttactg gcttatcgaa attaatacga ctactatag ggagacccaa gcttggtaac      900
gccgccgcc atg ggc aag agg tcc gcc ggc tca atc atg tgg ctc gcg agc      951
      Met Gly Lys Arg Ser Met Ala Gly Ser Ile Met Trp Leu Ala Ser
      1             5             10

ttg gca gtt gtc ata gct ggt aca agc gct gtg acc ttg gtg cgg aaa      999
Leu Ala Val Val Ile Ala Gly Thr Ser Ala Val Thr Leu Val Arg Lys
15             20             25             30

aac aga tgg ttg ctc cta aat gtg aca tct gag gac ctc ggg aaa aca      1047
Asn Arg Trp Leu Leu Leu Asn Val Thr Ser Glu Asp Leu Gly Lys Thr
35             40             45

ttc tct gtg ggc aca ggc aac tgc aca aca aac att ttg gaa gcc aag      1095
Phe Ser Val Gly Thr Gly Asn Cys Thr Thr Asn Ile Leu Glu Ala Lys
50             55             60

tac tgg tgc cca gac tca atg gaa tac aac tgt ccc aat ctc agt cca      1143
Tyr Trp Cys Pro Asp Ser Met Glu Tyr Asn Cys Pro Asn Leu Ser Pro
65             70             75

aga gag gag cca gat gac att gat tgc tgg tgc tat ggg gtg gaa aac      1191
Arg Glu Glu Pro Asp Asp Ile Asp Cys Trp Cys Tyr Gly Val Glu Asn
80             85             90

gtt aga gtc gca tat ggt aag tgt gac tca gca ggc agg tct agg agg      1239
Val Arg Val Ala Tyr Gly Lys Cys Asp Ser Ala Gly Arg Ser Arg Arg
95             100             105             110

tca aga agg gcc att gac ttg cct acg cat gaa aac cat ggt ttg aag      1287
Ser Arg Arg Ala Ile Asp Leu Pro Thr His Glu Asn His Gly Leu Lys
115             120             125

acc cgg caa gaa aaa tgg atg act gga aga atg ggt gaa agg caa ctc      1335
Thr Arg Gln Glu Lys Trp Met Thr Gly Arg Met Gly Glu Arg Gln Leu
130             135             140

caa aag att gag aga tgg ttc gtg agg aac ccc ttt ttt gca gtg acg      1383
Gln Lys Ile Glu Arg Trp Phe Val Arg Asn Pro Phe Phe Ala Val Thr

```

-continued

145	150	155	
gct ctg acc att gcc tac ctt gtg gga agc aac atg acg caa cga gtc Ala Leu Thr Ile Ala Tyr Leu Val Gly Ser Asn Met Thr Gln Arg Val 160 165 170			1431
gtg att gcc cta ctg gtc ttg gct gtt ggt ccg gcc tac tca gct cac Val Ile Ala Leu Leu Val Leu Ala Val Gly Pro Ala Tyr Ser Ala His 175 180 185 190			1479
tgc att gga att act gac agg gat ttc att gag ggg gtg cat gga gga Cys Ile Gly Ile Thr Asp Arg Asp Phe Ile Glu Gly Val His Gly Gly 195 200 205			1527
act tgg gtt tca gct acc ctg gag caa gac aag tgt gtc act gtt atg Thr Trp Val Ser Ala Thr Leu Glu Gln Asp Lys Cys Val Thr Val Met 210 215 220			1575
gcc cct gac aag cct tca ttg gac atc tca cta gag aca gta gcc att Ala Pro Asp Lys Pro Ser Leu Asp Ile Ser Leu Glu Thr Val Ala Ile 225 230 235			1623
gat aga cct gct gag gtg agg aaa gtg tgt tac aat gca gtt ctc act Asp Arg Pro Ala Glu Val Arg Lys Val Cys Tyr Asn Ala Val Leu Thr 240 245 250			1671
cat gtg aag att aat gac aag tgc ccc agc act gga gag gcc cac cta His Val Lys Ile Asn Asp Lys Cys Pro Ser Thr Gly Glu Ala His Leu 255 260 265 270			1719
gct gaa gag aac gaa ggg gac aat gcg tgc aag cgc act tat tct gat Ala Glu Glu Asn Glu Gly Asp Asn Ala Cys Lys Arg Thr Tyr Ser Asp 275 280 285			1767
aga ggc tgg ggc aat ggc tgt ggc cta ttt ggg aaa ggg agc att gtg Arg Gly Trp Gly Asn Gly Cys Gly Leu Phe Gly Lys Gly Ser Ile Val 290 295 300			1815
gca tgc gcc aaa ttc act tgt gcc aaa tcc atg agt ttg ttt gag gtt Ala Cys Ala Lys Phe Thr Cys Ala Lys Ser Met Ser Leu Phe Glu Val 305 310 315			1863
gat cag acc aaa att cag tat gtc atc aga gca caa ttg cat gta ggg Asp Gln Thr Lys Ile Gln Tyr Val Ile Arg Ala Gln Leu His Val Gly 320 325 330			1911
gcc aag cag gaa aat tgg act acc gac att aag act ctc aag ttt gat Ala Lys Gln Glu Asn Trp Thr Thr Asp Ile Lys Thr Leu Lys Phe Asp 335 340 345 350			1959
gcc ctg tca ggc tcc cag gaa gtc gag ttc att ggg tat gga aaa gct Ala Leu Ser Gly Ser Gln Glu Val Glu Phe Ile Gly Tyr Gly Lys Ala 355 360 365			2007
aca ctg gaa tgc cag gtg caa act gcg gtg gac ttt ggt aac agt tac Thr Leu Glu Cys Gln Val Gln Thr Ala Val Asp Phe Gly Asn Ser Tyr 370 375 380			2055
atc gct gag atg gaa aca gag agc tgg ata gtg gac aga cag tgg gcc Ile Ala Glu Met Glu Thr Glu Ser Trp Ile Val Asp Arg Gln Trp Ala 385 390 395			2103
cag gac ttg acc ctg cca tgg cag agt gga agt ggc ggg gtg tgg aga Gln Asp Leu Thr Leu Pro Trp Gln Ser Gly Ser Gly Gly Val Trp Arg 400 405 410			2151
gag atg cat cat ctt gtc gaa ttt gaa cct ccg cat gcc gcc act atc Glu Met His His Leu Val Glu Phe Glu Pro Pro His Ala Ala Thr Ile 415 420 425 430			2199
aga gta ctg gcc ctg gga aac cag gaa ggc tcc ttg aaa aca gct ctt Arg Val Leu Ala Leu Gly Asn Gln Glu Gly Ser Leu Lys Thr Ala Leu 435 440 445			2247
act ggc gca atg agg gtt aca aag gac aca aat gac aac aac ctt tac Thr Gly Ala Met Arg Val Thr Lys Asp Thr Asn Asp Asn Asn Leu Tyr 450 455 460			2295
aaa cta cat ggt gga cat gtt tct tgc aga gtg aaa ttg tca gct ttg			2343

Lys 465	Leu	His	Gly	Gly	His	Val	Ser	Cys	Arg	Val	Lys	Leu	Ser	Ala	Leu	
aca	ctc	aag	ggg	aca	tcc	tac	aaa	ata	tgc	act	gac	aaa	atg	ttt	ttt	2391
Thr	Leu	Lys	Gly	Thr	Ser	Tyr	Lys	Ile	Cys	Thr	Asp	Lys	Met	Phe	Phe	
480						485					490					
gtc	aag	aac	cca	act	gac	act	ggc	cat	ggc	act	gtt	gtg	atg	cag	gtg	2439
Val	Lys	Asn	Pro	Thr	Asp	Thr	Gly	His	Gly	Thr	Val	Val	Met	Gln	Val	
495					500					505					510	
aaa	gtg	tca	aaa	gga	gcc	ccc	tgc	agg	att	cca	gtg	ata	gta	gct	gat	2487
Lys	Val	Ser	Lys	Gly	Ala	Pro	Cys	Arg	Ile	Pro	Val	Ile	Val	Ala	Asp	
				515					520						525	
gat	ctt	aca	gcg	gca	atc	aat	aaa	ggc	att	ttg	gtt	aca	gtt	aac	ccc	2535
Asp	Leu	Thr	Ala	Ala	Ile	Asn	Lys	Gly	Ile	Leu	Val	Thr	Val	Asn	Pro	
				530					535						540	
atc	gcc	tca	acc	aat	gat	gat	gaa	gtg	ctg	att	gag	gtg	aac	cca	cct	2583
Ile	Ala	Ser	Thr	Asn	Asp	Asp	Glu	Val	Leu	Ile	Glu	Val	Asn	Pro	Pro	
				545					550						555	
ttt	gga	gac	agc	tac	att	atc	gtt	ggg	aga	gga	gat	tca	cgt	ctc	act	2631
Phe	Gly	Asp	Ser	Tyr	Ile	Ile	Val	Gly	Arg	Gly	Asp	Ser	Arg	Leu	Thr	
						565									570	
tac	cag	tgg	cac	aaa	gag	gga	agc	tca	ata	gga	aag	ttg	ttc	act	cag	2679
Tyr	Gln	Trp	His	Lys	Glu	Gly	Ser	Ser	Ile	Gly	Lys	Leu	Phe	Thr	Gln	
575						580									590	
acc	atg	aaa	ggc	gtg	gaa	cgc	ctg	gcc	gtc	atg	gga	gac	acc	gcc	tgg	2727
Thr	Met	Lys	Gly	Val	Glu	Arg	Leu	Ala	Val	Met	Gly	Asp	Thr	Ala	Trp	
				595						600					605	
gat	ttc	agc	tcc	gct	gga	ggg	ttc	ttc	act	tcg	gtt	ggg	aaa	gga	att	2775
Asp	Phe	Ser	Ser	Ala	Gly	Gly	Phe	Phe	Thr	Ser	Val	Gly	Lys	Gly	Ile	
				610					615						620	
cat	acg	gtg	ttt	ggc	tct	gcc	ttt	cag	ggg	cta	ttt	ggc	ggc	ttg	aac	2823
His	Thr	Val	Phe	Gly	Ser	Ala	Phe	Gln	Gly	Leu	Phe	Gly	Gly	Leu	Asn	
				625					630						635	
tgg	ata	aca	aag	gtc	atc	atg	ggg	gcg	gta	ctt	ata	tgg	gtt	ggc	atc	2871
Trp	Ile	Thr	Lys	Val	Ile	Met	Gly	Ala	Val	Leu	Ile	Trp	Val	Gly	Ile	
						645									650	
aac	aca	aga	aac	atg	aca	atg	tcc	atg	agc	atg	atc	ttg	gta	gga	gtg	2919
Asn	Thr	Arg	Asn	Met	Thr	Met	Ser	Met	Ser	Met	Ile	Leu	Val	Gly	Val	
655						660									670	
atc	atg	atg	ttt	ttg	tct	cta	gga	gtt	ggg	gcg	tgagcggccg	ctcgagcatg				2972
Ile	Met	Met	Phe	Leu	Ser	Leu	Gly	Val	Gly	Ala						
						675				680						

-continued

```

aagcgtggcg ctttctcaat gctcacgctg taggtatctc agttcgggtg aggtcgttcg 3752
ctccaagctg ggctgtgtgc acgaaccccc cgttcagccc gaccgctgcg ccttatccgg 3812
taactatcgt cttgagtcca acccggttaag acacgactta tcgccactgg cagcagccac 3872
tggtaacagg attagcagag cgaggtatgt aggcgggtgct acagagttct tgaagtgggtg 3932
gcctaactac ggctacacta gaaggacagt atttggtatc tgcgctctgc tgaagccagt 3992
taccttcgga aaaagagttg gtagctcttg atccggcaaa caaaccaccg ctggtagcgg 4052
tggttttttt gtttgcaagc agcagattac gcgcagaaaa aaaggatctc aagaagatcc 4112
tttgatcttt tctacggggt ctgacgctca gtggaacgaa aactcacgtt aagggtttt 4172
ggctcatgaga ttatcaaaaa ggatcttcac ctagatcctt ttaaattaaa aatgaagttt 4232
taaatcaatc taaagtatat atgagtaaac ttggtctgac agttaccaat gcttaatcag 4292
tgaggcacct atctcagcga tctgtctatt tcgttcatcc atagttgcct gactccccgt 4352
cgtgtagata actacgatac gggagggcct accatctggc ccagtgctg caatgatacc 4412
gcgagaccca cgctcaccgg ctccagattt atcagcaata aaccagccag ccggaagggc 4472
cgagcgcaga agtggctctg caactttatc cgctccatc cagtctatta attgttgccg 4532
ggaagctaga gtaagtagtt cgccagttaa tagtttgccg aacgttggtg ccattgctac 4592
aggcatcgtg gtgtcacgct cgctggttgg tatggcttca ttcagctccg gttcccaacg 4652
atcaaggcga gttacatgat ccccatggtt gtgcaaaaaa gcggttagct ccttcgggtcc 4712
tccgatcgtt gtcagaagta agttggccgc agtggtatca ctcatggtta tggcagcact 4772
gcataattct cttactgtca tgccatccgt aagatgcttt tctgtgactg gtgagtactc 4832
aaccaagtca ttctgagaat agtgtatgcg gcgaccgagt tgctcttgcc cggcgtcaat 4892
acgggataat accgcgccac atagcagaac tttaaaagtg ctcatcattg gaaaacgttc 4952
ttcggggcga aaactctcaa ggatcttacc gctgttgaga tccagttcga tgtaaccac 5012
tcgtgcaccc aactgatctt cagcatcttt tactttcacc agcgtttctg ggtgagcaaa 5072
aacaggaagg caaaatgccg caaaaaaggg aataagggcg acacggaaat gttgaatact 5132
catactcttc ctttttcaat attattgaag catttatcag ggttattgtc tcatgagcgg 5192
atacatattt gaatgtattt agaaaaataa acaaataggg gttccgcgca catttccccg 5252
aaaagtgcc cctgacgtc 5271

```

&lt;210&gt; SEQ ID NO 24

&lt;211&gt; LENGTH: 681

&lt;212&gt; TYPE: PRT

&lt;213&gt; ORGANISM: Artificial Sequence

&lt;220&gt; FEATURE:

&lt;223&gt; OTHER INFORMATION: Description of artificial sequence; note = synthetic construct

&lt;400&gt; SEQUENCE: 24

```

Met Gly Lys Arg Ser Ala Gly Ser Ile Met Trp Leu Ala Ser Leu Ala
1           5           10          15
Val Val Ile Ala Gly Thr Ser Ala Val Thr Leu Val Arg Lys Asn Arg
20          25          30
Trp Leu Leu Leu Asn Val Thr Ser Glu Asp Leu Gly Lys Thr Phe Ser
35          40          45
Val Gly Thr Gly Asn Cys Thr Thr Asn Ile Leu Glu Ala Lys Tyr Trp
50          55          60
Cys Pro Asp Ser Met Glu Tyr Asn Cys Pro Asn Leu Ser Pro Arg Glu
65          70          75          80

```

-continued

---

Glu	Pro	Asp	Asp	Ile	Asp	Cys	Trp	Cys	Tyr	Gly	Val	Glu	Asn	Val	Arg	
				85					90				95			
Val	Ala	Tyr	Gly	Lys	Cys	Asp	Ser	Ala	Gly	Arg	Ser	Arg	Arg	Ser	Arg	
			100					105					110			
Arg	Ala	Ile	Asp	Leu	Pro	Thr	His	Glu	Asn	His	Gly	Leu	Lys	Thr	Arg	
		115					120					125				
Gln	Glu	Lys	Trp	Met	Thr	Gly	Arg	Met	Gly	Glu	Arg	Gln	Leu	Gln	Lys	
		130					135					140				
Ile	Glu	Arg	Trp	Phe	Val	Arg	Asn	Pro	Phe	Phe	Ala	Val	Thr	Ala	Leu	
145					150					155					160	
Thr	Ile	Ala	Tyr	Leu	Val	Gly	Ser	Asn	Met	Thr	Gln	Arg	Val	Val	Ile	
			165						170						175	
Ala	Leu	Leu	Val	Leu	Ala	Val	Gly	Pro	Ala	Tyr	Ser	Ala	His	Cys	Ile	
			180					185					190			
Gly	Ile	Thr	Asp	Arg	Asp	Phe	Ile	Glu	Gly	Val	His	Gly	Gly	Thr	Trp	
		195					200					205				
Val	Ser	Ala	Thr	Leu	Glu	Gln	Asp	Lys	Cys	Val	Thr	Val	Met	Ala	Pro	
	210					215					220					
Asp	Lys	Pro	Ser	Leu	Asp	Ile	Ser	Leu	Glu	Thr	Val	Ala	Ile	Asp	Arg	
225				230					235					240		
Pro	Ala	Glu	Val	Arg	Lys	Val	Cys	Tyr	Asn	Ala	Val	Leu	Thr	His	Val	
			245					250						255		
Lys	Ile	Asn	Asp	Lys	Cys	Pro	Ser	Thr	Gly	Glu	Ala	His	Leu	Ala	Glu	
		260					265					270				
Glu	Asn	Glu	Gly	Asp	Asn	Ala	Cys	Lys	Arg	Thr	Tyr	Ser	Asp	Arg	Gly	
	275					280						285				
Trp	Gly	Asn	Gly	Cys	Gly	Leu	Phe	Gly	Lys	Gly	Ser	Ile	Val	Ala	Cys	
	290					295					300					
Ala	Lys	Phe	Thr	Cys	Ala	Lys	Ser	Met	Ser	Leu	Phe	Glu	Val	Asp	Gln	
305				310						315					320	
Thr	Lys	Ile	Gln	Tyr	Val	Ile	Arg	Ala	Gln	Leu	His	Val	Gly	Ala	Lys	
			325						330					335		
Gln	Glu	Asn	Trp	Thr	Thr	Asp	Ile	Lys	Thr	Leu	Lys	Phe	Asp	Ala	Leu	
		340						345					350			
Ser	Gly	Ser	Gln	Glu	Val	Glu	Phe	Ile	Gly	Tyr	Gly	Lys	Ala	Thr	Leu	
	355						360					365				
Glu	Cys	Gln	Val	Gln	Thr	Ala	Val	Asp	Phe	Gly	Asn	Ser	Tyr	Ile	Ala	
	370					375					380					
Glu	Met	Glu	Thr	Glu	Ser	Trp	Ile	Val	Asp	Arg	Gln	Trp	Ala	Gln	Asp	
385				390						395					400	
Leu	Thr	Leu	Pro	Trp	Gln	Ser	Gly	Ser	Gly	Gly	Val	Trp	Arg	Glu	Met	
			405					410						415		
His	His	Leu	Val	Glu	Phe	Glu	Pro	Pro	His	Ala	Ala	Thr	Ile	Arg	Val	
		420					425						430			
Leu	Ala	Leu	Gly	Asn	Gln	Glu	Gly	Ser	Leu	Lys	Thr	Ala	Leu	Thr	Gly	
	435					440						445				
Ala	Met	Arg	Val	Thr	Lys	Asp	Thr	Asn	Asp	Asn	Asn	Leu	Tyr	Lys	Leu	
	450					455					460					
His	Gly	Gly	His	Val	Ser	Cys	Arg	Val	Lys	Leu	Ser	Ala	Leu	Thr	Leu	
465				470						475					480	
Lys	Gly	Thr	Ser	Tyr	Lys	Ile	Cys	Thr	Asp	Lys	Met	Phe	Phe	Val	Lys	
			485					490						495		

-continued

---

Asn	Pro	Thr	Asp	Thr	Gly	His	Gly	Thr	Val	Val	Met	Gln	Val	Lys	Val
			500					505						510	
Ser	Lys	Gly	Ala	Pro	Cys	Arg	Ile	Pro	Val	Ile	Val	Ala	Asp	Asp	Leu
		515					520					525			
Thr	Ala	Ala	Ile	Asn	Lys	Gly	Ile	Leu	Val	Thr	Val	Asn	Pro	Ile	Ala
		530				535						540			
Ser	Thr	Asn	Asp	Asp	Glu	Val	Leu	Ile	Glu	Val	Asn	Pro	Pro	Phe	Gly
545					550					555					560
Asp	Ser	Tyr	Ile	Ile	Val	Gly	Arg	Gly	Asp	Ser	Arg	Leu	Thr	Tyr	Gln
				565					570					575	
Trp	His	Lys	Glu	Gly	Ser	Ser	Ile	Gly	Lys	Leu	Phe	Thr	Gln	Thr	Met
			580					585					590		
Lys	Gly	Val	Glu	Arg	Leu	Ala	Val	Met	Gly	Asp	Thr	Ala	Trp	Asp	Phe
		595					600					605			
Ser	Ser	Ala	Gly	Gly	Phe	Phe	Thr	Ser	Val	Gly	Lys	Gly	Ile	His	Thr
	610					615					620				
Val	Phe	Gly	Ser	Ala	Phe	Gln	Gly	Leu	Phe	Gly	Gly	Leu	Asn	Trp	Ile
625				630					635						640
Thr	Lys	Val	Ile	Met	Gly	Ala	Val	Leu	Ile	Trp	Val	Gly	Ile	Asn	Thr
				645				650						655	
Arg	Asn	Met	Thr	Met	Ser	Met	Ser	Met	Ile	Leu	Val	Gly	Val	Ile	Met
			660					665					670		
Met	Phe	Leu	Ser	Leu	Gly	Val	Gly	Ala							
		675					680								

<210> SEQ ID NO 25  
 <211> LENGTH: 35  
 <212> TYPE: DNA  
 <213> ORGANISM: Artificial Sequence  
 <220> FEATURE:  
 <223> OTHER INFORMATION: Description of artificial sequence; note =  
       synthetic construct  
 <220> FEATURE:  
 <221> NAME/KEY: misc\_feature  
 <222> LOCATION: (1)..(35)  
 <223> OTHER INFORMATION: POW 454

<400> SEQUENCE: 25

aaaagaaaaa gcgctaccac catccaccgg gacag

35

<210> SEQ ID NO 26  
 <211> LENGTH: 41  
 <212> TYPE: DNA  
 <213> ORGANISM: Artificial Sequence  
 <220> FEATURE:  
 <223> OTHER INFORMATION: Description of artificial sequence; note =  
       synthetic construct  
 <220> FEATURE:  
 <221> NAME/KEY: misc\_feature  
 <222> LOCATION: (1)..(41)  
 <223> OTHER INFORMATION: CPOW 2417

<400> SEQUENCE: 26

actgttacc tcaaccccg actcgccggc gaaaaagaaa a

41

<210> SEQ ID NO 27  
 <211> LENGTH: 24  
 <212> TYPE: PRT  
 <213> ORGANISM: Artificial Sequence  
 <220> FEATURE:  
 <223> OTHER INFORMATION: Description of artificial sequence; note =  
       synthetic construct  
 <220> FEATURE:



-continued

---

<221> NAME/KEY: misc\_feature  
<223> OTHER INFORMATION: Modified JE Signal

<400> SEQUENCE: 27

Met Gly Lys Arg Ser Ala Gly Ser Ile Met Trp Leu Ala Ser Leu Ala  
1                    5                    10                    15

Val Val Ile Ala Gly Thr Ser Ala  
                  20

<210> SEQ ID NO 28  
<211> LENGTH: 36  
<212> TYPE: DNA  
<213> ORGANISM: Artificial Sequence  
<220> FEATURE:  
<223> OTHER INFORMATION: Description of artificial sequence; note =  
          synthetic construct  
<220> FEATURE:  
<221> NAME/KEY: misc\_feature  
<222> LOCATION: (1)..(36)  
<223> OTHER INFORMATION: YF 482

<400> SEQUENCE: 28

aaaagaaaaa gcgctgtgac cttggtgcgg aaaaac                    36

<210> SEQ ID NO 29  
<211> LENGTH: 41  
<212> TYPE: DNA  
<213> ORGANISM: Artificial Sequence  
<220> FEATURE:  
<223> OTHER INFORMATION: Description of artificial sequence; note =  
          synthetic construct  
<220> FEATURE:  
<221> NAME/KEY: misc\_feature  
<222> LOCATION: (1)..(41)  
<223> OTHER INFORMATION: CYF 2433

<400> SEQUENCE: 29

acagagatcc tcaaccccgcc actcgccggc gaaaaagaaa a                    41

<210> SEQ ID NO 30  
<211> LENGTH: 41  
<212> TYPE: DNA  
<213> ORGANISM: Artificial Sequence  
<220> FEATURE:  
<223> OTHER INFORMATION: Description of artificial sequence; note =  
          synthetic construct  
<220> FEATURE:  
<221> NAME/KEY: misc\_feature  
<222> LOCATION: (1)..(41)  
<223> OTHER INFORMATION: SLE 463

<400> SEQUENCE: 30

aaaagaaaaa gcgctttgca gttatcaacc tatcagggga a                    41

<210> SEQ ID NO 31  
<211> LENGTH: 40  
<212> TYPE: DNA  
<213> ORGANISM: Artificial Sequence  
<220> FEATURE:  
<223> OTHER INFORMATION: Description of artificial sequence; note =  
          synthetic construct  
<220> FEATURE:  
<221> NAME/KEY: misc\_feature  
<222> LOCATION: (1)..(40)  
<223> OTHER INFORMATION: CSLE 2477

<400> SEQUENCE: 31

accgttggtc gcacgttcgg actcgccggc gaaaaagaaa                    40

-continued

<210> SEQ ID NO 32  
<211> LENGTH: 39  
<212> TYPE: PRT  
<213> ORGANISM: Artificial Sequence  
<220> FEATURE:  
<223> OTHER INFORMATION: Description of artificial sequence; note =  
synthetic construct

<400> SEQUENCE: 32

Leu Asp Thr Ile Asn Arg Arg Pro Ser Lys Lys Arg Gly Gly Thr Arg  
1 5 10 15

Ser Leu Leu Gly Leu Ala Ala Leu Ile Gly Leu Ala Ser Ser Leu Gln  
20 25 30

Leu Leu Ser Thr Tyr Gln Gly  
35

<210> SEQ ID NO 33  
<211> LENGTH: 24  
<212> TYPE: PRT  
<213> ORGANISM: Artificial Sequence  
<220> FEATURE:  
<223> OTHER INFORMATION: Description of artificial sequence; note =  
synthetic construct

<400> SEQUENCE: 33

Met Trp Leu Ala Ser Leu Ala Val Val Ile Ala Cys Ala Gly Ala Met  
1 5 10 15

Lys Leu Ser Asn Phe Gln Gly Lys  
20

<210> SEQ ID NO 34  
<211> LENGTH: 30  
<212> TYPE: PRT  
<213> ORGANISM: Artificial Sequence  
<220> FEATURE:  
<223> OTHER INFORMATION: Description of artificial sequence; note =  
synthetic construct

<400> SEQUENCE: 34

Met Asn Glu Gly Ser Ile Met Trp Leu Ala Ser Leu Ala Val Val Ile  
1 5 10 15

Ala Cys Ala Gly Ala Met Lys Leu Ser Asn Phe Gln Gly Lys  
20 25 30

<210> SEQ ID NO 35  
<211> LENGTH: 39  
<212> TYPE: PRT  
<213> ORGANISM: Artificial Sequence  
<220> FEATURE:  
<223> OTHER INFORMATION: Description of artificial sequence; note =  
synthetic construct

<400> SEQUENCE: 35

Met Gly Arg Lys Gln Asn Lys Arg Gly Gly Asn Glu Gly Ser Ile Met  
1 5 10 15

Trp Leu Ala Ser Leu Ala Val Val Ile Ala Cys Ala Gly Ala Met Lys  
20 25 30

Leu Ser Asn Phe Gln Gly Lys  
35

<210> SEQ ID NO 36  
<211> LENGTH: 34  
<212> TYPE: PRT  
<213> ORGANISM: Artificial Sequence

-continued

---

<220> FEATURE:  
 <223> OTHER INFORMATION: Description of artificial sequence; note =  
 synthetic construct

<400> SEQUENCE: 36

Met Ser Lys Lys Arg Gly Gly Ser Glu Thr Ser Val Leu Met Val Ile  
 1 5 10 15

Phe Met Leu Ile Gly Phe Ala Ala Ala Leu Lys Leu Ser Asn Phe Gln  
 20 25 30

Gly Lys

<210> SEQ ID NO 37  
 <211> LENGTH: 33  
 <212> TYPE: PRT  
 <213> ORGANISM: Artificial Sequence  
 <220> FEATURE:  
 <223> OTHER INFORMATION: Description of artificial sequence; note =  
 synthetic construct

<400> SEQUENCE: 37

Met Gly Lys Arg Ser Ala Gly Ser Ile Met Trp Leu Ala Ser Leu Ala  
 1 5 10 15

Val Val Ile Ala Cys Ala Gly Ala Val Thr Leu Ser Asn Phe Gln Gly  
 20 25 30

Lys

<210> SEQ ID NO 38  
 <211> LENGTH: 46  
 <212> TYPE: PRT  
 <213> ORGANISM: Artificial Sequence  
 <220> FEATURE:  
 <223> OTHER INFORMATION: Description of artificial sequence; note =  
 synthetic construct

<400> SEQUENCE: 38

Met Asn Val Leu Arg Gly Phe Arg Lys Glu Ile Gly Arg Met Leu Asn  
 1 5 10 15

Ile Leu Asn Arg Arg Arg Arg Thr Ala Gly Met Ile Ile Met Leu Ile  
 20 25 30

Pro Thr Val Met Ala Phe His Leu Thr Thr Arg Asn Gly Glu  
 35 40 45

<210> SEQ ID NO 39  
 <211> LENGTH: 40  
 <212> TYPE: PRT  
 <213> ORGANISM: Artificial Sequence  
 <220> FEATURE:  
 <223> OTHER INFORMATION: Description of artificial sequence; note =  
 synthetic construct

<400> SEQUENCE: 39

Met Val Gly Leu Gln Lys Arg Gly Lys Arg Arg Ser Ala Thr Asp Trp  
 1 5 10 15

Met Ser Trp Leu Leu Val Ile Thr Leu Leu Gly Met Thr Leu Ala Ala  
 20 25 30

Thr Val Arg Lys Glu Arg Gly Asp  
 35 40

<210> SEQ ID NO 40  
 <211> LENGTH: 24  
 <212> TYPE: PRT  
 <213> ORGANISM: Artificial Sequence  
 <220> FEATURE:

-continued

---

<223> OTHER INFORMATION: Description of artificial sequence; note =  
synthetic construct

<400> SEQUENCE: 40

Met Gly Trp Leu Leu Val Val Val Leu Leu Gly Val Thr Leu Ala Ala  
1 5 10 15

Thr Val Arg Lys Glu Arg Gly Asp  
20

<210> SEQ ID NO 41

<211> LENGTH: 24

<212> TYPE: PRT

<213> ORGANISM: Artificial Sequence

<220> FEATURE:

<223> OTHER INFORMATION: Description of artificial sequence; note =  
synthetic construct

<400> SEQUENCE: 41

Met Ser Trp Leu Leu Val Ile Thr Leu Leu Gly Met Thr Ile Ala Ala  
1 5 10 15

Thr Val Arg Lys Glu Arg Gly Asp  
20

<210> SEQ ID NO 42

<211> LENGTH: 5292

<212> TYPE: DNA

<213> ORGANISM: Artificial Sequence

<220> FEATURE:

<223> OTHER INFORMATION: Description of artificial sequence; note =  
synthetic construct

<220> FEATURE:

<221> NAME/KEY: CDS

<222> LOCATION: (910)..(2964)

<400> SEQUENCE: 42

gacggatcgg gagatctccc gatcccctat ggtgcactct cagtacaatc tgctctgatg	60
ccgcatagtt aagccagtat ctgtccctg cttgtgtgtt ggaggtcgct gagtagtgcg	120
cgagcaaaat ttaagctaca acaaggcaag gcttgaccga caattgcatg aagaatctgc	180
ttagggttag gcgttttgcg ctgcttcgcg atgtacgggc cagatatacg cgttgacatt	240
gattattgac tagttattaa tagtaatcaa ttacggggtc attagttcat agcccatata	300
tggagtccg cggtacataa cttacggtaa atggcccgcc tggctgaccg cccaacgacc	360
cccgccatt gagctcaata atgacgtatg ttcccatagt aacgccaata gggactttcc	420
attgacgtca atgggtggag tatttacggt aaactgccca cttggcagta catcaagtgt	480
atcatatgcc aagtagcccc cctattgacg tcaatgacgg taaatggccc gcttggcatt	540
atgccacgta catgacctta tgggactttc ctacttggca gtacatctac gtattagtca	600
tcgctattac catggtgatg cggttttggc agtacatcaa tgggcgtgga tagcggtttg	660
actcacgggg atttccaagt ctccacccca ttgacgtcaa tgggagtttg ttttggcacc	720
aaaatcaacg ggactttcca aaatgtcgta acaactccgc ccattgacg caaatgggcg	780
gtaggcgtgt acggtgggag gtctatataa gcagagctct ctggctaact agagaacca	840
ctgcttactg gcttatcgaa attaatacga ctcactatag ggagacccaa gcttggtaac	900
gccgccgcc atg gcc aag agg tcc gcc gcc tca atc atg tgg ctc gcg agc	951
Met Gly Lys Arg Ser Ala Gly Ser Ile Met Trp Leu Ala Ser	
1 5 10	
ttg gca gtt gtc ata gct tgt gca gcc gcc ttc cat tta acc aca cgt	999
Leu Ala Val Val Ile Ala Cys Ala Gly Ala Phe His Leu Thr Thr Arg	
15 20 25 30	

-continued

---

aac gga gaa cca cac atg atc gtc agc aga caa gag aaa ggg aaa agt	1047
Asn Gly Glu Pro His Met Ile Val Ser Arg Gln Glu Lys Gly Lys Ser	
35 40 45	
ctt ctg ttt aaa aca gag gat ggc gtg aac atg tgt acc ctc atg gcc	1095
Leu Leu Phe Lys Thr Glu Asp Gly Val Asn Met Cys Thr Leu Met Ala	
50 55 60	
atg gac ctt ggt gaa ttg tgt gaa gac aca atc acg tac aag tgt ccc	1143
Met Asp Leu Gly Glu Leu Cys Glu Asp Thr Ile Thr Tyr Lys Cys Pro	
65 70 75	
ctt ctc agg cag aat gag cca gaa gac ata gac tgt tgg tgc aac tct	1191
Leu Leu Arg Gln Asn Glu Pro Glu Asp Ile Asp Cys Trp Cys Asn Ser	
80 85 90	
acg tcc acg tgg gta act tat ggg acg tgt acc acc atg gga gaa cat	1239
Thr Ser Thr Trp Val Thr Tyr Gly Thr Cys Thr Thr Met Gly Glu His	
95 100 105 110	
aga aga gaa aaa aga tca gtg gca ctc gtt cca cat gtg gga atg gga	1287
Arg Arg Glu Lys Arg Ser Val Ala Leu Val Pro His Val Gly Met Gly	
115 120 125	
ctg gag aca cga act gaa aca tgg atg tca tca gaa ggg gcc tgg aaa	1335
Leu Glu Thr Arg Thr Glu Thr Trp Met Ser Ser Glu Gly Ala Trp Lys	
130 135 140	
cat gtc cag aga att gaa act tgg atc ttg aga cat cca ggc ttc acc	1383
His Val Gln Arg Ile Glu Thr Trp Ile Leu Arg His Pro Gly Phe Thr	
145 150 155	
atg atg gca gca atc ctg gca tac acc ata gga acg aca cat ttc caa	1431
Met Met Ala Ala Ile Leu Ala Tyr Thr Ile Gly Thr Thr His Phe Gln	
160 165 170	
aga gcc ctg att ttc atc tta ctg aca gct gtc act cct tca atg aca	1479
Arg Ala Leu Ile Phe Ile Leu Leu Thr Ala Val Thr Pro Ser Met Thr	
175 180 185 190	
atg cgt tgc ata gga atg tca aat aga gac ttt gtg gaa ggg gtt tca	1527
Met Arg Cys Ile Gly Met Ser Asn Arg Asp Phe Val Glu Gly Val Ser	
195 200 205	
gga gga agc tgg gtt gac ata gtc tta gaa cat gga agc tgt gtg acg	1575
Gly Gly Ser Trp Val Asp Ile Val Leu Glu His Gly Ser Cys Val Thr	
210 215 220	
acg atg gca aaa aac aaa cca aca ttg gat ttt gaa ctg ata aaa aca	1623
Thr Met Ala Lys Asn Lys Pro Thr Leu Asp Phe Glu Leu Ile Lys Thr	
225 230 235	
gaa gcc aaa cag cct gcc acc cta agg aag tac tgt ata gag gca aag	1671
Glu Ala Lys Gln Pro Ala Thr Leu Arg Lys Tyr Cys Ile Glu Ala Lys	
240 245 250	
cta acc aac aca aca aca gaa tct cgc tgc cca aca caa ggg gaa ccc	1719
Leu Thr Asn Thr Thr Glu Ser Arg Cys Pro Thr Gln Gly Glu Pro	
255 260 265 270	
agc cta aat gaa gag cag gac aaa agg ttc gtc tgc aaa cac tcc atg	1767
Ser Leu Asn Glu Glu Gln Asp Lys Arg Phe Val Cys Lys His Ser Met	
275 280 285	
gta gac aga gga tgg gga aat gga tgt gga cta ttt gga aag gga ggc	1815
Val Asp Arg Gly Trp Gly Asn Gly Cys Gly Leu Phe Gly Lys Gly Gly	
290 295 300	
att gtg acc tgt gct atg ttc aga tgc aaa aag aac atg gaa gga aaa	1863
Ile Val Thr Cys Ala Met Phe Arg Cys Lys Lys Asn Met Glu Gly Lys	
305 310 315	
gtt gtg caa cca gaa aac ttg gaa tac acc att gtg ata aca cct cac	1911
Val Val Gln Pro Glu Asn Leu Glu Tyr Thr Ile Val Ile Thr Pro His	
320 325 330	
tca ggg gaa gag cat gca gtc gga aat gac aca gga aaa cat ggc aag	1959
Ser Gly Glu Glu His Ala Val Gly Asn Asp Thr Gly Lys His Gly Lys	

-continued

335	340	345	350	
gaa atc aaa ata aca cca cag agt tcc atc aca gaa gca gaa ttg aca Glu Ile Lys Ile Thr Pro Gln Ser Ser Ile Thr Glu Ala Glu Leu Thr 355 360 365				2007
ggt tat ggc act gtc aca atg gag tgc tct cca aga acg ggc ctc gac Gly Tyr Gly Thr Val Thr Met Glu Cys Ser Pro Arg Thr Gly Leu Asp 370 375 380				2055
ttc aat gag atg gtg ttg ttg cag atg gaa aat aaa gct tgg ctg gtg Phe Asn Glu Met Val Leu Leu Gln Met Glu Asn Lys Ala Trp Leu Val 385 390 395				2103
cac agg caa tgg ttc cta gac ctg ccg tta cca tgg ttg ccc gga gcg His Arg Gln Trp Phe Leu Asp Leu Pro Leu Pro Trp Leu Pro Gly Ala 400 405 410				2151
gac aca caa ggg tca aat tgg ata cag aaa gag aca ttg gtc act ttc Asp Thr Gln Gly Ser Asn Trp Ile Gln Lys Glu Thr Leu Val Thr Phe 415 420 425 430				2199
aaa aat ccc cat gcg aag aaa cag gat gtt gtt gtt tta gga tcc caa Lys Asn Pro His Ala Lys Lys Gln Asp Val Val Val Leu Gly Ser Gln 435 440 445				2247
gaa ggg gcc atg cac aca gca ctt aca ggg gcc aca gaa atc caa atg Glu Gly Ala Met His Thr Ala Leu Thr Gly Ala Thr Glu Ile Gln Met 450 455 460				2295
tca tca gga aac tta ctc ttc aca gga cat ctc aag tgc agg ctg aga Ser Ser Gly Asn Leu Leu Phe Thr Gly His Leu Lys Cys Arg Leu Arg 465 470 475				2343
atg gac aag cta cag ctc aaa gga atg tca tac tct atg tgc aca gga Met Asp Lys Leu Gln Leu Lys Gly Met Ser Tyr Ser Met Cys Thr Gly 480 485 490				2391
aag ttt aaa gtt gtg aag gaa ata gca gaa aca caa cat gga aca ata Lys Phe Lys Val Val Lys Glu Ile Ala Glu Thr Gln His Gly Thr Ile 495 500 505 510				2439
gtt atc aga gtg caa tat gaa ggg gac ggc tct cca tgc aag atc cct Val Ile Arg Val Gln Tyr Glu Gly Asp Gly Ser Pro Cys Lys Ile Pro 515 520 525				2487
ttt gag ata atg gat ttg gaa aaa aga cat gtc tta ggt cgc ctg att Phe Glu Ile Met Asp Leu Glu Lys Arg His Val Leu Gly Arg Leu Ile 530 535 540				2535
aca gtc aac cca att gtg aca gaa aaa gat agc cca gtc aac ata gaa Thr Val Asn Pro Ile Val Thr Glu Lys Asp Ser Pro Val Asn Ile Glu 545 550 555				2583
gca gaa cct cca ttc gga gac agc tac atc atc ata gga gta gag ccg Ala Glu Pro Pro Phe Gly Asp Ser Tyr Ile Ile Ile Gly Val Glu Pro 560 565 570				2631
gga caa ctg aag ctc aac tgg ttt aag aaa gga agt tct atc ggc caa Gly Gln Leu Lys Leu Asn Trp Phe Lys Lys Gly Ser Ser Ile Gly Gln 575 580 585 590				2679
atg ttt gag aca aca atg agg ggg gcg aag aga atg gcc att tta ggt Met Phe Glu Thr Thr Met Arg Gly Ala Lys Arg Met Ala Ile Leu Gly 595 600 605				2727
gac aca gcc tgg gat ttt gga tcc ttg gga gga gtg ttt aca tct ata Asp Thr Ala Trp Asp Phe Gly Ser Leu Gly Gly Val Phe Thr Ser Ile 610 615 620				2775
gga aag gct ctc cac caa gtc ttt gga gca atc tat gga gct gcc ttc Gly Lys Ala Leu His Gln Val Phe Gly Ala Ile Tyr Gly Ala Ala Phe 625 630 635				2823
agt ggg gtt tca tgg act atg aaa atc ctc ata gga gtc att atc aca Ser Gly Val Ser Trp Thr Met Lys Ile Leu Ile Gly Val Ile Ile Thr 640 645 650				2871
tgg ata gga atg aat tca cgc agc acc tca ctg tct gtg aca cta gta				2919



-continued

---

```

ataagggcga cacggaatg ttgaatactc atactcttcc tttttcaata ttattgaagc 5184
atttatcagg gttattgtct catgagcgga tacatatattg aatgtattta gaaaaataaa 5244
caaatagggg ttccgcgcac atttcccga aaagtgccac ctgacgtc 5292

```

```

<210> SEQ ID NO 43
<211> LENGTH: 685
<212> TYPE: PRT
<213> ORGANISM: Artificial Sequence
<220> FEATURE:
<223> OTHER INFORMATION: Description of artificial sequence; note =
        synthetic construct

```

```

<400> SEQUENCE: 43

```

```

Met Gly Lys Arg Ser Ala Gly Ser Ile Met Trp Leu Ala Ser Leu Ala
1           5           10           15

Val Val Ile Ala Cys Ala Gly Ala Phe His Leu Thr Thr Arg Asn Gly
          20           25           30

Glu Pro His Met Ile Val Ser Arg Gln Glu Lys Gly Lys Ser Leu Leu
          35           40           45

Phe Lys Thr Glu Asp Gly Val Asn Met Cys Thr Leu Met Ala Met Asp
          50           55           60

Leu Gly Glu Leu Cys Glu Asp Thr Ile Thr Tyr Lys Cys Pro Leu Leu
          65           70           75           80

Arg Gln Asn Glu Pro Glu Asp Ile Asp Cys Trp Cys Asn Ser Thr Ser
          85           90           95

Thr Trp Val Thr Tyr Gly Thr Cys Thr Thr Met Gly Glu His Arg Arg
          100          105          110

Glu Lys Arg Ser Val Ala Leu Val Pro His Val Gly Met Gly Leu Glu
          115          120          125

Thr Arg Thr Glu Thr Trp Met Ser Ser Glu Gly Ala Trp Lys His Val
          130          135          140

Gln Arg Ile Glu Thr Trp Ile Leu Arg His Pro Gly Phe Thr Met Met
          145          150          155          160

Ala Ala Ile Leu Ala Tyr Thr Ile Gly Thr Thr His Phe Gln Arg Ala
          165          170          175

Leu Ile Phe Ile Leu Leu Thr Ala Val Thr Pro Ser Met Thr Met Arg
          180          185          190

Cys Ile Gly Met Ser Asn Arg Asp Phe Val Glu Gly Val Ser Gly Gly
          195          200          205

Ser Trp Val Asp Ile Val Leu Glu His Gly Ser Cys Val Thr Thr Met
          210          215          220

Ala Lys Asn Lys Pro Thr Leu Asp Phe Glu Leu Ile Lys Thr Glu Ala
          225          230          235          240

Lys Gln Pro Ala Thr Leu Arg Lys Tyr Cys Ile Glu Ala Lys Leu Thr
          245          250          255

Asn Thr Thr Thr Glu Ser Arg Cys Pro Thr Gln Gly Glu Pro Ser Leu
          260          265          270

Asn Glu Glu Gln Asp Lys Arg Phe Val Cys Lys His Ser Met Val Asp
          275          280          285

Arg Gly Trp Gly Asn Gly Cys Gly Leu Phe Gly Lys Gly Gly Ile Val
          290          295          300

Thr Cys Ala Met Phe Arg Cys Lys Lys Asn Met Glu Gly Lys Val Val
          305          310          315          320

Gln Pro Glu Asn Leu Glu Tyr Thr Ile Val Ile Thr Pro His Ser Gly
          325          330          335

```



Glu	Glu	His	Ala	Val	Gly	Asn	Asp	Thr	Gly	Lys	His	Gly	Lys	Glu	Ile
			340						345			350			
Lys	Ile	Thr	Pro	Gln	Ser	Ser	Ile	Thr	Glu	Ala	Glu	Leu	Thr	Gly	Tyr
			355			360						365			
Gly	Thr	Val	Thr	Met	Glu	Cys	Ser	Pro	Arg	Thr	Gly	Leu	Asp	Phe	Asn
			370			375			380						
Glu	Met	Val	Leu	Leu	Gln	Met	Glu	Asn	Lys	Ala	Trp	Leu	Val	His	Arg
			385			390			395			400			
Gln	Trp	Phe	Leu	Asp	Leu	Pro	Leu	Pro	Trp	Leu	Pro	Gly	Ala	Asp	Thr
			405						410			415			
Gln	Gly	Ser	Asn	Trp	Ile	Gln	Lys	Glu	Thr	Leu	Val	Thr	Phe	Lys	Asn
			420			425						430			
Pro	His	Ala	Lys	Lys	Gln	Asp	Val	Val	Val	Leu	Gly	Ser	Gln	Glu	Gly
			435			440						445			
Ala	Met	His	Thr	Ala	Leu	Thr	Gly	Ala	Thr	Glu	Ile	Gln	Met	Ser	Ser
			450			455			460						
Gly	Asn	Leu	Leu	Phe	Thr	Gly	His	Leu	Lys	Cys	Arg	Leu	Arg	Met	Asp
			465			470			475			480			
Lys	Leu	Gln	Leu	Lys	Gly	Met	Ser	Tyr	Ser	Met	Cys	Thr	Gly	Lys	Phe
			485						490			495			
Lys	Val	Val	Lys	Glu	Ile	Ala	Glu	Thr	Gln	His	Gly	Thr	Ile	Val	Ile
			500			505						510			
Arg	Val	Gln	Tyr	Glu	Gly	Asp	Gly	Ser	Pro	Cys	Lys	Ile	Pro	Phe	Glu
			515			520			525						
Ile	Met	Asp	Leu	Glu	Lys	Arg	His	Val	Leu	Gly	Arg	Leu	Ile	Thr	Val
			530			535			540						
Asn	Pro	Ile	Val	Thr	Glu	Lys	Asp	Ser	Pro	Val	Asn	Ile	Glu	Ala	Glu
			545			550			555			560			
Pro	Pro	Phe	Gly	Asp	Ser	Tyr	Ile	Ile	Ile	Gly	Val	Glu	Pro	Gly	Gln
			565						570			575			
Leu	Lys	Leu	Asn	Trp	Phe	Lys	Lys	Gly	Ser	Ser	Ile	Gly	Gln	Met	Phe
			580			585						590			
Glu	Thr	Thr	Met	Arg	Gly	Ala	Lys	Arg	Met	Ala	Ile	Leu	Gly	Asp	Thr
			595			600			605						
Ala	Trp	Asp	Phe	Gly	Ser	Leu	Gly	Gly	Val	Phe	Thr	Ser	Ile	Gly	Lys
			610			615			620						
Ala	Leu	His	Gln	Val	Phe	Gly	Ala	Ile	Tyr	Gly	Ala	Ala	Phe	Ser	Gly
			625			630			635			640			
Val	Ser	Trp	Thr	Met	Lys	Ile	Leu	Ile	Gly	Val	Ile	Ile	Thr	Trp	Ile
			645						650			655			
Gly	Met	Asn	Ser	Arg	Ser	Thr	Ser	Leu	Ser	Val	Thr	Leu	Val	Leu	Val
			660			665			670						
Gly	Ile	Val	Thr	Leu	Tyr	Leu	Gly	Val	Met	Val	Gln	Ala			
			675			680			685						

```
<210> SEQ ID NO 44
<211> LENGTH: 5293
<212> TYPE: DNA
<213> ORGANISM: Artificial Sequence
<220> FEATURE:
<223> OTHER INFORMATION: Description of artificial sequence; note =
synthetic construct
<220> FEATURE:
<221> NAME/KEY: CDS
<222> LOCATION: (910)..(2964)
```

-continued

&lt;400&gt; SEQUENCE: 44

gacggatcgg gagatctccc gatccctat ggtgcactct cagtacaatc tgctctgatg	60
cgcgatagtt aagccagtat ctgtccctg cttgtgtgtt ggaggtcgct gagtagtgcg	120
cgagcaaaat ttaagctaca acaaggcaag gcttgaccga caattgcatg aagaatctgc	180
ttagggtagt gcgttttgcg ctgcttcgcg atgtacgggc cagatatacg cgttgacatt	240
gattattgac tagttattaa tagtaatcaa ttacggggtc attagttcat agcccatata	300
tggagtccg cgttacataa cttacggtaa atggcccgcc tggctgaccg cccaacgacc	360
cccgccatt gacgtcaata atgacgtatg ttcccatagt aacgccaata gggactttcc	420
attgacgtca atgggtggag tatttacggt aaactgccca cttggcagta catcaagtgt	480
atcatatgcc aagtacgccc cctattgacg tcaatgacgg taaatggccc gcctggcatt	540
atgccagta catgacctta tgggactttc ctacttgga gtacatctac gtattagtca	600
tcgctattac catggtgatg cggttttggc agtacatcaa tgggcgtgga tagcggtttg	660
actcacgggg atttccaagt ctccacccca ttgacgtcaa tgggagtttg ttttggcacc	720
aaaatcaacg ggactttcca aaatgtcgta acaactccgc ccattgacg caaatggcg	780
gtaggcgtgt acggtgggag gtctatataa gcagagctct ctggctaact agagaacca	840
ctgcttactg gcttatcgaa attaatacga ctactatag ggagacccaa gcttggtacc	900
gccgccgcc atg ggc aag agg tcc gcc ggc tca atc atg tgg ctc gcg agc	951
Met Gly Lys Arg Ser Ala Gly Ser Ile Met Trp Leu Ala Ser	
1 5 10	
ttg gca gtt gtc ata gct tgt gca ggc gcc ttc cat tta acc aca cgt	999
Leu Ala Val Val Ile Ala Cys Ala Gly Ala Phe His Leu Thr Thr Arg	
15 20 25 30	
aac gga gaa cca cac atg atc gtc agc aga caa gag aaa ggg aaa agt	1047
Asn Gly Glu Pro His Met Ile Val Ser Arg Gln Glu Lys Gly Lys Ser	
35 40 45	
ctt ctg ttt aaa aca gag gat ggc gtg aac atg tgt acc ctc atg gcc	1095
Leu Leu Phe Lys Thr Glu Asp Gly Val Asn Met Cys Thr Leu Met Ala	
50 55 60	
atg gac ctt ggt gaa ttg tgt gaa gac aca atc acg tac aag tgt ccc	1143
Met Asp Leu Gly Glu Leu Cys Glu Asp Thr Ile Thr Tyr Lys Cys Pro	
65 70 75	
ctt ctc agg cag aat gag cca gaa gac ata gac tgt tgg tgc aac tct	1191
Leu Leu Arg Gln Asn Glu Pro Glu Asp Ile Asp Cys Trp Cys Asn Ser	
80 85 90	
acg tcc acg tgg gta act tat ggg acg tgt acc acc atg gga gaa cat	1239
Thr Ser Thr Trp Val Thr Tyr Gly Thr Cys Thr Thr Met Gly Glu His	
95 100 105 110	
aga aga gaa aaa aga tca gtg gca ctc gtt cca cat gtg gga atg gga	1287
Arg Arg Glu Lys Arg Ser Val Ala Leu Val Pro His Val Gly Met Gly	
115 120 125	
ctg gag aca cga act gaa aca tgg atg tca tca gaa ggg gcc tgg aaa	1335
Leu Glu Thr Arg Thr Glu Thr Trp Met Ser Ser Glu Gly Ala Trp Lys	
130 135 140	
cat gtc cag aga att gaa act tgg atc ttg aga cat cca ggc ttc acc	1383
His Val Gln Arg Ile Glu Thr Trp Ile Leu Arg His Pro Gly Phe Thr	
145 150 155	
atg atg gca gca atc ctg gca tac acc ata gga acg aca cat ttc caa	1431
Met Met Ala Ala Ile Leu Ala Tyr Thr Ile Gly Thr Thr His Phe Gln	
160 165 170	
aga gcc ctg att ttc atc tta ctg aca gct gtc act cct tca atg aca	1479
Arg Ala Leu Ile Phe Ile Leu Leu Thr Ala Val Thr Pro Ser Met Thr	
175 180 185 190	

-continued

---

atg cgt tgc ata gga atg tca aat aga gac ttt gtg gaa ggg gtt tca Met Arg Cys Ile Gly Met Ser Asn Arg Asp Phe Val Glu Gly Val Ser 195 200 205	1527
gga gga agc tgg gtt gac ata gtc tta gaa cat gga agc tgt gtg acg Gly Gly Ser Trp Val Asp Ile Val Leu Glu His Gly Ser Cys Val Thr 210 215 220	1575
acg atg gca aaa aac aaa cca aca ttg gat ttt gaa ctg ata aaa aca Thr Met Ala Lys Asn Lys Pro Thr Leu Asp Phe Glu Leu Ile Lys Thr 225 230 235	1623
gaa gcc aaa cag cct gcc acc cta agg aag tac tgt ata gag gca aag Glu Ala Lys Gln Pro Ala Thr Leu Arg Lys Tyr Cys Ile Glu Ala Lys 240 245 250	1671
cta acc aac aca aca aca gaa tct cgc tgc cca aca caa ggg gaa ccc Leu Thr Asn Thr Thr Thr Glu Ser Arg Cys Pro Thr Gln Gly Glu Pro 255 260 265 270	1719
agc cta aat gaa gag cag gac aaa agg ttc gtc tgc aaa cac tcc atg Ser Leu Asn Glu Glu Gln Asp Lys Arg Phe Val Cys Lys His Ser Met 275 280 285	1767
gta gac aga gga tgg gga aat gga tgt gga cta ttt gga aag gga ggc Val Asp Arg Gly Trp Gly Asn Gly Cys Gly Leu Phe Gly Lys Gly Gly 290 295 300	1815
att gtg acc tgt gct atg ttc aga tgc aaa aag aac atg gaa gga aaa Ile Val Thr Cys Ala Met Phe Arg Cys Lys Lys Asn Met Glu Gly Lys 305 310 315	1863
gtt gtg caa cca gaa aac ttg gaa tac acc att gtg ata aca cct cac Val Val Gln Pro Glu Asn Leu Glu Tyr Thr Ile Val Ile Thr Pro His 320 325 330	1911
tca ggg gaa gag cat gca gtc gga aat gac aca gga aaa cat ggc aag Ser Gly Glu Glu His Ala Val Gly Asn Asp Thr Gly Lys His Gly Lys 335 340 345 350	1959
gaa atc aaa ata aca cca cag agt tcc atc aca gaa gca gaa ttg aca Glu Ile Lys Ile Thr Pro Gln Ser Ser Ile Thr Glu Ala Glu Leu Thr 355 360 365	2007
ggt tat ggc act gtc aca atg gag tgc tct cca aga acg ggc ctc gac Gly Tyr Gly Thr Val Thr Met Glu Cys Ser Pro Arg Thr Gly Leu Asp 370 375 380	2055
ttc aat gag atg gtg ttg ttg cag atg gaa aat aaa gct tgg ctg gtg Phe Asn Glu Met Val Leu Leu Gln Met Glu Asn Lys Ala Trp Leu Val 385 390 395	2103
cac agg caa tgg ttc cta gac ctg ccg tta cca tgg ttg ccc gga gcg His Arg Gln Trp Phe Leu Asp Leu Pro Leu Pro Trp Leu Pro Gly Ala 400 405 410	2151
gac aca caa ggg tca aat tgg ata cag aaa gag aca ttg gtc act ttc Asp Thr Gln Gly Ser Asn Trp Ile Gln Lys Glu Thr Leu Val Thr Phe 415 420 425 430	2199
aaa aat ccc cat gcg aag aaa cag gat gtt gtt gtt tta gga tcc caa Lys Asn Pro His Ala Lys Lys Gln Asp Val Val Val Leu Gly Ser Gln 435 440 445	2247
gaa ggg gcc atg cac aca gca ctt aca ggg gcc aca gaa atc caa atg Glu Gly Ala Met His Thr Ala Leu Thr Gly Ala Thr Glu Ile Gln Met 450 455 460	2295
tca tca gga aac tta ctc ttc aca gga cat ctc aag tgc agg ctg aga Ser Ser Gly Asn Leu Leu Phe Thr Gly His Leu Lys Cys Arg Leu Arg 465 470 475	2343
atg gac aag cta cag ctc aaa gga atg tca tac tct atg tgc aca gga Met Asp Lys Leu Gln Leu Lys Gly Met Ser Tyr Ser Met Cys Thr Gly 480 485 490	2391
aag ttt aaa gtt gtg aag gaa ata gca gaa aca caa cat gga aca ata Lys Phe Lys Val Val Lys Glu Ile Ala Glu Thr Gln His Gly Thr Ile	2439

-continued

495	500	505	510	
gtt atc aga gtg caa tat gaa ggg gac ggc tct cca tgc aag atc cct				2487
Val Ile Arg Val Gln Tyr Glu Gly Asp Gly Ser Pro Cys Lys Ile Pro	515	520	525	
ttt gag ata atg gat ttg gaa aaa aga cat gtc tta ggt cgc ctg att				2535
Phe Glu Ile Met Asp Leu Glu Lys Arg His Val Leu Gly Arg Leu Ile	530	535	540	
aca gtc aac cca att gtg aca gaa aaa gat agc cca gtc aac ata gaa				2583
Thr Val Asn Pro Ile Val Thr Glu Lys Asp Ser Pro Val Asn Ile Glu	545	550	555	
gca gaa cct cca ttc gga gac agc cac atc atc ata gga gta gag ccg				2631
Ala Glu Pro Pro Phe Gly Asp Ser His Ile Ile Ile Gly Val Glu Pro	560	565	570	
gga caa ctg aag ctc aac tgg ttt aag aaa gga agt tct atc ggc caa				2679
Gly Gln Leu Lys Leu Asn Trp Phe Lys Lys Gly Ser Ser Ile Gly Gln	575	580	585	590
atg ttt gag aca aca atg agg ggg gcg aag aga atg gcc att tta ggt				2727
Met Phe Glu Thr Thr Met Arg Gly Ala Lys Arg Met Ala Ile Leu Gly	595	600	605	
gac aca gcc tgg gat ttt gga tcc ttg gga gga gtg ttt aca tct ata				2775
Asp Thr Ala Trp Asp Phe Gly Ser Leu Gly Gly Val Phe Thr Ser Ile	610	615	620	
gga aag gct ctc cac caa gtg ttt ggt ggt gcc ttc aga aca ctc ttt				2823
Gly Lys Ala Leu His Gln Val Phe Gly Gly Ala Phe Arg Thr Leu Phe	625	630	635	
ggg gga atg tct tgg atc aca caa ggg cta atg ggt gcc cta ctg ctc				2871
Gly Gly Met Ser Trp Ile Thr Gln Gly Leu Met Gly Ala Leu Leu Leu	640	645	650	
tgg atg ggc gtc aac gca cga gac cga tca att gct ttg gcc ttc tta				2919
Trp Met Gly Val Asn Ala Arg Asp Arg Ser Ile Ala Leu Ala Phe Leu	655	660	665	670
gcc aca ggg ggt gtg ctc gtg ttc tta gcg acc aat gtg cat gct				2964
Ala Thr Gly Gly Val Leu Val Phe Leu Ala Thr Asn Val His Ala	675	680	685	
taattagttt gggcgccgc tcgagcatgc atctagaggg ccctattcta tagtgtcacc				3024
taaatgctag agctcgctga tcagcctcga ctgtgccttc tagttgccag ccatctgttg				3084
tttgcccttc ccccgctgct tccttgaccg tggaagggtgc cactcccact gtcctttcct				3144
aataaaatga ggaaattgca tcgcattgtc tgagtaggtg tcattctatt ctggggggtg				3204
gggtggggca ggacagcaag ggggaggatt gggaagacaa tagcaggcat gctggggatg				3264
cgggtgggctc tatgctttct gaggcggaaa gaaccagctg cattaatgaa tcggccaacg				3324
cgcggggaga ggcggtttgc gtattgggag ctcttcctgct tcctcgctca ctgactgct				3384
gcgctcggtc gttcggtgc ggcgagcgg atcagctcac tcaaaggcgg taatacggtt				3444
atccacagaa tcaggggata acgcaggaaa gaacatgtga gcaaaaggcc agcaaaaggc				3504
caggaaacct aaaaaggccg cggtgtgggc gtttttccat aggctccgcc ccctgacga				3564
gcatacaaaa aatcgacgct caagtcagag gtggcgaaac ccgacaggac tataaagata				3624
ccaggcggtt cccctggaa gctccctcgt gcgctctcct gttccgaccc tgccgcttac				3684
cggataacctg tccgcctttc tccttcggg aagcgtggcg ctttctcata gctcacgctg				3744
taggtatctc agttcggtgt aggtcggtcg ctccaagctg ggctgtgtgc acgaaccccc				3804
cgttcagccc gaccgtgcg ccttatccgg taactatcgt cttgagtcca acccgtaag				3864
acacgactta tcgccactgg cagcagccac tggtaacagg attagcagag cgaggtatgt				3924
aggcggtgct acagagttct tgaagtgggt gcctaactac ggctacacta gaagaacagt				3984

-continued

```

atttggtatc tgcgctctgc tgaagccagt taccttcgga aaaagagttg gtagctcttg 4044
atccggcaaa caaaccaccg ctggtagcgg tggttttttt gtttgcaagc agcagattac 4104
gcgagaaaa aaaggatctc aagaagatcc tttgatcttt tctacggggt ctgacgctca 4164
gtggaacgaa aactcacgtt aagggatttt ggtcatgaga ttatcaaaaa ggatcttcac 4224
ctagatcctt ttaaattaaa aatgaagttt taaatcaatc taaagtatat atgagtaaac 4284
ttggtctgac agttaccaat gcttaatcag tgaggcacct atctcagcga tctgtctatt 4344
tcgttcaccc atagttgcct gactcccgt cgtgtagata actacgatac gggagggtt 4404
accatctggc cccagtgtg caatgatacc gcgagacca cgctaccgg ctccagattt 4464
atcagcaata aaccagccag ccggaagggc cgagcgaga agtggctctg caactttatc 4524
cgctccatc cagtctatta attgttgccg ggaagctaga gtaagtagtt cgccagttaa 4584
tagtttgccg aacgttggtt ccattgctac aggcacgtg gtgtcacgtc cgtcgtttgg 4644
tatggcttca ttcagctccg gttcccaacg atcaaggcga gttacatgat ccccatgtt 4704
gtgcaaaaaa gcggttagct ccttcggtcc tccgatcgtt gtcagaagta agttggccgc 4764
agtgttatca ctcatgttta tggcagcact gcataattct cttactgtca tgccatccgt 4824
aagatgcttt tctgtgactg gtgagtactc aaccaagtca ttctgagaat agtgtatgcg 4884
gcgaccgagt tgctcttgcc cggcgtcaat acgggataat accgcgccac atagcagaac 4944
tttaaaagtg ctcatcattg gaaaacgttc ttcggggcga aaactctcaa ggatcttacc 5004
gctgttgaga tccagttcga tgtaaccac tcgtgcaccc aactgatctt cagcatcttt 5064
tactttcacc agcgtttctg ggtgagcaaa aacaggaagg caaatgccg caaaaagg 5124
aataagggcg acacggaaat gttgaatact catactcttc ctttttcaat attattgaag 5184
catttatcag ggttattgtc tcatgagcgg atacatattt gaatgtattt agaaaaataa 5244
acaaataggg gttccgcgca catttccccg aaaagtgcc cctgacgtc 5293

```

```

<210> SEQ ID NO 45
<211> LENGTH: 685
<212> TYPE: PRT
<213> ORGANISM: Artificial Sequence
<220> FEATURE:
<223> OTHER INFORMATION: Description of artificial sequence; note =
        synthetic construct

```

```

<400> SEQUENCE: 45

```

```

Met Gly Lys Arg Ser Ala Gly Ser Ile Met Trp Leu Ala Ser Leu Ala
1             5             10             15
Val Val Ile Ala Cys Ala Gly Ala Phe His Leu Thr Thr Arg Asn Gly
20             25             30
Glu Pro His Met Ile Val Ser Arg Gln Glu Lys Gly Lys Ser Leu Leu
35             40             45
Phe Lys Thr Glu Asp Gly Val Asn Met Cys Thr Leu Met Ala Met Asp
50             55             60
Leu Gly Glu Leu Cys Glu Asp Thr Ile Thr Tyr Lys Cys Pro Leu Leu
65             70             75             80
Arg Gln Asn Glu Pro Glu Asp Ile Asp Cys Trp Cys Asn Ser Thr Ser
85             90             95
Thr Trp Val Thr Tyr Gly Thr Cys Thr Thr Met Gly Glu His Arg Arg
100            105            110
Glu Lys Arg Ser Val Ala Leu Val Pro His Val Gly Met Gly Leu Glu
115            120            125

```



-continued

---

Asn	Pro	Ile	Val	Thr	Glu	Lys	Asp	Ser	Pro	Val	Asn	Ile	Glu	Ala	Glu
545					550					555					560
Pro	Pro	Phe	Gly	Asp	Ser	His	Ile	Ile	Ile	Gly	Val	Glu	Pro	Gly	Gln
			565						570					575	
Leu	Lys	Leu	Asn	Trp	Phe	Lys	Lys	Gly	Ser	Ser	Ile	Gly	Gln	Met	Phe
			580					585					590		
Glu	Thr	Thr	Met	Arg	Gly	Ala	Lys	Arg	Met	Ala	Ile	Leu	Gly	Asp	Thr
	595						600					605			
Ala	Trp	Asp	Phe	Gly	Ser	Leu	Gly	Gly	Val	Phe	Thr	Ser	Ile	Gly	Lys
	610					615					620				
Ala	Leu	His	Gln	Val	Phe	Gly	Gly	Ala	Phe	Arg	Thr	Leu	Phe	Gly	Gly
625				630					635						640
Met	Ser	Trp	Ile	Thr	Gln	Gly	Leu	Met	Gly	Ala	Leu	Leu	Leu	Trp	Met
			645					650						655	
Gly	Val	Asn	Ala	Arg	Asp	Arg	Ser	Ile	Ala	Leu	Ala	Phe	Leu	Ala	Thr
		660					665						670		
Gly	Gly	Val	Leu	Val	Phe	Leu	Ala	Thr	Asn	Val	His	Ala			
	675					680					685				

&lt;210&gt; SEQ ID NO 46

&lt;211&gt; LENGTH: 5293

&lt;212&gt; TYPE: DNA

&lt;213&gt; ORGANISM: Artificial Sequence

&lt;220&gt; FEATURE:

<223> OTHER INFORMATION: Description of artificial sequence; note =  
synthetic construct

&lt;220&gt; FEATURE:

&lt;221&gt; NAME/KEY: CDS

&lt;222&gt; LOCATION: (910)..(2964)

&lt;400&gt; SEQUENCE: 46

gacggatcgg gagatctccc gatccccctat ggtcgactct cagtacaatc tgctctgatg	60
ccgcatagtt aagccagtat ctgtccctcg cttgtgtgtt ggaggctcgt gagtagtgcg	120
cgagcaaaat ttaagctaca acaaggcaag gcttgaccga caattgcatg aagaatctgc	180
ttaggggttag gcgttttgcg ctgcttcgcg atgtacgggc cagatatacg cgttgacatt	240
gattattgac tagttattaa tagtaatcaa ttacggggtc attagttcat agcccatata	300
tggagtcccg cggtacataa cttacggtaa atggcccgc tggtgaccg cccaacgacc	360
ccgcccatt gagctcaata atgacgtatg ttcccatagt aacgccaata gggactttcc	420
attgacgtca atgggtggac tatttacggt aaactgccca cttggcagta catcaagtgt	480
atcatatgcc aagtagcccc cctattgacg tcaatgacgg taaatggccc gcctggcatt	540
atgccagta catgacctta tgggactttc ctacttggca gtacatctac gtattagtca	600
tcgtatttac catggtgatg cggttttggc agtacatcaa tgggcgtgga tagcggtttg	660
actcacgggg atttccaagt ctccacccca ttgacgtcaa tgggagtttg ttttggcacc	720
aaaatcaacg ggactttcca aaatgtcgta acaactccgc ccattgacg caaatgggcg	780
gtaggcgtgt acgggtgggag gtctatataa gcagagctct ctggctaact agagaacca	840
ctgcttactg gcttatcgaa attaatacga ctcaatag ggagacccaa gcttgggtacc	900
gccgccgcc atg ggc aag agg tcc gcc ggc tca atc atg tgg ctc gcg agc	951
Met Gly Lys Arg Ser Ala Gly Ser Ile Met Trp Leu Ala Ser	
1 5 10	
ttg gca gtt gtc ata gct tgt gca ggc gcc ttc cat tta acc aca cgt	999
Leu Ala Val Val Ile Ala Cys Ala Gly Ala Phe His Leu Thr Thr Arg	
15 20 25 30	

-continued

aac gga gaa cca cac atg atc gtc agc aga caa gag aaa ggg aaa agt Asn Gly Glu Pro His Met Ile Val Ser Arg Gln Glu Lys Gly Lys Ser 35 40 45	1047
ctt ctg ttt aaa aca gag gat ggc gtg aac atg tgt acc ctc atg gcc Leu Leu Phe Lys Thr Glu Asp Gly Val Asn Met Cys Thr Leu Met Ala 50 55 60	1095
atg gac ctt ggt gaa ttg tgt gaa gac aca atc acg tac aag tgt ccc Met Asp Leu Gly Glu Leu Cys Glu Asp Thr Ile Thr Tyr Lys Cys Pro 65 70 75	1143
ctt ctc agg cag aat gag cca gaa gac ata gac tgt tgg tgc aac tct Leu Leu Arg Gln Asn Glu Pro Glu Asp Ile Asp Cys Trp Cys Asn Ser 80 85 90	1191
acg tcc acg tgg gta act tat ggg acg tgt acc acc atg gga gaa cat Thr Ser Thr Trp Val Thr Tyr Gly Thr Cys Thr Thr Met Gly Glu His 95 100 105 110	1239
aga aga gaa aaa aga tca gtg gca ctc gtt cca cat gtg gga atg gga Arg Arg Glu Lys Arg Ser Val Ala Leu Val Pro His Val Gly Met Gly 115 120 125	1287
ctg gag aca cga act gaa aca tgg atg tca tca gaa ggg gcc tgg aaa Leu Glu Thr Arg Thr Glu Thr Trp Met Ser Ser Glu Gly Ala Trp Lys 130 135 140	1335
cat gtc cag aga att gaa act tgg atc ttg aga cat cca ggc ttc acc His Val Gln Arg Ile Glu Thr Trp Ile Leu Arg His Pro Gly Phe Thr 145 150 155	1383
atg atg gca gca atc ctg gca tac acc ata gga acg aca cat ttc caa Met Met Ala Ala Ile Leu Ala Tyr Thr Ile Gly Thr Thr His Phe Gln 160 165 170	1431
aga gcc ctg att ttc atc tta ctg aca gct gtc act cct tca atg aca Arg Ala Leu Ile Phe Ile Leu Leu Thr Ala Val Thr Pro Ser Met Thr 175 180 185 190	1479
atg cgt tgc ata gga atg tca aat aga gac ttt gtg gaa ggg gtt tca Met Arg Cys Ile Gly Met Ser Asn Arg Asp Phe Val Glu Gly Val Ser 195 200 205	1527
gga gga agc tgg gtt gac ata gtc tta gaa cat ggg agc tgt gtg acg Gly Gly Ser Trp Val Asp Ile Val Leu Glu His Gly Ser Cys Val Thr 210 215 220	1575
acg atg gca aaa aac aaa cca aca ttg gat ttt gaa ctg ata aaa aca Thr Met Ala Lys Asn Lys Pro Thr Leu Asp Phe Glu Leu Ile Lys Thr 225 230 235	1623
gaa gcc aaa cag cct gcc acc cta agg aag tac tgt ata gag gca aag Glu Ala Lys Gln Pro Ala Thr Leu Arg Lys Tyr Cys Ile Glu Ala Lys 240 245 250	1671
cta acc aac aca aca aca gaa tct cgc tgc cca aca caa ggg gaa ccc Leu Thr Asn Thr Thr Thr Glu Ser Arg Cys Pro Thr Gln Gly Glu Pro 255 260 265 270	1719
agc cta aat gaa gag cag gac aaa agg ttc gtc tgc aaa cac tcc atg Ser Leu Asn Glu Glu Gln Asp Lys Arg Phe Val Cys Lys His Ser Met 275 280 285	1767
gta gac aga gga tgg gga aat gga tgt gga cta ttt gga aag gga ggc Val Asp Arg Gly Trp Gly Asn Gly Cys Gly Leu Phe Gly Lys Gly Gly 290 295 300	1815
att gtg acc tgt gct atg ttc aga tgc aaa aag aac atg gaa gga aaa Ile Val Thr Cys Ala Met Phe Arg Cys Lys Lys Asn Met Glu Gly Lys 305 310 315	1863
gtt gtg caa cca gaa aac ttg gaa tac acc att gtg ata aca cct cac Val Val Gln Pro Glu Asn Leu Glu Tyr Thr Ile Val Ile Thr Pro His 320 325 330	1911
tca ggg gaa gag cat gca gtc gga aat gac aca gga aaa cat ggc aag Ser Gly Glu Glu His Ala Val Gly Asn Asp Thr Gly Lys His Gly Lys 335 340 345 350	1959



-continued

---

gaa atc aaa ata aca cca cag agt tcc atc aca gaa gca gaa ttg aca Glu Ile Lys Ile Thr Pro Gln Ser Ser Ile Thr Glu Ala Glu Leu Thr 355 360 365	2007
ggg tat ggc act gtc aca atg gag tgc tct cca aga acg ggc ctg gac Gly Tyr Gly Thr Val Thr Met Glu Cys Ser Pro Arg Thr Gly Leu Asp 370 375 380	2055
ttc aat gag atg gtg ttg ttg cag atg gaa aat aaa gct tgg ctg gtg Phe Asn Glu Met Val Leu Leu Gln Met Glu Asn Lys Ala Trp Leu Val 385 390 395	2103
cac agg caa tgg ttc cta gac ctg ccg tta cca tgg ttg ccc gga gcg His Arg Gln Trp Phe Leu Asp Leu Pro Leu Pro Trp Leu Pro Gly Ala 400 405 410	2151
gac aca caa ggg tca aat tgg ata cag aaa gag aca ttg gtc act ttc Asp Thr Gln Gly Ser Asn Trp Ile Gln Lys Glu Thr Leu Val Thr Phe 415 420 425 430	2199
aaa aat ccc cat gcg aag aaa cag gat gtt gtt gtt tta gga tcc caa Lys Asn Pro His Ala Lys Lys Gln Asp Val Val Val Leu Gly Ser Gln 435 440 445	2247
gaa ggg gcc atg cac aca gca ctt aca ggg gcc aca gaa atc caa atg Glu Gly Ala Met His Thr Ala Leu Thr Gly Ala Thr Glu Ile Gln Met 450 455 460	2295
tca tca gga aac tta ctg ttc aca gga cat ctg aag tgc agg ctg aga Ser Ser Gly Asn Leu Leu Phe Thr Gly His Leu Lys Cys Arg Leu Arg 465 470 475	2343
atg gac aag cta cag ctg aaa gga atg tca tac tct atg tgc aca gga Met Asp Lys Leu Gln Leu Lys Gly Met Ser Tyr Ser Met Cys Thr Gly 480 485 490	2391
aag ttt aaa gtt gtg aag gaa ata gca gaa aca caa cat gga aca ata Lys Phe Lys Val Val Lys Glu Ile Ala Glu Thr Gln His Gly Thr Ile 495 500 505 510	2439
gtt atc aga gtg caa tat gaa ggg gac ggc tct cca tgc aag atc cct Val Ile Arg Val Gln Tyr Glu Gly Asp Gly Ser Pro Cys Lys Ile Pro 515 520 525	2487
ttt gag ata atg gat ttg gaa aaa aga cat gtc tta ggt cgc ctg att Phe Glu Ile Met Asp Leu Glu Lys Arg His Val Leu Gly Arg Leu Ile 530 535 540	2535
aca gtc aac cca att gtg aca gaa aaa gat agc cca gtc aac ata gaa Thr Val Asn Pro Ile Val Thr Glu Lys Asp Ser Pro Val Asn Ile Glu 545 550 555	2583
gca gaa cct cca ttc gga gac agc tac atc atc ata gga gta gag ccg Ala Glu Pro Pro Phe Gly Asp Ser Tyr Ile Ile Ile Gly Val Glu Pro 560 565 570	2631
gga caa ctg aag ctg aac tgg ttt aag aaa gga agc acg ctg ggc aag Gly Gln Leu Lys Leu Asn Trp Phe Lys Lys Gly Ser Thr Leu Gly Lys 575 580 585 590	2679
gcc ttt tca aca act ttg aag gga gct caa aga ctg gca gcg ttg ggc Ala Phe Ser Thr Thr Leu Lys Gly Ala Gln Arg Leu Ala Ala Leu Gly 595 600 605	2727
gac aca gcc tgg gac ttt ggc tct att gga ggg gtc ttc aac tcc ata Asp Thr Ala Trp Asp Phe Gly Ser Ile Gly Gly Val Phe Asn Ser Ile 610 615 620	2775
gga aaa gcc gtt cac caa gtg ttt ggt ggt gcc ttc aga aca ctg ttt Gly Lys Ala Val His Gln Val Phe Gly Gly Ala Phe Arg Thr Leu Phe 625 630 635	2823
ggg gga atg tct tgg atc aca caa ggg cta atg ggt gcc cta ctg ctg Gly Gly Met Ser Trp Ile Thr Gln Gly Leu Met Gly Ala Leu Leu Leu 640 645 650	2871
tgg atg ggc gtc aac gca cga gac cga tca att gct ttg gcc ttc tta Trp Met Gly Val Asn Ala Arg Asp Arg Ser Ile Ala Leu Ala Phe Leu	2919

-continued

655	660	665	670	
gcc aca ggg ggt gtg ctc gtg ttc tta gcg acc aat gtg cat gct				2964
Ala Thr Gly Gly Val Leu Val Phe Leu Ala Thr Asn Val His Ala				
	675	680	685	
taattagttt gagcgccgc tcgagcatgc atctagaggg ccctattcta tagtgtcacc				3024
taaatgctag agctcgtga tcagcctoga ctgtgccttc tagttgccag ccctctgttg				3084
tttgcccttc ccccggtgct tccttgacct tgggaagggtgc cactcccact gtcccttcct				3144
aataaaatga ggaaattgca tcgcattgtc tgagtaggtg tcattctatt ctgggggggtg				3204
gggtggggca ggacagcaag ggggaggatt gggaagacaa tagcaggcat gctggggatg				3264
cgggtgggctc tatggcttct gagcggaata gaaccagctg cattaatgaa tcggccaacg				3324
cgcggggaga ggcggtttgc gtattggggt ctcttcgctg tcctcgtcga ctgactcgt				3384
gcgctcgggtc gttcggctgc ggcgagcgg atcagctcac tcaaggcgg taatacgggt				3444
atccacagaa tcaggggata acgcaggaaa gaacatgtga gcaaaaggcc agcaaaaggc				3504
caggaaaccgt aaaaaggcgg cggtgctggc gtttttccat aggcctccgc cccctgacga				3564
gcacacaaaa aatcgagctc caagtcagag gtggcgaaac ccgacaggac tataaagata				3624
ccaggcggtt cccctggaa gctccctcgt gcgctctcct gttccgacct tgccgcttac				3684
cggatacctg tcgccttttc tcccttcggg aagcgtggcg cttctcaat gctcacgctg				3744
taggtatctc agttcgggtg aggtcgttcg ctccaagctg ggctgtgtgc acgaaccccc				3804
cgttcagccc gaccgctgcg ccttatccgg taactatcgt cttgagtcga acccggtaa				3864
acacgactta tcgccactgg cagcagccac tggtaacagg attagcagag cgaggatatg				3924
aggcggtgct acagagttct tgaagtgggt gcctaactac ggctacacta gaaggacagt				3984
atttggatc tcgcctctgc tgaagccagt taccttcgga aaaagagttg gtagctcttg				4044
atccggcaaa caaacaccg ctggtagcgg tggttttttt gtttgcaagc agcagattac				4104
gcgcagaaaa aaaggtatct aagaagatcc tttgatcttt tctacggggg ctgacgctca				4164
gtggaacgaa aactcacgtt aagggtttt ggtcatgaga ttatcaaaaa ggatcttcac				4224
ctagatcctt ttaaattaaa aatgaagttt taaatcaatc taaagtatat atgagtaaac				4284
ttggtctgac agttaccaat gcttaatcag tgaggcacct atctcagcga tctgtctatt				4344
tcgttcaccc atagttgctt gactcccgtc cgtgtagata actacgatac gggagggtct				4404
accatctggc cccagtgctg caatgatacc gcgagacca cgtcacccg ctcagattt				4464
atcagcaata aaccagccag ccggaagggt cgagcgaga agtggctctg caactttatc				4524
cgctccatc cagtcattta attgttgccg ggaagctaga gtaagtagtt cgccagttaa				4584
tagtttgccg aacgttggtt ccattgctac aggcacgtg gtgtcacgct cgtcgtttgg				4644
tatggcttca ttcagctccg gttcccaacg atcaaggcga gttacatgat ccccatgtt				4704
gtgcaaaaaa gcggtagct ccttcgggtc tccgatcgtt gtcagaagta agttggccgc				4764
agtgttatca ctcattggta tggcagcact gcataattct cttactgtca tgccatccgt				4824
aagatgcttt tctgtgactg gtgagtactc aaccaagtca ttctgagaat agtgtatgcg				4884
gcgaccgagt tgctcttgcc cggcgtcaat acgggataat accgcgccac atagcagaac				4944
tttaaaagt ctcacatttg gaaaacgttc ttcggggcga aaactctcaa ggatcttacc				5004
gctgttgaga tccagttcga tgtaaccac tcgtgcaccc aactgatctt cagcatcttt				5064
tactttcacc agcgtttctg ggtgagcaaa aacaggaagg caaaatgccg caaaaaagg				5124
aataagggtg acacggaaat gttgaatact catactcttc ctttttcaat attattgaag				5184

-continued

catttatcag ggttattgtc tcatgagcgg atacatatTTT gaatgtattt agaaaaataa 5244

acaaataggg gttccgcgca catttccccg aaaagtgccca cctgacgtc 5293

<210> SEQ ID NO 47

<211> LENGTH: 685

<212> TYPE: PRT

<213> ORGANISM: Artificial Sequence

<220> FEATURE:

<223> OTHER INFORMATION: Description of artificial sequence; note =  
synthetic construct

<400> SEQUENCE: 47

Met Gly Lys Arg Ser Ala Gly Ser Ile Met Trp Leu Ala Ser Leu Ala  
1 5 10 15

Val Val Ile Ala Cys Ala Gly Ala Phe His Leu Thr Thr Arg Asn Gly  
20 25 30

Glu Pro His Met Ile Val Ser Arg Gln Glu Lys Gly Lys Ser Leu Leu  
35 40 45

Phe Lys Thr Glu Asp Gly Val Asn Met Cys Thr Leu Met Ala Met Asp  
50 55 60

Leu Gly Glu Leu Cys Glu Asp Thr Ile Thr Tyr Lys Cys Pro Leu Leu  
65 70 75 80

Arg Gln Asn Glu Pro Glu Asp Ile Asp Cys Trp Cys Asn Ser Thr Ser  
85 90 95

Thr Trp Val Thr Tyr Gly Thr Cys Thr Thr Met Gly Glu His Arg Arg  
100 105 110

Glu Lys Arg Ser Val Ala Leu Val Pro His Val Gly Met Gly Leu Glu  
115 120 125

Thr Arg Thr Glu Thr Trp Met Ser Ser Glu Gly Ala Trp Lys His Val  
130 135 140

Gln Arg Ile Glu Thr Trp Ile Leu Arg His Pro Gly Phe Thr Met Met  
145 150 155 160

Ala Ala Ile Leu Ala Tyr Thr Ile Gly Thr Thr His Phe Gln Arg Ala  
165 170 175

Leu Ile Phe Ile Leu Leu Thr Ala Val Thr Pro Ser Met Thr Met Arg  
180 185 190

Cys Ile Gly Met Ser Asn Arg Asp Phe Val Glu Gly Val Ser Gly Gly  
195 200 205

Ser Trp Val Asp Ile Val Leu Glu His Gly Ser Cys Val Thr Thr Met  
210 215 220

Ala Lys Asn Lys Pro Thr Leu Asp Phe Glu Leu Ile Lys Thr Glu Ala  
225 230 235 240

Lys Gln Pro Ala Thr Leu Arg Lys Tyr Cys Ile Glu Ala Lys Leu Thr  
245 250 255

Asn Thr Thr Thr Glu Ser Arg Cys Pro Thr Gln Gly Glu Pro Ser Leu  
260 265 270

Asn Glu Glu Gln Asp Lys Arg Phe Val Cys Lys His Ser Met Val Asp  
275 280 285

Arg Gly Trp Gly Asn Gly Cys Gly Leu Phe Gly Lys Gly Gly Ile Val  
290 295 300

Thr Cys Ala Met Phe Arg Cys Lys Lys Asn Met Glu Gly Lys Val Val  
305 310 315 320

Gln Pro Glu Asn Leu Glu Tyr Thr Ile Val Ile Thr Pro His Ser Gly  
325 330 335



-continued

<210> SEQ ID NO 49  
<211> LENGTH: 40  
<212> TYPE: DNA  
<213> ORGANISM: Artificial Sequence  
<220> FEATURE:  
<223> OTHER INFORMATION: Description of artificial sequence; note =  
synthetic construct

<400> SEQUENCE: 49

tcgagcggcc gctcaactaa ttaggcctgc accatgactc 40

<210> SEQ ID NO 50  
<211> LENGTH: 30  
<212> TYPE: DNA  
<213> ORGANISM: Artificial Sequence  
<220> FEATURE:  
<223> OTHER INFORMATION: Description of artificial sequence; note =  
synthetic construct

<400> SEQUENCE: 50

cttatcgaaa ttaatacgac tcactatagg 30

<210> SEQ ID NO 51  
<211> LENGTH: 25  
<212> TYPE: DNA  
<213> ORGANISM: Artificial Sequence  
<220> FEATURE:  
<223> OTHER INFORMATION: Description of artificial sequence; note =  
synthetic construct

<400> SEQUENCE: 51

atagattgct ccaaacactt ggtgg 25

<210> SEQ ID NO 52  
<211> LENGTH: 24  
<212> TYPE: DNA  
<213> ORGANISM: Artificial Sequence  
<220> FEATURE:  
<223> OTHER INFORMATION: Description of artificial sequence; note =  
synthetic construct

<400> SEQUENCE: 52

actccatagg aaaagccgtt cacc 24

<210> SEQ ID NO 53  
<211> LENGTH: 30  
<212> TYPE: DNA  
<213> ORGANISM: Artificial Sequence  
<220> FEATURE:  
<223> OTHER INFORMATION: Description of artificial sequence; note =  
synthetic construct

<400> SEQUENCE: 53

gcgagctcta gcatttaggt gacactatag 30

<210> SEQ ID NO 54  
<211> LENGTH: 33  
<212> TYPE: DNA  
<213> ORGANISM: Artificial Sequence  
<220> FEATURE:  
<223> OTHER INFORMATION: Description of artificial sequence; note =  
synthetic construct

<400> SEQUENCE: 54

ctccaccaag tgtttggtgg tgccttcaga aca 33

-continued

---

```

<210> SEQ ID NO 55
<211> LENGTH: 11
<212> TYPE: PRT
<213> ORGANISM: Artificial Sequence
<220> FEATURE:
<223> OTHER INFORMATION: Description of artificial sequence; note =
        synthetic construct

```

```

<400> SEQUENCE: 55

```

```

Leu His Gln Val Phe Gly Gly Ala Phe Arg Thr
1           5           10

```

```

<210> SEQ ID NO 56
<211> LENGTH: 30
<212> TYPE: DNA
<213> ORGANISM: Artificial Sequence
<220> FEATURE:
<223> OTHER INFORMATION: Description of artificial sequence; note =
        synthetic construct

```

```

<400> SEQUENCE: 56

```

```

cttatcgaaa ttaatacgac tcactatagg          30

```

```

<210> SEQ ID NO 57
<211> LENGTH: 39
<212> TYPE: DNA
<213> ORGANISM: Artificial Sequence
<220> FEATURE:
<223> OTHER INFORMATION: Description of artificial sequence; note =
        synthetic construct

```

```

<400> SEQUENCE: 57

```

```

gaattcgtct cacttccttt cttaaaccag ttgagcttc          39

```

```

<210> SEQ ID NO 58
<211> LENGTH: 31
<212> TYPE: DNA
<213> ORGANISM: Artificial Sequence
<220> FEATURE:
<223> OTHER INFORMATION: Description of artificial sequence; note =
        synthetic construct

```

```

<400> SEQUENCE: 58

```

```

ggaattcgtc tcggaagcac gctgggcaag g          31

```

```

<210> SEQ ID NO 59
<211> LENGTH: 30
<212> TYPE: DNA
<213> ORGANISM: Artificial Sequence
<220> FEATURE:
<223> OTHER INFORMATION: Description of artificial sequence; note =
        synthetic construct

```

```

<400> SEQUENCE: 59

```

```

gcgagctcta gcatttaggt gacactatag          30

```

```

<210> SEQ ID NO 60
<211> LENGTH: 33
<212> TYPE: DNA
<213> ORGANISM: Artificial Sequence
<220> FEATURE:
<223> OTHER INFORMATION: Description of artificial sequence; note =
        synthetic construct

```

```

<400> SEQUENCE: 60

```

```

aactggttta agaaaggaag cacgctgggc gcc          33

```

-continued

<210> SEQ ID NO 61  
 <211> LENGTH: 11  
 <212> TYPE: PRT  
 <213> ORGANISM: Artificial Sequence  
 <220> FEATURE:  
 <223> OTHER INFORMATION: Description of artificial sequence; note =  
 synthetic construct

<400> SEQUENCE: 61

Asn Trp Lys Lys Gly Ser Thr Leu Gly Lys Ala  
 1 5 10

What is claimed is:

1. A method of detecting a flavivirus antibody in a sample, comprising:
  - (a) contacting the sample with a flavivirus antigen, which flavivirus antigen is an immunogenic flavivirus antigen produced by expressing a transcriptional unit encoding a Japanese encephalitis virus (JEV) signal sequence and an immunogenic flavivirus antigen of a flavivirus other than JEV, wherein the transcriptional unit directs the synthesis of the immunogenic flavivirus antigen, under conditions whereby an antigen/antibody complex can form; and
  - (b) detecting an increase in antigen/antibody complex formation in the sample relative to a negative control, thereby detecting a flavivirus antibody in the sample.
2. The method of claim 1, wherein the sample is obtained from a subject.
3. The method of claim 1, wherein the transcriptional unit encodes an engineered JEV signal sequence.
4. The method of claim 3, wherein the engineered JEV signal sequence comprises SEQ ID NO:14.
5. The method of claim 1, wherein the immunogenic flavivirus antigen of a flavivirus other than JEV is of a flavivirus selected from the group consisting of yellow fever virus, dengue serotype 1 virus, dengue serotype 2 virus, dengue serotype 3 virus, dengue serotype 4 virus, St. Louis encephalitis virus, Powassan virus and West Nile virus.
6. The method of claim 1, wherein the immunogenic flavivirus antigen of a flavivirus other than JEV is selected from the group consisting of an M protein of a flavivirus, an E protein of a flavivirus, both an M protein and an E protein of a flavivirus, a portion of an M protein of flavivirus, a portion of an E protein of a flavivirus and both a portion of an M protein of a flavivirus and a portion of an E protein of a flavivirus or any combination thereof.
7. The method of claim 6, wherein the immunogenic flavivirus antigen of a flavivirus other than JEV is both the M protein and the E protein of a flavivirus.
8. The method of claim 1, wherein the transcriptional unit comprises a control sequence disposed appropriately such that it operably controls the synthesis of the immunogenic flavivirus antigen.
9. The method of claim 8, wherein the control sequence is the cytomegalovirus immediate early promoter.
10. The method of claim 1, comprising a Kozak consensus sequence located at a translational start site for a polypeptide comprising the immunogenic flavivirus antigen encoded by the transcriptional unit.
11. The method of claim 1, wherein the transcriptional unit comprises a poly-A terminator.
12. The method of claim 1, wherein the sample is a fluid sample or a tissue sample.
13. The method of claim 12, wherein the fluid sample comprises at least one of cerebrospinal fluid, blood, bile, plasma, serum, saliva, urine, sputum and mucus.
14. The method of claim 1, wherein the sample is contacted with the flavivirus antigen in an immunofluorescence assay (IFA), an enzyme linked immunosorbent assay (ELISA), an immunoblotting assay or a microagglutination assay.
15. The method of claim 1, further comprising contacting the antigen/antibody complex with a monoclonal antibody specific for at least one flavivirus.
16. The method of claim 1, wherein the flavivirus antigen is bound to a substrate.
17. The method of claim 1, wherein the sample is at least partially purified prior to contacting with the flavivirus antigen.
18. The method of claim 3, wherein the engineered JEV signal sequence comprises SEQ ID NO:27.
19. A method of detecting a flavivirus antibody in a sample, comprising:
  - (a) contacting the sample with a flavivirus antigen, which flavivirus antigen is an immunogenic flavivirus antigen produced by expressing a transcriptional unit encoding an engineered Japanese encephalitis virus (JEV) signal sequence comprising SEQ ID NO: 14, and an immunogenic flavivirus antigen comprising an M protein and an E protein of a flavivirus selected from the group consisting of yellow fever virus, dengue serotype 1 virus, dengue serotype 2 virus, dengue serotype 3 virus, dengue serotype 4 virus, St. Louis encephalitis virus, Powassan virus and West Nile virus, wherein the transcriptional unit directs the synthesis of the immunogenic flavivirus antigen, under conditions whereby an antigen/antibody complex can form; and
  - (b) detecting an increase in antigen/antibody complex formation in the sample relative to a negative control, thereby detecting a flavivirus antibody in the sample.
20. A method of detecting a flavivirus antibody in a sample, comprising:
  - (a) contacting the sample with a flavivirus antigen, which flavivirus antigen is an immunogenic flavivirus antigen produced by expressing a transcriptional unit encoding an engineered Japanese encephalitis virus (JEV) signal sequence comprising SEQ ID NO: 27, and an immunogenic flavivirus antigen comprising an M pro-

159

tein and an E protein of a flavivirus selected from the group consisting of yellow fever virus, dengue serotype 1 virus, dengue serotype 2 virus, dengue serotype 3 virus, dengue serotype 4 virus, St. Louis encephalitis virus, Powassan virus and West Nile virus, wherein the transcriptional unit directs the synthesis of the immuno-  
genic flavivirus antigen, 5

160

under conditions whereby an antigen/antibody complex can form; and  
(b) detecting an increase in antigen/antibody complex formation in the sample relative to a negative control, thereby detecting a flavivirus antibody in the sample.

\* \* \* \* \*



UNITED STATES PATENT AND TRADEMARK OFFICE  
**CERTIFICATE OF CORRECTION**

PATENT NO. : 7,521,177 B2  
APPLICATION NO. : 11/424127  
DATED : April 21, 2009  
INVENTOR(S) : Gwong-Jen J. Chang

Page 1 of 1

It is certified that error appears in the above-identified patent and that said Letters Patent is hereby corrected as shown below:

Title page, in Other Publications (Item (56)):

On Page 1, under Davis, B.S., *et al.*: "be use in" should read --be used in--

Column 19, lines 47-48: "Briefly, sample" should read --Briefly, a sample--

Column 29, line 10: "Martinet al.," should read --Martin *et al.*,--


Column 35, line 10: "pCDNAS" should read --pCDNA3--

Column 35, line 16: "pCDNAS" should read --pCDNA3--

Column 35, line 18: "Cells ere trypsinized" should read --Cells were trypsinized--

Signed and Sealed this

Twenty-second Day of December, 2009

A handwritten signature in black ink that reads "David J. Kappos". The signature is written in a cursive, flowing style with a large initial 'D' and 'K'.

David J. Kappos  
*Director of the United States Patent and Trademark Office*

专利名称(译)	使用包含日本脑炎 ( JEV ) 信号序列的重组抗原的黄病毒检测方法		
公开(公告)号	<a href="#">US7521177</a>	公开(公告)日	2009-04-21
申请号	US11/424127	申请日	2006-06-14
[标]申请(专利权)人(译)	美利坚合众国官立为代表由健康的人性化服务DEPT的美国证券交易委员会		
申请(专利权)人(译)	官立.美利坚合众国为代表BY THE DEPT的秘书.卫生服务人性化 , 疾病预防控制中心和预防		
当前申请(专利权)人(译)	美洲的美国为代表的卫生和人类服务部		
[标]发明人	CHANG GWONG JEN J		
发明人	CHANG, GWONG-JEN J.		
IPC分类号	C12Q1/70 A61K39/12 G01N33/53 A61K39/295 C12N15/09 A61K31/711 A61K39/00 A61K48/00 A61P31/14 C07K14/18 C07K16/10 C12N1/15 C12N1/19 C12N1/21 C12N5/10 C12N15/40 G01N33/569		
CPC分类号	A61K39/12 C07K14/005 C07K16/1081 C12Q1/701 G01N33/56983 A61K48/00 A61K2039/53 C07K2319/02 C12N2770/24134 C12N2770/24122 G01N2333/18 A61K2039/70 C12N2770/24022 Y02A50/386 Y02A50/388 Y02A50/39 Y02A50/394 Y02A50/53 Y02A50/60		
优先权	09/826115 2007-06-05 US PCT/US1999/012298 1999-06-03 WO 60/087908 1998-06-04 US		
其他公开文献	US20070166701A1		
外部链接	<a href="#">Espacenet</a> <a href="#">USPTO</a>		

#### 摘要(译)

本发明包括含有转录单元的分离的核酸，所述转录单元编码一种黄病毒的信号序列和第二种黄病毒的免疫原性黄病毒抗原。本发明还包括核酸和蛋白质疫苗以及该疫苗用于免疫受试者抗黄病毒感染的用途。本发明还提供了由本发明的核酸编码的抗原，响应于抗原引发的抗体以及抗原和/或抗体在检测黄病毒或诊断黄病毒感染中的用途。

