



US008158360B2

(12) **United States Patent**
Heise et al.

(10) **Patent No.:** **US 8,158,360 B2**
(45) **Date of Patent:** **Apr. 17, 2012**

(54) **EFFECTS OF INHIBITORS OF FGFR3 ON GENE TRANSCRIPTION**

(75) Inventors: **Carla Heise**, Benicia, CA (US); **Esther Masih-Khan**, Ontario (CA); **Edward Moler**, Walnut Creek, CA (US); **Michael Rowe**, Oakland, CA (US); **Keith Stewart**, Scottsdale, AZ (US); **Suzanne Trudel**, Ontario (CA)

(73) Assignee: **Novartis AG**, Basel (CH)

(*) Notice: Subject to any disclaimer, the term of this patent is extended or adjusted under 35 U.S.C. 154(b) by 533 days.

(21) Appl. No.: **12/096,222**

(22) PCT Filed: **Dec. 7, 2006**

(86) PCT No.: **PCT/US2006/061766**

§ 371 (c)(1),
(2), (4) Date: **Jun. 19, 2008**

(87) PCT Pub. No.: **WO2007/067968**

PCT Pub. Date: **Jun. 14, 2007**

(65) **Prior Publication Data**

US 2009/0048266 A1 Feb. 19, 2009

Related U.S. Application Data

(60) Provisional application No. 60/748,944, filed on Dec. 8, 2005.

(51) **Int. Cl.**
C12Q 1/68 (2006.01)
G01N 33/53 (2006.01)

(52) **U.S. Cl.** **435/6.14; 435/7.1**

(58) **Field of Classification Search** None
See application file for complete search history.

(56) **References Cited**

OTHER PUBLICATIONS

Masih-Kham E. et al: "Macrophage inflammatory protein (MIP)-alpha (CCL3) is a downstream target of FGFR3 and RAS signaling in multiple myeloma", Blood, vol. 106, No. 11, Part 1, Nov. 2005, pp.

76A-77A, & 47th Annual meeting of the American-Society-of-Hematology; Atlanta, GA, USA; Dec. 10-13, 2005 ISSN: 0006-4971 abstract.

Paterson J.L. et al.: "Preclinical studies of fibroblast growth factor receptor 3 as a therapeutic target in multiple myeloma", British Journal of Haematology, vol. 124, No. 5, Mar. 2004, pp. 595-603, XP002429018, ISSN: 0007-1048, abstract; figures 1-8.

Grand E.K. et al.: "Targeting FGFR3 in multiple myeloma: inhibition of t(4;14)-positive cells by SU5402 and PD173074", Leukemia (Basingstoke), vol. 18, No. 5, May 2004, pp. 962-966, XP00249019, ISSN: 0887-6924.

Trudel S. et al.: "CHIR-258, a novel, multitargeted tyrosine kinase inhibitor for the potential treatment of t(4;14) multiple myeloma", Blood Apr. 1, 2005, vol. 105, No. 7, pp. 2941-2948, XP002429020, ISSN: 0006-4971.

Keegan K. et al.: "Isolation of an additional member of the fibroblast growth factor receptor family, FGFR-3", Proceedings of the national Academy of Sciences of USA, National Academy of Science, Washington, DC, US, vol. 88, Feb. 1991, pp. 1095-1099, XP002071229, ISSN: 0027-8424.

Claudio J.O., et al.: "A molecular compendium of genes expressed in multiple myeloma", Blood, W.B. Saunders Company, Orlando, FL, US, vol. 100, No. 6, Sep. 15, 2002, pp. 2175-2186, XP008038999, USSN: 0006-4971, abstract.

Chang H. et al.: "immunohistochemistry accurately predicts FGFR3 aberrant expression and t(4;14) in multiple myeloma", Blood, vol. 106, No. 1, Jul. 2005, pp. 353-355, 345, XP002429021, ISSN: 0006-4971.

Lee, S.H. et al. "In vivo Target Modulation and Biological Activity of CHIR-258, a Multitargeted Growth Factor Receptor Kinase Inhibitor, in Colon Cancer Models", Clinical Cancer Research, 2005. vol. 11, No. 10 (May), pp. 3633-3641.

Lopes De Menezes, D.E. et al. "CHIR-258: A Potent Inhibitor of FLT3 Kinase in Experimental Tumor Xenograft Models of Human Acute Myelogenous Leukemia", Clinical Cancer Research. 2005, vol. 11, No. 14 (Jul.), pp. 5281-5291.

Serveiev P. V., "Brief Course in Molecular Pharmacology", Ministry of Health of the Russian Soviet Federative Socialist Republic No. 1 Pirogov 2nd Moscow Medical Institute, p. 10, 1975.

Kholodov L.E. et al., Clinical Pharmacokinetics Textbook, Moscow "Meditsina" [Medicine], pp. 83-98, 134-138, 160, 378-380, 1985.

Primary Examiner — James Martinell

(74) *Attorney, Agent, or Firm* — Cozette M McAvoy

(57) **ABSTRACT**

Methods of utilizing biomarkers to identify patients for treatment or to monitor response to treatment are taught herein. Alterations in levels of gene expression of the biomarkers, particularly in response to FGFR3 inhibition, are measured and identifications or adjustments may be made accordingly.

34 Claims, No Drawings

EFFECTS OF INHIBITORS OF FGFR3 ON GENE TRANSCRIPTION

This application claims benefit of U.S. Provisional Application No. 60/748,944, filed Dec. 8, 2005, which in its entirety is herein incorporated by reference.

BACKGROUND OF THE INVENTION

The present invention relates generally to the field of pharmacogenomics and in particular to the use of biomarkers for identifying patients suitable for treatment as well as to methods of following their response to methods of treatment.

An effort to understand an individual patient's response or disease progression is the topic of present day research. Indeed, the field of pharmacogenomics or pharmacogenetics utilizes genomic data, pharmacology, and medicine, and often relies on advanced research tools to correlate genetic variability to one or more of predisposition to a disease and/or its progression, as well as therapeutic response to a drug or therapeutic regimen. Typically, multiple genes are analyzed simultaneously in a large-scale, genome-wide approach.

Proliferative cell disorders such as cancers usually develop through the accumulation of a series of mutations in the patient's DNA within a subpopulation of cells. These mutations may confer a survival advantage on the cells that causes them to grow and spread in an uncontrolled manner that is deleterious to the surrounding tissues. The particular set of mutations may be unique to an individual patient's tumor. Cancers of the same tissue or organ in different individuals may have originated from different sets of mutations, though certain mutations may be prevalent among particular cancer types. The characteristic set of mutations will determine how the cancer cells behave, and in particular, their likelihood of response to a given therapeutic regimen.

One may characterize the genetic alterations in a tumor by using advanced research tools that measure the genetic sequence of the tumor's DNA, or the RNA or proteins that are the expression of the altered DNA. It is a goal of current research to identify characteristics of an individual's tumor that are predictive of the likelihood of that tumor's response to various therapeutic treatments. Thus, one or more genes would be identified where presence of particular genetic mutations in the DNA, or their levels of expression, either as RNA transcripts or as proteins, or a combination of these factors, would be predictive of the likelihood that a particular treatment would affect the tumor in a manner that would be beneficial to the patient.

One main purpose is to determine which variations in individuals or subpopulations, associated with their genetics or the genetic characteristics of their disease, factor into drug efficacy and to create suitable tests, including diagnostic tests. Drugs that are tailored for patients with a particular genetic sequence, or for diseases characterized by particular genetic alterations, may thus be produced. The tests may also be used to guide treatment decisions, such as which drug or drug combination is mostly likely to be beneficial to the patient, and what dosing and schedule is most appropriate. Diagnostic tests and genetic profiling will help avoid the expense and the potentially detrimental trial-and-error approach to the suitability of a particular treatment regimen or a particular dosage level.

While the era of customized drugs may be coming, methods that utilize genetic information to identify specific individuals or subgroups for a particular type of treatment or optimization of a treatment may be immediately put to use today.

An individual's response to a particular treatment or predisposition to disease and the correlation to a particular gene of interest has been documented. It is now believed that cancer chemotherapy is limited by the predisposition of specific populations to drug toxicity or poor drug response. For a review of the use of germline polymorphisms in clinical oncology, see Lenz, H.-J. (2004) *J. Clin. Oncol.* 22(13):2519-2521. For a review of pharmacogenetic and pharmacogenomics in therapeutic antibody development for the treatment of cancer, see Yan and Beckman (2005) *Biotechniques* 39:565-568.

Results from numerous studies suggest several genes may play a major role in the principal pathways of cancer progression and recurrence, and that the corresponding germ-line polymorphisms may lead to significant differences at transcriptional and/or translational levels. Polymorphism has been linked to cancer susceptibility (oncogenes, tumor suppressor genes, and genes of enzymes involved in metabolic pathways) of individuals. In patients younger than 35 years, several markers for increased cancer risk have been identified. Cytochrome P4501A1 and glutathione S-transferase M1 genotypes influence the risk of developing prostate cancer in younger patients. Similarly, mutations in the tumor suppressor gene, p53, are associated with brain tumors in young adults.

This approach may be extended to mutations that are specific to cancer cells, and not otherwise found in the patient's genome. For instance, it has been demonstrated clinically in patients with gastrointestinal stromal tumors (GIST) treated with the drug Gleevec (imatinib mesylate; Novartis) that particular activating mutations in the genes KIT and PDGFA are linked to higher response rates to the drug, see *J Clin Oncol.* 2003 Dec. 1; 21(23):4342-9.

By measuring changes in gene expression of cancer cell lines induced by treatment with a particular therapeutic agent, one may characterize the cells' response to that agent. This approach provides insight into the mechanism of the drug, including what biological processes or pathways it impacts. Such information can help guide the treatment of patients, by providing expectations as to which genes will change in response to treatment. An assay of those genes from a sample collected from a patient post-treatment could then be used to determine whether the drug was having the intended effect, and by extension, whether the dose or schedule should be altered, or the regimen discontinued. This approach would improve efficacy by ensuring that patients receive the most appropriate treatment.

SUMMARY OF THE INVENTION

One embodiment of the invention relates to a method of identifying a patient for treatment. The method may optionally include an administration of an FGFR3 inhibitor to the patient prior to measurement of gene expression on a sample obtained from the patient. The gene expression analysis is intended to detect the presence and/or alteration in level of expression of biomarkers disclosed herein. Notable detection or alteration in the levels compared to baseline levels is indicative of the candidacy of the patient for treatment.

Another embodiment of the invention comprises a method of monitoring response of a patient to treatment. The method may include the step of administration of an FGFR3 inhibitor to the patient prior to measurement of gene expression on a sample obtained from the patient. Alternatively, monitoring may be conducted on a sample obtained from a patient who has previously been treated so that an administration step by one practicing the method of monitoring response is not

required. Detection of an alteration in the level of expression of at least one biomarker compared to baseline is indicative of a favorable response of the patient to the treatment.

Another aspect of the invention is a method of utilizing a biomarker in treatment of a patient. An FGFR3 inhibitor may be administered and gene expression level of one or more biomarkers tested. Thereafter, the same or a different inhibitor may be administered in the treatment.

Yet another aspect of the invention is a method of treatment for multiple myeloma. The method utilizes an agent that alters the level of expression of one or more of the identified biomarkers.

A method of adjusting a dosage amount of an inhibitor of FGFR3 for treatment of a cell proliferative disorder in a patient is also taught herein. The method comprises administering an initial amount of the inhibitor of FGFR3 to the patient, monitoring gene expression on a sample from the patient for at least one of the identified biomarkers and adjusting the dosage amount for subsequent administration to the patient, depending on the level of expression of the biomarker or biomarkers that has occurred upon administration of the initial amount.

A further embodiment of the invention is a method of utilizing a biomarker to identify an FGFR3 inhibitory compound for potential treatment or further development.

DETAILED DESCRIPTION OF THE PREFERRED EMBODIMENTS

The invention is an example of translational medicine at work, wherein patients may be treated selectively based on their particular genetic profile.

Definitions and Techniques

The practice of the present invention will employ, unless otherwise indicated, conventional techniques of immunology, molecular biology, microbiology, cell biology and recombinant DNA, which are within the skill of the art. See e.g., Sambrook, Fritsch and Maniatis, *MOLECULAR CLONING: A LABORATORY MANUAL*, 2nd edition (1989); *CURRENT PROTOCOLS IN MOLECULAR BIOLOGY* (F. M. Ausubel et al. eds., (1987)); the series *METHODS IN ENZYMOLOGY* (Academic Press, Inc.); *PCR 2: A PRACTICAL APPROACH* (M. J. MacPherson, B. D. Hames and G. R. Taylor eds. (1995)), Harlow and Lane, eds. (1988) *ANTIBODIES, A LABORATORY MANUAL* and *ANIMAL CELL CULTURE* (R. I. Freshney, ed. (1987)).

As used herein, certain terms have the following defined meanings.

As used in the specification and claims, the singular form “a”, “an” and “the” include plural references unless the context clearly dictates otherwise. For example, the term “a cell” includes a plurality of cells, including mixtures thereof.

All numerical designations, e.g., pH, temperature, time, concentration, and molecular weight, including ranges, are approximations which are varied (+) or (–) by increments of 0.1. It is to be understood, although not always explicitly stated that all numerical designations are preceded by the term “about”. It also is to be understood, although not always explicitly stated, that the reagents described herein are merely exemplary and that equivalents of such are known in the art.

The terms “polynucleotide” and “oligonucleotide” are used interchangeably and refer to a polymeric form of nucleotides of any length, either deoxyribonucleotides or ribonucleotides or analogs thereof. Polynucleotides can have any three-dimensional structure and may perform any function,

known or unknown. The following are non-limiting examples of polynucleotides: a gene or gene fragment (for example, a probe, primer, EST or SAGE tag), exons, introns, messenger RNA (mRNA), transfer RNA, ribosomal RNA, ribozymes, cDNA, recombinant polynucleotides, branched polynucleotides, plasmids, vectors, isolated DNA of any sequence, isolated RNA of any sequence, nucleic acid probes, and primers. A polynucleotide can comprise modified nucleotides, such as methylated nucleotides and nucleotide analogs. If present, modifications to the nucleotide structure can be imparted before or after assembly of the polymer. The sequence of nucleotides can be interrupted by non-nucleotide components. A polynucleotide can be further modified after polymerization, such as by conjugation with a labeling component. The term also refers to both double- and single-stranded molecules. Unless otherwise specified or required, any embodiment of this invention that is a polynucleotide encompasses both the double-stranded form and each of two complementary single-stranded forms known or predicted to make up the double-stranded form.

A polynucleotide is composed of a specific sequence of four nucleotide bases: adenine (A); cytosine (C); guanine (G); thymine (T); and uracil (U) for guanine when the polynucleotide is RNA. Thus, the term “polynucleotide sequence” is the alphabetical representation of a polynucleotide molecule. This alphabetical representation can be input into databases in a computer having a central processing unit and used for bioinformatics applications such as functional genomics and homology searching.

A “gene” refers to a polynucleotide containing at least one open reading frame (ORF) that is capable of encoding a particular polypeptide or protein after being transcribed and translated. A polynucleotide sequence may be used to identify larger fragments or full-length coding sequences of the gene with which they are associated. Methods of isolating larger fragment sequences are known to those of skill in the art.

A “gene product” or alternatively a “gene expression product” refers to the amino acid (e.g., peptide or polypeptide) generated when a gene is transcribed and translated.

The term “polypeptide” is used interchangeably with the term “protein” and in its broadest sense refers to a compound of two or more subunit amino acids, amino acid analogs, or peptidomimetics. The subunits may be linked by peptide bonds. In another embodiment, the subunit may be linked by other bonds, e.g., ester, ether, etc.

As used herein the term “amino acid” refers to either natural and/or unnatural or synthetic amino acids, and both the D and L optical isomers, amino acid analogs, and peptidomimetics.

A peptide of three or more amino acids is commonly called an oligopeptide if the peptide chain is short. If the peptide chain is long, the peptide is commonly called a polypeptide or a protein.

As used herein, the term “comprising” is intended to mean that the methods include the recited elements, but do not exclude others. “Consisting essentially of” when used to define compositions and methods, shall mean excluding other elements of any essential significance to the combination. Thus, for example, a composition consisting essentially of elements as listed would not exclude trace contaminants from the isolation and purification method and pharmaceutically acceptable carriers, such as phosphate buffered saline, preservatives and the like. “Consisting of” shall mean excluding more than trace elements of other ingredients and substantial method steps of this invention. Embodiments defined by each of these transition terms are within the scope of this invention.

The term "isolated" means separated from constituents, cellular and otherwise, in which the polynucleotide, peptide, polypeptide, protein, antibody or fragment(s) thereof, are normally associated within nature. In one aspect of this invention, an isolated polynucleotide is separated from the 3' and 5' contiguous nucleotides with which it is normally associated within its native or natural environment, e.g., on the chromosome. As is apparent to those of skill in the art, a non-naturally occurring polynucleotide, peptide, polypeptide, protein, antibody, or fragment(s) thereof, does not require "isolation" to distinguish it from its naturally occurring counterpart. In addition, a "concentrated", "separated" or "diluted" polynucleotide, peptide, polypeptide, protein, antibody or fragment(s) thereof, is distinguishable from its naturally occurring counterpart in that the concentration or number of molecules per volume is greater in a "concentrated" version or less than in a "separated" version than that of its naturally occurring counterpart. A polynucleotide, peptide, polypeptide, protein, antibody, or fragment(s) thereof, which differs from the naturally occurring counterpart in its primary sequence or, for example, by its glycosylation pattern, need not be present in its isolated form since it is distinguishable from its naturally occurring counterpart by its primary sequence or, alternatively, by another characteristic such as glycosylation pattern. Thus, a non-naturally occurring polynucleotide is provided as a separate embodiment from the isolated naturally occurring polynucleotide. A protein produced in a bacterial cell is provided as a separate embodiment from the naturally occurring protein isolated from a eukaryotic cell in which it is produced in nature.

A "probe" when used in the context of polynucleotide manipulation refers to an oligonucleotide that is provided as a reagent to detect a target potentially present in a sample of interest by hybridizing with the target. Usually, a probe will comprise a label or a means by which a label can be attached, either before or subsequent to the hybridization reaction. Suitable labels include, but are not limited to radioisotopes, fluorochromes, chemiluminescent compounds, dyes, and proteins, including enzymes.

A "primer" is a short polynucleotide, generally with a free 3'-OH group that binds to a target or "template" potentially present in a sample of interest by hybridizing with the target, and thereafter promoting polymerization of a polynucleotide complementary to the target. A "polymerase chain reactor" ("PCR") is a reaction in which replicate copies are made of a target polynucleotide using a "pair of primers" or a "set of primers" consisting of an "upstream" and a "downstream" primer, and a catalyst of polymerization, such as a DNA polymerase, and typically a thermally-stable polymerase enzyme. Methods for PCR are well known in the art, and taught, for example in "PCR: A PRACTICAL APPROACH" (M. MacPherson et al, IRL Press at Oxford University Press (1991)). All processes of producing replicate copies of a polynucleotide, such as PCR or gene cloning, are collectively referred to herein as "replication." A primer can also be used as a probe in hybridization reactions, such as Southern or Northern blot analyses. Sambrook et al., supra.

As used herein, "expression" refers to the process by which polynucleotides are transcribed into mRNA and/or the process by which the transcribed mRNA is subsequently translated into peptides, polypeptides or proteins. If the polynucleotide is derived from genomic DNA, expression may include splicing of the mRNA in a eukaryotic cell. "Differentially expressed" as applied to a gene, refers to the differential production of the mRNA transcribed and/or translated from the gene or the protein product encoded by the gene. A differentially expressed gene may be overexpressed or underex-

pressed as compared to the expression level of a normal or control cell. However, as used herein overexpression generally is at least 1.25 fold or, alternatively, at least 1.5 fold or, alternatively, at least 2 fold expression, or alternatively, at least 4 fold expression over that detected in a normal or healthy counterpart cell or tissue. The term "differentially expressed" also refers to nucleotide sequences in a cell or tissue which are expressed where silent in a control cell or not expressed where expressed in a control cell.

A high expression level of the gene may occur because of over expression of the gene or an increase in gene copy number. The gene may also be translated into more protein because of deregulation of a negative regulator.

A "gene expression profile" refers to a pattern of expression of a set of genes that recurs in multiple samples and reflects a property shared by those samples, such as tissue type, response to a particular treatment, or activation of a particular biological process or pathway in the cells. Furthermore, a gene expression profile differentiates between samples that share that common property and those that do not with better accuracy than would likely be achieved by assigning the samples to the two groups at random. A gene expression profile may be used to predict whether samples of unknown status share that common property or not. Some variation between the levels of the individual genes of the set and the typical profile is to be expected, but the overall similarity of the expression levels to the typical profile is such that it is statistically unlikely that the similarity would be observed by chance in samples not sharing the common property that the expression profile reflects.

An expression "database" denotes a set of stored data that represent a collection of sequences, which in turn represent a collection of biological reference materials.

The term "cDNAs" refers to complementary DNA, i.e. mRNA molecules present in a cell or organism made into cDNA with an enzyme such as reverse transcriptase. A "cDNA library" is a collection of all of the mRNA molecules present in a cell or organism, all turned into cDNA molecules with the enzyme reverse transcriptase, then inserted into "vectors" (other DNA molecules that can continue to replicate after addition of foreign DNA). Exemplary vectors for libraries include bacteriophage (also known as "phage"), viruses that infect bacteria, for example, lambda phage. The library can then be probed for the specific cDNA (and thus mRNA) of interest.

As used herein, "solid phase support" or "solid support", used interchangeably, is not limited to a specific type of support. Rather a large number of supports are available and are known to one of ordinary skill in the art. Solid phase supports include silica gels, resins, derivatized plastic films, glass beads, cotton, plastic beads, alumina gels, microarrays, and chips. As used herein, "solid support" also includes synthetic antigen-presenting matrices, cells, and liposomes. A suitable solid phase support may be selected on the basis of desired end use and suitability for various protocols. For example, for peptide synthesis, solid phase support may refer to resins such as polystyrene (e.g., PAM-resin obtained from Bachem Inc., Peninsula Laboratories, etc.), POLYHIPE® resin (obtained from Aminotech, Canada), polyamide resin (obtained from Peninsula Laboratories), polystyrene resin grafted with polyethylene glycol (TentaGel®, Rapp Polymere, Tubingen, Germany), or polydimethylacrylamide resin (obtained from Milligen/Bioscarch, California).

A polynucleotide also can be attached to a solid support for use in high throughput screening assays. PCT WO 97/10365, for example, discloses the construction of high density oligonucleotide chips. See also, U.S. Pat. Nos. 5,405,783; 5,412,

087; and 5,445,934. Using this method, the probes are synthesized on a derivatized glass surface to form chip arrays. Photoprotected nucleoside phosphoramidites are coupled to the glass surface, selectively deprotected by photolysis through a photo litho graphic mask and reacted with a second protected nucleoside phosphoramidite. The coupling/deprotection process is repeated until the desired probe is complete.

As an example, transcriptional activity may be assessed by measuring levels of messenger RNA using a gene chip such as the Affymetrix HG-U133-Plus-2 GeneChips. High-throughput, real-time quantitation of RNA (of hundreds of genes simultaneously) thus becomes possible in a reproducible system.

"Hybridization" refers to a reaction in which one or more polynucleotides react to form a complex that is stabilized via hydrogen bonding between the bases of the nucleotide residues. The hydrogen bonding may occur by Watson-Crick base pairing, Hoogsteen binding or in any other sequence-specific manner. The complex may comprise two strands forming a duplex structure, three or more strands forming a multi-stranded complex, a single self-hybridizing strand, or any combination of these. A hybridization reaction may constitute a step in a more extensive process, such as the initiation of a PCR reaction or the enzymatic cleavage of a polynucleotide by a ribozyme.

Hybridization reactions can be performed under conditions of different "stringency". In general, a low stringency hybridization reaction is carried out at about 40° C. in 10×SSC or a solution of equivalent ionic strength/temperature. A moderate stringency hybridization is typically performed at about 50° C. in 6×SSC, and a high stringency hybridization reaction is generally performed at about 60° C. in 1×SSC.

When hybridization occurs in an antiparallel configuration between two single-stranded polynucleotides, the reaction is called "annealing" and those polynucleotides are described as "complementary". A double-stranded polynucleotide can be "complementary" or "homologous" to another polynucleotide, if hybridization can occur between one of the strands of the first polynucleotide and the second. "Complementarity" or "homology" (the degree that one polynucleotide is complementary with another) is quantifiable in terms of the proportion of bases in opposing strands that are expected to form hydrogen bonding with each other, according to generally accepted base-pairing rules.

A polynucleotide or polynucleotide region (or a polypeptide or polypeptide region) has a certain percentage (for example, 80%, 85%, 90%, or 95%) of "sequence identity" to another sequence means that, when aligned, that percentage of bases (or amino acids) are the same in comparing the two sequences. This alignment and the percent homology or sequence identity can be determined using software programs known in the art, for example those described in CURRENT PROTOCOLS IN MOLECULAR BIOLOGY (F. M. Ausubel et al., eds., 1987) Supplement 30, section 7.7.18, Table 7.7.1. Preferably, default parameters are used for alignment. A preferred alignment program is BLAST, using default parameters. In particular, preferred programs are BLASTN and BLASTP, using the following default parameters: Genetic code=standard; filter=none; strand=both; cutoff=50; expect=10; Matrix=BLOSUM62; Descriptions=non-redundant, GenBank+EMBL+DDBJ+PDB+GenBank CDS translations+SwissProtein+SPupdate+PIR. Details of these programs can be found at the following Internet address: www.ncbi.nlm.nih.gov/cgi-bin/BLAST.

The term "cell proliferative disorders" shall include dysregulation of normal physiological function characterized by

abnormal cell growth and/or division or loss of function. Examples of "cell proliferative disorders" includes but is not limited to hyperplasia, neoplasia, metaplasia, and various autoimmune disorders, e.g., those characterized by the dysregulation of T cell apoptosis.

Hyperplasia is a form of controlled cell proliferation involving an increase in cell number in a tissue or organ, without significant alteration in structure or function. Metaplasia is a form of controlled cell growth in which one type of fully differentiated cell substitutes for another type of differentiated cell. Metaplasia can occur in epithelial or connective tissue cells. Atypical metaplasia involves a somewhat disorderly metaplastic epithelium.

As used herein, the terms "neoplastic cells," "neoplastic disease," "neoplasia," "tumor," "tumor cells," "cancer," and "cancer cells," (used interchangeably) refer to cells which exhibit relatively autonomous growth, so that they exhibit an aberrant growth phenotype characterized by a significant loss of control of cell proliferation (i.e., dc-regulated cell division). Neoplastic cells can be malignant or benign. A metastatic cell or tissue means that the cell can invade and destroy neighboring body structures.

"Suppressing" tumor growth indicates a growth state that is curtailed when compared to growth without contact with educated, antigen-specific immune effector cells. Tumor cell growth can be assessed by any means known in the art, including, but not limited to, measuring tumor size, determining whether tumor cells are proliferating using a ³H-thymidine incorporation assay or counting tumor cells. "Suppressing" tumor cell growth means any or all of the following states: slowing, delaying and stopping tumor growth, as well as tumor shrinkage.

A "composition" is also intended to encompass a combination of active agent and another carrier, e.g., compound or composition, inert (for example, a detectable agent or label) or active, such as an adjuvant, diluent, binder, stabilizer, buffers, salts, lipophilic solvents, preservative, adjuvant or the like. Carriers also include pharmaceutical excipients and additives proteins, peptides, amino acids, lipids, and carbohydrates (e.g., sugars, including monosaccharides, di-, tri-, tetra-, and oligosaccharides; derivatized sugars such as alditols, aldonic acids, esterified sugars and the like; and polysaccharides or sugar polymers), which can be present singly or in combination, comprising alone or in combination 1-99.99% by weight or volume. Exemplary protein excipients include serum albumin such as human serum albumin (HSA), recombinant human albumin (rHA), gelatin, casein, and the like. Representative amino acid/antibody components, which can also function in a buffering capacity, include alanine, glycine, arginine, betaine, histidine, glutamic acid, aspartic acid, cysteine, lysine, leucine, isoleucine, valine, methionine, phenylalanine, aspartame, and the like. Carbohydrate excipients are also intended within the scope of this invention, examples of which include but are not limited to monosaccharides such as fructose, maltose, galactose, glucose, D-mannose, sorbose, and the like; disaccharides, such as lactose, sucrose, trehalose, cellobiose, and the like; polysaccharides, such as raffinose, melezitose, maltodextrins, dextrans, starches, and the like; and alditols, such as mannitol, xylitol, maltitol, lactitol, xylitol sorbitol (glucitol) and myoinositol.

The term carrier further includes a buffer or a pH adjusting agent; typically, the buffer is a salt prepared from an organic acid or base. Representative buffers include organic acid salts such as salts of citric acid, ascorbic acid, gluconic acid, carbonic acid, tartaric acid, succinic acid, acetic acid, or phthalic acid; Tris, tromethamine hydrochloride, or phosphate buffers. Additional carriers include polymeric excipients/additives

such as polyvinylpyrrolidones, ficolls (a polymeric sugar), dextrates (e.g., cyclodextrins, such as 2-hydroxypropyl- β -cyclodextrin), polyethylene glycols, flavoring agents, antimicrobial agents, sweeteners, antioxidants, anti-static agents, surfactants (e.g., polysorbates such as “TWEEN 20” and “TWEEN 80”), lipids (e.g., phospholipids, fatty acids), steroids (e.g., cholesterol), and chelating agents (e.g., EDTA).

As used herein, the term “pharmaceutically acceptable carrier” encompasses any of the standard pharmaceutical carriers, such as a phosphate buffered saline solution, water, and emulsions, such as an oil/water or water/oil emulsion, and various types of wetting agents.

The compositions also can include stabilizers and preservatives and any of the above noted carriers with the additional proviso that they be acceptable for use in vivo. For examples of carriers, stabilizers and adjuvants, see Martin REMINGTON’S PHARM. SCI., 15th Ed. (Mack Publ. Co., Easton (1975) and Williams & Williams, (1995), and in the “PHYSICIAN’S DESK REFERENCE”, 52nd ed., Medical Economics, Montvale, N.J. (1998).

An “effective amount” is an amount sufficient to effect beneficial or desired results. An effective amount can be administered in one or more administrations, applications or dosages.

A “subject,” “individual” or “patient” is used interchangeably herein, which refers to a vertebrate, preferably a mammal, more preferably a human. Mammals include, but are not limited to, murines, simians, humans, farm animals, sport animals, and pets.

“FGFR3” is the acronym for fibroblast growth factor receptor 3. The fibroblast growth factors are a family of polypeptide growth factors involved in a variety of activities, including mitogenesis, angiogenesis, and wound healing. They contain an extracellular domain with either 2 or 3 immunoglobulin (Ig)-like domains, a transmembrane domain, and a cytoplasmic tyrosine kinase domain. FGFR3 was cloned by Keegan et al., PNAS, 88:1095-1099 (1991). Inhibition of activated FGFR3 in t(4; 14) multiple myeloma patients is thought to lead to apoptosis. Trudel, et al., *Blood*, 105(7): 2941-2948 (2005); Grand, et al., *Leukemia*, 18:962-966 (2004).

An “inhibitor” of FGFR3 as used herein binds or blocks or diminishes the effect of the FGFR3. Examples include, but are not limited to CHIR-258 and related compounds, SU-5402, PD-173074, and siRNA.

A “biomarker” is a distinctive indicator or specific feature or characteristic of a biological process or event. As used herein, a biomarker is a gene. A biomarker may be especially useful for measuring the progress of a disease or the response to a given treatment. In addition to assessing prognosis, in some instances, it may be used to diagnose an illness or screen for patients within a category, such as those most likely to respond to a certain type of treatment. A biomarker may also be useful in guiding the development or administration of an agent for treatment of a disease.

As noted above, the invention provides methods of identifying patients suitable for treatment and methods of monitoring response in patients receiving treatment. Also provided are methods of treatment and methods of adjusting dosage amounts by utilizing the biomarkers disclosed herein. Methods of identifying the appropriate inhibitory compound are also within the scope of the invention.

The present invention also provides a screen for various agents and methods that may supplement or replace the anti-FGFR3 therapy known in the art. In one aspect, the agent, alone or in combination with another agent or therapy method, is provided to the patient. After administration, a

sample from the patient is screened for expression of one or more biomarkers identified herein and then compared to a pre-determined baseline.

Kits containing an FGFR3 inhibitor and instructions necessary to perform a method of the invention also are within the scope of the invention.

Further details regarding the practice of the invention are discussed below.

Biomarkers

Panels of genes have now been identified, whose expression correlates with the inhibition of FGFR3. The presence or absence of gene expression or the level or amount of gene expression of one or more of the biomarkers identified herein may be used to guide treatment decisions and measure responsiveness of the patient to a given type of treatment. For example, detection of the presence or lack thereof of gene expression or alteration of the level of gene expression compared to a predetermined baseline of one or more of the biomarkers identified in Tables I-V provides information regarding whether a patient may be a suitable candidate for treatment by CHIR-258 or another FGFR3 inhibitor.

It should be noted that any or all of the following biomarkers may be of particular interest: CCL3, LOC150271, CD48, DUSP4, ITGB7, DUSP6, ANXA9, CR2, AL531683, ZNF589, AW274468, FRMD3, LTB, and WDR42A.

As is apparent to one of skill in the art, gene expression can be measured by detecting the presence or absence, or presence and/or absolute or relative quantity of a gene expression product (e.g., RNA, mRNA, or the protein or polypeptide transcript) or the alteration in gene copy number. In some embodiments, altered expression is likely the result of an increase in copy number. In alternative embodiment, altered expression is likely the result of the loss of function of another gene such as a tumor suppressor or other negative regulator. In yet a further embodiment, expression is altered by the “turning on” of an enhancer. Accordingly, the specific method used to detect altered expression, as compared to the control or baseline, may be different and dependent on the particular biomarker selected. In yet further embodiments, the method requires analysis of gene expression of one or more predetermined biomarkers by more than one method, e.g., by use of immunohistochemical and molecular techniques such as a gene chip or array.

Tables

Tables I through V are presented below and constitute an integral part of this disclosure.

Table I is a list of biomarkers whose expression is indicative of activity related to FGFR3 inhibition.

Table II is a preferred subset of Table I according to one aspect of the invention, listing biomarkers generally having a higher level of alteration of gene expression compared to baseline in response to FGFR3 inhibition.

Table III is more preferred subset of Table I according to one aspect of the invention, listing biomarkers generally having the highest level of alteration of gene expression compared to baseline in response to FGFR3 inhibition.

Table IV is a preferred subset of Table I according to a second aspect of the invention, listing biomarkers generally exhibiting the strongest correlation of gene expression in response to FGFR3 inhibition by the preferred compound, CHIR-258.

Table V is a more preferred subset of Table I according to a second aspect of the invention, listing biomarkers generally exhibiting the strongest correlation of gene expression in response to FGFR3 inhibition by the preferred compound, CHIR-258, in preference to either SU-5402 or PD-173074.

In each of Tables I through V, the biomarkers are shown with Entrez Gene ID Number (referring to the National Cancer Institute database identifier), Gene Symbol, and Gene Description.

TABLE I

ENTREZ			
GENE			
ID	GENE SYMBOL	GENE DESCRIPTION	
1.	6348	CCL3	chemokine (C-C motif) ligand 3
2.	200734	SPRED2	sprouty-related, EVH1 domain containing 2
3.	117854	TRIM6	tripartite motif-containing 6
4.	1846	DUSP4	dual specificity phosphatase 4
5.	894	CCND2	cyclin D2
6.	6241	RRM2	ribonucleotide reductase M2 polypeptide
7.	4821	NKX2-2	NK2 transcription factor related, locus 2 (<i>Drosophila</i>)
8.	3037	HAS2	hyaluronan synthase 2
9.	990	CDC6	CDC6 cell division cycle 6 homolog (<i>S. cerevisiae</i>)
10.	57405	SPBC25	spindle pole body component 25 homolog (<i>S. cerevisiae</i>)
11.	934	CD24	CD24 antigen (small cell lung carcinoma cluster 4 antigen)
12.	55165	C10orf3	chromosome 10 open reading frame 3
13.	55388	MCM10	MCM10 minichromosome maintenance deficient 10 (<i>S. cerevisiae</i>)
14.	79019	C22orf18	chromosome 22 open reading frame 18
15.	9768	KIAA0101	KIAA0101
16.	51659	Pf8	DNA replication complex GINS protein PSF2
17.	4605	MYBL2	v-myb myeloblastosis viral oncogene homolog (avian)-like 2
18.	161742	SPRED1	sprouty-related, EVH1 domain containing 1
19.	4175	MCM6	MCM6 minichromosome maintenance deficient 6 (MIS5 homolog, <i>S. pombe</i>) (<i>S. cerevisiae</i>)
20.	11130	ZWINT	ZW10 interactor
21.	26298	EHF	ets homologous factor
22.	7117	TMSL3	thymosin-like 3
23.	890	CCNA2	cyclin A2
24.	79075	DCC1	defective in sister chromatid cohesion homolog 1 (<i>S. cerevisiae</i>)
25.	83879	CDCA7	cell division cycle associated 7
26.	22873	DZIP1	DAZ interacting protein 1
27.	51514	DTL	denticleless homolog (<i>Drosophila</i>)
28.	55789	DEPDC1B	DEP domain containing 1B
29.	55355	DKFZp762E1312	hypothetical protein DKFZp762E1312
30.	10052	GJA7	gap junction protein, alpha 7, 45 kDa (connexin 45)
31.	146909	LOC146909	hypothetical protein LOC146909
32.	113130	CDCA5	cell division cycle associated 5
33.	1017	CDK2	cyclin-dependent kinase 2
34.	4176	MCM7	MCM7 minichromosome maintenance deficient 7 (<i>S. cerevisiae</i>)
35.	81610	C20orf129	chromosome 20 open reading frame 129
36.	9833	MELK	maternal embryonic leucine zipper kinase
37.	29128	UHRF1	ubiquitin-like, containing PHD and RING finger domains, 1
38.	4171	MCM2	MCM2 minichromosome maintenance deficient 2, mitotin (<i>S. cerevisiae</i>)
39.	79801	SHCBP1	SHC SH2-domain binding protein 1
40.	28231	SLCO4A1	solute carrier organic anion transporter family, member 4A1
41.	113115	FAM54A	family with sequence similarity 54, member A
42.	22974	TPX2	TPX2, microtubule-associated protein homolog (<i>Xenopus laevis</i>)
43.	9232	PTTG1	pituitary tumor-transforming 1
44.	137392	LOC137392	similar to CG6405 gene product
45.	195828	ZNF367	zinc finger protein 367
46.	4288	MKI67	antigen identified by monoclonal antibody Ki-67
47.	701	BUB1B	BUB1 budding uninhibited by benzimidazoles 1 homolog beta (yeast)
48.	9928	KIF14	kinesin family member 14
49.	3832	KIF11	kinesin family member 11
50.	11065	UBE2C	ubiquitin-conjugating enzyme E2C
51.	9837	PSF1	DNA replication complex GINS protein PSF1
52.	387103	C6orf173	chromosome 6 open reading frame 173
53.	1870	E2F2	E2F transcription factor 2
54.	79733	E2F8	E2F transcription factor 8
55.	991	CDC20	CDC20 cell division cycle 20 homolog (<i>S. cerevisiae</i>)
56.	3014	H2AFX	H2A histone family, member X
57.	10112	KIF20A	kinesin family member 20A
58.	993	CDC25A	cell division cycle 25A
59.	24137	KIF4A	kinesin family member 4A
60.	80144	FRAS1	Fraser syndrome 1
61.	55010	FLJ20641	hypothetical protein FLJ20641
62.	9319	TRIP13	thyroid hormone receptor interactor 13
63.	9355	LHX2	LIM homeobox 2
64.	7153	TOP2A	topoisomerase (DNA) II alpha 170 kDa
65.	4174	MCM5	MCM5 minichromosome maintenance deficient 5, cell division cycle 46 (<i>S. cerevisiae</i>)
66.	55215	FLJ10719	hypothetical protein FLJ10719

TABLE I-continued

ENTREZ GENE ID	GENE SYMBOL	GENE DESCRIPTION	
67.	11013	TMSL8	thymosin-like 8
68.	5983	RFC3	replication factor C (activator 1) 3, 38 kDa
69.	1063	CENPF	centromere protein F, 350/400ka (mitosin)
70.	3683	ITGAL	integrin, alpha L (antigen CD11A (p180), lymphocyte function-associated antigen 1; alpha polypeptide)
71.	2237	FEN1	flap structure-specific endonuclease 1
72.	27338	UBE2S	ubiquitin-conjugating enzyme E2S
73.	4001	LMNB1	lamin B1
74.	29089	UBE2T	ubiquitin-conjugating enzyme E2T (putative)
75.	55839	BM039	uncharacterized bone marrow protein BM039
76.	2115	ETV1	ets variant gene 1
77.	440279	UNC13C	unc-13 homolog C (<i>C. elegans</i>)
78.	962	CD48	CD48 antigen (B-cell membrane protein)
79.	54910	SEMA4C	sema domain, immunoglobulin domain (Ig), transmembrane domain (TM) and short cytoplasmic domain, (semaphorin) 4C
80.	1902	EDG2	endothelial differentiation, lysophosphatidic acid G-protein-coupled receptor, 2
81.	64946	CENPH	centromere protein H
82.	157570	ESCO2	establishment of cohesion 1 homolog 2 (<i>S. cerevisiae</i>)
83.	389835	FAM72A	family with sequence similarity 72, member A
84.	144455	E2F7	E2F transcription factor 7
85.	51512	GTSE1	G-2 and S-phase expressed 1
86.	7298	TYMS	thymidylate synthetase
87.	7374	UNG	uracil-DNA glycosylase
88.	5578	PRKCA	protein kinase C, alpha
89.	672	BRCA1	breast cancer 1, early onset
90.	84952	CGNL1	cingulin-like 1
91.	10252	SPRY1	sprouty homolog 1, antagonist of FGF signaling (<i>Drosophila</i>)
92.	79682	MLF1IP	MLF1 interacting protein
93.	8851	CDK5R1	cyclin-dependent kinase 5, regulatory subunit 1 (p35)
94.	10635	RAD51AP1	RAD51 associated protein 1
95.	22998	KIAA1102	KIAA1102 protein
96.	148203	LOC148203	hypothetical protein LOC148203
97.	7465	WEE1	WEE1 homolog (<i>S. pombe</i>)
98.	83540	CDCA1	cell division cycle associated 1
99.	3070	HELLS	helicase, lymphoid-specific
100.	891	CCNB1	cyclin B1
101.	6790	STK6	serine/threonine kinase 6
102.	56992	KIF15	kinesin family member 15
103.	7112	TMPO	thymopoietin
104.	63901	FLJ22794	FLJ22794 protein
105.	9493	KIF23	kinesin family member 23
106.	9133	CCNB2	cyclin B2
107.	4173	MCM4	MCM4 minichromosome maintenance deficient 4 (<i>S. cerevisiae</i>)
108.	7083	TK1	thymidine kinase 1, soluble
109.	983	CDC2	cell division cycle 2, G1 to S and G2 to M
110.	11339	OIP5	Opa interacting protein 5
111.	51203	NUSAP1	nucleolar and spindle associated protein 1
112.	5111	PCNA	proliferating cell nuclear antigen
113.	11004	KIF2C	kinesin family member 2C
114.	54443	ANLN	anillin, actin binding protein (scraps homolog, <i>Drosophila</i>)
115.	83461	CDCA3	cell division cycle associated 3
116.	4085	MAD2L1	MAD2 mitotic arrest deficient-like 1 (yeast)
117.	9201	DCAMKL1	doublecortin and CaM kinase-like 1
118.	1111	CHEK1	CHK1 checkpoint homolog (<i>S. pombe</i>)
119.	9055	PRC1	protein regulator of cytokinesis 1
120.	7804	LRP8	low density lipoprotein receptor-related protein 8, apolipoprotein e receptor
121.	4915	NTRK2	neurotrophic tyrosine kinase, receptor, type 2
122.	28951	TRIB2	tribbles homolog 2 (<i>Drosophila</i>)
123.	4281	MID1	midline 1 (Opitz/BBB syndrome)
124.	3148	HMGB2	high-mobility group box 2
125.	3161	HMMR	hyaluronan-mediated motility receptor (RHAMM)
126.	10276	NET1	neuroepithelial cell transforming gene 1
127.	29028	ATAD2	ATPase family, AAA domain containing 2
128.	1062	CENPE	centromere protein E, 312 kDa
129.	1491	CTH	cystathionase (cystathionine gamma-lyase)
130.	10615	SPAG5	sperm associated antigen 5
131.	64581	CLEC7A	C-type lectin domain family 7, member A
132.	10592	SMC2L1	SMC2 structural maintenance of chromosomes 2-like 1 (yeast)
133.	332	BIRC5	baculoviral IAP repeat-containing 5 (survivin)

TABLE I-continued

ENTREZ GENE ID	GENE SYMBOL	GENE DESCRIPTION	
134.	4172	MCM3	MCM3 minichromosome maintenance deficient 3 (<i>S. cerevisiae</i>)
135.	64105	FKSG14	leucine zipper protein FKSG14
136.	64151	HCAP-G	chromosome condensation protein G
137.	1163	CKS1B	CDC28 protein kinase regulatory subunit 1B
138.	122769	PPIL5	peptidylprolyl isomerase (cyclophilin)-like 5
139.	3398	ID2	inhibitor of DNA binding 2, dominant negative helix-loop-helix protein
140.	22822	PHLDA1	pleckstrin homology-like domain, family A, member 1
141.	1718	DHCR24	24-dehydrocholesterol reductase
142.	145482	ZADH1	zinc binding alcohol dehydrogenase, domain containing 1
143.	1847	DUSP5	dual specificity phosphatase 5
144.	26271	FBXO5	F-box protein 5
145.	9212	AURKB	aurora kinase B
146.	29968	PSAT1	phosphoserine aminotransferase 1
147.	26147	PHF19	PHD finger protein 19
148.	55635	DEPDC1	DEP domain containing 1
149.	10403	KNTC2	kinetochore associated 2
150.	64081	MAWBP	MAWD binding protein
151.	84858	ZNF503	zinc finger protein 503
152.	55723	ASF1B	ASF1 anti-silencing function 1 homolog B (<i>S. cerevisiae</i>)
153.	7272	TTK	TTK protein kinase
154.	9535	GMFG	glia maturation factor, gamma
155.	1058	CENPA	centromere protein A, 17 kDa
156.	84515	MCM8	MCM8 minichromosome maintenance deficient 8 (<i>S. cerevisiae</i>)
157.	54069	C21orf45	chromosome 21 open reading frame 45
158.	5984	RFC4	replication factor C (activator 1) 4, 37 kDa
159.	389831	LOC389831	hypothetical gene supported by AL713796
160.	157313	CDCA2	cell division cycle associated 2
161.	29127	RACGAP1	Rac GTPase activating protein 1
162.	55872	PBK	PDZ binding kinase
163.	4678	NASP	nuclear autoantigenic sperm protein (histone-binding)
164.	7171	TPM4	tropomyosin 4
165.	7443	VRK1	vaccinia related kinase 1
166.	699	BUB1	BUB1 budding uninhibited by benzimidazoles 1 homolog (yeast)
167.	3925	STMN1	stathmin 1/oncoprotein 18
168.	865	CBFB	core-binding factor, beta subunit
169.	399664	RKHD1	ring finger and KH domain containing 1
170.	11168	PSIP1	PC4 and SFRS1 interacting protein 1
171.	84057	GAJ	GAJ protein
172.	57082	CASC5	cancer susceptibility candidate 5
173.	23286	KIBRA	KIBRA protein
174.	285513	LOC285513	hypothetical protein LOC285513
175.	259266	ASPM	asp (abnormal spindle)-like, microcephaly associated (<i>Drosophila</i>)
176.	150468	FLJ40629	hypothetical protein FLJ40629
177.	6659	SOX4	SRY (sex determining region Y)-box 4
178.	51053	GMNN	geminin, DNA replication inhibitor
179.	3159	HMGA1	high mobility group AT-hook 1
180.	81620	CDT1	DNA replication factor
181.	11332	BACH	brain acyl-CoA hydrolase
182.	4751	NEK2	NIMA (never in mitosis gene a)-related kinase 2
183.	1033	CDKN3	cyclin-dependent kinase inhibitor 3 (CDK2-associated dual specificity phosphatase)
184.	8864	PER2	period homolog 2 (<i>Drosophila</i>)
185.	3418	IDH2	isocitrate dehydrogenase 2 (NADP+), mitochondrial
186.	63979	FIGNL1	figetin-like 1
187.	55646	LYAR	hypothetical protein FLJ20425
188.	91614	LOC91614	novel 58.3 KDA protein
189.	8630	HSD17B6	hydroxysteroid (17-beta) dehydrogenase 6
190.	1038	CDR1	cerebellar degeneration-related protein 1, 34 kDa
191.	6941	TCF19	transcription factor 19 (SC1)
192.	256435	ST6GALNAC3	ST6 (alpha-N-acetyl-neuraminyl-2,3-beta-galactosyl-1,3)-N-acetylgalactosaminide alpha-2,6-sialyltransferase 3
193.	54892	LUZP5	leucine zipper protein 5
194.	4603	MYBL1	v-myb myeloblastosis viral oncogene homolog (avian)-like 1
195.	1719	DHFR	dihydrofolate reductase
196.	170954	KIAA1949	KIAA1949
197.	7903	ST8SIA4	ST8 alpha-N-acetyl-neuraminide alpha-2,8-sialyltransferase 4
198.	9787	DLG7	discs, large homolog 7 (<i>Drosophila</i>)
199.	56935	FN5	FN5 protein

TABLE I-continued

ENTREZ			
GENE			
ID	GENE SYMBOL	GENE DESCRIPTION	
200.	3015	H2AFZ	H2A histone family, member Z
201.	10189	THOC4	THO complex 4
202.	494143	LOC494143	similar to RIKEN cDNA 2510006C20 gene
203.	6240	RRM1	ribonucleotide reductase M1 polypeptide
204.	1894	ECT2	epithelial cell transforming sequence 2 oncogene
205.	7913	DEK	DEK oncogene (DNA binding)
206.	2146	EZH2	enhancer of zeste homolog 2 (<i>Drosophila</i>)
207.	55055	FLJ10036	Zwilch
208.	11073	TOPBP1	topoisomerase (DNA) II binding protein 1
209.	55502	HES6	hairy and enhancer of split 6 (<i>Drosophila</i>)
210.	55247	NEIL3	nei endonuclease VIII-like 3 (<i>E. coli</i>)
211.	54885	FLJ20298	FLJ20298 protein
212.	83641	C10orf45	chromosome 10 open reading frame 45
213.	64919	BCL11B	B-cell CLL/lymphoma 11B (zinc finger protein)
214.	26095	PTPN20	protein tyrosine phosphatase, non-receptor type 20
215.	23590	TPRT	trans-prenyltransferase
216.	387882	LOC387882	hypothetical protein
217.	51232	CRIM1	cysteine-rich motor neuron 1
218.	801	CALM1	calmodulin 1 (phosphorylase kinase, delta)
219.	55964	SEPT3	septin 3
220.	493861	EID3	E1A-like inhibitor of differentiation 3
221.	29980	DONSON	downstream neighbor of SON
222.	147138	EVER2	epidemodysplasia verruciformis 2
223.	80150	ASRGL1	asparaginase like 1
224.	5985	RFC5	replication factor C (activator 1) 5, 36.5 kDa
225.	51155	HN1	hematological and neurological expressed 1
226.	7004	TEAD4	TEA domain family member 4
227.	4325	MMP16	matrix metalloproteinase 16 (membrane-inserted)
228.	203068	TUBB	tubulin, beta polypeptide
229.	4602	MYB	v-myb myeloblastosis viral oncogene homolog (avian)
230.	55706	TMEM48	transmembrane protein 48
231.	348235	FAM33A	family with sequence similarity 33, member A
232.	8871	SYNJ2	synaptojanin 2
233.	81563	C1orf21	chromosome 1 open reading frame 21
234.	51192	CKLF	chemokine-like factor
235.	2326	FMO1	flavin containing monooxygenase 1
236.	91057	NY-REN-41	NY-REN-41 antigen
237.	10376	K-ALPHA-1	tubulin, alpha, ubiquitous
238.	23234	DNAJC9	DnaJ (Hsp40) homolog, subfamily C, member 9
239.	5982	RFC2	replication factor C (activator 1) 2, 40 kDa
240.	51063	FAM26B	family with sequence similarity 26, member B
241.	9953	HS3ST3B1	heparan sulfate (glucosamine) 3-O-sulfotransferase 3B1
242.	79723	SUV39H2	suppressor of variegation 3-9 homolog 2 (<i>Drosophila</i>)
243.	79596	C13orf7	chromosome 13 open reading frame 7
244.	23165	NUP205	nucleoporin 205 kDa
245.	9530	BAG4	BCL2-associated athanogene 4
246.	3146	HMGB1	high-mobility group box 1
247.	445815	PALM2-AKAP2	PALM2-AKAP2 protein
248.	5557	PRIM1	primase, polypeptide 1, 49 kDa
249.	2983	GUCY1B3	guanylate cyclase 1, soluble, beta 3
250.	51776	ZAK	sterile alpha motif and leucine zipper containing kinase AZK
251.	10926	ASK	activator of S phase kinase
252.	8833	GMPS	guanine monophosphate synthetase
253.	84930	MASTL	microtubule associated serine/threonine kinase-like
254.	90417	C15orf23	chromosome 15 open reading frame 23
255.	8530	CST7	cystatin F (leukocystatin)
256.	9532	BAG2	BCL2-associated athanogene 2
257.	23310	hCAP-D3	KIAA0056 protein
258.	283991	MGC29814	hypothetical protein MGC29814
259.	91607	FLJ34922	hypothetical protein FLJ34922
260.	7398	USP1	ubiquitin specific protease 1
261.	2669	GEM	GTP binding protein overexpressed in skeletal muscle
262.	151246	SGOL2	shugoshin-like 2 (<i>S. pombe</i>)
263.	23421	ITGB3BP	integrin beta 3 binding protein (beta3-endonexin)
264.	84969	C20orf100	chromosome 20 open reading frame 100
265.	201725	LOC201725	hypothetical protein LOC201725
266.	5361	PLXNA1	plexin A1
267.	3708	ITPR1	inositol 1,4,5-triphosphate receptor, type 1
268.	55740	ENAH	enabled homolog (<i>Drosophila</i>)
269.	126731	C1orf96	chromosome 1 open reading frame 96
270.	57037	ANKMY2	ankyrin repeat and MYND domain containing 2

TABLE I-continued

ENTREZ			
GENE			
ID	GENE SYMBOL	GENE DESCRIPTION	
271.	23331	KIAA1043	KIAA1043 protein
272.	3930	LBR	lamin B receptor
273.	3838	KPNA2	karyopherin alpha 2 (RAG cohort 1, importin alpha 1)
274.	1230	CCR1	chemokine (C-C motif) receptor 1
275.	2200	FBN1	fibrillin 1 (Marfan syndrome)
276.	6867	TACC1	transforming, acidic coiled-coil containing protein 1
277.	27115	PDE7B	phosphodiesterase 7B
278.	11151	CORO1A	coronin, actin binding protein, 1A
279.	6385	SDC4	syndecan 4 (amphiglycan, ryudocan)
280.	3182	HNRPAB	heterogeneous nuclear ribonucleoprotein A/B
281.	5757	PTMA	prothymosin, alpha (gene sequence 28)
282.	83990	BRIP1	BRCA1 interacting protein C-terminal helicase 1
283.	9830	TRIM14	tripartite motif-containing 14
284.	57761	TRIB3	tribbles homolog 3 (<i>Drosophila</i>)
285.	2026	ENO2	enolase 2 (gamma, neuronal)
286.	8727	CTNNAL1	catenin (cadherin-associated protein), alpha-like 1
287.	5880	RAC2	ras-related C3 botulinum toxin substrate 2 (rho family, small GTP bindin protein Rac2)
288.	864	RUNX3	runt-related transcription factor 3
289.	10950	BTG3	BTG family, member 3
290.	81539	SLC38A1	solute carrier family 38, member 1
291.	26051	PPP1R16B	protein phosphatase 1, regulatory (inhibitor) subunit 16B
292.	5793	PTPRG	protein tyrosine phosphatase, receptor type, G
293.	2767	GNA11	guanine nucleotide binding protein (G protein), alpha 11 (Gq class)
294.	55013	FLJ20647	hypothetical protein FLJ20647
295.	4885	NPTX2	neuronal pentraxin II
296.	79710	MORC4	MORC family CW-type zinc finger 4
297.	490	ATP2B1	ATPase, Ca ⁺⁺ transporting, plasma membrane 1
298.	2956	MSH6	mutS homolog 6 (<i>E. coli</i>)
299.	6611	SMS	spermine synthase
300.	6627	SNRPA1	small nuclear ribonucleoprotein polypeptide A ¹
301.	1434	CSE1L	CSE1 chromosome segregation 1-like (yeast)
302.	7371	UCK2	uridine-cytidine kinase 2
303.	7277	TUBA1	tubulin, alpha 1 (testis specific)
304.	1786	DNMT1	DNA (cytosine-5-)-methyltransferase 1
305.	54801	FAM29A	family with sequence similarity 29, member A
306.	54908	FLJ20364	hypothetical protein FLJ20364
307.	119467	MGC32871	hypothetical protein MGC32871
308.	90390	THRAP6	thyroid hormone receptor associated protein 6
309.	60468	BACH2	BTB and CNC homology 1, basic leucine zipper transcription factor 2
310.	6510	SLC1A5	solute carrier family 1 (neutral amino acid transporter), member 5
311.	6628	SNRPB	small nuclear ribonucleoprotein polypeptides B and B1
312.	205	AK3L1	adenylate kinase 3-like 1
313.	116832	RPL39L	ribosomal protein L39-like
314.	79902	PCNT1	pericentrin 1
315.	54962	FLJ20516	timeless-interacting protein
316.	23279	NUP160	nucleoporin 160 kDa
317.	23046	KIF21B	kinesin family member 21B
318.	2288	FKBP4	FK506 binding protein 4, 59 kDa
319.	5698	PSMB9	proteasome (prosome, macropain) subunit, beta type, 9 (large multifunctional protease 2)
320.	10160	FARP1	FERM, RhoGEF (ARHGEF) and pleckstrin domain protein 1 (chondrocyte-derived)
321.	8502	PKP4	plakophilin 4
322.	10675	CSPG5	chondroitin sulfate proteoglycan 5 (neuroglycan C)
323.	29899	GPSM2	G-protein signalling modulator 2 (AGS3-like, <i>C. elegans</i>)
324.	10602	CDC42EP3	CDC42 effector protein (Rho GTPase binding) 3
325.	8243	SMC1L1	SMC1 structural maintenance of chromosomes 1-like 1 (yeast)
326.	6347	CCL2	chemokine (C-C motif) ligand 2
327.	5932	RBBP8	retinoblastoma binding protein 8
328.	6877	TAF5	TAF5 RNA polymerase II, TATA box binding protein (TBP)-associated factor, 100 kDa
329.	10801	SEPT9	septin 9
330.	55536	CDCA7L	cell division cycle associated 7-like
331.	11340	EXOSC8	exosome component 8
332.	5873	RAB27A	RAB27A, member RAS oncogene family
333.	53354	PANK1	pantothenate kinase 1
334.	2534	FYN	FYN oncogene related to SRC, FGR, YES
335.	55166	C6orf139	chromosome 6 open reading frame 139

TABLE I-continued

ENTREZ			
GENE			
ID	GENE SYMBOL	GENE DESCRIPTION	
336.	27346	MAC30	hypothetical protein MAC30
337.	79037	MGC2463	hypothetical protein MGC2463
338.	116496	C1orf24	chromosome 1 open reading frame 24
339.	84314	MGC10744	hypothetical protein MGC10744
340.	23531	MMD	monocyte to macrophage differentiation-associated
341.	6558	SLC12A2	solute carrier family 12 (sodium/potassium/chloride transporters), member 2
342.	64282	PAPD5	PAP associated domain containing 5
343.	55636	CHD7	chromodomain helicase DNA binding protein 7
344.	55026	FLJ20716	hypothetical protein FLJ20716
345.	22929	SEPHS1	selenophosphate synthetase 1
346.	10541	ANP32B	acidic (leucine-rich) nuclear phosphoprotein 32 family, member B
347.	79621	FLJ11712	hypothetical protein FLJ11712
348.	6432	SFRS7	splicing factor, arginine/serine-rich 7, 35 kDa
349.	5214	PFKP	phosphofructokinase, platelet
350.	26031	OSBPL3	oxysterol binding protein-like 3
351.	1102	RCBTB2	regulator of chromosome condensation (RCC1) and BTB (POZ) domain containing protein 2
352.	6929	TCF3	transcription factor 3 (E2A immunoglobulin enhancer binding factors E12/E47)
353.	6632	SNRPD1	small nuclear ribonucleoprotein D1 polypeptide 16 kDa
354.	2047	EPHB1	EPH receptor B1
355.	5168	ENPP2	ectonucleotide pyrophosphatase/phosphodiesterase 2 (autotaxin)
356.	55257	C20orf20	chromosome 20 open reading frame 20
357.	81611	ANP32E	acidic (leucine-rich) nuclear phosphoprotein 32 family, member E
358.	23246	BOP1	block of proliferation 1
359.	23526	HA-1	minor histocompatibility antigen HA-1
360.	84250	ANKRD32	ankyrin repeat domain 32
361.	6999	TDO2	tryptophan 2,3-dioxygenase
362.	8317	CDC7	CDC7 cell division cycle 7 (<i>S. cerevisiae</i>)
363.	55752	SEPT11	spetin 11
364.	39	ACAT2	acetyl-Coenzyme A acetyltransferase 2 (acetoacetyl Coenzyme A thiolase)
365.	54830	FLJ20130	hypothetical protein FLJ20130
366.	83732	RIOK1	RIO kinase 1 (yeast)
367.	10808	HSPH1	heat shock 105 kDa/110 kDa protein 1
368.	489	ATP2A3	ATPase, Ca ⁺⁺ transporting, ubiquitous
369.	3251	HPRT1	hypoxanthine phosphoribosyltransferase 1 (Lesch-Nyhan syndrome)
370.	10051	SMC4L1	SMC4 structural maintenance of chromosomes 4-like 1 (yeast)
371.	55816	DOK5	docking protein 5
372.	3676	ITGA4	intergrin, alpha 4 (antigen CD49D, alpha 4 subunit of VLA-4 receptor)
373.	8819	SAP30	sin3-associated polypeptide, 30 kDa
374.	4436	MSH2	mutS homolog 2, colon cancer, nonpolyposis type 1 (<i>E. coli</i>)
375.	10212	DDX39	DEAD (Asp-Glu-Ala-Asp) box polypeptide 39
376.	5889	RAD51C	RAD51 homolog C (<i>S. cerevisiae</i>)
377.	134111	FLJ25076	similar to CG4502-PA
378.	51377	UCHL5	ubiquitin carboxyl-terminal hydrolase L5
379.	6657	SOX2	SRY (sex determining region Y)-box 2
380.	241	ALOX5AP	arachidonate 5-lipoxygenase-activating protein
381.	79888	FLJ12443	hypothetical protein FLJ12443
382.	1368	CPM	carboxypeptidase M
383.	397	ARHGDI3	Rho GDP dissociation inhibitor (GDI) beta
384.	3336	HSPE1	heat shock 10 kDa protein 1 (chaperonin 10)
385.	2104	ESRRG	estrogen-related receptor gamma
386.	2171	FABP5	fatty acid binding protein 5 (psoriasis-associated)
387.	6574	SLC20A1	solute carrier family 20 (phosphate transporter), member 1
388.	2743	GLRB	glycine receptor, beta
389.	1019	CDK4	cyclin-dependent kinase 4
390.	9295	SFRS11	splicing factor, arginine/serine-rich 11
391.	56952	PRTFDC1	phosphoribosyl transferase domain containing 1
392.	6472	SHMT2	serine hydroxymethyltransferase 2 (mitochondrial)
393.	23512	SUZ12	suppressor of zeste 12 homolog (<i>Drosophila</i>)
394.	586	BCAT1	branched chain aminotransferase 1, cytosolic
395.	8836	GGH	gamma-glutamyl hydrolase (conjugase, folylpolyglutamyl hydrolase)
396.	10383	TUBB2	tubulin, beta, 2
397.	54101	RIPK4	receptor-interacting serine-threonine kinase 4

TABLE I-continued

ENTREZ GENE ID	GENE SYMBOL	GENE DESCRIPTION
398. 130271	PLEKHH2	pleckstrin homology domain containing, family H (with MyTH4 domain) member 2
399. 129401	NUP35	nucleoporin 35 kDa
400. 10128	LRPPRC	leucine-rich PPR-motif containing
401. 51703	ACSL5	acyl-CoA synthetase long-chain family member 5
402. 9448	MAP4K4	mitogen-activated protein kinase kinase kinase kinase 4
403. 79017	C7orf24	chromosome 7 open reading frame 24
404. 262	AMD1	adenosylmethionine decarboxylase 1
405. 960	CD44	CD44 antigen (homing function and Indian blood group system)
406. 81930	KIF18A	kinesin family member 18A
407. 64116	SLC39A8	solute carrier family 39 (zinc transporter), member 8
408. 26586	CKAP2	cytoskeleton associated protein 2
409. 51144	HSD17B12	hydroxysteroid (17-beta) dehydrogenase 12
410. 51002	CGI-121	CGI-121 protein
411. 9126	CSPG6	chondroitin sulfate proteoglycan 6 (bamacan)
412. 79154	MGC4172	short-chain dehydrogenase/reductase
413. 11096	ADAMTS5	a disintegrin-like and metalloprotease (reprolysin type) with thrombospondin type 1 motif, 5 (aggrecanase-2)
414. 84803	MGC11324	hypothetical protein MGC11324
415. 4082	MARCKS	myristoylated alanine-rich protein kinase C substrate
416. 4086	SMAD1	SMAD, mothers against DPP homolog 1 (<i>Drosophila</i>)
417. 9446	GSTO1	glutathione S-transferase omega 1
418. 23636	NUP62	nucleoporin 62 kDa
419. 81839	VANGL1	vang-like 1 (van gogh, <i>Drosophila</i>)
420. 3149	HMGB3	high-mobility group box 3
421. 79023	NUP37	nucleoporin 37 kDa
422. 10606	PAICS	phosphoribosylaminoimidazole carboxylase, phosphoribosylaminoimidazole succinocarboxamide synthetase
423. 10492	SYNCRIP	synaptotagmin binding, cytoplasmic RNA interacting protein
424. 3320	HSPCA	heat shock 90 kDa protein 1, alpha
425. 6119	RPA3	replication protein A3, 14 kDa
426. 55352	HSA272196	hypothetical protein, clone 2746033
427. 9759	HDAC4	histone deacetylase 4
428. 5725	PTBP1	polypyrimidine tract binding protein 1
429. 2119	ETV5	ets variant gene 5 (ets-related molecule)
430. 10019	LNK	lymphocyte adaptor protein
431. 9734	HDAC9	histone deacetylase 9
432. 5885	RAD21	RAD21 homolog (<i>S. pombe</i>)
433. 79930	DOK3	docking protein 3
434. 22837	COBL1	COBL-like 1
435. 339448	LOC339448	hypothetical protein LOC339448
436. 11051	NUDT21	nudix (nucleoside diphosphate linked moiety X)-type motif 21
437. 9735	KNTC1	kinetochore associated 1
438. 4148	MATN3	matrilin 3
439. 4200	ME2	malic enzyme 2, NAD(+)-dependent, mitochondrial
440. 26084	SGEF	Src homology 3 domain-containing guanine nucleotide exchange factor
441. 27101	CACYBP	calyculin binding protein
442. 23012	STK38L	serine/threonine kinase 38 like
443. 54566	EPB41L4B	erythrocyte membrane protein band 4.1 like 4B
444. 6566	SLC16A1	solute carrier family 16 (monocarboxylic acid transporters), member 1
445. 54947	FLJ20481	hypothetical protein FLJ20481
446. 255488	IBRDC2	IBR domain containing 2
447. 2289	FKBP5	FK506 binding protein 5
448. 5036	PA2G4	proliferation-associated 2G4, 38 kDa
449. 4869	NPM1	nucleophosmin (nucleolar phosphoprotein B23, numatrin)
450. 10384	BTN3A3	butyrophilin, subfamily 3, member A3
451. 10785	WDR4	WD repeat domain 4
452. 3099	HK2	hexokinase 2
453. 56121	PCDHB15	protocadherin beta 15
454. 10155	TRIM28	tripartite motif-containing 28
455. 6340	SCNN1G	sodium channel, nonvoltage-gated 1, gamma
456. 25804	LSM4	LSM4 homolog, U6 small nuclear RNA associated (<i>S. cerevisiae</i>)
457. 3939	LDHA	lactate dehydrogenase A
458. 57552	AADACL1	arylacetamide deacetylase-like 1
459. 9184	BUB3	BUB3 budding uninhibited by benzimidazoles 3

TABLE I-continued

ENTREZ			
GENE			
ID	GENE SYMBOL	GENE DESCRIPTION	
		homolog (yeast)	
460.	657	BMPR1A	bone morphogenetic protein receptor, type IA
461.	5631	PRPS1	phosphoribosyl pyrophosphate synthetase 1
462.	204	AK2	adenylate kinase 2
463.	55270	NUDT15	nudix (nucleoside diphosphate linked moiety X)-type motif 15
464.	10265	IRX5	iroquois homeobox protein 5
465.	4640	MYO1A	myosin IA
466.	79180	EFHD2	EF hand domain family, member D2
467.	4076	M11S1	membrane component, chromosome 11, surface marker 1
468.	55276	PGM2	phosphoglucomutase 2
469.	83857	ARG99	ARG99 protein
470.	116448	OLIG1	oligodendrocyte transcription factor 1
471.	5696	PSMB8	proteasome (prosome, macropain) subunit, beta type, 8 (large multifunctional protease 7)
472.	1407	CRY1	cryptochrome 1 (photolyase-like)
473.	11177	BAZ1A	bromodomain adjacent to zinc finger domain, 1A
474.	51015	ISOC1	isochorismatase domain containing 1
475.	1789	DNMT3B	DNA (cytosine-5-)-methyltransferase 3 beta
476.	22948	CCT5	chaperonin containing TCP1, subunit 5 (epsilon)
477.	158563	LOC158563	hypothetical protein LOC158563
478.	89891	WDR34	WD repeat domain 34
479.	119	ADD2	adducin 2 (beta)
480.	5358	PLS3	plastin 3 (T isoform)
481.	7086	TKT	transketolase (Wernicke-Korsakoff syndrome)
482.	51174	TUBD1	tubulin, delta 1
483.	23255	KIAA0802	KIAA0802
484.	54149	C21orf91	chromosome 21 open reading frame 91
485.	2271	FH	fumarate hydratase
486.	55076	TMEM45A	transmembrane protein 45A
487.	10436	C2F	C2f protein
488.	8553	BHLHB2	basic helix-loop-helix domain containing, class B, 2
489.	10409	BASP1	brain abundant, membrane attached signal protein 1
490.	22856	CHSY1	carbohydrate (chondroitin) synthase 1
491.	84451	KIAA1804	mixed lineage kinase 4
492.	3150	HMGN1	high-mobility group nucleosome binding domain 1
493.	961	CD47	CD47 antigen (Rh-related antigen, integrin-associated signal transducer)
494.	79038	ZFYVE21	zinc finger, FYVE domain containing 21
495.	7291	TWIST1	twist homolog 1 (acrocephalosyndactyly 3; Saethre-Chotzen syndrome) (<i>Drosophila</i>)
496.	9738	CP110	CP110 protein
497.	10625	IVNS1ABP	influenza virus NS1A binding protein
498.	9368	SLC9A3R1	solute carrier family 9 (sodium/hydrogen exchanger), isoform 3 regulator 1
499.	3613	IMPA2	inositol(myo)-1(or 4)-monophosphatase 2
500.	8514	KCNAB2	potassium voltage-gated channel, shaker-related subfamily, beta member 2
501.	4957	ODF2	outer dense fiber of sperm tails 2
502.	4673	NAP1L1	nucleosome assembly protein 1-like 1
503.	26018	LRIG1	leucine-rich repeats and immunoglobulin-like domains 1
504.	3033	HADHSC	L-3-hydroxyacyl-Coenzyme A dehydrogenase, short chain
505.	139886	LOC139886	hypothetical protein LOC139886
506.	10360	NPM3	nucleophosmin/nucleoplasmin, 3
507.	200894	ARL2L1	ADP-ribosylation factor-like 2-like 1
508.	8364	HIST1H4C	histone 1, H4c
509.	378708	APITD1	apoptosis-inducing, TAF9-like domain 1
510.	169270	ZNF596	zinc finger protein 596
511.	6917	TCEA1	transcription elongation factor A (SII), 1
512.	7091	TLE4	transducin-like enhancer of split 4 (E(sp1) homolog, <i>Drosophila</i>)
513.	3725	JUN	v-jun sarcoma virus 17 oncogene homolog (avian)
514.	1736	DKC1	dyskeratosis congenita 1, dyskerin
515.	8566	PDXX	pyridoxal (pyridoxine, vitamin B6) kinase
516.	51176	LEF1	lymphoid enhancer-binding factor 1
517.	87	ACTN1	actinin, alpha 1
518.	10838	ZNF275	zinc finger protein 275
519.	54517	FLJ20485	hypothetical protein FLJ20485
520.	5150	PDE7A	phosphodiesterase 7A
521.	384	ARG2	arginase, type II
522.	27316	RBMX	RNA binding motif protein, X-linked
523.	389206	CCDC4	coiled-coil domain containing 4
524.	51312	SLC25A37	solute carrier family 25, member 37

TABLE I-continued

ENTREZ GENE ID	GENE SYMBOL	GENE DESCRIPTION	
525.	9112	MTA1	metastasis associated 1
526.	6711	SPTBN1	spectrin, beta, non-erythrocytic 1
527.	10129	I3CDNA73	hypothetical protein CG003
528.	80014	BOMB	BH3-only member B protein
529.	27131	SNX5	sorting nexin 5
530.	23089	PEG10	paternally expressed 10
531.	5270	SERPINE2	serine (or cysteine) proteinase inhibitor, clade E (nexin, plasminogen activator inhibitor type 1), member 2
532.	6764	ST5	suppression of tumorigenicity 5
533.	7791	ZYX	zyxin
534.	22995	Cep152	KIAA0912 protein
535.	4137	MAPT	microtubule-associated protein tau
536.	5411	PNN	pinin, desmosome associated protein
537.	3087	HHEX	hematopoietically expressed homeobox
538.	23171	GPD1L	glycerol-3-phosphate dehydrogenase 1-like
539.	56905	DKFZP434H132	DKFZP434H132 protein
540.	3189	HNRPH3	heterogeneous nuclear ribonucleoprotein H3 (2H9)
541.	9099	USP2	ubiquitin specific protease 2
542.	10098	TSPAN5	tetraspanin 5
543.	401505	C9orf105	chromosome 9 open reading frame 105
544.	51444	RNF138	ring finger protein 138
545.	11118	BTN3A2	butyrophilin, subfamily 3, member A2
546.	8089	YEATS4	YEATS domain containing 4
547.	84108	PCGF6	polycomb group ring finger 6
548.	7514	XPO1	exportin 1 (CRM1 homolog, yeast)
549.	9818	NUPL1	nucleoporin like 1
550.	10923	PC4	activated RNA polymerase II transcription cofactor 4
551.	6526	SLC5A3	solute carrier family 5 (inositol transporters), member 3
552.	26010	DNAPT6	DNA polymerase-transactivated protein 6
553.	5307	PITX1	paired-like homeodomain transcription factor 1
554.	2643	GCH1	GTP cyclohydrolase 1 (dopa-responsive dystonia)
555.	1503	CTPS	CTP synthase
556.	5777	PTPN6	protein tyrosine phosphatase, non-receptor type 6
557.	23122	CLASP2	cytoplasmic linker associated protein 2
558.	5588	PRKCQ	protein kinase C, theta
559.	64770	CCDC14	coiled-coil domain containing 14
560.	6426	SFRS1	splicing factor, arginine/serine-rich 1 (splicing factor 2, alternate splicing factor)
561.	81831	NETO2	neuropilin (NRP) and tolloid (TLL)-like 2
562.	56888	KCMF1	potassium channel modulatory factor 1
563.	9221	NOLC1	nucleolar and coiled-body phosphoprotein 1
564.	79366	NSBP1	nucleosomal binding protein 1
565.	51729	WBP11	WW domain binding protein 11
566.	84444	DOT1L	DOT1-like, histone H3 methyltransferase (<i>S. cerevisiae</i>)
567.	80218	MAK3	Mak3 homolog (<i>S. cerevisiae</i>)
568.	84319	MGC4308	hypothetical protein MGC4308
569.	112479	MGC16943	similar to RIKEN cDNA 4933424N09 gene
570.	64396	GMCL1L	germ cell-less homolog 1 (<i>Drosophila</i>)-like
571.	5905	RANGAP1	Ran GTPase activating protein 1
572.	2177	FANCD2	Fanconi anemia, complementation group D2
573.	55632	KIAA1333	KIAA1333
574.	3695	ITGB7	integrin, beta 7
575.	9793	CKAP5	cytoskeleton associated protein 5
576.	5318	PKP2	plakophilin 2
577.	6652	SORD	sorbitol dehydrogenase
578.	80709	AKNA	AT-hook transcription factor
579.	55120	FANCL	Fanconi anemia, complementation group L
580.	92667	C20orf72	chromosome 20 open reading frame 72
581.	3654	IRAK1	interleukin-1 receptor-associated kinase 1
582.	55975	KLHL7	kelch-like 7 (<i>Drosophila</i>)
583.	6397	SEC14L1	SEC14-like 1 (<i>S. cerevisiae</i>)
584.	29117	BRD7	bromodomain containing 7
585.	6732	SRPK1	SFRS protein kinase 1
586.	401081	FLJ22763	hypothetical gene supported by AK026416
587.	8520	HAT1	histone acetyltransferase 1
588.	3119	HLA-DQB1	major histocompatibility complex, class II, DQ beta 1
589.	7283	TUBG1	tubulin, gamma 1
590.	4809	NHP2L1	NHP2 non-histone chromosome protein 2-like 1 (<i>S. cerevisiae</i>)
591.	2778	GNAS	GNAS complex locus
592.	5359	PLSCR1	phospholipid scramblase 1
593.	196294	FLJ25059	hypothetical protein FLJ25059
594.	3181	HNRPA2B1	heterogeneous nuclear ribonucleoprotein A2/B1
595.	1794	DOCK2	dedicator of cytokinesis 2
596.	55148	C14orf130	chromosome 14 open reading frame 130

TABLE I-continued

ENTREZ GENE ID	GENE SYMBOL	GENE DESCRIPTION	
597.	25924	MYRIP	myosin VIIA and Rab interacting protein
598.	7533	YWHAH	tyrosine 3-monooxygenase/tryptophan 5-monooxygenase activation protein, eta polypeptide
599.	64968	MRPS6	mitochondrial ribosomal protein S6
600.	4830	NME1	non-metastatic cells 1, protein (NM23A) expressed in
601.	165055	FLJ32745	hypothetical protein FLJ32745
602.	151827	LRRRC34	leucine rich repeat containing 34
603.	93081	LOC93081	hypothetical protein BC015148
604.	196527	TMEM16F	transmembrane protein 16F
605.	1827	DSCR1	Down syndrome critical region gene 1
606.	203562	TMEM31	transmembrane protein 31
607.	11335	CBX3	chromobox homolog 3 (HP1 gamma homolog, <i>Drosophila</i>)
608.	3662	IRF4	interferon regulatory factor 4
609.	8624	DSCR2	Down syndrome critical region gene 2
610.	4092	SMAD7	SMAD, mothers against DPP homolog 7 (<i>Drosophila</i>)
611.	6934	TCF7L2	transcription factor 7-like 2 (T-cell specific, HMG-box)
612.	26112	DKFZP434C171	DKFZP434C171 protein
613.	3329	HSPD1	heat shock 60 kDa protein 1 (chaperonin)
614.	5577	PRKAR2B	protein kinase, cAMP-dependent, regulatory, type II, beta
615.	3202	HOXA5	homeo box A5
616.	79442	LRRRC2	leucine rich repeat containing 2
617.	9631	NUP155	nucleoporin 155 kDa
618.	55366	LGR4	leucine-rich repeat-containing G protein-coupled receptor 4
619.	23350	SR140	U2-associated SR140 protein
620.	6434	SFRS10	splicing factor, arginine/serine-rich 10 (transformer 2 homolog, <i>Drosophila</i>)
621.	7975	MAFK	v-maf musculoaponeurotic fibrosarcoma oncogene homolog K (avian)
622.	3187	HNRPH1	heterogeneous nuclear ribonucleoprotein H1 (H)
623.	94239	H2AFV	H2A histone family, member V
624.	54913	RPP25	ribonuclease P 25 kDa subunit
625.	9521	EEF1E1	eukaryotic translation elongation factor 1 epsilon 1
626.	5471	PPAT	phosphoribosyl pyrophosphate amidotransferase
627.	340252	ZNF680	zinc finger protein 680
628.	1021	CDK6	cyclin-dependent kinase 6
629.	10560	SLC19A2	solute carrier family 19 (thiamine transporter), member 2
630.	4201	MEA1	male-enhanced antigen 1
631.	440145	LOC440145	similar to RIKEN cDNA 2410129H14
632.	3843	RANBP5	RAN binding protein 5
633.	3298	HSF2	heat shock transcription factor 2
634.	387914	TMEM46	transmembrane protein 46
635.	27347	STK39	serine threonine kinase 39 (STE20/SPS1 homolog, yeast)
636.	6256	RXRA	retinoid X receptor, alpha
637.	6637	SNRPG	small nuclear ribonucleoprotein polypeptide G
638.	22800	RRAS2	related RAS viral (r-ras) oncogene homolog 2
639.	91694	FLJ23749	hypothetical protein FLJ23749
640.	22823	MTF2	metal response element binding transcription factor 2
641.	51184	MGC14560	protein x 0004
642.	10856	RUVBL2	RuvB-like 2 (<i>E. coli</i>)
643.	7188	TRAF5	TNF receptor-associated factor 5
644.	5272	SERPINB9	serine (or cysteine) proteinase inhibitor, clade B (ovalbumin), member 9
645.	11169	WDHD1	WD repeat and HMG-box DNA binding protein 1
646.	5606	MAP2K3	mitogen-activated protein kinase kinase 3
647.	4783	NFIL3	nuclear factor, interleukin 3 regulated
648.	51691	LSM8	LSM8 homolog, U6 small nuclear RNA associated (<i>S. cerevisiae</i>)
649.	1528	CYB5	cytochrome b-5
650.	79899	FLJ14213	hypothetical protein FLJ14213
651.	7334	UBE2N	ubiquitin-conjugating enzyme E2N (UBC13) homolog, yeast
652.	2730	GCLM	glutamate-cysteine ligase, modifier subunit
653.	23157	SEPT6	septin 6
654.	56155	TEX14	testis expressed sequence 14
655.	23658	LSM5	LSM5 homolog, U6 small nuclear RNA associated (<i>S. cerevisiae</i>)
656.	1400	CRMP1	collapsin response mediator protein 1

TABLE I-continued

ENTREZ GENE ID	GENE SYMBOL	GENE DESCRIPTION	
657.	5684	PSMA3	proteasome (prosome, macropain) subunit, alpha type, 3
658.	6713	SQLE	squalene epoxidase
659.	84955	NUDCD1	NudC domain containing 1
660.	64318	C10orf117	chromosome 10 open reading frame 117
661.	10196	HRMT1L3	HMT1 hnRNP methyltransferase-like 3 (<i>S. cerevisiae</i>)
662.	29841	GRHL1	grainyhead-like 1 (<i>Drosophila</i>)
663.	10055	SAE1	SUMO-1 activating enzyme subunit 1
664.	9214	FAIM3	Fas apoptotic inhibitory molecule 3
665.	57406	ABHD6	abhydrolase domain containing 6
666.	25914	RITN	rotatin
667.	23244	SCC-112	SCC-112 protein
668.	3183	HNRPC	heterogeneous nuclear ribonucleoprotein C (C1/C2)
669.	55117	SLC6A15	solute carrier family 6, member 15
670.	6950	TCP1	t-complex 1
671.	4660	PPP1R12B	protein phosphatase 1, regulatory (inhibitor) subunit 12B
672.	134429	STAR4	START domain containing 4, sterol regulated
673.	157503	LOC157503	hypothetical protein LOC157503
674.	253832	ZDHHC20	zinc finger, DHHC-type containing 20
675.	375061	MGC15887	hypothetical gene supported by BC009447
676.	84986	ARHGAP19	Rho GTPase activating protein 19
677.	8407	TAGLN2	transgelin 2
678.	285704	RGMB	RGM domain family, member B
679.	5050	PAFAH1B3	platelet-activating factor acetylhydrolase, isoform Ib, gamma subunit 29 kDa
680.	4208	MEF2C	MADS box transcription enhancer factor 2, polypeptide C (myocyte enhancer factor 2C)
681.	55614	C20orf23	chromosome 20 open reading frame 23
682.	388796	LOC388796	hypothetical LOC388796
683.	85463	ZC3H12C	zinc finger CCCH-type containing 12C
684.	51465	UBE2J1	ubiquitin-conjugating enzyme E2, J1 (UBC6 homolog, yeast)
685.	9994	CASP8AP2	CASP8 associated protein 2
686.	26135	PAI-RBP1	PAI-1 mRNA binding protein
687.	5634	PRPS2	phosphoribosyl pyrophosphate synthetase 2
688.	286319	TUSC1	tumor suppressor candidate 1
689.	6470	SHMT1	serine hydroxymethyltransferase 1 (soluble)
690.	9397	NMT2	N-myristoyltransferase 2
691.	10762	NUP50	nucleoporin 50 kDa
692.	201161	PRR6	proline rich 6
693.	5019	OXCT1	3-oxoacid CoA transferase 1
694.	159	ADSS	adenylosuccinate synthase
695.	23587	DERP6	S-phase 2 protein
696.	10151	HNRPA3P1	heterogeneous nuclear ribonucleoprotein A3 pseudogene 1
697.	8564	KMO	kynurenine 3-monooxygenase (kynurenine 3-hydroxylase)
698.	1349	COX7B	cytochrome c oxidase subunit VIIb
699.	283824	LOC283824	hypothetical protein LOC283824
700.	1123	CHN1	chimerin (chimaerin) 1
701.	57522	SRGAP1	SLIT-ROBO Rho GTPase activating protein 1
702.	253782	LASS6	LAG1 longevity assurance homolog 6 (<i>S. cerevisiae</i>)
703.	57685	KIAA1573	KIAA1573 protein
704.	79695	GALNT12	UDP-N-acetyl-alpha-D-galactosamine:polypeptide N-acetylgalactosaminyltransferase 12 (GalNAc-T12)
705.	90861	C16orf34	chromosome 16 open reading frame 34
706.	26207	PITPNC1	phosphatidylinositol transfer protein, cytoplasmic 1
707.	1164	CKS2	CDC28 protein kinase regulatory subunit 2
708.	396	ARHGDI3	Rho GDP dissociation inhibitor (GDI) alpha
709.	57530	CGN	cingulin
710.	1633	DCK	deoxycytidine kinase
711.	9208	LRRFIP1	leucine rich repeat (in FLII) interacting protein 1
712.	6453	ITSN1	intersectin 1 (SH3 domain protein)
713.	24147	FJX1	four jointed box 1 (<i>Drosophila</i>)
714.	9882	TBC1D4	TBC1 domain family, member 4
715.	169200	DKFZp762C1112	hypothetical protein DKFZp762C1112
716.	9331	B4GALT6	UDP-Gal:betaGlcNAc beta 1,4-galactosyltransferase, polypeptide 6
717.	55183	RIF1	RAP1 interacting factor homolog (yeast)
718.	221362	LOC221362	hypothetical protein LOC221362
719.	8458	TTF2	transcription termination factor, RNA polymerase II
720.	1047	CLGN	calmegin
721.	56919	DHX33	DEAH (Asp-Glu-Ala-His) box polypeptide 33
722.	93949	CXorf10	chromosome X open reading frame 10

TABLE I-continued

ENTREZ GENE ID	GENE SYMBOL	GENE DESCRIPTION
723.	5569 PKIA	protein kinase (cAMP-dependent, catalytic) inhibitor alpha
724.	6891 TAP2	transporter 2, ATP-binding cassette, sub-family B (MDR/TAP)
725.	1960 EGR3	early growth response 3
726.	11252 PACSIN2	protein kinase C and casein kinase substrate in neurons 2
727.	51762 RAB8B	RAB8B, member RAS oncogene family
728.	81575 DKFZP434F0318	hypothetical protein DKFZp434F0318
729.	56906 THAP10	THAP domain containing 10
730.	55110 FLJ10292	mago-nashi homolog
731.	5267 SERPINA4	serine (or cysteine) proteinase inhibitor, clade A (alpha-1 antiproteinase, antitrypsin), member 4
732.	1844 DUSP2	dual specificity phosphatase 2
733.	9612 NCOR2	nuclear receptor co-repressor 2
734.	3276 HRMT1L2	HMT1 hnRNP methyltransferase-like 2 (<i>S. cerevisiae</i>)
735.	257415 MGC40405	hypothetical protein MGC40405
736.	79720 FLJ12750	hypothetical protein FLJ12750
737.	160897 ITR	intimal thickness-related receptor
738.	4522 MTHFD1	methylenetetrahydrofolate dehydrogenase (NADP+ dependent) 1, methylenetetrahydrofolate cyclohydrolase, formyltetrahydrofolate synthetase
739.	4668 NAGA	N-acetylgalactosaminidase, alpha-
740.	84890 C10orf22	chromosome 10 open reading frame 22
741.	5198 PFAS	phosphoribosylformylglycinamide synthase (FGAR amidotransferase)
742.	55544 RNPC1	RNA-binding region (RNP1, RRM) containing 1
743.	2618 GART	phosphoribosylglycinamide formyltransferase, phosphoribosylglycinamide synthetase, phosphoribosylaminoimidazole synthetase
744.	9261 MAPKAPK2	mitogen-activated protein kinase-activated protein kinase 2
745.	285761 DCBLD1	discoidin, CUB and LCCL domain containing 1
746.	23225 NUP210	nucleoporin 210 kDa
747.	9792 SERTAD2	SERTA domain containing 2
748.	56938 ARNTL2	aryl hydrocarbon receptor nuclear translocator-like 2
749.	23254 KIAA1026	kazrin
750.	4628 MYH10	myosin, heavy polypeptide 10, non-muscle
751.	23176 SEPT8	septin 8
752.	1432 MAPK14	mitogen-activated protein kinase 14
753.	84549 RBM13	RNA binding motif protein 13
754.	84133 ZNRF3	zinc and ring finger 3
755.	6502 SKP2	S-phase kinase-associated protein 2 (p45)
756.	59274 MESDC1	mesoderm development candidate 1
757.	51496 HSPC129	hypothetical protein HSPC129
758.	55151 TMEM38B	transmembrane protein 38B
759.	57609 KIAA1463	KIAA1463 protein
760.	1039 CDR2	cerebellar degeneration-related protein 2, 62 kDa
761.	143098 MPP7	membrane protein, palmitoylated 7 (MAGUK p55 subfamily member 7)
762.	130589 GALM	galactose mutarotase (aldose 1-epimerase)
763.	3937 LCP2	lymphocyte cytosolic protein 2 (SH2 domain containing leukocyte protein of 76 kDa)
764.	5420 PODXL	podocalyxin-like
765.	6509 SLC1A4	solute carrier family 1 (glutamate/neutral amino acid transporter), member 4
766.	64397 ZFP106	zinc finger protein 106 homolog (mouse)
767.	4860 NP	nucleoside phosphorylase
768.	3535 IGL@	immunoglobulin lambda locus
769.	1396 CRIP1	cysteine-rich protein 1 (intestinal)
770.	1660 DHX9	DEAH (Asp-Glu-Ala-His) box polypeptide 9
771.	4291 MLF1	myeloid leukemia factor 1
772.	26973 CHORDC1	cysteine and histidine-rich domain (CHORD)-containing, zinc binding protein 1
773.	81037 CRR9	cisplatin resistance related protein CRR9p
774.	10574 CCT7	chaperonin containing TCP1, subunit 7 (eta)
775.	79892 C10orf119	chromosome 10 open reading frame 119
776.	9972 NUP153	nucleoporin 153 kDa
777.	10459 MAD2L2	MAD2 mitotic arrest deficient-like 2 (yeast)
778.	483 ATP1B3	ATPase, Na+/K+ transporting, beta 3 polypeptide
779.	7552 ZNF6	zinc finger protein 6 (CMPX1)
780.	8165 AKAP1	A kinase (PRKA) anchor protein 1
781.	29097 CNIH4	cornichon homolog 4 (<i>Drosophila</i>)
782.	11198 SUPT16H	suppressor of Ty 16 homolog (<i>S. cerevisiae</i>)
783.	2184 FAH	fumarylacetoacetate hydrolase (fumarylacetoacetase)

TABLE I-continued

ENTREZ GENE ID	GENE SYMBOL	GENE DESCRIPTION	
784.	7037	TFRC	transferrin receptor (p90, CD71)
785.	6461	SHB	Src homology 2 domain containing adaptor protein B
786.	509	ATP5C1	ATP synthase, H ⁺ transporting, mitochondrial F1 complex, gamma polypeptide 1
787.	5591	PRKDC	protein kinase, DNA-activated, catalytic polypeptide
788.	10682	EBP	emopamil binding protein (sterol isomerase)
789.	9188	DDX21	DEAD (Asp-Glu-Ala-Asp) box polypeptide 21
790.	3837	KPNB1	karyopherin (importin) beta 1
791.	3191	HNRPL	heterogeneous nuclear ribonucleoprotein L
792.	10236	HNRPR	heterogeneous nuclear ribonucleoprotein R
793.	6907	TBL1X	transducin (beta)-like 1X-linked
794.	56172	ANKH	ankylosis, progressive homolog (mouse)
795.	23367	LARP1	La ribonucleoprotein domain family, member 1
796.	5778	PTPN7	protein tyrosine phosphatase, non-receptor type 7
797.	100	ADA	adenosine deaminase
798.	2821	GPI	glucose phosphate isomerase
799.	9697	TRAM2	translocation associated membrane protein 2
800.	54927	CHCHD3	coiled-coil-helix-coiled-coil-helix domain containing 3
801.	58478	MASA	E-1 enzyme
802.	6322	SCML1	sex comb on midleg-like 1 (<i>Drosophila</i>)
803.	292	SLC25A5	solute carrier family 25 (mitochondrial carrier; adenine nucleotide translocator), member 5
804.	10857	PGRMC1	progesterone receptor membrane component 1
805.	55342	STRBP	spermatid perinuclear RNA binding protein
806.	7150	TOP1	topoisomerase (DNA) I
807.	874	GBR3	carbonyl reductase 3
808.	51096	WDR50	WD repeat domain 50
809.	253558	LYCAT	lysocardiolipin acyltransferase
810.	79053	ALG8	asparagine-linked glycosylation 8 homolog (yeast, alpha-1,3-glucosyltransferase)
811.	84300	C6orf125	chromosome 6 open reading frame 125
812.	8975	USP13	ubiquitin specific protease 13 (isopeptidase T-3)
813.	220988	HNRPA3	heterogeneous nuclear ribonucleoprotein A3
814.	5315	PKM2	pyruvate kinase, muscle
815.	7411	VBP1	von Hippel-Lindau binding protein 1
816.	1665	DHX15	DEAH (Asp-Glu-Ala-His) box polypeptide 15
817.	10963	STIP1	stress-induced-phosphoprotein 1 (Hsp70/Hsp90-organizing protein)
818.	253461	ZBTB38	zinc finger and BTB domain containing 38
819.	29080	HSPC128	HSPC128 protein
820.	84275	MGC4399	mitochondrial carrier protein
821.	1622	DBI	diazepam binding inhibitor (GABA receptor modulator, acyl-Coenzyme A binding protein)
822.	4953	ODC1	ornithine decarboxylase 1
823.	2029	ENSA	endosulfine alpha
824.	6404	SELPLG	selectin P ligand
825.	81034	MFTC	mitochondrial folate transporter/carrier
826.	81542	TXNDC	thioredoxin domain containing
827.	25816	TNFAIP8	tumor necrosis factor, alpha-induced protein 8
828.	51582	AZIN1	antizyme inhibitor 1
829.	27436	EML4	echinoderm microtubule associated protein like 4
830.	55720	FLJ10534	hypothetical protein FLJ10534
831.	7295	TXN	thioredoxin
832.	10539	TXNL2	thioredoxin-like 2
833.	86	ACTL6A	actin-like 6A
834.	6731	SRP72	signal recognition particle 72 kDa
835.	23314	SATB2	SATB family member 2
836.	2273	FHL1	four and a half LIM domains 1
837.	3422	IDII	isopentenyl-diphosphate delta isomerase
838.	10935	PRDX3	peroxiredoxin 3
839.	2958	GTF2A2	general transcription factor IIA, 2, 12 kDa
840.	4144	MAT2A	methionine adenosyltransferase II, alpha
841.	1964	EIF1AX	eukaryotic translation initiation factor 1A, X-linked
842.	60	ACTB	actin, beta
843.	11191	PTENP1	phosphatase and tensin homolog (mutated in multiple advanced cancers 1), pseudogene 1
844.	90843	TCEAL8	transcription elongation factor A (SII)-like 8
845.	57181	SLC39A10	solute carrier family 39 (zinc transporter), member 10
846.	11147	HHLA3	HERV-H LTR-associating 3
847.	10553	HTATIP2	HIV-1 Tat interactive protein 2, 30 kDa
848.	3338	DNAJC4	DnaJ (Hsp40) homolog, subfamily C, member 4
849.	84888	SPPL2A	signal peptide peptidase-like 2A
850.	1955	EGFL5	EGF-like-domain, multiple 5
851.	329	BIRC2	baculoviral IAP repeat-containing 2
852.	29927	SEC61A1	Sec61 alpha 1 subunit (<i>S. cerevisiae</i>)

TABLE I-continued

ENTREZ			
GENE			
ID	GENE SYMBOL	GENE DESCRIPTION	
853.	9559	VPS26	vacuolar protein sorting 26 (yeast)
854.	23270	TSPYL4	TSPY-like 4
855.	6309	SC5DL	sterol-C5-desaturase (ERG3 delta-5-desaturase homolog, fungal)-like
856.	10397	NDRG1	N-myc downstream regulated gene 1
857.	27032	ATP2C1	ATPase, Ca ⁺⁺ transporting, type 2C, member 1
858.	11112	HIBADH	3-hydroxyisobutyrate dehydrogenase
859.	1476	CSTB	cystatin B (stefin B)
860.	9620	CELSR1	cadherin, EGF LAG seven-pass G-type receptor 1 (flamingo homolog, <i>Drosophila</i>)
861.	56650	C3orf4	chromosome 3 open reading frame 4
862.	29922	NME7	non-metastatic cells 7, protein expressed in (nucleoside-diphosphate kinase)
863.	8887	TAX1BP1	Tax1 (human T-cell leukemia virus type I) binding protein 1
864.	5445	PON2	paraoxonase 2
865.	81889	FAHD1	fumarylacetoacetate hydrolase domain containing 1
866.	694	BTG1	B-cell translocation gene 1, anti-proliferative
867.	29058	C20orf30	chromosome 20 open reading frame 30
868.	2752	GLUL	glutamate-ammonia ligase (glutamine synthase)
869.	79717	FLJ11838	hypothetical protein FLJ11838
870.	170622	COMM6	COMM domain containing 6
871.	5792	PTPRF	protein tyrosine phosphatase, receptor type, F
872.	64393	WIG1	p53 target zinc finger protein
873.	549	AUH	AU RNA binding protein/enoyl-Coenzyme A hydratase
874.	51282	SCAND1	SCAN domain containing 1
875.	79027	ZNF655	zinc finger protein 655
876.	6451	SH3BGR1	SH3 domain binding glutamic acid-rich protein like
877.	1347	COX7A2	cytochrome c oxidase subunit VIIa polypeptide 2 (liver)
878.	550643	LOC550643	hypothetical protein LOC550643
879.	6926	TBX3	T-box 3 (ulnar mammary syndrome)
880.	51614	SDBCAG84	serologically defined breast cancer antigen 84
881.	9520	NPEPPS	aminopeptidase puromycin sensitive
882.	51065	RPS27L	ribosomal protein S27-like
883.	10116	FEM1B	fem-1 homolog b (<i>C. elegans</i>)
884.	10521	DDX17	DEAD (Asp-Glu-Ala-Asp) box polypeptide 17
885.	81557	MAGED4	melanoma antigen family D, 4
886.	10133	OPTN	optineurin
887.	54504	CPVL	carboxypeptidase, vitellogenic-like
888.	64082	C13orf10	chromosome 13 open reading frame 10
889.	401115	LOC401115	hypothetical gene supported by BC038466; BC062790
890.	6892	TAPBP	TAP binding protein (tapasin)
891.	8087	FXR1	fragile X mental retardation, autosomal homolog 1
892.	7905	C5orf18	chromosome 5 open reading frame 18
893.	3916	LAMP1	lysosomal-associated membrane protein 1
894.	22982	KIAA0934	KIAA0934
895.	55615	PRR5	proline rich protein 5
896.	5651	PRSS7	protease, serine, 7 (enterokinase)
897.	10449	ACAA2	acetyl-Coenzyme A acyltransferase 2 (mitochondrial 3-oxoacyl-Coenzyme A thiolase)
898.	8934	RAB7L1	RAB7, member RAS oncogene family-like 1
899.	10114	HIPK3	homeodomain interacting protein kinase 3
900.	57560	WDR56	WD repeat domain 56
901.	51205	ACP6	acid phosphatase 6, lysophosphatidic
902.	6238	RRBP1	ribosome binding protein 1 homolog 180 kDa (dog)
903.	151011	SEPT10	septin 10
904.	22920	KIFAP3	kinesin-associated protein 3
905.	3958	LGALS3	lectin, galactoside-binding, soluble, 3 (galectin 3)
906.	84186	ZCCHC7	zinc finger, CCHC domain containing 7
907.	9452	ITM2A	integral membrane protein 2A
908.	10159	ATP6AP2	ATPase, H ⁺ transporting, lysosomal accessory protein 2
909.	23641	LDOC1	leucine zipper, down-regulated in cancer 1
910.	967	CD63	CD63 antigen (melanoma 1 antigen)
911.	2517	FUCA1	fucosidase, alpha-L-1, tissue
912.	23219	FBXO28	F-box protein 28
913.	79982	DNAJB14	DnaJ (Hsp40) homolog, subfamily B, member 14
914.	7328	UBE2H	ubiquitin-conjugating enzyme E2H (UBC8 homolog, yeast)
915.	23355	KIAA0804	KIAA0804
916.	257103	C21orf86	chromosome 21 open reading frame 86
917.	6307	SC4MOL	sterol-C4-methyl oxidase-like
918.	23376	KIAA0776	KIAA0776

TABLE I-continued

ENTREZ GENE ID	GENE SYMBOL	GENE DESCRIPTION	
919.	57700	KIAA1600	KIAA1600
920.	85461	TANC	TPR domain, ankyrin-repeat and coiled-coil-containing
921.	4247	MGAT2	mannosyl (alpha-1,6-)-glycoprotein beta-1,2-N-acetylglucosaminyltransferase
922.	3383	ICAM1	intercellular adhesion molecule 1 (CD54), human rhinovirus receptor
923.	493812	HCG11	HLA complex group 11
924.	5921	RASA1	RAS p21 protein activator (GTPase activating protein) 1
925.	23563	CHST5	carbohydrate (N-acetylglucosamine 6-O) sulfotransferase 5
926.	51100	SH3GLB1	SH3-domain GRB2-like endophilin B1
927.	339988	LOC339988	hypothetical protein LOC339988
928.	79080	MGC2574	hypothetical protein MGC2574
929.	55761	TTC17	tetratricopeptide repeat domain 17
930.	144871	LOC144871	hypothetical protein LOC144871
931.	4194	MDM4	Mdm4, transformed 3T3 cell double minute 4, p53 binding protein (mouse)
932.	51030	FAM18B	family with sequence similarity 18, member B
933.	1650	DDOST	dolichyl-diphosphooligosaccharide-protein glycosyltransferase
934.	147463	ANKRD29	ankyrin repeat domain 29
935.	3757	KCNH2	potassium voltage-gated channel, subfamily H (eag-related), member 2
936.	116442	RAB39B	RAB39B, member RAS oncogene family
937.	10972	TMP21	transmembrane trafficking protein
938.	57798	GATAD1	GATA zinc finger domain containing 1
939.	1314	COPA	coatamer protein complex, subunit alpha
940.	2581	GALC	galactosylceramidase (Krabbe disease)
941.	91452	ACBD5	acyl-Coenzyme A binding domain containing 5
942.	8879	SGPL1	sphingosine-1-phosphate lyase 1
943.	4897	NRCAM	neuronal cell adhesion molecule
944.	23209	MLC1	megalencephalic leukoencephalopathy with subcortical cysts 1
945.	440270	LOC440270	golgin-67
946.	5034	P4HB	procollagen-proline, 2-oxoglutarate 4-dioxygenase (proline 4-hydroxylase), beta polypeptide (protein disulfide isomerase-associated 1)
947.	148646	FLJ32096	hypothetical protein FLJ32096
948.	399917	LOC399917	similar to polymerase
949.	7096	TLR1	toll-like receptor 1
950.	80853	KIAA1718	KIAA1718 protein
951.	378938	MALAT1	metastasis associated lung adenocarcinoma transcript 1 (non-coding RNA)
952.	1266	CNN3	calponin 3, acidic
953.	58486	LOC58486	transposon-derived Buster1 transposase-like protein gene
954.	1040	CDS1	CDP-diacylglycerol synthase (phosphatidate cytidylyltransferase) 1
955.	9895	KIAA0329	KIAA0329
956.	1509	CTSD	cathepsin D (lysosomal aspartyl protease)
957.	26115	DKFZP564D166	putative ankyrin-repeat containing protein
958.	57162	PEL1I	pellino homolog 1 (<i>Drosophila</i>)
959.	57599	WDR48	WD repeat domain 48
960.	285464	FLJ34443	hypothetical protein FLJ34443
961.	55857	C20orf19	chromosome 20 open reading frame 19
962.	339456	LOC339456	hypothetical protein LOC339456
963.	51569	UFM1	ubiquitin-fold modifier 1
964.	582	BBS1	Bardet-Biedl syndrome 1
965.	4637	MYL6	myosin, light polypeptide 6, alkali, smooth muscle and non-muscle
966.	1186	CLCN7	chloride channel 7
967.	3490	IGFBP7	insulin-like growth factor binding protein 7
968.	5095	PCCA	propionyl Coenzyme A carboxylase, alpha polypeptide
969.	10966	RAB40B	RAB40B, member RAS oncogene family
970.	285362	SUMF1	sulfatase modifying factor 1
971.	56122	PCDHB14	protocadherin beta 14
972.	57534	MIB1	mindbomb homolog 1 (<i>Drosophila</i>)
973.	56951	C5orf15	chromosome 5 open reading frame 15
974.	113177	C19orf36	chromosome 19 open reading frame 36
975.	10379	ISGF3G	interferon-stimulated transcription factor 3, gamma 48 kDa
976.	64224	FLJ22313	hypothetical protein FLJ22313
977.	65084	FLJ22104	hypothetical protein FLJ22104

TABLE I-continued

ENTREZ GENE ID	GENE SYMBOL	GENE DESCRIPTION	
978.	10537	UBD	ubiquitin D
979.	8548	BLZF1	basic leucine zipper nuclear factor 1 (JEM-1)
980.	284214	LOC284214	hypothetical protein LOC284214
981.	8334	HIST1H2AC	histone 1, H2ac
982.	80210	FLJ12584	melanoma/melanocyte specific protein KU-MEL-1
983.	1182	CLCN3	chloride channel 3
984.	26751	SH3YL1	SH3 domain containing, Ysc84-like 1 (<i>S. cerevisiae</i>)
985.	114327	EFHC1	EF-hand domain (C-terminal) containing 1
986.	7351	UCP2	uncoupling protein 2 (mitochondrial, proton carrier)
987.	10724	MGEA5	meningioma expressed antigen 5 (hyaluronidase)
988.	9652	KIAA0372	KIAA0372
989.	200958	MUC20	mucin 20
990.	161527	LOC161527	hypothetical protein LOC161527
991.	10314	LANCL1	LanC lantibiotic synthetase component C-like 1 (bacterial)
992.	2923	PDIA3	protein disulfide isomerase family A, member 3
993.	84247	LDOC1L	leucine zipper, down-regulated in cancer 1-like
994.	3006	HIST1H1C	histone1, H1c
995.	9562	MINPP1	multiple inositol polyphosphate histidine phosphatase, 1
996.	115024	MGC20781	hypothetical protein MGC20781
997.	65982	FLJ12895	hypothetical protein FLJ12895
998.	5268	SERPINB5	serine (or cysteine) proteinase inhibitor, clade B (ovalbumin), member 5
999.	94240	EPSTI1	epithelial stromal interaction 1 (breast)
1000.	2621	GAS6	growth arrest-specific 6
1001.	401024	FLJ44048	FLJ44048 protein
1002.	57142	RTN4	reticulon 4
1003.	50854	C6orf48	chromosome 6 open reading frame 48
1004.	317649	EIF4E3	eukaryotic translation initiation factor 4E member 3
1005.	4179	MCP	membrane cofactor protein (CD46, trophoblast-lymphocyte cross-reactive antigen)
1006.	54884	RetSat	all-trans-13,14-dihydroretinol saturase
1007.	10154	PLXNC1	plexin C1
1008.	2630	GBAP	glucosidase, beta; acid, pseudogene
1009.	7077	TIMP2	tissue inhibitor of metalloproteinase 2
1010.	23741	CRII	CREBBP/EP300 inhibitor 1
1011.	949	SCARB1	scavenger receptor class B, member 1
1012.	1519	CTSO	cathepsin O
1013.	51136	LOC51136	PTD016 protein
1014.	3428	IFI16	interferon, gamma-inducible protein 16
1015.	9516	LITAF	lipopolysaccharide-induced TNF factor
1016.	3123	HLA-DRB1	major histocompatibility complex, class II, DR beta 1
1017.	1389	CREBL2	cAMP responsive element binding protein-like 2
1018.	5027	P2RX7	purinergic receptor P2X, ligand-gated ion channel, 7
1019.	6782	STCH	stress 70 protein chaperone, microsome-associated, 60 kDa
1020.	5645	PRSS2	protease, serine, 2 (trypsin 2)
1021.	84282	RNF135	ring finger protein 135
1022.	9852	EPM2AIP1	EPM2A (laforin) interacting protein 1
1023.	84333	PCGF5	polycomb group ring finger 5
1024.	23475	QPRT	quinolinate phosphoribosyltransferase (nicotinate-nucleotide pyrophosphorylase (carboxylating))
1025.	11142	PKIG	protein kinase (cAMP-dependent, catalytic) inhibitor gamma
1026.	54832	VPS13C	vacuolar protein sorting 13C (yeast)
1027.	1486	CTBS	chitinase, di-N-acetyl-
1028.	4601	MXI1	MAX interactor 1
1029.	1365	CLDN3	claudin 3
1030.	81622	UNC93B1	unc-93 homolog B1 (<i>C. elegans</i>)
1031.	54664	FLJ11273	hypothetical protein FLJ11273
1032.	9993	DGCR2	DiGeorge syndrome critical region gene 2
1033.	57179	KIAA1191	KIAA1191 protein
1034.	55958	KLHL9	kelch-like 9 (<i>Drosophila</i>)
1035.	81671	TMEM49	transmembrane protein 49
1036.	9666	DZIP3	zinc finger DAZ interacting protein 3
1037.	10509	SEMA4B	sema domain, immunoglobulin domain (Ig), transmembrane domain (TM) and short cytoplasmic domain, semaphorin 4B
1038.	3782	KCNN3	potassium intermediate/small conductance calcium-activated channel, subfamily N, member 3
1039.	4644	MYO5A	myosin VA (heavy polypeptide 12, myosin)
1040.	55179	FAIM	Fas apoptotic inhibitory molecule
1041.	9687	GREB1	GREB1 protein
1042.	25861	DFNB31	deafness, autosomal recessive 31

TABLE I-continued

ENTREZ GENE ID	GENE SYMBOL	GENE DESCRIPTION
1043.	9197 SLC33A1	solute carrier family 33 (acetyl-CoA transporter), member 1
1044.	10549 PRDX4	peroxiredoxin 4
1045.	27090 ST6GALNAC4	ST6 (alpha-N-acetylneuraminyl-2,3-beta-galactosyl-1,3)-N-acetylgalactosaminide alpha-2,6-sialyltransferase 4
1046.	3988 LIPA	lipase A, lysosomal acid, cholesterol esterase (Wolman disease)
1047.	10577 NPC2	Niemann-Pick disease, type C2
1048.	441951 HSUP1	similar to RPE-spondin
1049.	26275 HIBCH	3-hydroxyisobutyryl-Coenzyme A hydrolase
1050.	401397 LOC401397	hypothetical LOC401397
1051.	81555 YIPF5	Yip1 domain family, member 5
1052.	19 ABCA1	ATP-binding cassette, sub-family A (ABC1), member 1
1053.	2896 GRN	granulin
1054.	1312 COMT	catechol-O-methyltransferase
1055.	127018 LYPLAL1	lysophospholipase-like 1
1056.	5911 RAP2A	RAP2A, member of RAS oncogene family
1057.	3017 HIST1H2BD	histone 1, H2bd
1058.	9139 CBFA2T2	core-binding factor, runt domain, alpha subunit 2; translocated to, 2
1059.	50848 F11R	F11 receptor
1060.	3728 JUP	junction plakoglobin
1061.	8615 VDP	vesicle docking protein p115
1062.	79090 MGC2650	hypothetical protein MGC2650
1063.	51303 FKBP11	FK506 binding protein 11, 19 kDa
1064.	64747 MFSD1	major facilitator superfamily domain containing 1
1065.	23471 TRAM1	translocation associated membrane protein 1
1066.	1832 DSP	desmoplakin
1067.	125144 MGC40157	hypothetical protein MGC40157
1068.	10150 MBNL2	muscleblind-like 2 (<i>Drosophila</i>)
1069.	3082 HGF	hepatocyte growth factor (hepatoietin A; scatter factor)
1070.	7750 ZNF198	zinc finger protein 198
1071.	2908 NR3C1	nuclear receptor subfamily 3, group C, member 1 (glucocorticoid receptor)
1072.	25758 G2	G2 protein
1073.	10653 SPINT2	serine protease inhibitor, Kunitz type, 2
1074.	116151 C20orf108	chromosome 20 open reading frame 108
1075.	8933 CXX1	C.AAX box 1
1076.	475 ATOX1	ATX1 antioxidant protein 1 homolog (yeast)
1077.	23406 COTL1	coactosin-like 1 (<i>Dictyostelium</i>)
1078.	57561 ARRD3	arrestin domain containing 3
1079.	55205 ZNF532	zinc finger protein 532
1080.	25796 PGLS	6-phosphogluconolactonase
1081.	283846 DKFZp547E087	PI-3-kinase-related kinase SMG-1-like
1082.	57185 DJ462O23.2	hypothetical protein dJ462O23.2
1083.	54431 DNAJC10	DnaJ (Hsp40) homolog, subfamily C, member 10
1084.	5800 PTPRO	protein tyrosine phosphatase, receptor type, O
1085.	1465 CSRP1	cysteine and glycine-rich protein 1
1086.	950 SCARB2	scavenger receptor class B, member 2
1087.	51019 CGI-116	CGI-116 protein
1088.	5476 PPGB	protective protein for beta-galactosidase (galactosialidosis)
1089.	54145 H2BFS	H2B histone family, member S
1090.	65981 C1QDC1	C1q domain containing 1
1091.	81502 HM13	histocompatibility (minor) 13
1092.	3572 IL6ST	interleukin 6 signal transducer (gp130, oncostatin M receptor)
1093.	1299 COL9A3	collagen, type IX, alpha 3
1094.	1386 ATF2	activating transcription factor 2
1095.	4134 MAP4	microtubule-associated protein 4
1096.	3981 LIG4	ligase IV, DNA, ATP-dependent
1097.	57714 KIAA1618	KIAA1618
1098.	80315 CPEB4	cytoplasmic polyadenylation element binding protein 4
1099.	107 ADCY1	adenylate cyclase 1 (brain)
1100.	8804 CREG1	cellular repressor of E1A-stimulated genes 1
1101.	84181 CHD6	chromodomain helicase DNA binding protein 6
1102.	22871 NLGN1	neuroligin 1
1103.	659 BMPR2	bone morphogenetic protein receptor, type II (serine/threonine kinase)
1104.	79158 MGC4170	MGC4170 protein
1105.	112399 EGLN3	egl nine homolog 3 (<i>C. elegans</i>)
1106.	10550 ARL6IP5	ADP-ribosylation-like factor 6 interacting protein 5
1107.	55573 H41	hypothetical protein H41

TABLE I-continued

ENTREZ			
GENE			
ID	GENE SYMBOL	GENE DESCRIPTION	
1108.	51706	NQO3A2	NAD(P)H:quinone oxidoreductase type 3, polypeptide A2
1109.	79738	FLJ23560	hypothetical protein FLJ23560
1110.	6672	SP100	nuclear antigen Sp100
1111.	145173	B3GTL	beta 3-glycosyltransferase-like
1112.	3275	HRMT1L1	HMT1 hnRNP methyltransferase-like 1 (<i>S. cerevisiae</i>)
1113.	54059	C21orf57	chromosome 21 open reading frame 57
1114.	571	BACH1	BTB and CNC homology 1, basic leucine zipper transcription factor 1
1115.	6990	TCTE1L	t-complex-associated-testis-expressed 1-like
1116.	9341	VAMP3	vesicle-associated membrane protein 3 (cellubrevin)
1117.	2180	ACSL1	acyl-CoA synthetase long-chain family member 1
1118.	2799	GNS	glucosamine (N-acetyl)-6-sulfatase (Sanfilippo disease IIID)
1119.	9236	CCPG1	cell cycle progression 1
1120.	51111	SUV420H1	suppressor of variegation 4-20 homolog 1 (<i>Drosophila</i>)
1121.	598	BCL2L1	BCL2-like 1
1122.	57674	C17orf27	chromosome 17 open reading frame 27
1123.	1488	CTBP2	C-terminal binding protein 2
1124.	80267	C1orf22	chromosome 1 open reading frame 22
1125.	90701	SEC11L3	SEC11-like 3 (<i>S. cerevisiae</i>)
1126.	84218	TBC1D3	TBC1 domain family, member 3
1127.	7844	RNF103	ring finger protein 103
1128.	8440	NCK2	NCK adaptor protein 2
1129.	25934	NIPSNAP3A	nipsnap homolog 3A (<i>C. elegans</i>)
1130.	3897	L1CAM	L1 cell adhesion molecule
1131.	114915	TIGA1	TIGA1
1132.	754	PTTG1IP	pituitary tumor-transforming 1 interacting protein
1133.	10525	HYOU1	hypoxia up-regulated 1
1134.	966	CD59	CD59 antigen p18-20 (antigen identified by monoclonal antibodies 16.3A5, EJ16, EJ30, EL32 and G344)
1135.	25976	TIPARP	TCDD-inducible poly(ADP-ribose) polymerase
1136.	3714	JAG2	jagged 2
1137.	8780	RIOK3	RIO kinase 3 (yeast)
1138.	55827	IQWD1	IQ motif and WD repeats 1
1139.	55830	GLT8D1	glycosyltransferase 8 domain containing 1
1140.	4779	NFE2L1	nuclear factor (erythroid-derived 2)-like 1
1141.	7286	TUFT1	tuftelin 1
1142.	1028	CDKN1C	cyclin-dependent kinase inhibitor 1C (p57, Kip2)
1143.	60492	MDS025	hypothetical protein MDS025
1144.	27319	BHLHB5	basic helix-loop-helix domain containing, class B, 5
1145.	1958	EGR1	early growth response 1
1146.	89796	NAV1	neuron navigator 1
1147.	9240	PNMA1	paraneoplastic antigen MA1
1148.	6773	STAT2	signal transducer and activator of transcription 2, 113 kDa
1149.	7494	XBP1	X-box binding protein 1
1150.	11057	ABHD2	abhydrolase domain containing 2
1151.	9451	EIF2AK3	eukaryotic translation initiation factor 2-alpha kinase 3
1152.	8878	SQSTM1	sequestosome 1
1153.	302	ANXA2	annexin A2
1154.	2590	GALNT2	UDP-N-acetyl-alpha-D-galactosamine:polypeptide N-acetylgalactosaminyltransferase 2 (GalNAc-T2)
1155.	1200	TPP1	tripeptidyl peptidase I
1156.	5973	RENBP	renin binding protein
1157.	7259	TSPYL1	TSPYL-like 1
1158.	112770	C1orf85	chromosome 1 open reading frame 85
1159.	93953	ACRC	acidic repeat containing
1160.	90634	CG018	hypothetical gene CG018
1161.	1030	CDKN2B	cyclin-dependent kinase inhibitor 2B (p15, inhibits CDK4)
1162.	158158	RASEF	RAS and EF hand domain containing
1163.	2824	GPM6B	glycoprotein M6B
1164.	9706	ULK2	unc-51-like kinase 2 (<i>C. elegans</i>)
1165.	92370	ACPL2	acid phosphatase-like 2
1166.	1203	CLN5	ceroid-lipofuscinosis, neuronal 5
1167.	8337	HIST2H2AA	histone 2, H2aa
1168.	3998	LMAN1	lectin, mannose-binding, 1
1169.	56675	NRIP3	nuclear receptor interacting protein 3
1170.	4864	NPC1	Niemann-Pick disease, type C1
1171.	3358	HTR2C	5-hydroxytryptamine (serotonin) receptor 2C
1172.	304	ANXA2P2	annexin A2 pseudogene 2
1173.	81790	RNF170	ring finger protein 170
1174.	2537	GIP3	interferon, alpha-inducible protein (clone IFI-6-16)

TABLE I-continued

ENTREZ GENE ID	GENE SYMBOL	GENE DESCRIPTION	
1175.	55251	C20orf36	chromosome 20 open reading frame 36
1176.	27344	PCSK1N	proprotein convertase subtilisin/kexin type 1 inhibitor
1177.	10057	ABCC5	ATP-binding cassette, sub-family C (CFTR/MRP), member 5
1178.	81031	SLC2A10	solute carrier family 2 (facilitated glucose transporter), member 10
1179.	467	ATF3	activating transcription factor 3
1180.	94103	ORMDL3	ORM1-like 3 (<i>S. cerevisiae</i>)
1181.	375593	TRIM50B	tripartite motif-containing 50B
1182.	23015	GM88	88-kDa golgi protein
1183.	55818	JMJD1A	jumonji domain containing 1A
1184.	5274	SERPINI1	serine (or cysteine) proteinase inhibitor, clade I (neuroserpin), member 1
1185.	23336	DMN	desmuslin
1186.	255631	COL24A1	collagen, type XXIV, alpha 1
1187.	3995	FADS3	fatty acid desaturase 3
1188.	5797	PTPRM	protein tyrosine phosphatase, receptor type, M
1189.	55876	GSDML	gasdermin-like
1190.	999	CDH1	cadherin 1, type 1, E-cadherin (epithelial)
1191.	84897	TBRG1	transforming growth factor beta regulator 1
1192.	51363	GALNAC4S-6ST	B cell RAG associated protein
1193.	9961	MVP	major vault protein
1194.	2982	GUCY1A3	guanylate cyclase 1, soluble, alpha 3
1195.	706	BZRP	benzodiazapine receptor (peripheral)
1196.	144203	OVOS2	ovostatin 2
1197.	8516	ITGA8	integrin, alpha 8
1198.	2037	EPB41L2	erythrocyte membrane protein band 4.1-like 2
1199.	1524	CX3CR1	chemokine (C-X3-C motif) receptor 1
1200.	222166	EIIs1	hypothetical protein EIIs1
1201.	339803	LOC339803	hypothetical protein LOC339803
1202.	5360	PLTP	phospholipid transfer protein
1203.	1612	DAPK1	death-associated protein kinase 1
1204.	90161	HS6ST2	heparan sulfate 6-O-sulfotransferase 2
1205.	115701	ALPK2	alpha-kinase 2
1206.	50640	IPLA2(GAMMA)	intracellular membrane-associated calcium-independent phospholipase A2 gamma
1207.	8473	OGT	O-linked N-acetylglucosamine (GlcNAc) transferase (UDP-N-acetylglucosamine:polypeptide-N-acetylglucosaminyl transferase)
1208.	252839	TMEM9	transmembrane protein 9
1209.	150759	LOC150759	hypothetical protein LOC150759
1210.	401152	LOC401152	HCV F-transactivated protein 1
1211.	64065	PERP	PERP, TP53 apoptosis effector
1212.	114793	FMNL2	formin-like 2
1213.	477	ATP1A2	ATPase, Na ⁺ /K ⁺ transporting, alpha 2 (+) polypeptide
1214.	59338	PLEKHA1	pleckstrin homology domain containing, family A (phosphoinositide binding specific) member 1
1215.	3727	JUND	jun D proto-oncogene
1216.	85236	HIST1H2BK	histone 1, H2bk
1217.	6513	SLC2A1	solute carrier family 2 (facilitated glucose transporter), member 1
1218.	155038	GIMAP8	GTPase, IMAF family member 8
1219.	3055	HCK	hemopoietic cell kinase
1220.	6542	SLC7A2	solute carrier family 7 (cationic amino acid transporter, y+ system), member 2
1221.	8996	NOL3	nucleolar protein 3 (apoptosis repressor with CARD domain)
1222.	9728	KIAA0256	KIAA0256 gene product
1223.	51237	PACAP	proapoptotic caspase adaptor protein
1224.	8987	GENX-3414	genethonin 1
1225.	132720	FLJ39370	hypothetical protein FLJ39370
1226.	1601	DAB2	disabled homolog 2, mitogen-responsive phosphoprotein (<i>Drosophila</i>)
1227.	54741	LEPROT	leptin receptor overlapping transcript
1228.	81631	MAP1LC3B	microtubule-associated protein 1 light chain 3 beta
1229.	9473	C1orf38	chromosome 1 open reading frame 38
1230.	94241	TP53INP1	tumor protein p53 inducible nuclear protein 1
1231.	5816	PVALB	parvalbumin
1232.	115294	LOC115294	similar to hypothetical protein FLJ10883
1233.	23461	ABCA5	ATP-binding cassette, sub-family A (ABC1), member 5
1234.	10370	CITED2	Cbp/p300-interacting transactivator, with Glu/Asp-rich carboxy-terminal domain, 2
1235.	9604	RNF14	ring finger protein 14
1236.	387263	C6orf120	chromosome 6 open reading frame 120

TABLE I-continued

ENTREZ GENE ID	GENE SYMBOL	GENE DESCRIPTION	
1237.	9120	SLC16A6	solute carrier family 16 (monocarboxylic acid transporters), member 6
1238.	3915	LAMC1	laminin, gamma 1 (formerly LAMB2)
1239.	23092	ARHGAP26	Rho GTPase activating protein 26
1240.	64778	FNDC3B	fibronectin type III domain containing 3B
1241.	10140	TOB1	transducer of ERBB2, 1
1242.	23208	SYT11	synaptotagmin XI
1243.	57730	KIAA1641	KIAA1641
1244.	120196	MGC34830	hypothetical protein MGC34830
1245.	7832	BTG2	BTG family, member 2
1246.	23259	DDHD2	DDHD domain containing 2
1247.	84981	MGC14376	hypothetical protein MGC14376
1248.	6448	SGSH	N-sulfoglucosamine sulfohydrolase (sulfamidase)
1249.	9910	RABGAP1L	RAB GTPase activating protein 1-like
1250.	1611	DAP	death-associated protein
1251.	126823	KARCA1	kelch/ankyrin repeat containing cyclin A1 interacting protein
1252.	388403	YPEL2	yippee-like 2 (<i>Drosophila</i>)
1253.	6720	SREBF1	sterol regulatory element binding transcription factor 1
1254.	58476	TP53INP2	tumor protein p53 inducible nuclear protein 2
1255.	8605	PLA2G4C	phospholipase A2, group IVC (cytosolic, calcium-independent)
1256.	3983	ABLIM1	actin binding LIM protein 1
1257.	4189	DNAJB9	DnaJ (Hsp40) homolog, subfamily B, member 9
1258.	1604	DAF	decay accelerating factor for complement (CD55, Cromer blood group system)
1259.	29994	BAZ2B	bromodomain adjacent to zinc finger domain, 2B
1260.	10156	RASA4	RAS p21 protein activator 4
1261.	9123	SLC16A3	solute carrier family 16 (monocarboxylic acid transporters), member 3
1262.	7846	TUBA3	tubulin, alpha 3
1263.	3956	LGALS1	lectin, galactoside-binding, soluble, 1 (galectin 1)
1264.	1647	GADD45A	growth arrest and DNA-damage-inducible, alpha
1265.	6609	SMPD1	sphingomyelin phosphodiesterase 1, acid lysosomal (acid sphingomyelinase)
1266.	56904	SH3GLB2	SH3-domain GRB2-like endophilin B2
1267.	440081	DDX12	DEAD/H (Asp-Glu-Ala-Asp/His) box polypeptide 12 (CHL1-like helicase homolog, <i>S. cerevisiae</i>)
1268.	5163	PDK1	pyruvate dehydrogenase kinase, isoenzyme 1
1269.	25840	DKFZP586A0522	DKFZP586A0522 protein
1270.	51566	ARMCX3	armadillo repeat containing, X-linked 3
1271.	9388	LIPG	lipase, endothelial
1272.	27250	PDCD4	programmed cell death 4 (neoplastic transformation inhibitor)
1273.	6302	SAS	sarcoma amplified sequence
1274.	83937	RASSF4	Ras association (RalGDS/AF-6) domain family 4
1275.	388677	NOTCH2NL	Notch homolog 2 (<i>Drosophila</i>) N-terminal like
1276.	23646	PLD3	phospholipase D family, member 3
1277.	23643	LY96	lymphocyte antigen 96
1278.	9855	FARP2	FERM, RhoGEF and pleckstrin domain protein 2
1279.	65018	PINK1	PTEN induced putative kinase 1
1280.	57035	C1orf63	chromosome 1 open reading frame 63
1281.	85352	KIAA1644	KIAA1644 protein
1282.	283131	TncRNA	trophoblast-derived noncoding RNA
1283.	143888	KDEL2	KDEL (Lys-Asp-Glu-Leu) containing 2
1284.	56204	FLJ10980	hypothetical protein FLJ10980
1285.	23446	CDW92	CDW92 antigen
1286.	23766	GABARAPL3	GABA(A) receptors associated protein like 3
1287.	1508	CTSB	cathepsin B
1288.	4094	MAF	v-maf musculoaponeurotic fibrosarcoma oncogene homolog (avian)
1289.	22932	POMZP3	POM (POM121 homolog, rat) and ZP3 fusion
1290.	56243	KIAA1217	KIAA1217
1291.	1663	DDX11	DEAD/H (Asp-Glu-Ala-Asp/His) box polypeptide 11 (CHL1-like helicase homolog, <i>S. cerevisiae</i>)
1292.	1414	CRYBB1	crystallin, beta B1
1293.	154091	SLC2A12	solute carrier family 2 (facilitated glucose transporter), member 12
1294.	4121	MAN1A1	mannosidase, alpha, class 1A, member 1
1295.	11178	LZTS1	leucine zipper, putative tumor suppressor 1
1296.	10628	TXNIP	thioredoxin interacting protein
1297.	83719	YPEL3	yippee-like 3 (<i>Drosophila</i>)
1298.	9863	MAGI2	membrane associated guanylate kinase, WW and PDZ domain containing 2
1299.	5660	PSAP	prosaposin (variant Gaucher disease and variant metachromatic leukodystrophy)

TABLE I-continued

ENTREZ GENE ID	GENE SYMBOL	GENE DESCRIPTION	
1300.	145788	FLJ27352	hypothetical LOC145788
1301.	84513	HTPAP	HTPAP protein
1302.	57612	KIAA1466	KIAA1466 gene
1303.	57515	TDE2	tumor differentially expressed 2
1304.	29005	PRO1073	PRO1073 protein
1305.	51646	YPEL5	yippee-like 5 (<i>Drosophila</i>)
1306.	5269	SERPINB6	serine (or cysteine) proteinase inhibitor, clade B (ovalbumin), member 6
1307.	30061	SLC40A1	solute carrier family 40 (iron-regulated transporter), member 1
1308.	81030	ZBP1	Z-DNA binding protein 1
1309.	347733	RP11-506K6.1	tubulin, beta polypeptide paralog
1310.	390	RND3	Rho family GTPase 3
1311.	10765	JARID1B	Jumonji, AT rich interactive domain 1B (RBP2-like)
1312.	9783	RIMS3	regulating synaptic membrane exocytosis 3
1313.	27122	DKK3	dickkopf homolog 3 (<i>Xenopus laevis</i>)
1314.	151556	GPR155	G protein-coupled receptor 155
1315.	8365	HIST1H4H	histone 1, H4h
1316.	6480	ST6GAL1	ST6 beta-galactosamide alpha-2,6-sialyltransferase 1
1317.	6591	SNAI2	snail homolog 2 (<i>Drosophila</i>)
1318.	54800	DRE1	DRE1 protein
1319.	3669	ISG20	interferon stimulated exonuclease gene 20 kDa
1320.	23710	GABARAPL1	GABA(A) receptor-associated protein like 1
1321.	400172	LOC400172	similar to KIAA1641 protein; melanoma-associated antigen; CLL-associated antigen KW-1
1322.	153222	LOC153222	adult retina protein
1323.	54981	C9orf95	chromosome 9 open reading frame 95
1324.	5641	LGMN	legumain
1325.	257019	FRMD3	FERM domain containing 3
1326.	8357	HIST1H3H	histone 1, H3h
1327.	55281	FLJ11000	hypothetical protein FLJ11000
1328.	4050	LTB	lymphotoxin beta (TNF superfamily, member 3)
1329.	203	AK1	adenylate kinase 1
1330.	5920	RARRES3	retinoic acid receptor responder (tazarotene induced) 3
1331.	284801	LOC284801	hypothetical protein LOC284801
1332.	150271	LOC150271	hypothetical protein LOC150271

TABLE II

ENTREZ GENE ID	GENE SYMBOL	GENE DESCRIPTION	
1.	6348	CCL3	chemokine (C-C motif) ligand 3
2.	55388	MCM10	MCM10 minichromosome maintenance deficient 10 (<i>S. cerevisiae</i>)
3.	7117	TMSL3	thymosin-like 3
4.	1017	CDK2	cyclin-dependent kinase 2
5.	79019	C22orf18	chromosome 22 open reading frame 18
6.	6241	RRM2	ribonucleotide reductase M2 polypeptide
7.	4605	MYBL2	v-myb myeloblastosis viral oncogene homolog (avian)-like 2
8.	894	CCND2	cyclin D2
9.	57405	SPBC25	spindle pole body component 25 homolog (<i>S. cerevisiae</i>)
10.	146909	LOC146909	hypothetical protein LOC146909
11.	150271	LOC150271	hypothetical protein LOC150271
12.	203	AK1	adenylate kinase 1
13.	4050	LTB	lymphotoxin beta (TNF superfamily, member 3)
14.	257019	FRMD3	FERM domain containing 3
15.	8357	HIST1H3H	histone 1, H3h
16.	23710	GABARAPL1	GABA(A) receptor-associated protein like 1
17.	4171	MCM2	MCM2 minichromosome maintenance deficient 2, mitotin (<i>S. cerevisiae</i>)
18.	4176	MCM7	MCM7 minichromosome maintenance deficient 7 (<i>S. cerevisiae</i>)
19.	29089	UBE2T	ubiquitin-conjugating enzyme E2T (putative)
20.	890	CCNA2	cyclin A2
21.	51514	DTL	denticleless homolog (<i>Drosophila</i>)
22.	440279	UNC13C	unc-13 homolog C (<i>C. elegans</i>)
23.	11130	ZWINT	ZW10 interactor
24.	9768	KIAA0101	KIAA0101
25.	27338	UBE2S	ubiquitin-conjugating enzyme E2S
26.	1846	DUSP4	dual specificity phosphatase 4

TABLE II-continued

ENTREZ GENE ID	GENE SYMBOL	GENE DESCRIPTION	
27.	9833	MELK	maternal embryonic leucine zipper kinase
28.	387103	C6orf173	chromosome 6 open reading frame 173
29.	137392	LOC137392	similar to CG6405 gene product
30.	7374	UNG	uracil-DNA glycosylase
31.	4915	NTRK2	neurotrophic tyrosine kinase, receptor, type 2
32.	990	CDC6	CDC6 cell division cycle 6 homolog (<i>S. cerevisiae</i>)
33.	55165	C10orf3	chromosome 10 open reading frame 3
34.	4001	LMNB1	lamin B1
35.	51659	Pfs2	DNA replication complex GINS protein PSF2
36.	11065	UBE2C	ubiquitin-conjugating enzyme E2C
37.	4174	MCM5	MCM5 minichromosome maintenance deficient 5, cell division cycle 46 (<i>S. cerevisiae</i>)
38.	113130	CDCA5	cell division cycle associated 5
39.	9535	GMFG	glia maturation factor, gamma
40.	195828	ZNF367	zinc finger protein 367
41.	55355	DKFZp762E1312	hypothetical protein DKFZp762E1312
42.	9928	KIF14	kinesin family member 14
43.	83879	CDCA7	cell division cycle associated 7
44.	701	BUB1B	BUB1 budding uninhibited by benzimidazoles 1 homolog beta (yeast)
45.	200734	SPRED2	sprouty-related, EVH1 domain containing 2
46.	991	CDC20	CDC20 cell division cycle 20 homolog (<i>S. cerevisiae</i>)
47.	22974	TPX2	TPX2, microtubule-associated protein homolog (<i>Xenopus laevis</i>)
48.	3832	KIF11	kinesin family member 11
49.	4288	MKI67	antigen identified by monoclonal antibody Ki-67
50.	983	CDC2	cell division cycle 2, G1 to S and G2 to M
51.	28231	SLCO4A1	solute carrier organic anion transporter family, member 4A1
52.	79801	SHCBP1	SHC SH2-domain binding protein 1
53.	7804	LRP8	low density lipoprotein receptor-related protein 8, apolipoprotein e receptor
54.	7298	TYMS	thymidylate synthetase
55.	7083	TK1	thymidine kinase 1, soluble
56.	26147	PHF19	PHD finger protein 19
57.	55839	BM039	uncharacterized bone marrow protein BM039
58.	9232	PTTG1	pituitary tumor-transforming 1
59.	10592	SMC2L1	SMC2 structural maintenance of chromosomes 2- like 1 (yeast)
60.	3398	ID2	inhibitor of DNA binding 2, dominant negative helix- loop-helix protein
61.	4085	MAD2L1	MAD2 mitotic arrest deficient-like 1 (yeast)
62.	1063	CENPF	centromere protein F, 350/400ka (mitosin)
63.	3418	IDH2	isocitrate dehydrogenase 2 (NADP+), mitochondrial
64.	1163	CKS1B	CDC28 protein kinase regulatory subunit 1B
65.	55215	FLJ10719	hypothetical protein FLJ10719
66.	29127	RACGAP1	Rac GTPase activating protein 1
67.	7153	TOP2A	topoisomerase (DNA) II alpha 170 kDa
68.	122769	PPIL5	peptidylprolyl isomerase (cyclophilin)-like 5
69.	79682	MLF1IP	MLF1 interacting protein
70.	6790	STK6	serine/threonine kinase 6
71.	3925	STMN1	stathmin 1/oncoprotein 18
72.	11004	KIF2C	kinesin family member 2C
73.	10276	NET1	neuroepithelial cell transforming gene 1
74.	3015	H2AFZ	H2A histone family, member Z
75.	891	CCNB1	cyclin B1
76.	389835	FAM72A	family with sequence similarity 72, member A
77.	5111	PCNA	proliferating cell nuclear antigen
78.	9837	PSF1	DNA replication complex GINS protein PSF1
79.	3148	HMG2	high-mobility group box 2
80.	7112	TMPO	thymopoietin
81.	63901	FLJ22794	FLJ22794 protein
82.	51203	NUSAP1	nucleolar and spindle associated protein 1
83.	29128	UHRF1	ubiquitin-like, containing PHD and RING finger domains, 1
84.	79075	DCC1	defective in sister chromatid cohesion homolog 1 (<i>S. cerevisiae</i>)
85.	9319	TRIP13	thyroid hormone receptor interactor 13
86.	1033	CDKN3	cyclin-dependent kinase inhibitor 3 (CDK2- associated dual specificity phosphatase)
87.	10189	THOC4	THO complex 4
88.	9133	CCNB2	cyclin B2
89.	55010	FLJ20641	hypothetical protein FLJ20641
90.	83540	CDCA1	cell division cycle associated 1
91.	1870	E2F2	E2F transcription factor 2
92.	962	CD48	CD48 antigen (B-cell membrane protein)
93.	55789	DEPDC1B	DEP domain containing 1B
94.	170954	KIAA1949	KIAA1949

TABLE II-continued

ENTREZ GENE ID	GENE SYMBOL	GENE DESCRIPTION	
95.	332	BIRC5	baculoviral IAP repeat-containing 5 (survivin)
96.	445815	PALM2-AKAP2	PALM2-AKAP2 protein
97.	865	CBFB	core-binding factor, beta subunit
98.	7913	DEK	DEK oncogene (DNA binding)
99.	5983	RFC3	replication factor C (activator 1) 3, 38 kDa
100.	84515	MCM8	MCM8 minichromosome maintenance deficient 8 (<i>S. cerevisiae</i>)
101.	51053	GMNN	geminin, DNA replication inhibitor
102.	1111	CHEK1	CHK1 checkpoint homolog (<i>S. pombe</i>)
103.	7443	VRK1	vaccinia related kinase 1
104.	10376	K-ALPHA-1	tubulin, alpha, ubiquitous
105.	3014	H2AFX	H2A histone family, member X
106.	9055	PRC1	protein regulator of cytokinesis 1
107.	2237	FEN1	flap structure-specific endonuclease 1
108.	81563	C1orf21	chromosome 1 open reading frame 21
109.	51192	CKLF	chemokine-like factor
110.	1062	CENPE	centromere protein E, 312 kDa
111.	11339	OIP5	Opa interacting protein 5
112.	10615	SPAG5	sperm associated antigen 5
113.	55646	LYAR	hypothetical protein FLJ20425
114.	55706	TMEM48	transmembrane protein 48
115.	1058	CENPA	centromere protein A, 17 kDa
116.	3070	HELLS	helicase, lymphoid-specific
117.	4173	MCM4	MCM4 minichromosome maintenance deficient 4 (<i>S. cerevisiae</i>)
118.	23421	ITGB3BP	integrin beta 3 binding protein (beta3-endonexin)
119.	9530	BAG4	BCL2-associated athanogene 4
120.	801	CALM1	calmodulin 1 (phosphorylase kinase, delta)
121.	54069	C21orf45	chromosome 21 open reading frame 45
122.	283991	MGC29814	hypothetical protein MGC29814
123.	63979	FIGNL1	fidgetin-like 1
124.	64105	FKSG14	leucine zipper protein FKSG14
125.	4172	MCM3	MCM3 minichromosome maintenance deficient 3 (<i>S. cerevisiae</i>)
126.	24137	KIF4A	kinesin family member 4A
127.	7398	USP1	ubiquitin specific protease 1
128.	84930	MASTL	microtubule associated serine/threonine kinase-like
129.	51512	GTSE1	G-2 and S-phase expressed 1
130.	4678	NASP	nuclear autoantigenic sperm protein (histone-binding)
131.	699	BUB1	BUB1 budding uninhibited by benzimidazoles 1 homolog (yeast)
132.	1719	DHFR	dihydrofolate reductase
133.	494143	LOC494143	similar to RIKEN cDNA 2510006C20 gene
134.	55055	FLJ10036	Zwilch
135.	672	BRCA1	breast cancer 1, early onset
136.	64946	CENPH	centromere protein H
137.	83461	CDCA3	cell division cycle associated 3
138.	7465	WEE1	WEE1 homolog (<i>S. pombe</i>)
139.	5984	RFC4	replication factor C (activator 1) 4, 37 kDa
140.	64581	CLECT7A	C-type lectin domain family 7, member A
141.	1230	CCR1	chemokine (C-C motif) receptor 1
142.	4175	MCM6	MCM6 minichromosome maintenance deficient 6 (MIS5 homolog, <i>S. pombe</i>) (<i>S. cerevisiae</i>)
143.	55502	HES6	hairy and enhancer of split 6 (<i>Drosophila</i>)
144.	64151	HCAP-G	chromosome condensation protein G
145.	11151	CORO1A	coronin, actin binding protein, 1A
146.	203068	TUBB	tubulin, beta polypeptide
147.	10926	ASK	activator of S phase kinase
148.	11073	TOPBP1	topoisomerase (DNA) II binding protein 1
149.	90417	C15orf23	chromosome 15 open reading frame 23
150.	9493	KIF23	kinesin family member 23
151.	387882	LOC387882	hypothetical protein
152.	23234	DNAJC9	DnaJ (Hsp40) homolog, subfamily C, member 9
153.	2146	EZH2	enhancer of zeste homolog 2 (<i>Drosophila</i>)
154.	6627	SNRPA1	small nuclear ribonucleoprotein polypeptide A'
155.	5982	RFC2	replication factor C (activator 1) 2, 40 kDa
156.	51155	HN1	hematological and neurological expressed 1
157.	10635	RAD51AP1	RAD51 associated protein 1
158.	91057	NY-REN-41	NY-REN-41 antigen
159.	11168	PSIP1	PC4 and SFRS1 interacting protein 1
160.	10403	KNTC2	kinetochore associated 2
161.	4751	NEK2	NIMA (never in mitosis gene a)-related kinase 2
162.	29028	ATAD2	ATPase family, AAA domain containing 2
163.	26271	FBXO5	F-box protein 5
164.	54892	LUZP5	leucine zipper protein 5

TABLE II-continued

ENTREZ GENE ID	GENE SYMBOL	GENE DESCRIPTION
165.	79723	SUV39H2 suppressor of variegation 3-9 homolog 2 (<i>Drosophila</i>)
166.	23590	TPRT trans-prenyltransferase
167.	2288	FKBP4 FK506 binding protein 4, 59 kDa
168.	23165	NUP205 nucleoporin 205 kDa
169.	6240	RRM1 ribonucleotide reductase M1 polypeptide
170.	81539	SLC38A1 solute carrier family 38, member 1
171.	1894	ECT2 epithelial cell transforming sequence 2 oncogene
172.	55872	PBK PDZ binding kinase
173.	55635	DEPDC1 DEP domain containing 1
174.	11013	TMSL8 thymosin-like 8
175.	259266	ASPM asp (abnormal spindle)-like, microcephaly associated (<i>Drosophila</i>)
176.	10950	BTG3 BTG family, member 3
177.	56992	KIF15 kinesin family member 15
178.	29980	DONSON downstream neighbor of SON
179.	5757	PTMA prothymosin, alpha (gene sequence 28)
180.	5932	RBBP8 retinoblastoma binding protein 8
181.	7903	ST8SIA4 ST8 alpha-N-acetyl-neuraminide alpha-2,8- sialyltransferase 4
182.	348235	FAM33A family with sequence similarity 33, member A
183.	3182	HNRPAB heterogeneous nuclear ribonucleoprotein A/B
184.	3161	HMMR hyaluronan-mediated motility receptor (RHAMM)
185.	5985	RFC5 replication factor C (activator 1) 5, 36.5 kDa
186.	864	RUNX3 runt-related transcription factor 3
187.	3930	LBR lamin B receptor
188.	1434	CSE1L CSE1 chromosome segregation 1-like (yeast)
189.	81610	C20orf129 chromosome 20 open reading frame 129
190.	3146	HMGGB1 high-mobility group box 1
191.	55636	CHD7 chromodomain helicase DNA binding protein 7
192.	54443	ANLN anillin, actin binding protein (scraps homolog, <i>Drosophila</i>)
193.	5698	PSMB9 proteasome (prosome, macropain) subunit, beta type, 9 (large multifunctional protease 2)
194.	7277	TUBA1 tubulin, alpha 1 (testis specific)
195.	64282	PAPD5 PAP associated domain containing 5
196.	201725	LOC201725 hypothetical protein LOC201725
197.	7171	TPM4 tropomyosin 4
198.	3838	KPNA2 karyopherin alpha 2 (RAG cohort 1, importin alpha 1)
199.	116832	RPL39L ribosomal protein L39-like
200.	4602	MYB v-myb myeloblastosis viral oncogene homolog (avian)
201.	54962	FLJ20516 timeless-interacting protein
202.	10541	ANP32B acidic (leucine-rich) nuclear phosphoprotein 32 family, member B
203.	9787	DLG7 discs, large homolog 7 (<i>Drosophila</i>)
204.	147138	EVER2 epidermodysplasia verruciformis 2
205.	157313	CDCA2 cell division cycle associated 2
206.	11340	EXOSC8 exosome component 8
207.	2956	MSH6 mutS homolog 6 (<i>E. coli</i>)
208.	151246	SGOL2 shugoshin-like 2 (<i>S. pombe</i>)
209.	27346	MAC30 hypothetical protein MAC30
210.	5873	RAB27A RAB27A, member RAS oncogene family
211.	79596	C13orf7 chromosome 13 open reading frame 7
212.	10051	SMC4L1 SMC4 structural maintenance of chromosomes 4- like 1 (yeast)
213.	3336	HSPE1 heat shock 10 kDa protein 1 (chaperonin 10)
214.	6432	SFRS7 splicing factor, arginine/serine-rich 7, 35 kDa
215.	8819	SAP30 sin3-associated polypeptide, 30 kDa
216.	54801	FAM29A family with sequence similarity 29, member A
217.	1123	CHN1 chimerin (chimaerin) 1
218.	694	BTG1 B-cell translocation gene 1, anti-proliferative
219.	153222	LOC153222 adult retina protein
220.	3669	ISG20 interferon stimulated exonuclease gene 20 kDa
221.	151556	GPR155 G protein-coupled receptor 155
222.	6591	SNAI2 snail homolog 2 (<i>Drosophila</i>)
223.	5920	RARRES3 retinoic acid receptor responder (tazarotene induced) 3
224.	400172	LOC400172 similar to KIAA1641 protein; melanoma-associated antigen; CLL-associated antigen KW-1
225.	55281	FLJ11000 hypothetical protein FLJ11000
226.	9783	RIMS3 regulating synaptic membrane exocytosis 3
227.	6480	ST6GAL1 ST6 beta-galactosamide alpha-2,6-sialyltransferase 1
228.	390	RND3 Rho family GTPase 3
229.	10765	JARID1B Jumonji, AT rich interactive domain 1B (RBP2-like)

TABLE II-continued

ENTREZ GENE ID	GENE SYMBOL	GENE DESCRIPTION	
230.	154091	SLC2A12	solute carrier family 2 (facilitated glucose transporter), member 12
231.	54981	C9orf95	chromosome 9 open reading frame 95
232.	1663	DDX11	DEAD/H (Asp-Glu-Ala-Asp/His) box polypeptide 11 (CHL1-like helicase homolog, <i>S. cerevisiae</i>)
233.	54800	DRE1	DRE1 protein
234.	57515	TDE2	tumor differentially expressed 2
235.	83719	YPEL3	yippee-like 3 (<i>Drosophila</i>)
236.	5269	SERPINB6	serine (or cysteine) proteinase inhibitor, clade B (ovalbumin), member 6
237.	30061	SLC40A1	solute carrier family 40 (iron-regulated transporter), member 1
238.	5660	PSAP	prosaposin (variant Gaucher disease and variant metachromatic leukodystrophy)
239.	51646	YPEL5	yippee-like 5 (<i>Drosophila</i>)
240.	145788	FLJ27352	hypothetical LOC145788
241.	81030	ZBP1	Z-DNA binding protein 1
242.	57035	C1orf63	chromosome 1 open reading frame 63
243.	9863	MAGI2	membrane associated guanylate kinase, WW and PDZ domain containing 2
244.	9855	FARP2	FERM, RhoGEF and pleckstrin domain protein 2
245.	57612	KIAA1466	KIAA1466 gene
246.	56243	KIAA1217	KIAA1217
247.	8365	HIST1H4H	histone 1, H4h
248.	440081	DDX12	DEAD/H (Asp-Glu-Ala-Asp/His) box polypeptide 12 (CHL1-like helicase homolog, <i>S. cerevisiae</i>)
249.	83937	RASSF4	Ras association (RalGDS/AF-6) domain family 4
250.	56204	FLJ10980	hypothetical protein FLJ10980
251.	22932	POMZP3	POM (POM121 homolog, rat) and ZP3 fusion
252.	10628	TXNIP	thioredoxin interacting protein
253.	6720	SREBF1	sterol regulatory element binding transcription factor 1
254.	1508	CTSB	cathepsin B
255.	84513	HTPAP	HTPAP protein
256.	85352	KIAA1644	KIAA1644 protein
257.	9388	LIPG	lipase, endothelial
258.	5163	PDK1	pyruvate dehydrogenase kinase, isoenzyme 1
259.	23446	CDW92	CDW92 antigen
260.	10156	RASA4	RAS p21 protein activator 4
261.	23766	GABARAPL3	GABA(A) receptors associated protein like 3
262.	56904	SH3GLB2	SH3-domain GRB2-like endophilin B2
263.	6609	SMPD1	sphingomyelin phosphodiesterase 1, acid lysosomal (acid sphingomyelinase)
264.	23259	DDHD2	DDHD domain containing 2
265.	23092	ARHGAP26	Rho GTPase activating protein 26
266.	27250	PDCD4	programmed cell death 4 (neoplastic transformation inhibitor)
267.	3983	ABLIM1	actin binding LIM protein 1
268.	23461	ABCA5	ATP-binding cassette, sub-family A (ABC1), member 5
269.	4094	MAF	v-maf musculoaponeurotic fibrosarcoma oncogene homolog (avian)
270.	23646	PLD3	phospholipase D family, member 3
271.	51566	ARMCX3	armadillo repeat containing, X-linked 3
272.	58476	TP53INP2	tumor protein p53 inducible nuclear protein 2
273.	29994	BAZ2B	bromodomain adjacent to zinc finger domain, 2B
274.	283131	TncRNA	trophoblast-derived noncoding RNA
275.	4189	DNAJB9	DnaJ (Hsp40) homolog, subfamily B, member 9
276.	9123	SLC16A3	solute carrier family 16 (monocarboxylic acid transporters), member 3
277.	8473	OGT	O-linked N-acetylglucosamine (GlcNAc) transferase (UDP-N-acetylglucosamine:polypeptide-N-acetylglucosaminyl transferase)
278.	65018	PINK1	PTEN induced putative kinase 1
279.	339448	LOC339448	hypothetical protein LOC339448
280.	6513	SLC2A1	solute carrier family 2 (facilitated glucose transporter), member 1
281.	3995	FADS3	fatty acid desaturase 3
282.	155038	GIMAP8	GTPase, IMAP family member 8
283.	90634	CG018	hypothetical gene CG018
284.	55573	H41	hypothetical protein H41
285.	9201	DCAMKL1	doublecortin and CaM kinase-like 1
286.	388403	YPEL2	yippee-like 2 (<i>Drosophila</i>)
287.	255631	COL24A1	collagen, type XXIV, alpha 1
288.	8440	NCK2	NCK adaptor protein 2
289.	81790	RNF170	ring finger protein 170
290.	9706	ULK2	unc-51-like kinase 2 (<i>C. elegans</i>)

TABLE II-continued

ENTREZ GENE ID	GENE SYMBOL	GENE DESCRIPTION
291.	934 CD24	CD24 antigen (small cell lung carcinoma cluster 4 antigen)
292.	9532 BAG2	BCL2-associated athanogene 2
293.	23331 KIAA1043	KIAA1043 protein
294.	10675 CSPG5	chondroitin sulfate proteoglycan 5 (neuroglycan C)
295.	1102 RCBTB2	regulator of chromosome condensation (RCC1) and BTB (POZ) domain containing protein 2
296.	2119 ETV5	ets variant gene 5 (ets-related molecule)
297.	255488 IBRDC2	IBR domain containing 2
298.	55076 TMMEM45A	transmembrane protein 45A
299.	8364 HIST1H4C	histone 1, H4c
300.	3725 JUN	v-jun sarcoma virus 17 oncogene homolog (avian)
301.	384 ARG2	arginase, type II
302.	10129 13CDNA73	hypothetical protein CG003
303.	1960 EGR3	early growth response 3
304.	27122 DKK3	dickkopf homolog 3 (<i>Xenopus laevis</i>)
305.	11178 LZTS1	leucine zipper, putative tumor suppressor 1
306.	143888 KDELC2	KDEL (Lys-Asp-Glu-Leu) containing 2
307.	1601 DAB2	disabled homolog 2, mitogen-responsive phosphoprotein (<i>Drosophila</i>)
308.	6542 SLC7A2	solute carrier family 7 (cationic amino acid transporter, y+ system), member 2
309.	477 ATP1A2	ATPase, Na+/K+ transporting, alpha 2 (+) polypeptide
310.	90161 HS6ST2	heparan sulfate 6-O-sulfotransferase 2
311.	81031 SLC2A10	solute carrier family 2 (facilitated glucose transporter), member 10
312.	56675 NRIP3	nuclear receptor interacting protein 3
313.	1958 EGR1	early growth response 1
314.	3714 JAG2	jagged 2
315.	3897 L1CAM	L1 cell adhesion molecule
316.	1488 CTBP2	C-terminal binding protein 2
317.	145173 B3GTL	beta 3-glycosyltransferase-like
318.	112399 EGLN3	egl nine homolog 3 (<i>C. elegans</i>)
319.	22871 NLGN1	neuroligin 1
320.	8804 CREG1	cellular repressor of E1A-stimulated genes 1
321.	401081 FLJ22763	hypothetical gene supported by AK026416
322.	25924 MYRIP	myosin VIIA and Rab interacting protein
323.	91694 FLJ23749	hypothetical protein FLJ23749
324.	56155 TEX14	testis expressed sequence 14
325.	1349 COX7B	cytochrome c oxidase subunit VIIb
326.	3695 ITGB7	integrin, beta 7
327.	1164 CKS2	CDC28 protein kinase regulatory subunit 2
328.	56919 DHX33	DEAH (Asp-Glu-Ala-His) box polypeptide 33
329.	3276 HRMT1L2	HMT1 hnRNP methyltransferase-like 2 (<i>S. cerevisiae</i>)
330.	116151 C20orf108	chromosome 20 open reading frame 108
331.	25758 G2	G2 protein
332.	25861 DFNB31	deafness, autosomal recessive 31
333.	9666 DZIP3	zinc finger DAZ interacting protein 3
334.	1486 CTBS	chitinase, di-N-acetyl-
335.	3123 HLA-DRB1	major histocompatibility complex, class II, DR beta 1
336.	317649 EIF4E3	eukaryotic translation initiation factor 4E member 3
337.	50854 C6orf48	chromosome 6 open reading frame 48
338.	401024 FLJ44048	FLJ44048 protein
339.	114327 EFHC1	EF-hand domain (C-terminal) containing 1
340.	8334 HIST1H2AC	histone 1, H2ac
341.	284214 LOC284214	hypothetical protein LOC284214
342.	10379 ISGF3G	interferon-stimulated transcription factor 3, gamma 48 kDa
343.	113177 C19orf36	chromosome 19 open reading frame 36
344.	56951 C5orf15	chromosome 5 open reading frame 15
345.	285362 SUMF1	sulfatase modifying factor 1
346.	3490 IGFBP7	insulin-like growth factor binding protein 7
347.	1186 CLCN7	chloride channel 7
348.	582 BBS1	Bardet-Biedl syndrome 1
349.	339456 LOC339456	hypothetical protein LOC339456
350.	26115 DKFZP564D166	putative ankyrin-repeat containing protein
351.	9895 KIAA0329	KIAA0329
352.	1040 CDS1	CDP-diacylglycerol synthase (phosphatidate cytidylyltransferase) 1
353.	117854 TRIM6	tripartite motif-containing 6
354.	3037 HAS2	hyaluronan synthase 2
355.	4821 NKX2-2	NK2 transcription factor related, locus 2(<i>Drosophila</i>)
356.	26298 EHF	ets homologous factor
357.	22873 DZIP1	DAZ interacting protein 1
358.	161742 SPRED1	sprouty-related, EVH1 domain containing 1
359.	10052 GJA7	gap junction protein, alpha 7, 45 kDa (connexin 45)

TABLE II-continued

ENTREZ			
GENE ID	GENE SYMBOL	GENE DESCRIPTION	
360.	79733	E2F8	E2F transcription factor 8
361.	10112	KIF20A	kinesin family member 20A
362.	54910	SEMA4C	sema domain, immunoglobulin domain (Ig), transmembrane domain (TM) and short cytoplasmic domain, (semaphorin) 4C
363.	993	CDC25A	cell division cycle 25A
364.	3683	ITGAL	integrin, alpha L (antigen CD11A (p180), lymphocyte function-associated antigen 1; alpha polypeptide)
365.	9355	LHX2	LIM homeobox 2
366.	5578	PRKCA	protein kinase C, alpha
367.	157570	ESCO2	establishment of cohesion 1 homolog 2 (<i>S. cerevisiae</i>)
368.	10252	SPRY1	sprouty homolog 1, antagonist of FGF signaling (<i>Drosophila</i>)
369.	22998	KIAA1102	KIAA1102 protein
370.	144455	E2F7	E2F transcription factor 7
371.	2115	ETV1	ets variant gene 1
372.	80144	FRAS1	Fraser syndrome 1
373.	1902	EDG2	endothelial differentiation, lysophosphatidic acid G-protein-coupled receptor, 2
374.	148203	LOC148203	hypothetical protein LOC148203
375.	8851	CDK5R1	cyclin-dependent kinase 5, regulatory subunit 1 (p35)
376.	28951	TRIB2	tribbles homolog 2 (<i>Drosophila</i>)
377.	1491	CTH	cystathionase (cystathionine gamma-lyase)
378.	4281	MID1	midline 1 (Opitz/BBB syndrome)
379.	145482	ZADH1	zinc binding alcohol dehydrogenase, domain containing 1
380.	84858	ZNF503	zinc finger protein 503
381.	55723	ASF1B	ASF1 anti-silencing function 1 homolog B (<i>S. cerevisiae</i>)
382.	1718	DHCR24	24-dehydrocholesterol reductase
383.	1847	DUSP5	dual specificity phosphatase 5
384.	64081	MAWBP	MAWD binding protein
385.	22822	PHLDA1	pleckstrin homology-like domain, family A, member 1
386.	389831	LOC389831	hypothetical gene supported by AL713796
387.	9212	AURKB	aurora kinase B
388.	7272	TTK	TTK protein kinase
389.	84952	CGNL1	cingulin-like 1
390.	150468	FLJ40629	hypothetical protein FLJ40629
391.	23286	KIBRA	KIBRA protein
392.	29968	PSAT1	phosphoserine aminotransferase 1
393.	8864	PER2	period homolog 2 (<i>Drosophila</i>)
394.	4603	MYBL1	v-myb myeloblastosis viral oncogene homolog (avian)-like 1
395.	285513	LOC285513	hypothetical protein LOC285513
396.	64919	BCL11B	B-cell CLL/lymphoma 11B (zinc finger protein)
397.	83641	C10orf45	chromosome 10 open reading frame 45
398.	6659	SOX4	SRY (sex determining region Y)-box 4
399.	55964	3-Sep	septin 3
400.	80150	ASRGL1	asparaginase like 1
401.	8630	HSD17B6	hydroxysteroid (17-beta) dehydrogenase 6
402.	7004	TEAD4	TEA domain family member 4
403.	8871	SYNJ2	synaptojanin 2
404.	56935	FN5	FN5 protein
405.	51232	CRIM1	cysteine-rich motor neuron 1
406.	493861	EID3	E1A-like inhibitor of differentiation 3
407.	2983	GUCY1B3	guanylate cyclase 1, soluble, beta 3
408.	51776	ZAK	sterile alpha motif and leucine zipper containing kinase AZK
409.	9953	HS3ST3B1	heparan sulfate (glucosamine) 3-O-sulfotransferase 3B1
410.	23310	hCAP-D3	KIAA0056 protein
411.	2326	FMO1	flavin containing monooxygenase 1
412.	51063	FAM26B	family with sequence similarity 26, member B
413.	1038	CDR1	cerebellar degeneration-related protein 1, 34 kDa
414.	4325	MMP16	matrix metalloproteinase 16 (membrane-inserted)
415.	55247	NEIL3	nei endonuclease VIII-like 3 (<i>E. coli</i>)
416.	91607	FLJ34922	hypothetical protein FLJ34922
417.	284801	LOC284801	hypothetical protein LOC284801
418.	5641	LGMIN	legumain
419.	4121	MAN1A1	mannosidase, alpha, class 1A, member 1
420.	1414	CRYBB1	crystallin, beta B1
421.	8530	CST7	cystatin F (leukocystatin)
422.	2669	GEM	GTP binding protein overexpressed in skeletal muscle
423.	126731	C1orf96	chromosome 1 open reading frame 96
424.	26095	PTPN20	protein tyrosine phosphatase, non-receptor type 20

TABLE II-continued

ENTREZ GENE ID	GENE SYMBOL	GENE DESCRIPTION	
425.	57037	ANKMY2	ankyrin repeat and MYND domain containing 2
426.	3708	ITPR1	inositol 1,4,5-triphosphate receptor, type 1
427.	55740	ENAH	enabled homolog (<i>Drosophila</i>)
428.	57761	TRIB3	tribbles homolog 3 (<i>Drosophila</i>)
429.	6867	TACC1	transforming, acidic coiled-coil containing protein 1
430.	27115	PDE7B	phosphodiesterase 7B
431.	5361	PLXNA1	plexin A1
432.	54908	FLJ20364	hypothetical protein FLJ20364
433.	79710	MORC4	MORC family CW-type zinc finger 4
434.	399664	RKHD1	ring finger and KH domain containing 1
435.	90390	THRAP6	thyroid hormone receptor associated protein 6
436.	2767	GNA11	guanine nucleotide binding protein (G protein), alpha 11 (Gq class)
437.	5793	PTPRG	protein tyrosine phosphatase, receptor type, G
438.	6385	SDC4	syndecan 4 (amphiglycan, ryudocan)
439.	205	AK3L1	adenylate kinase 3-like 1
440.	490	ATP2B1	ATPase, Ca ⁺⁺ transporting, plasma membrane 1
441.	2026	ENO2	enolase 2 (gamma, neuronal)
442.	23046	KIF21B	kinesin family member 21B
443.	60468	BACH2	BTB and CNC homology 1, basic leucine zipper transcription factor 2
444.	55013	FLJ20647	hypothetical protein FLJ20647
445.	256435	ST6GALNAC3	ST6 (alpha-N-acetyl-neuraminyl-2,3-beta- galactosyl-1,3)-N-acetylgalactosaminide alpha-2,6- sialyltransferase 3
446.	6611	SMS	spermine synthase
447.	79037	MGC2463	hypothetical protein MGC2463
448.	23279	NUP160	nucleoporin 160 kDa
449.	10160	FARP1	FERM, RhoGEF (ARHGEF) and pleckstrin domain protein 1 (chondrocyte-derived)
450.	6877	TAF5	TAF5 RNA polymerase II, TATA box binding protein (TBP)-associated factor, 100 kDa
451.	2534	FYN	FYN oncogene related to SRC, FGR, YES
452.	23531	MMD	monocyte to macrophage differentiation-associated
453.	79621	FLJ11712	hypothetical protein FLJ11712
454.	29899	GPSM2	G-protein signalling modulator 2 (AGS3-like, <i>C. elegans</i>)
455.	53354	PANK1	pantothenate kinase 1
456.	2047	EPHB1	EPH receptor B1
457.	6558	SLC12A2	solute carrier family 12 (sodium/potassium/chloride transporters), member 2
458.	8502	PKP4	plakophilin 4
459.	116496	C1orf24	chromosome 1 open reading frame 24
460.	84314	MGC10744	hypothetical protein MGC10744
461.	54830	FLJ20130	hypothetical protein FLJ20130
462.	10602	CDC42EP3	CDC42 effector protein (Rho GTPase binding) 3
463.	55257	C20orf20	chromosome 20 open reading frame 20
464.	4885	NPTX2	neuronal pentraxin II
465.	8317	CDC7	CDC7 cell division cycle 7 (<i>S. cerevisiae</i>)
466.	55816	DOK5	docking protein 5
467.	83732	RIOK1	RIO kinase 1 (yeast)
468.	489	ATP2A3	ATPase, Ca ⁺⁺ transporting, ubiquitous
469.	83990	BRIP1	BRCA1 interacting protein C-terminal helicase 1
470.	9295	SFRS11	splicing factor, arginine/serine-rich 11
471.	55166	C6orf139	chromosome 6 open reading frame 139
472.	119467	MGC32871	hypothetical protein MGC32871
473.	54101	RIPK4	receptor-interacting serine-threonine kinase 4
474.	241	ALOX5AP	arachidonate 5-lipoxygenase-activating protein
475.	2104	ESRRG	estrogen-related receptor gamma
476.	6574	SLC20A1	solute carrier family 20 (phosphate transporter), member 1
477.	960	CD44	CD44 antigen (homing function and Indian blood group system)
478.	26031	OSBPL3	oxysterol binding protein-like 3
479.	23636	NUP62	nucleoporin 62 kDa
480.	9448	MAP4K4	mitogen-activated protein kinase kinase kinase kinase 4
481.	26084	SGEF	Src homology 3 domain-containing guanine nucleotide exchange factor
482.	9735	KNTC1	kinetochore associated 1
483.	84803	MGC11324	hypothetical protein MGC11324
484.	81839	VANGL1	vang-like 1 (van gogh, <i>Drosophila</i>)
485.	9734	HDAC9	histone deacetylase 9
486.	51703	ACSL5	acyl-CoA synthetase long-chain family member 5
487.	10155	TRIM28	tripartite motif-containing 28
488.	54566	EPB41L4B	erythrocyte membrane protein band 4.1 like 4B
489.	10019	LNK	lymphocyte adaptor protein

TABLE II-continued

ENTREZ GENE ID	GENE SYMBOL	GENE DESCRIPTION
490.	4082 MARCKS	myristoylated alanine-rich protein kinase C substrate
491.	23012 STK38L	serine/threonine kinase 38 like
492.	9759 HDAC4	histone deacetylase 4
493.	657 BMPR1A	bone morphogenetic protein receptor, type IA
494.	22837 COBLL1	COBL-like 1
495.	79888 FLJ12443	hypothetical protein FLJ12443
496.	79154 MGC4172	short-chain dehydrogenase/reductase
497.	4076 M11S1	membrane component, chromosome 11, surface marker 1
498.	79930 DOK3	docking protein 3
499.	4086 SMAD1	SMAD, mothers against DPP homolog 1 (<i>Drosophila</i>)
500.	79180 EFHD2	EF hand domain family, member D2
501.	6340 SCNN1G	sodium channel, nonvoltage-gated 1, gamma
502.	51015 ISOC1	isochorismatase domain containing 1
503.	6999 TDO2	tryptophan 2,3-dioxygenase
504.	55276 PGM2	phosphoglucomutase 2
505.	55270 NUDT15	nudix (nucleoside diphosphate linked moiety X)-type motif 15
506.	51174 TUBD1	tubulin, delta 1
507.	1789 DNMT3B	DNA (cytosine-5-)-methyltransferase 3 beta
508.	84451 KIAA1804	mixed lineage kinase 4
509.	5036 PA2G4	proliferation-associated 2G4, 38 kDa
510.	11177 BAZ1A	bromodomain adjacent to zinc finger domain, 1A
511.	158563 LOC158563	hypothetical protein LOC158563
512.	4957 ODF2	outer dense fiber of sperm tails 2
513.	89891 WDR34	WD repeat domain 34
514.	4640 MYO1A	myosin IA
515.	26018 LRIG1	leucine-rich repeats and immunoglobulin-like domains 1
516.	9738 CP110	CP110 protein
517.	378708 APITD1	apoptosis-inducing, TAF9-like domain 1
518.	56952 PRTFDC1	phosphoribosyl transferase domain containing 1
519.	3099 HK2	hexokinase 2
520.	200894 ARL2L1	ADP-ribosylation factor-like 2-like 1
521.	10625 IVNS1ABP	influenza virus NS1A binding protein
522.	10436 C2F	C2f protein
523.	79038 ZFYVE21	zinc finger, FYVE domain containing 21
524.	7091 TLE4	transducin-like enhancer of split 4 (E(sp1) homolog, <i>Drosophila</i>)
525.	7291 TWIST1	twist homolog 1 (acrocephalosyndactyly 3; Saethre-Chotzen syndrome) (<i>Drosophila</i>)
526.	87 ACTN1	actinin, alpha 1
527.	1736 DKC1	dyskeratosis congenita 1, dyskerin
528.	10265 IRX5	iroquois homeobox protein 5
529.	8553 BHLHB2	basic helix-loop-helix domain containing, class B, 2
530.	54947 FLJ20481	hypothetical protein FLJ20481
531.	5150 PDE7A	phosphodiesterase 7A
532.	83857 ARG99	ARG99 protein
533.	7791 ZYX	zyxin
534.	27131 SNX5	sorting nexin 5
535.	9112 MTA1	metastasis associated 1
536.	80014 BOMB	BH3-only member B protein
537.	139886 LOC139886	hypothetical protein LOC139886
538.	3189 HNRPH3	heterogeneous nuclear ribonucleoprotein H3 (2H9)
539.	56905 DKFZP434H132	DKFZP434H132 protein
540.	10838 ZNF275	zinc finger protein 275
541.	11118 BTN3A2	butyrophilin, subfamily 3, member A2
542.	401505 C9orf105	chromosome 9 open reading frame 105
543.	10384 BTN3A3	butyrophilin, subfamily 3, member A3
544.	8566 PDXK	pyridoxal (pyridoxine, vitamin B6) kinase
545.	10098 TSPAN5	tetraspanin 5
546.	6526 SLC5A3	solute carrier family 5 (inositol transporters), member 3
547.	6711 SPTBN1	spectrin, beta, non-erythrocytic 1
548.	26010 DNAPTP6	DNA polymerase-transactivated protein 6
549.	84108 PCGF6	polycomb group ring finger 6
550.	51444 RNF138	ring finger protein 138
551.	23089 PEG10	paternally expressed 10
552.	22995 Cep152	KIAA0912 protein
553.	1503 CTPS	CTP synthase
554.	6302 SAS	sarcoma amplified sequence
555.	3956 LGALS1	lectin, galactoside-binding, soluble, 1 (galectin 1)
556.	126823 KARCA1	kelch/ankyrin repeat containing cyclin A1 interacting protein

TABLE II-continued

ENTREZ GENE ID	GENE SYMBOL	GENE DESCRIPTION	
557.	8605	PLA2G4C	phospholipase A2, group IVC (cytosolic, calcium-independent)
558.	84981	MGC14376	hypothetical protein MGC14376
559.	9120	SLC16A6	solute carrier family 16 (monocarboxylic acid transporters), member 6
560.	5816	PVALB	parvalbumin
561.	115294	LOC115294	similar to hypothetical protein FLJ10883
562.	8996	NOL3	nucleolar protein 3 (apoptosis repressor with CARD domain)
563.	3055	HCK	hemopoietic cell kinase
564.	339803	LOC339803	hypothetical protein LOC339803
565.	252839	TMEM9	transmembrane protein 9
566.	2982	GUCY1A3	guanylate cyclase 1, soluble, alpha 3
567.	706	BZRP	benzodiazapine receptor (peripheral)
568.	5797	PTPRM	protein tyrosine phosphatase, receptor type, M
569.	9961	MVP	major vault protein
570.	999	CDH1	cadherin 1, type 1, E-cadherin (epithelial)
571.	2537	G1P3	interferon, alpha-inducible protein (clone IFI-6-16)
572.	94103	ORMDL3	ORM1-like 3 (<i>S. cerevisiae</i>)
573.	8337	HIST2H2AA	histone 2, H2aa
574.	10057	ABCC5	ATP-binding cassette, sub-family C (CFTR/MRP), member 5
575.	5274	SERPINI1	serine (or cysteine) proteinase inhibitor, clade I (neuroserpin), member 1
576.	3358	HTR2C	5-hydroxytryptamine (serotonin) receptor 2C
577.	158158	RASEF	RAS and EF hand domain containing
578.	304	ANXA2P2	annexin A2 pseudogene 2
579.	7259	TSPYL1	TSPY-like 1
580.	8878	SQSTM1	sequestosome 1
581.	7494	XBP1	X-box binding protein 1
582.	302	ANXA2	annexin A2
583.	4864	NPC1	Niemann-Pick disease, type C1
584.	8780	RIOK3	RIO kinase 3 (yeast)
585.	27319	BHLHB5	basic helix-loop-helix domain containing, class B, 5
586.	55827	IQWD1	IQ motif and WD repeats 1
587.	966	CD59	CD59 antigen p18-20 (antigen identified by monoclonal antibodies 16.3A5, EJ16, EJ30, EL32 and G344)
588.	55830	GLT8D1	glycosyltransferase 8 domain containing 1
589.	25934	NIPSNAP3A	nipsnap homolog 3A (<i>C. elegans</i>)
590.	9451	EIF2AK3	eukaryotic translation initiation factor 2-alpha kinase 3
591.	80267	C1orf22	chromosome 1 open reading frame 22
592.	754	PTTG1IP	pituitary tumor-transforming 1 interacting protein
593.	9236	CCPG1	cell cycle progression 1
594.	6773	STAT2	signal transducer and activator of transcription 2, 113 kDa
595.	90701	SEC11L3	SEC11-like 3 (<i>S. cerevisiae</i>)
596.	2590	GALNT2	UDP-N-acetyl-alpha-D-galactosamine:polypeptide N-acetylgalactosaminyltransferase 2 (GalNac-T2)
597.	25976	TIPARP	TCDD-inducible poly(ADP-ribose) polymerase
598.	57674	C17orf27	chromosome 17 open reading frame 27
599.	7844	RNF103	ring finger protein 103
600.	93953	ACRC	acidic repeat containing
601.	6990	TCTEIL	t-complex-associated-testis-expressed 1-like
602.	571	BACH1	BTB and CNC homology 1, basic leucine zipper transcription factor 1
603.	6672	SP100	nuclear antigen Sp100
604.	2799	GNS	glucosamine (N-acetyl)-6-sulfatase (Sanfilippo disease IIID)
605.	10550	ARL6IP5	ADP-ribosylation-like factor 6 interacting protein 5
606.	79738	FLJ23560	hypothetical protein FLJ23560
607.	54059	C21orf57	chromosome 21 open reading frame 57
608.	3275	HRMT1L1	HMT1 hnRNP methyltransferase-like 1 (<i>S. cerevisiae</i>)
609.	51706	NQO3A2	NAD(P)H:quinone oxidoreductase type 3, polypeptide A2
610.	79158	MGC4170	MGC4170 protein
611.	80315	CPEB4	cytoplasmic polyadenylation element binding protein 4
612.	3981	LIG4	ligase IV, DNA, ATP-dependent
613.	1299	COL9A3	collagen, type IX, alpha 3
614.	3572	IL6ST	interleukin 6 signal transducer (gp130, oncostatin M receptor)
615.	107	ADCY1	adenylate cyclase 1 (brain)
616.	84181	CHD6	chromodomain helicase DNA binding protein 6
617.	54431	DNAJC10	DnaJ (Hsp40) homolog, subfamily C, member 10
618.	283846	DKFZp547E087	PI-3-kinase-related kinase SMG-1-like
619.	25796	PGLS	6-phosphogluconolactonase
620.	5800	PTPRO	protein tyrosine phosphatase, receptor type, O

TABLE II-continued

ENTREZ GENE ID	GENE SYMBOL	GENE DESCRIPTION	
621.	5476	PPGB	protective protein for beta-galactosidase (galactosialidosis)
622.	54885	FLJ20298	FLJ20298 protein
623.	1368	CPM	carboxypeptidase M
624.	586	BCAT1	branched chain aminotransferase 1, cytosolic
625.	130271	PLEKHH2	pleckstrin homology domain containing, family H (with MyTH4 domain) member 2
626.	81930	KIF18A	kinesin family member 18A
627.	11096	ADAMTS5	a disintegrin-like and metalloprotease (reprolysin type) with thrombospondin type 1 motif, 5 (aggrecanase-2)
628.	4148	MATN3	matrilin 3
629.	56121	PCDHB15	protocadherin beta 15
630.	57552	AADACL1	arylacetamide deacetylase-like 1
631.	64396	GMCL1L	germ cell-less homolog 1 (<i>Drosophila</i>)-like
632.	3119	HLA-DQB1	major histocompatibility complex, class II, DQ beta 1
633.	1827	DSCR1	Down syndrome critical region gene 1
634.	3202	HOXA5	homeo box A5
635.	3298	HSF2	heat shock transcription factor 2
636.	387914	TMEM46	transmembrane protein 46
637.	11169	WDHD1	WD repeat and HMG-box DNA binding protein 1
638.	79899	FLJ14213	hypothetical protein FLJ14213
639.	1400	CRMP1	collapsin response mediator protein 1
640.	55117	SLC6A15	solute carrier family 6, member 15
641.	134429	STAR4	START domain containing 4, sterol regulated
642.	253832	ZDHHC20	zinc finger, DHHC-type containing 20
643.	84986	ARHGAP19	Rho GTPase activating protein 19
644.	5050	PAFAH1B3	platelet-activating factor acetylhydrolase, isoform lb, gamma subunit 29 kDa
645.	4208	MEF2C	MADS box transcription enhancer factor 2, polypeptide C (myocyte enhancer factor 2C)
646.	9994	CASP8AP2	CASP8 associated protein 2
647.	5634	PRPS2	phosphoribosyl pyrophosphate synthetase 2
648.	23587	DERP6	S-phase 2 protein
649.	57685	KIAA1573	KIAA1573 protein
650.	57530	CGN	cingulin
651.	1633	DCK	deoxycytidine kinase
652.	24147	FJX1	four jointed box 1 (<i>Drosophila</i>)
653.	9882	TBC1D4	TBC1 domain family, member 4
654.	55183	RIF1	RAP1 interacting factor homolog (yeast)
655.	221362	LOC221362	hypothetical protein LOC221362
656.	5569	PKIA	protein kinase (cAMP-dependent, catalytic) inhibitor alpha
657.	6891	TAP2	transporter 2, ATP-binding cassette, sub-family B (MDR/TAP)
658.	11252	PACSIN2	protein kinase C and casein kinase substrate in neurons 2
659.	81575	DKFZP434F0318	hypothetical protein DKFZp434F0318
660.	56906	THAP10	THAP domain containing 10
661.	55110	FLJ10292	mago-nashi homolog
662.	9612	NCOR2	nuclear receptor co-repressor 2
663.	257415	MGC40405	hypothetical protein MGC40405
664.	160897	ITR	intimal thickness-related receptor
665.	4668	NAGA	N-acetylgalactosaminidase, alpha-
666.	84890	C10orf22	chromosome 10 open reading frame 22
667.	2618	GART	phosphoribosylglycinamide formyltransferase, phosphoribosylglycinamide synthetase, phosphoribosylaminoimidazole synthetase
668.	80210	FLJ12584	melanoma/melanocyte specific protein KU-MEL-1
669.	57534	MIB1	mindbomb homolog 1 (<i>Drosophila</i>)
670.	56122	PCDHB14	protocadherin beta 14
671.	10966	RAB40B	RAB40B, member RAS oncogene family
672.	5095	PCCA	propionyl Coenzyme A carboxylase, alpha polypeptide
673.	55857	C20orf19	chromosome 20 open reading frame 19
674.	285464	FLJ34443	hypothetical protein FLJ34443
675.	1509	CTSD	cathepsin D (lysosomal aspartyl protease)
676.	91614	LOC91614	novel 58.3 KDA protein
677.	2200	FBN1	fibrillin 1 (Marfan syndrome)
678.	6347	CCL2	chemokine (C-C motif) ligand 2
679.	2743	GLRB	glycine receptor, beta
680.	116448	OLIG1	oligodendrocyte transcription factor 1
681.	3613	IMPA2	inositol(myo)-1(or 4)-monophosphatase 2
682.	6764	ST5	suppression of tumorigenicity 5
683.	4137	MAPT	microtubule-associated protein tau
684.	9099	USP2	ubiquitin specific protease 2
685.	5777	PTPN6	protein tyrosine phosphatase, non-receptor type 6

TABLE II-continued

ENTREZ GENE ID	GENE SYMBOL	GENE DESCRIPTION	
686.	59338	PLEKHA1	pleckstrin homology domain containing, family A (phosphoinositide binding specific) member 1
687.	1028	CDKN1C	cyclin-dependent kinase inhibitor 1C (p57, Kip2)
688.	2177	FANCD2	Fanconi anemia, complementation group D2
689.	165055	FLJ32745	hypothetical protein FLJ32745
690.	151827	LRRRC34	leucine rich repeat containing 34
691.	203562	TMEM31	transmembrane protein 31
692.	6934	TCF7L2	transcription factor 7-like 2 (T-cell specific, HMG-box)
693.	5577	PRKAR2B	protein kinase, cAMP-dependent, regulatory, type II, beta
694.	79442	LRRRC2	leucine rich repeat containing 2
695.	55366	LGR4	leucine-rich repeat-containing G protein-coupled receptor 4
696.	7975	MAFK	v-maf musculoaponeurotic fibrosarcoma oncogene homolog K (avian)
697.	340252	ZNF680	zinc finger protein 680
698.	22800	RRAS2	related RAS viral (r-ras) oncogene homolog 2
699.	2730	GCLM	glutamate-cysteine ligase, modifier subunit
700.	29841	GRHL1	grainyhead-like 1 (<i>Drosophila</i>)
701.	9214	FAIM3	Fas apoptotic inhibitory molecule 3
702.	57406	ABHD6	abhydrolase domain containing 6
703.	4660	PPP1R12B	protein phosphatase 1, regulatory (inhibitor) subunit 12B
704.	157503	LOC157503	hypothetical protein LOC157503
705.	285704	RGMB	RGM domain family, member B
706.	55614	C20orf23	chromosome 20 open reading frame 23
707.	85463	ZC3H12C	zinc finger CCCH-type containing 12C
708.	6470	SHMT1	serine hydroxymethyltransferase 1 (soluble)
709.	9397	NMT2	N-myristoyltransferase 2
710.	201161	PRR6	proline rich 6
711.	8564	KMO	kynurenine 3-monooxygenase (kynurenine 3-hydroxylase)
712.	283824	LOC283824	hypothetical protein LOC283824
713.	57522	SRGAP1	SLIT-ROBO Rho GTPase activating protein 1
714.	79695	GALNT12	UDP-N-acetyl-alpha-D-galactosamine:polypeptide N-acetylgalactosaminyltransferase 12 (GalNAc-T12)
715.	396	ARHGDI2	Rho GDP dissociation inhibitor (GDI) alpha
716.	9208	LRRFIP1	leucine rich repeat (in FLII) interacting protein 1
717.	6453	ITSN1	intersectin 1 (SH3 domain protein)
718.	169200	DKFZp762C1112	hypothetical protein DKFZp762C1112
719.	9331	B4GALT6	UDP-Gal:betaGlcNAc beta 1,4-galactosyltransferase, polypeptide 6
720.	8458	TTF2	transcription termination factor, RNA polymerase II
721.	1047	CLGN	calmegin
722.	93949	CXorf10	chromosome X open reading frame 10
723.	51762	RAB8B	RAB8B, member RAS oncogene family
724.	5267	SERPINA4	serine (or cysteine) proteinase inhibitor, clade A (alpha-1 antiproteinase, antitrypsin), member 4
725.	1844	DUSP2	dual specificity phosphatase 2
726.	79720	FLJ12750	hypothetical protein FLJ12750
727.	4522	MTHFD1	methylenetetrahydrofolate dehydrogenase (NADP+-dependent) 1, methylenetetrahydrofolate cyclohydrolase, formyltetrahydrofolate synthetase
728.	5198	PFAS	phosphoribosylformylglycinamide synthase (FGAR amidotransferase)
729.	55544	RNPC1	RNA-binding region (RNP1, RRM) containing 1
730.	9261	MAPKAPK2	mitogen-activated protein kinase-activated protein kinase 2
731.	285761	DCBLD1	discoidin, CUB and LCCL domain containing 1
732.	161527	LOC161527	hypothetical protein LOC161527
733.	8548	BLZF1	basic leucine zipper nuclear factor 1 (JEM-1)
734.	10537	UBD	ubiquitin D
735.	64224	FLJ22313	hypothetical protein FLJ22313
736.	4637	MYL6	myosin, light polypeptide 6, alkali, smooth muscle and non-muscle
737.	51569	UFM1	ubiquitin-fold modifier 1
738.	57599	WDR48	WD repeat domain 48
739.	57162	PELI1	pellino homolog 1 (<i>Drosophila</i>)
740.	58486	LOC58486	transposon-derived Buster1 transposase-like protein gene
741.	1266	CNN3	calponin 3, acidic

TABLE III

ENTREZ GENE ID	GENE SYMBOL	GENE DESCRIPTION	
1.	6348	CCL3	chemokine (C-C motif) ligand 3
2.	55388	MCM10	MCM10 minichromosome maintenance deficient 10 (<i>S. cerevisiae</i>)
3.	7117	TMSL3	thymosin-like 3
4.	1017	CDK2	cyclin-dependent kinase 2
5.	79019	C22orf18	chromosome 22 open reading frame 18
6.	6241	RRM2	ribonucleotide reductase M2 polypeptide
7.	4605	MYBL2	v-myb myeloblastosis viral oncogene homolog (avian)-like 2
8.	894	CCND2	cyclin D2
9.	57405	SPBC25	spindle pole body component 25 homolog (<i>S. cerevisiae</i>)
10.	146909	LOC146909	hypothetical protein LOC146909
11.	150271	LOC150271	hypothetical protein LOC150271
12.	203	AK1	adenylate kinase 1
13.	4050	LTB	lymphotoxin beta (TNF superfamily, member 3)
14.	257019	FRMD3	FERM domain containing 3
15.	8357	HIST1H3H	histone 1, H3h
16.	23710	GABARAPL1	GABA(A) receptor-associated protein like 1
17.	9201	DCAMKL1	doublecortin and CaM kinase-like 1
18.	934	CD24	CD24 antigen (small cell lung carcinoma cluster 4 antigen)
19.	9532	BAG2	BCL2-associated athanogene 2
20.	23331	KIAA1043	KIAA1043 protein
21.	10675	CSPG5	chondroitin sulfate proteoglycan 5 (neuroglycan C)
22.	1102	RCBTB2	regulator of chromosome condensation (RCC1) and BTB (POZ) domain containing protein 2
23.	2119	ETV5	ets variant gene 5 (ets-related molecule)
24.	255488	IBRDC2	IBR domain containing 2
25.	55076	TMEM45A	transmembrane protein 45A
26.	8364	HIST1H4C	histone 1, H4c
27.	3725	JUN	v-jun sarcoma virus 17 oncogene homolog (avian)
28.	384	ARG2	arginase, type II
29.	10129	13CDNA73	hypothetical protein CG003
30.	1960	EGR3	early growth response 3
31.	27122	DKK3	dickkopf homolog 3 (<i>Xenopus laevis</i>)
32.	11178	LZTS1	leucine zipper, putative tumor suppressor 1
33.	143888	KDELC2	KDEL (Lys-Asp-Glu-Leu) containing 2
34.	1601	DAB2	disabled homolog 2, mitogen-responsive phosphoprotein (<i>Drosophila</i>)
35.	6542	SLC7A2	solute carrier family 7 (cationic amino acid transporter, y+ system), member 2
36.	477	ATP1A2	ATPase, Na+/K+ transporting, alpha 2 (+) polypeptide
37.	90161	HS6ST2	heparan sulfate 6-O-sulfotransferase 2
38.	81031	SLC2A10	solute carrier family 2 (facilitated glucose transporter), member 10
39.	56675	NRIP3	nuclear receptor interacting protein 3
40.	1958	EGR1	early growth response 1
41.	3714	JAG2	jagged 2
42.	3897	L1CAM	L1 cell adhesion molecule
43.	1488	CTBP2	C-terminal binding protein 2
44.	145173	B3GTL	beta 3-glycosyltransferase-like
45.	112399	EGLN3	egl nine homolog 3 (<i>C. elegans</i>)
46.	22871	NLGN1	neuroligin 1
47.	8804	CREG1	cellular repressor of E1A-stimulated genes 1
48.	117854	TRIM6	tripartite motif-containing 6
49.	3037	HAS2	hyaluronan synthase 2
50.	4821	NKX2-2	NK2 transcription factor related, locus 2 (<i>Drosophila</i>)
51.	26298	EHF	ets homologous factor
52.	22873	DZIP1	DAZ interacting protein 1
53.	161742	SPRED1	sprouty-related, EVH1 domain containing 1
54.	10052	GJA7	gap junction protein, alpha 7, 45 kDa (connexin 45)
55.	79733	E2F8	E2F transcription factor 8
56.	10112	KIF20A	kinesin family member 20A
57.	54910	SEMA4C	sema domain, immunoglobulin domain (Ig), transmembrane domain (TM) and short cytoplasmic domain, (semaphorin) 4C
58.	993	CDC25A	cell division cycle 25A
59.	3683	ITGAL	integrin, alpha L (antigen CD11A (p180), lymphocyte function-associated antigen 1; alpha polypeptide)
60.	9355	LHX2	LIM homeobox 2
61.	5578	PRKCA	protein kinase C, alpha
62.	157570	ESCO2	establishment of cohesion 1 homolog 2 (<i>S. cerevisiae</i>)
63.	10252	SPRY1	sprouty homolog 1, antagonist of FGF signaling (<i>Drosophila</i>)

TABLE III-continued

ENTREZ			
GENE ID	GENE SYMBOL	GENE DESCRIPTION	
64.	22998	KIAA1102	KIAA1102 protein
65.	144455	E2F7	E2F transcription factor 7
66.	2115	ETV1	ets variant gene 1
67.	80144	FRAS1	Fraser syndrome 1
68.	1902	EDG2	endothelial differentiation, lysophosphatidic acid G-protein-coupled receptor, 2
69.	148203	LOC148203	hypothetical protein LOC148203
70.	8851	CDK5R1	cyclin-dependent kinase 5, regulatory subunit 1 (p35)
71.	28951	TRIB2	tribbles homolog 2 (<i>Drosophila</i>)
72.	1491	CTH	cystathionase (cystathionine gamma-lyase)
73.	4281	MID1	midline 1 (Opitz/BBB syndrome)
74.	145482	ZADH1	zinc binding alcohol dehydrogenase, domain containing 1
75.	84858	ZNF503	zinc finger protein 503
76.	55723	ASF1B	ASF1 anti-silencing function 1 homolog B (<i>S. cerevisiae</i>)
77.	1718	DHCR24	24-dehydrocholesterol reductase
78.	1847	DUSP5	dual specificity phosphatase 5
79.	64081	MAWBP	MAWD binding protein
80.	22822	PHLDA1	pleckstrin homology-like domain, family A, member 1
81.	389831	LOC389831	hypothetical gene supported by AL713796
82.	9212	AURKB	aurora kinase B
83.	7272	TTK	TTK protein kinase
84.	84952	CGNL1	cingulin-like 1
85.	150468	FLJ40629	hypothetical protein FLJ40629
86.	23286	KIBRA	KIBRA protein
87.	29968	PSAT1	phosphoserine aminotransferase 1
88.	8864	PER2	period homolog 2 (<i>Drosophila</i>)
89.	4603	MYBL1	v-myb myeloblastosis viral oncogene homolog (avian)-like 1
90.	285513	LOC285513	hypothetical protein LOC285513
91.	64919	BCL11B	B-cell CLL/lymphoma 11B (zinc finger protein)
92.	83641	C10orf45	chromosome 10 open reading frame 45
93.	6659	SOX4	SRY (sex determining region Y)-box 4
94.	55964	3-Sep	septin 3
95.	80150	ASRGL1	asparaginase like 1
96.	8630	HSD17B6	hydroxysteroid (17-beta) dehydrogenase 6
97.	7004	TEAD4	TEA domain family member 4
98.	8871	SYNJ2	synaptojanin 2
99.	56935	FN5	FN5 protein
100.	51232	CRIM1	cysteine-rich motor neuron 1
101.	493861	EID3	E1A-like inhibitor of differentiation 3
102.	2983	GUCY1B3	guanylate cyclase 1, soluble, beta 3
103.	51776	ZAK	sterile alpha motif and leucine zipper containing kinase AZK
104.	9953	HS3ST3B1	heparan sulfate (glucosamine) 3-O-sulfotransferase 3B1
105.	23310	hCAP-D3	KIAA0056 protein
106.	2326	FMO1	flavin containing monooxygenase 1
107.	51063	FAM26B	family with sequence similarity 26, member B
108.	1038	CDR1	cerebellar degeneration-related protein 1, 34 kDa
109.	4325	MMP16	matrix metalloproteinase 16 (membrane-inserted)
110.	55247	NEIL3	nei endonuclease VIII-like 3 (<i>E. coli</i>)
111.	91607	FLJ34922	hypothetical protein FLJ34922
112.	284801	LOC284801	hypothetical protein LOC284801
113.	5641	LGMMN	legumain
114.	4121	MAN1A1	mannosidase, alpha, class 1A, member 1
115.	1414	CRYBB1	crystallin, beta B1
116.	54885	FLJ20298	FLJ20298 protein
117.	1368	CPM	carboxypeptidase M
118.	586	BCAT1	branched chain aminotransferase 1, cytosolic
119.	130271	PLEKHH2	pleckstrin homology domain containing, family H (with MyTH4 domain) member 2
120.	81930	KIF18A	kinesin family member 18A
121.	11096	ADAMTS5	a disintegrin-like and metalloprotease (reprolysin type) with thrombospondin type 1 motif, 5 (aggrecanase-2)
122.	4148	MATN3	matrilin 3
123.	56121	PCDH15	protocadherin beta 15
124.	57552	AADACL1	arylacetyl deacetylase-like 1
125.	91614	LOC91614	novel 58.3 KDA protein
126.	2200	FBN1	fibrillin 1 (Marfan syndrome)
127.	6347	CCL2	chemokine (C-C motif) ligand 2
128.	2743	GLRB	glycine receptor, beta
129.	116448	OLIG1	oligodendrocyte transcription factor 1
130.	3613	IMPA2	inositol(myo)-1(or 4)-monophosphatase 2
131.	6764	ST5	suppression of tumorigenicity 5

TABLE III-continued

ENTREZ			
GENE ID	GENE SYMBOL	GENE DESCRIPTION	
132.	4137	MAPT	microtubule-associated protein tau
133.	9099	USP2	ubiquitin specific protease 2
134.	5777	PTPN6	protein tyrosine phosphatase, non-receptor type 6
135.	59338	PLEKHA1	pleckstrin homology domain containing, family A (phosphoinositide binding specific) member 1
136.	1028	CDKN1C	cyclin-dependent kinase inhibitor 1C (p57, Kip2)

TABLE IV

ENTREZ			
GENE ID	GENE SYMBOL	GENE DESCRIPTION	
1.	6348	CCL3	chemokine (C-C motif) ligand 3
2.	55388	MCM10	MCM10 minichromosome maintenance deficient 10 (<i>S. cerevisiae</i>)
3.	7117	TMSL3	thymosin-like 3
4.	1017	CDK2	cyclin-dependent kinase 2
5.	79019	C22orf18	chromosome 22 open reading frame 18
6.	6241	RRM2	ribonucleotide reductase M2 polypeptide
7.	4605	MYBL2	v-myb myeloblastosis viral oncogene homolog (avian)-like 2
8.	894	CCND2	cyclin D2
9.	57405	SPBC25	spindle pole body component 25 homolog (<i>S. cerevisiae</i>)
10.	146909	LOC146909	hypothetical protein LOC146909
11.	150271	LOC150271	hypothetical protein LOC150271
12.	203	AK1	adenylate kinase 1
13.	4050	LTB	lymphotoxin beta (TNF superfamily, member 3)
14.	257019	FRMD3	FERM domain containing 3
15.	8357	HIST1H3H	histone 1, H3h
16.	23710	GABARAPL1	GABA(A) receptor-associated protein like 1
17.	4171	MCM2	MCM2 minichromosome maintenance deficient 2, mitotin (<i>S. cerevisiae</i>)
18.	4176	MCM7	MCM7 minichromosome maintenance deficient 7 (<i>S. cerevisiae</i>)
19.	29089	UBE2T	ubiquitin-conjugating enzyme E2T (putative)
20.	890	CCNA2	cyclin A2
21.	51514	DTL	denticleless homolog (<i>Drosophila</i>)
22.	440279	UNC13C	unc-13 homolog C (<i>C. elegans</i>)
23.	11130	ZWINT	ZW10 interactor
24.	9768	KIAA0101	KIAA0101
25.	27338	UBE2S	ubiquitin-conjugating enzyme E2S
26.	1846	DUSP4	dual specificity phosphatase 4
27.	9833	MELK	maternal embryonic leucine zipper kinase
28.	387103	C6orf173	chromosome 6 open reading frame 173
29.	137392	LOC137392	similar to CG6405 gene product
30.	7374	UNG	uracil-DNA glycosylase
31.	4915	NTRK2	neurotrophic tyrosine kinase, receptor, type 2
32.	990	CDC6	CDC6 cell division cycle 6 homolog (<i>S. cerevisiae</i>)
33.	55165	C10orf3	chromosome 10 open reading frame 3
34.	4001	LMNB1	lamin B1
35.	51659	Pfs2	DNA replication complex GINS protein PSF2
36.	11065	UBE2C	ubiquitin-conjugating enzyme E2C
37.	4174	MCM5	MCM5 minichromosome maintenance deficient 5, cell division cycle 46 (<i>S. cerevisiae</i>)
38.	113130	CDCA5	cell division cycle associated 5
39.	9535	GMFG	glia maturation factor, gamma
40.	195828	ZNF367	zinc finger protein 367
41.	55355	DKFZp762E1312	hypothetical protein DKFZp762E1312
42.	9928	KIF14	kinesin family member 14
43.	83879	CDCA7	cell division cycle associated 7
44.	701	BUB1B	BUB1 budding uninhibited by benzimidazoles 1 homolog beta (yeast)
45.	200734	SPRED2	sprouty-related, EVH1 domain containing 2
46.	991	CDC20	CDC20 cell division cycle 20 homolog (<i>S. cerevisiae</i>)
47.	22974	TPX2	TPX2, microtubule-associated protein homolog (<i>Xenopus laevis</i>)
48.	3832	KIF11	kinesin family member 11
49.	4288	MKI67	antigen identified by monoclonal antibody Ki-67
50.	983	CDC2	cell division cycle 2, G1 to S and G2 to M
51.	28231	SLCO4A1	solute carrier organic anion transporter family, member 4A1
52.	79801	SHCBP1	SHC SH2-domain binding protein 1
53.	7804	LRP8	low density lipoprotein receptor-related protein 8, apolipoprotein e receptor

TABLE IV-continued

	ENTREZ GENE ID	GENE SYMBOL	GENE DESCRIPTION
54.	7298	TYMS	thymidylate synthetase
55.	7083	TK1	thymidine kinase 1, soluble
56.	26147	PHF19	PHD finger protein 19
57.	55839	BM039	uncharacterized bone marrow protein BM039
58.	9232	PTTG1	pituitary tumor-transforming 1
59.	10592	SMC2L1	SMC2 structural maintenance of chromosomes 2-like 1 (yeast)
60.	3398	ID2	inhibitor of DNA binding 2, dominant negative helix-loop-helix protein
61.	4085	MAD2L1	MAD2 mitotic arrest deficient-like 1 (yeast)
62.	1063	CENPF	centromere protein F, 350/400ka (mitosin)
63.	3418	IDH2	isocitrate dehydrogenase 2 (NADP+), mitochondrial
64.	1163	CKS1B	CDC28 protein kinase regulatory subunit 1B
65.	55215	FLJ10719	hypothetical protein FLJ10719
66.	29127	RACGAP1	Rac GTPase activating protein 1
67.	7153	TOP2A	topoisomerase (DNA) II alpha 170 kDa
68.	122769	PPIL5	peptidylprolyl isomerase (cyclophilin)-like 5
69.	79682	MLF1IP	MLF1 interacting protein
70.	6790	STK6	serine/threonine kinase 6
71.	3925	STMN1	stathmin 1/oncoprotein 18
72.	11004	KIF2C	kinesin family member 2C
73.	10276	NET1	neuroepithelial cell transforming gene 1
74.	3015	H2AFZ	H2A histone family, member Z
75.	891	CCNB1	cyclin B1
76.	389835	FAM72A	family with sequence similarity 72, member A
77.	5111	PCNA	proliferating cell nuclear antigen
78.	9837	PSF1	DNA replication complex GINS protein PSF1
79.	3148	HMGB2	high-mobility group box 2
80.	7112	TMPO	thymopoietin
81.	63901	FLJ22794	FLJ22794 protein
82.	51203	NUSAP1	nucleolar and spindle associated protein 1
83.	29128	UHRF1	ubiquitin-like, containing PHD and RING finger domains, 1
84.	79075	DCC1	defective in sister chromatid cohesion homolog 1 (<i>S. cerevisiae</i>)
85.	9319	TRIP13	thyroid hormone receptor interactor 13
86.	1033	CDKN3	cyclin-dependent kinase inhibitor 3 (CDK2-associated dual specificity phosphatase)
87.	10189	THOC4	THO complex 4
88.	9133	CCNB2	cyclin B2
89.	55010	FLJ20641	hypothetical protein FLJ20641
90.	83540	CDCA1	cell division cycle associated 1
91.	1870	E2F2	E2F transcription factor 2
92.	962	CD48	CD48 antigen (B-cell membrane protein)
93.	55789	DEPDC1B	DEP domain containing 1B
94.	170954	KIAA1949	KIAA1949
95.	332	BIRC5	baculoviral IAP repeat-containing 5 (survivin)
96.	445815	PALM2-AKAP2	PALM2-AKAP2 protein
97.	865	CBFB	core-binding factor, beta subunit
98.	7913	DEK	DEK oncogene (DNA binding)
99.	5983	RFC3	replication factor C (activator 1) 3, 38 kDa
100.	84515	MCM8	MCM8 minichromosome maintenance deficient 8 (<i>S. cerevisiae</i>)
101.	51053	GMNN	geminin, DNA replication inhibitor
102.	1111	CHEK1	CHK1 checkpoint homolog (<i>S. pombe</i>)
103.	7443	VRK1	vaccinia related kinase 1
104.	10376	K-ALPHA-1	tubulin, alpha, ubiquitous
105.	3014	H2AFX	H2A histone family, member X
106.	9055	PRC1	protein regulator of cytokinesis 1
107.	2237	FEN1	flap structure-specific endonuclease 1
108.	81563	C1orf21	chromosome 1 open reading frame 21
109.	51192	CKLF	chemokine-like factor
110.	1062	CENPE	centromere protein E, 312 kDa
111.	11339	OIP5	Opa interacting protein 5
112.	10615	SPAG5	sperm associated antigen 5
113.	55646	LYAR	hypothetical protein FLJ20425
114.	55706	TMEM48	transmembrane protein 48
115.	1058	CENPA	centromere protein A, 17 kDa
116.	3070	HELLS	helicase, lymphoid-specific
117.	4173	MCM4	MCM4 minichromosome maintenance deficient 4 (<i>S. cerevisiae</i>)
118.	23421	ITGB3BP	integrin beta 3 binding protein (beta3-endonexin)
119.	9530	BAG4	BCL2-associated athanogene 4
120.	801	CALM1	calmodulin 1 (phosphorylase kinase, delta)
121.	54069	C21orf45	chromosome 21 open reading frame 45
122.	283991	MGC29814	hypothetical protein MGC29814
123.	63979	FIGNL1	figidetin-like 1
124.	64105	FKSG14	leucine zipper protein FKSG14

TABLE IV-continued

ENTREZ GENE ID	GENE SYMBOL	GENE DESCRIPTION
125.	4172	MCM3 MCM3 minichromosome maintenance deficient 3 (<i>S. cerevisiae</i>)
126.	24137	KIF4A kinesin family member 4A
127.	7398	USP1 ubiquitin specific protease 1
128.	84930	MASTL microtubule associated serine/threonine kinase-like
129.	51512	GTSE1 G-2 and S-phase expressed 1
130.	4678	NASP nuclear autoantigenic sperm protein (histone-binding)
131.	699	BUB1 BUB1 budding uninhibited by benzimidazoles 1 homolog (yeast)
132.	1719	DHFR dihydrofolate reductase
133.	494143	LOC494143 similar to RIKEN cDNA 2510006C20 gene
134.	55055	FLJ10036 Zwilch
135.	672	BRCA1 breast cancer 1, early onset
136.	64946	CENPH centromere protein H
137.	83461	CDCA3 cell division cycle associated 3
138.	7465	WEE1 WEE1 homolog (<i>S. pombe</i>)
139.	5984	RFC4 replication factor C (activator 1) 4, 37 kDa
140.	64581	CLECTA C-type lectin domain family 7, member A
141.	1230	CCR1 chemokine (C-C motif) receptor 1
142.	4175	MCM6 MCM6 minichromosome maintenance deficient 6 (MIS5 homolog, <i>S. pombe</i>) (<i>S. cerevisiae</i>)
143.	55502	HES6 hairy and enhancer of split 6 (<i>Drosophila</i>)
144.	64151	HCAP-G chromosome condensation protein G
145.	11151	CORO1A coronin, actin binding protein, 1A
146.	203068	TUBB tubulin, beta polypeptide
147.	10926	ASK activator of S phase kinase
148.	11073	TOPBP1 topoisomerase (DNA) II binding protein 1
149.	90417	C15orf23 chromosome 15 open reading frame 23
150.	9493	KIF23 kinesin family member 23
151.	387882	LOC387882 hypothetical protein
152.	23234	DNAJC9 DnaJ (Hsp40) homolog, subfamily C, member 9
153.	2146	EZH2 enhancer of zeste homolog 2 (<i>Drosophila</i>)
154.	6627	SNRPA1 small nuclear ribonucleoprotein polypeptide A'
155.	5982	RFC2 replication factor C (activator 1) 2, 40 kDa
156.	51155	HN1 hematological and neurological expressed 1
157.	10635	RAD51AP1 RAD51 associated protein 1
158.	91057	NY-REN-41 NY-REN-41 antigen
159.	11168	PSIP1 PC4 and SFRS1 interacting protein 1
160.	10403	KNTC2 kinetochore associated 2
161.	4751	NEK2 NIMA (never in mitosis gene a)-related kinase 2
162.	29028	ATAD2 ATPase family, AAA domain containing 2
163.	26271	FBXO5 F-box protein 5
164.	54892	LUZP5 leucine zipper protein 5
165.	79723	SUV39H2 suppressor of variegation 3-9 homolog 2 (<i>Drosophila</i>)
166.	23590	TPRT trans-prenyltransferase
167.	2288	FKBP4 FK506 binding protein 4, 59 kDa
168.	23165	NUP205 nucleoporin 205 kDa
169.	6240	RRM1 ribonucleotide reductase M1 polypeptide
170.	81539	SLC38A1 solute carrier family 38, member 1
171.	1894	ECT2 epithelial cell transforming sequence 2 oncogene
172.	55872	PBK PDZ binding kinase
173.	55635	DEPDC1 DEP domain containing 1
174.	11013	TMSL8 thymosin-like 8
175.	259266	ASPM asp (abnormal spindle)-like, microcephaly associated (<i>Drosophila</i>)
176.	10950	BTG3 BTG family, member 3
177.	56992	KIF15 kinesin family member 15
178.	29980	DONSON downstream neighbor of SON
179.	5757	PTMA prothymosin, alpha (gene sequence 28)
180.	5932	RBBP8 retinoblastoma binding protein 8
181.	7903	ST8SIA4 ST8 alpha-N-acetyl-neuraminidase alpha-2,8- sialyltransferase 4
182.	348235	FAM33A family with sequence similarity 33, member A
183.	3182	HNRPAB heterogeneous nuclear ribonucleoprotein A/B
184.	3161	HMMR hyaluronan-mediated motility receptor (RHAMM)
185.	5985	RFC5 replication factor C (activator 1) 5, 36.5 kDa
186.	864	RUNX3 runt-related transcription factor 3
187.	3930	LBR lamin B receptor
188.	1434	CSE1L CSE1 chromosome segregation 1-like (yeast)
189.	81610	C20orf129 chromosome 20 open reading frame 129
190.	3146	HMG1 high-mobility group box 1
191.	55636	CHD7 chromodomain helicase DNA binding protein 7
192.	54443	ANLN anillin, actin binding protein (scraps homolog, <i>Drosophila</i>)

TABLE IV-continued

ENTREZ GENE ID	GENE SYMBOL	GENE DESCRIPTION	
193.	5698	PSMB9	proteasome (prosome, macropain) subunit, beta type, 9 (large multifunctional protease 2)
194.	7277	TUBA1	tubulin, alpha 1 (testis specific)
195.	64282	PAPD5	PAP associated domain containing 5
196.	201725	LOC201725	hypothetical protein LOC201725
197.	7171	TPM4	tropomyosin 4
198.	3838	KPNA2	karyopherin alpha 2 (RAG cohort 1, importin alpha 1)
199.	116832	RPL39L	ribosomal protein L39-like
200.	4602	MYB	v-myb myeloblastosis viral oncogene homolog (avian)
201.	54962	FLJ20516	timeless-interacting protein
202.	10541	ANP32B	acidic (leucine-rich) nuclear phosphoprotein 32 family, member B
203.	9787	DLG7	discs, large homolog 7 (<i>Drosophila</i>)
204.	147138	EVER2	epidermodysplasia verruciformis 2
205.	157313	CDCA2	cell division cycle associated 2
206.	11340	EXOSC8	exosome component 8
207.	2956	MSH6	mutS homolog 6 (<i>E. coli</i>)
208.	151246	SGOL2	shugoshin-like 2 (<i>S. pombe</i>)
209.	27346	MAC30	hypothetical protein MAC30
210.	5873	RAB27A	RAB27A, member RAS oncogene family
211.	79596	C13orf7	chromosome 13 open reading frame 7
212.	10051	SMC4L1	SMC4 structural maintenance of chromosomes 4-like 1 (yeast)
213.	3336	HSPE1	heat shock 10 kDa protein 1 (chaperonin 10)
214.	6432	SFRS7	splicing factor, arginine/serine-rich 7, 35 kDa
215.	8819	SAP30	sin3-associated polypeptide, 30 kDa
216.	54801	FAM29A	family with sequence similarity 29, member A
217.	1123	CHN1	chimerin (chimaerin) 1
218.	694	BTG1	B-cell translocation gene 1, anti-proliferative
219.	153222	LOC153222	adult retina protein
220.	3669	ISG20	interferon stimulated exonuclease gene 20 kDa
221.	151556	GPR155	G protein-coupled receptor 155
222.	6591	SNAI2	snail homolog 2 (<i>Drosophila</i>)
223.	5920	RARRES3	retinoic acid receptor responder (tazarotene induced) 3
224.	400172	LOC400172	similar to KIAA1641 protein; melanoma-associated antigen; CLL-associated antigen KW-1
225.	55281	FLJ11000	hypothetical protein FLJ11000
226.	9783	RIMS3	regulating synaptic membrane exocytosis 3
227.	6480	ST6GAL1	ST6 beta-galactosamide alpha-2,6-sialyltransferase 1
228.	390	RND3	Rho family GTPase 3
229.	10765	JARID1B	Jumonji, AT rich interactive domain 1B (RBP2-like)
230.	154091	SLC2A12	solute carrier family 2 (facilitated glucose transporter), member 12
231.	54981	C9orf95	chromosome 9 open reading frame 95
232.	1663	DDX11	DEAD/H (Asp-Glu-Ala-Asp/His) box polypeptide 11 (CHL1-like helicase homolog, <i>S. cerevisiae</i>)
233.	54800	DRE1	DRE1 protein
234.	57515	TDE2	tumor differentially expressed 2
235.	83719	YPEL3	yippee-like 3 (<i>Drosophila</i>)
236.	5269	SERPINB6	serine (or cysteine) proteinase inhibitor, clade B (ovalbumin), member 6
237.	30061	SLC40A1	solute carrier family 40 (iron-regulated transporter), member 1
238.	5660	PSAP	prosaposin (variant Gaucher disease and variant metachromatic leukodystrophy)
239.	51646	YPEL5	yippee-like 5 (<i>Drosophila</i>)
240.	145788	FLJ27352	hypothetical LOC145788
241.	81030	ZBP1	Z-DNA binding protein 1
242.	57035	C1orf63	chromosome 1 open reading frame 63
243.	9863	MAGI2	membrane associated guanylate kinase, WW and PDZ domain containing 2
244.	9855	FARP2	FERM, RhoGEF and pleckstrin domain protein 2
245.	57612	KIAA1466	KIAA1466 gene
246.	56243	KIAA1217	KIAA1217
247.	8365	HIST1H4H	histone 1, H4h
248.	440081	DDX12	DEAD/H (Asp-Glu-Ala-Asp/His) box polypeptide 12 (CHL1-like helicase homolog, <i>S. cerevisiae</i>)
249.	83937	RASSF4	Ras association (RalGDS/AF-6) domain family 4
250.	56204	FLJ10980	hypothetical protein FLJ10980
251.	22932	POMZP3	POM (POM121 homolog, rat) and ZP3 fusion
252.	10628	TXNIP	thioredoxin interacting protein
253.	6720	SREBF1	sterol regulatory element binding transcription factor 1
254.	1508	CTSB	cathepsin B
255.	84513	HTPAP	HTPAP protein

TABLE IV-continued

ENTREZ GENE ID	GENE SYMBOL	GENE DESCRIPTION	
256.	85352	KIAA1644	KIAA1644 protein
257.	9388	LIPG	lipase, endothelial
258.	5163	PDK1	pyruvate dehydrogenase kinase, isoenzyme 1
259.	23446	CDW92	CDW92 antigen
260.	10156	RASA4	RAS p21 protein activator 4
261.	23766	GABARAPL3	GABA(A) receptors associated protein like 3
262.	56904	SH3GLB2	SH3-domain GRB2-like endophilin B2
263.	6609	SMPD1	sphingomyelin phosphodiesterase 1, acid lysosomal (acid sphingomyelinase)
264.	23259	DDHD2	DDHD domain containing 2
265.	23092	ARHGAP26	Rho GTPase activating protein 26
266.	27250	PDCD4	programmed cell death 4 (neoplastic transformation inhibitor)
267.	3983	ABLIM1	actin binding LIM protein 1
268.	23461	ABCA5	ATP-binding cassette, sub-family A (ABC1), member 5
269.	4094	MAF	v-maf musculoaponeurotic fibrosarcoma oncogene homolog (avian)
270.	23646	PLD3	phospholipase D family, member 3
271.	51566	ARMCX3	armadillo repeat containing, X-linked 3
272.	58476	TP53INP2	tumor protein p53 inducible nuclear protein 2
273.	29994	BAZ2B	bromodomain adjacent to zinc finger domain, 2B
274.	283131	TncRNA	trophoblast-derived noncoding RNA
275.	4189	DNAJB9	DnaJ (Hsp40) homolog, subfamily B, member 9
276.	9123	SLC16A3	solute carrier family 16 (monocarboxylic acid transporters), member 3
277.	8473	OGT	O-linked N-acetylglucosamine (GlcNAc) transferase (UDP-N-acetylglucosamine:polypeptide-N-acetylglucosaminyl transferase)
278.	65018	PINK1	PTEN induced putative kinase 1
279.	23512	SUZ12	suppressor of zeste 12 homolog (<i>Drosophila</i>)
280.	81611	ANP32E	acidic (leucine-rich) nuclear phosphoprotein 32 family, member E
281.	5880	RAC2	ras-related C3 botulinum toxin substrate 2 (rho family, small GTP binding protein Rac2)
282.	6941	TCF19	transcription factor 19 (SC1)
283.	8836	GGH	gamma-glutamyl hydrolase (conjugase, folic polyglutamate hydrolase)
284.	9830	TRIM14	tripartite motif-containing 14
285.	55026	FLJ20716	hypothetical protein FLJ20716
286.	84057	GAI	GAI protein
287.	6510	SLC1A5	solute carrier family 1 (neutral amino acid transporter), member 5
288.	84969	C20orf100	chromosome 20 open reading frame 100
289.	81620	CDT1	DNA replication factor
290.	113115	FAM54A	family with sequence similarity 54, member A
291.	3159	HMGAI	high mobility group AT-hook 1
292.	3251	HPRT1	hypoxanthine phosphoribosyltransferase 1 (Lesch-Nyhan syndrome)
293.	5214	PFKP	phosphofructokinase, platelet
294.	2171	FABP5	fatty acid binding protein 5 (psoriasis-associated)
295.	57082	CASC5	cancer susceptibility candidate 5
296.	5889	RAD51C	RAD51 homolog C (<i>S. cerevisiae</i>)
297.	6628	SNRPB	small nuclear ribonucleoprotein polypeptides B and B1
298.	134111	FLJ25076	similar to CG4502-PA
299.	397	ARHGDIB	Rho GDP dissociation inhibitor (GDI) beta
300.	129401	NUP35	nucleoporin 35 kDa
301.	6632	SNRPD1	small nuclear ribonucleoprotein D1 polypeptide 16 kDa
302.	10212	DDX39	DEAD (Asp-Glu-Ala-Asp) box polypeptide 39
303.	6472	SHMT2	serine hydroxymethyltransferase 2 (mitochondrial)
304.	55536	CDCA7L	cell division cycle associated 7-like
305.	64116	SLC39A8	solute carrier family 39 (zinc transporter), member 8
306.	79902	PCNT1	pericentrin 1
307.	7371	UCK2	uridine-cytidine kinase 2
308.	11332	BACH	brain acyl-CoA hydrolase
309.	3320	HSPCA	heat shock 90 kDa protein 1, alpha
310.	1019	CDK4	cyclin-dependent kinase 4
311.	10383	TUBB2	tubulin, beta, 2
312.	8243	SMC1L1	SMC1 structural maintenance of chromosomes 1-like 1 (yeast)
313.	1786	DNMT1	DNA (cytosine-5-)-methyltransferase 1
314.	22929	SEPHS1	selenophosphate synthetase 1
315.	10492	SYNCRIP	synaptotagmin binding, cytoplasmic RNA interacting protein

TABLE IV-continued

ENTREZ GENE ID	GENE SYMBOL	GENE DESCRIPTION	
316.	26051	PPP1R16B	protein phosphatase 1, regulatory (inhibitor) subunit 16B
317.	5168	ENPP2	ectonucleotide pyrophosphatase/phosphodiesterase 2 (autotaxin)
318.	51144	HSD17B12	hydroxysteroid (17-beta) dehydrogenase 12
319.	9446	GSTO1	glutathione S-transferase omega 1
320.	51002	CGI-121	CGI-121 protein
321.	51377	UCHL5	ubiquitin carboxyl-terminal hydrolase L5
322.	10606	PAICS	phosphoribosylaminoimidazole carboxylase, phosphoribosylaminoimidazole succinocarboxamide synthetase
323.	6929	TCF3	transcription factor 3 (E2A immunoglobulin enhancer binding factors E12/E47)
324.	262	AMD1	adenosylmethionine decarboxylase 1
325.	3676	ITGA4	integrin, alpha 4 (antigen CD49D, alpha 4 subunit of VLA-4 receptor)
326.	39	ACAT2	acetyl-Coenzyme A acetyltransferase 2 (acetoacetyl Coenzyme A thiolase)
327.	23526	HA-1	minor histocompatibility antigen HA-1
328.	79023	NUP37	nucleoporin 37 kDa
329.	6119	RPA3	replication protein A3, 14 kDa
330.	6657	SOX2	SRX (sex determining region Y)-box 2
331.	27101	CACYBP	calyculin binding protein
332.	55752	11-Sep	septin 11
333.	79017	C7orf24	chromosome 7 open reading frame 24
334.	10808	HSPH1	heat shock 105 kDa/110 kDa protein 1
335.	11051	NUDT21	nudix (nucleoside diphosphate linked moiety X)-type motif 21
336.	5631	PRPS1	phosphoribosyl pyrophosphate synthetase 1
337.	55352	HSA272196	hypothetical protein, clone 2746033
338.	8727	CTNNA1	catenin (cadherin-associated protein), alpha-like 1
339.	26586	CKAP2	cytoskeleton associated protein 2
340.	2271	FH	fumarate hydratase
341.	23246	BOP1	block of proliferation 1
342.	5696	PSMB8	proteasome (prosome, macropain) subunit, beta type, 8 (large multifunctional protease 7)
343.	25804	LSM4	LSM4 homolog, U6 small nuclear RNA associated (<i>S. cerevisiae</i>)
344.	5557	PRIM1	primase, polypeptide 1, 49 kDa
345.	4436	MSH2	mutS homolog 2, colon cancer, nonpolyposis type 1 (<i>E. coli</i>)
346.	5885	RAD21	RAD21 homolog (<i>S. pombe</i>)
347.	22948	CCT5	chaperonin containing TCP1, subunit 5 (epsilon)
348.	9126	CSPG6	chondroitin sulfate proteoglycan 6 (bamacan)
349.	9184	BUB3	BUB3 budding uninhibited by benzimidazoles 3 homolog (yeast)
350.	4869	NPM1	nucleophosmin (nucleolar phosphoprotein B23, numatrin)
351.	3150	HMGN1	high-mobility group nucleosome binding domain 1
352.	10409	BASP1	brain abundant, membrane attached signal protein 1
353.	4200	ME2	malic enzyme 2, NAD(+)-dependent, mitochondrial
354.	169270	ZNF596	zinc finger protein 596
355.	3939	LDHA	lactate dehydrogenase A
356.	961	CD47	CD47 antigen (Rh-related antigen, integrin-associated signal transducer)
357.	9368	SLC9A3R1	solute carrier family 9 (sodium/hydrogen exchanger), isoform 3 regulator 1
358.	7086	TKT	transketolase (Wernicke-Korsakoff syndrome)
359.	10801	9-Sep	septin 9
360.	10785	WDR4	WD repeat domain 4
361.	3033	HADHSC	L-3-hydroxyacyl-Coenzyme A dehydrogenase, short chain
362.	8833	GMPS	guanine monophosphate synthetase
363.	27316	RBMX	RNA binding motif protein, X-linked
364.	5725	PTBP1	polypyrimidine tract binding protein 1
365.	10128	LRPPRC	leucine-rich PPR-motif containing
366.	84250	ANKRD32	ankyrin repeat domain 32
367.	5358	PLS3	plastin 3 (T isoform)
368.	4673	NAP1L1	nucleosome assembly protein 1-like 1
369.	3149	HMGB3	high-mobility group box 3
370.	2289	FKBP5	FK506 binding protein 5
371.	22856	CHSY1	carbohydrate (chondroitin) synthase 1
372.	6566	SLC16A1	solute carrier family 16 (monocarboxylic acid transporters), member 1
373.	54149	C21orf91	chromosome 21 open reading frame 91
374.	54517	FLJ20485	hypothetical protein FLJ20485

TABLE IV-continued

ENTREZ GENE ID	GENE SYMBOL	GENE DESCRIPTION
375.	8514	KCNAB2 potassium voltage-gated channel, shaker-related subfamily, beta member 2
376.	119	ADD2 adducin 2 (beta)
377.	1407	CRY1 cryptochrome 1 (photolyase-like)
378.	204	AK2 adenylate kinase 2
379.	467	ATF3 activating transcription factor 3
380.	64778	FNDC3B fibronectin type III domain containing 3B
381.	347733	RP11-506K6.1 tubulin, beta polypeptide paralog
382.	9604	RNF14 ring finger protein 14
383.	7832	BTG2 BTG family, member 2
384.	120196	MGC34830 hypothetical protein MGC34830
385.	9910	RABGAP1L RAB GTPase activating protein 1-like
386.	55876	GSDML gasdermin-like
387.	1524	CX3CR1 chemokine (C—X3—C motif) receptor 1
388.	23015	GM88 88-kDa golgi protein
389.	1604	DAF decay accelerating factor for complement (CD55, Cromer blood group system)
390.	114793	FMNL2 formin-like 2
391.	50640	IPLA2(GAMMA) intracellular membrane-associated calcium-independent phospholipase A2 gamma
392.	222166	EIIs1 hypothetical protein EIIs1
393.	10140	TOB1 transducer of ERBB2, 1
394.	1647	GADD45A growth arrest and DNA-damage-inducible, alpha
395.	25840	DKFZP586A0522 DKFZP586A0522 protein
396.	150759	LOC150759 hypothetical protein LOC150759
397.	6448	SGSH N-sulfoglucosamine sulfohydrolase (sulfamidase)
398.	85236	HIST1H2BK histone 1, H2bk
399.	9728	KIAA0256 KIAA0256 gene product
400.	3727	JUND jun D proto-oncogene
401.	54741	LEPROT leptin receptor overlapping transcript
402.	5973	RENBP renin binding protein
403.	84897	TBRG1 transforming growth factor beta regulator 1
404.	92370	ACPL2 acid phosphatase-like 2
405.	23208	SYT11 synaptotagmin XI
406.	375593	TRIM50B tripartite motif-containing 50B
407.	94241	TP53INP1 tumor protein p53 inducible nuclear protein 1
408.	1612	DAPK1 death-associated protein kinase 1
409.	144203	OVOS2 ovostatin 2
410.	3915	LAMC1 laminin, gamma 1 (formerly LAMB2)
411.	115701	ALPK2 alpha-kinase 2
412.	1203	CLN5 ceroid-lipofuscinosis, neuronal 5
413.	51363	GALNAC4S-6ST B cell RAG associated protein
414.	387263	C6orf120 chromosome 6 open reading frame 120
415.	2824	GPM6B glycoprotein M6B
416.	8516	ITGA8 integrin, alpha 8
417.	57730	KIAA1641 KIAA1641
418.	10370	CITED2 Cbp/p300-interacting transactivator, with Glu/Asp-rich carboxy-terminal domain, 2
419.	1611	DAP death-associated protein
420.	388677	NOTCH2NL Notch homolog 2 (<i>Drosophila</i>) N-terminal like
421.	132720	FLJ39370 hypothetical protein FLJ39370
422.	29005	PRO1073 PRO1073 protein
423.	1030	CDKN2B cyclin-dependent kinase inhibitor 2B (p15, inhibits CDK4)
424.	23336	DMN desmuslin
425.	23643	LY96 lymphocyte antigen 96
426.	4779	NFE2L1 nuclear factor (erythroid-derived 2)-like 1
427.	7286	TUFT1 tuftelin 1
428.	1200	TPP1 tripeptidyl peptidase I
429.	27344	PCSKIN proprotein convertase subtilisin/kexin type 1 inhibitor
430.	9473	C1orf38 chromosome 1 open reading frame 38
431.	401152	LOC401152 HCV F-transactivated protein 1
432.	5360	PLTP phospholipid transfer protein
433.	7846	TUBA3 tubulin, alpha 3
434.	9240	PNMA1 paraneoplastic antigen MA1
435.	81631	MAP1LC3B microtubule-associated protein 1 light chain 3 beta
436.	112770	C1orf85 chromosome 1 open reading frame 85
437.	3998	LMAN1 lectin, mannose-binding, 1
438.	8987	GENX-3414 genethonin 1
439.	84218	TBC1D3 TBC1 domain family, member 3
440.	51237	PACAP proapoptotic caspase adaptor protein
441.	55818	JMJD1A jumonji domain containing 1A
442.	11057	ABHD2 abhydrolase domain containing 2
443.	2180	ACSL1 acyl-CoA synthetase long-chain family member 1
444.	10525	HYOU1 hypoxia up-regulated 1
445.	114915	TIGA1 TIGA1
446.	55251	C20orf36 chromosome 20 open reading frame 36

TABLE IV-continued

	ENTREZ GENE ID	GENE SYMBOL	GENE DESCRIPTION
447.	598	BCL2L1	BCL2-like 1
448.	51111	SUV420H1	suppressor of variegation 4-20 homolog 1 (<i>Drosophila</i>)
449.	64065	PERP	PERP, TP53 apoptosis effector
450.	2037	EPB41L2	erythrocyte membrane protein band 4.1-like 2
451.	89796	NAV1	neuron navigator 1
452.	9341	VAMP3	vesicle-associated membrane protein 3 (cellubrevin)
453.	1465	CSRP1	cysteine and glycine-rich protein 1
454.	60492	MDS025	hypothetical protein MDS025
455.	339448	LOC339448	hypothetical protein LOC339448
456.	6513	SLC2A1	solute carrier family 2 (facilitated glucose transporter), member 1
457.	3995	FADS3	fatty acid desaturase 3
458.	155038	GIMAP8	GTPase, IMAP family member 8
459.	90634	CG018	hypothetical gene CG018
460.	55573	H41	hypothetical protein H41
461.	7514	XPO1	exportin 1 (CRM1 homolog, yeast)
462.	196527	TMEM16F	transmembrane protein 16F
463.	5471	PPAT	phosphoribosyl pyrophosphate amidotransferase
464.	22823	MTF2	metal response element binding transcription factor 2
465.	10856	RUVBL2	RuvB-like 2 (<i>E. coli</i>)
466.	6713	SQLE	squalene epoxidase
467.	8407	TAGLN2	transgelin 2
468.	26135	PAI-RBP1	PAI-1 mRNA binding protein
469.	84247	LDOC1L	leucine zipper, down-regulated in cancer 1-like
470.	9201	DCAMKL1	doublecortin and CaM kinase-like 1
471.	388403	YPEL2	yippee-like 2 (<i>Drosophila</i>)
472.	255631	COL24A1	collagen, type XXIV, alpha 1
473.	8440	NCK2	NCK adaptor protein 2
474.	81790	RNF170	ring finger protein 170
475.	9706	ULK2	unc-51-like kinase 2 (<i>C. elegans</i>)
476.	4092	SMAD7	SMAD, mothers against DPP homolog 7 (<i>Drosophila</i>)
477.	51184	MGC14560	protein x 0004
478.	7334	UBE2N	ubiquitin-conjugating enzyme E2N (UBC13 homolog, yeast)
479.	84955	NUDCD1	NudC domain containing 1
480.	5684	PSMA3	proteasome (prosome, macropain) subunit, alpha type, 3
481.	51465	UBE2J1	ubiquitin-conjugating enzyme E2, J1 (UBC6 homolog, yeast)
482.	286319	TUSC1	tumor suppressor candidate 1
483.	26207	PITPNC1	phosphatidylinositol transfer protein, cytoplasmic 1
484.	51303	FKBP11	FK506 binding protein 11, 19 kDa
485.	9139	CBFA2T2	core-binding factor, runt domain, alpha subunit 2; translocated to, 2
486.	57714	KIAA1618	KIAA1618
487.	94240	EPSTI1	epithelial stromal interaction 1 (breast)
488.	659	BMPR2	bone morphogenetic protein receptor, type II (serine/threonine kinase)
489.	934	CD24	CD24 antigen (small cell lung carcinoma cluster 4 antigen)
490.	9532	BAG2	BCL2-associated athanogene 2
491.	23331	KIAA1043	KIAA1043 protein
492.	10675	CSPG5	chondroitin sulfate proteoglycan 5 (neuroglycan C)
493.	1102	RCBTB2	regulator of chromosome condensation (RCC1) and BTB (POZ) domain containing protein 2
494.	2119	ETV5	ets variant gene 5 (ets-related molecule)
495.	255488	IBRDC2	IBR domain containing 2
496.	55076	TMEM45A	transmembrane protein 45A
497.	8364	HIST1H4C	histone 1, H4c
498.	3725	JUN	v-jun sarcoma virus 17 oncogene homolog (avian)
499.	384	ARG2	arginase, type II
500.	10129	13CDNA73	hypothetical protein CG003
501.	1960	EGR3	early growth response 3
502.	27122	DKK3	dickkopf homolog 3 (<i>Xenopus laevis</i>)
503.	11178	LZTS1	leucine zipper, putative tumor suppressor 1
504.	143888	KDELC2	KDEL (Lys-Asp-Glu-Leu) containing 2
505.	1601	DAB2	disabled homolog 2, mitogen-responsive phosphoprotein (<i>Drosophila</i>)
506.	6542	SLC7A2	solute carrier family 7 (cationic amino acid transporter, y+ system), member 2
507.	477	ATP1A2	ATPase, Na+/K+ transporting, alpha 2 (+) polypeptide
508.	90161	HS6ST2	heparan sulfate 6-O-sulfotransferase 2
509.	81031	SLC2A10	solute carrier family 2 (facilitated glucose transporter), member 10

TABLE IV-continued

ENTREZ GENE ID	GENE SYMBOL	GENE DESCRIPTION	
510.	56675	NRIP3	nuclear receptor interacting protein 3
511.	1958	EGR1	early growth response 1
512.	3714	JAG2	jagged 2
513.	3897	L1CAM	L1 cell adhesion molecule
514.	1488	CTBP2	C-terminal binding protein 2
515.	145173	B3GTL	beta 3-glycosyltransferase-like
516.	112399	EGLN3	egl nine homolog 3 (<i>C. elegans</i>)
517.	22871	NLGN1	neuroligin 1
518.	8804	CREG1	cellular repressor of E1A-stimulated genes 1
519.	401081	FLJ22763	hypothetical gene supported by AK026416
520.	25924	MYRIP	myosin VIIA and Rab interacting protein
521.	91694	FLJ23749	hypothetical protein FLJ23749
522.	56155	TEX14	testis expressed sequence 14
523.	1349	COX7B	cytochrome c oxidase subunit VIIb
524.	3695	ITGB7	integrin, beta 7
525.	1164	CKS2	CDC28 protein kinase regulatory subunit 2
526.	56919	DHX33	DEAH (Asp-Glu-Ala-His) box polypeptide 33
527.	3276	HRMT1L2	HMT1 hnRNP methyltransferase-like 2 (<i>S. cerevisiae</i>)
528.	116151	C20orf108	chromosome 20 open reading frame 108
529.	25758	G2	G2 protein
530.	25861	DFNB31	deafness, autosomal recessive 31
531.	9666	DZIP3	zinc finger DAZ interacting protein 3
532.	1486	CTBS	chitinase, di-N-acetyl-
533.	3123	HLA-DRB1	major histocompatibility complex, class II, DR beta 1
534.	317649	EIF4E3	eukaryotic translation initiation factor 4E member
535.	50854	C6orf48	chromosome 6 open reading frame 48
536.	401024	FLJ44048	FLJ44048 protein
537.	114327	EFHC1	EF-hand domain (C-terminal) containing 1
538.	8334	HIST1H2AC	histone 1, H2ac
539.	284214	LOC284214	hypothetical protein LOC284214
540.	10379	ISGF3G	interferon-stimulated transcription factor 3, gamma 48 kDa
541.	113177	C19orf36	chromosome 19 open reading frame 36
542.	56951	C5orf15	chromosome 5 open reading frame 15
543.	285362	SUMF1	sulfatase modifying factor 1
544.	3490	IGFBP7	insulin-like growth factor binding protein 7
545.	1186	CLCN7	chloride channel 7
546.	582	BBS1	Bardet-Biedl syndrome 1
547.	339456	LOC339456	hypothetical protein LOC339456
548.	26115	DKFZP564D166	putative ankyrin-repeat containing protein
549.	9895	KIAA0329	KIAA0329
550.	1040	CDS1	CDP-diacylglycerol synthase (phosphatidate cytidylyltransferase) 1
551.	51496	HSPC129	hypothetical protein HSPC129
552.	1039	CDR2	cerebellar degeneration-related protein 2, 62 kDa
553.	130589	GALM	galactose mutarotase (aldose 1-epimerase)
554.	3937	LCP2	lymphocyte cytosolic protein 2 (SH2 domain containing leukocyte protein of 76 kDa)
555.	3535	IGL@	immunoglobulin lambda locus
556.	1396	CRIP1	cysteine-rich protein 1 (intestinal)
557.	4291	MLF1	myeloid leukemia factor 1
558.	9972	NUP153	nucleoporin 153 kDa
559.	10459	MAD2L2	MAD2 mitotic arrest deficient-like 2 (yeast)
560.	483	ATP1B3	ATPase, Na ⁺ /K ⁺ transporting, beta 3 polypeptide
561.	8165	AKAP1	A kinase (PRKA) anchor protein 1
562.	29097	CNIH4	cornichon homolog 4 (<i>Drosophila</i>)
563.	7037	TFRC	transferrin receptor (p90, CD71)
564.	509	ATP5C1	ATP synthase, H ⁺ transporting, mitochondrial F1 complex, gamma polypeptide 1
565.	10682	EBP	emopamil binding protein (sterol isomerase)
566.	56172	ANKH	ankylosis, progressive homolog (mouse)
567.	100	ADA	adenosine deaminase
568.	2821	GPI	glucose phosphate isomerase
569.	54927	CHCHD3	coiled-coil-helix-coiled-coil-helix domain containing 3
570.	58478	MASA	E-1 enzyme
571.	292	SLC25A5	solute carrier family 25 (mitochondrial carrier; adenine nucleotide translocator), member 5
572.	51096	WDR50	WD repeat domain 50
573.	79053	ALG8	asparagine-linked glycosylation 8 homolog (yeast, alpha-1,3-glucosyltransferase)
574.	84300	C6orf125	chromosome 6 open reading frame 125
575.	253461	ZBTB38	zinc finger and BTB domain containing 38
576.	29080	HSPC128	HSPC128 protein
577.	1622	DBI	diazepam binding inhibitor (GABA receptor modulator, acyl-Coenzyme A binding protein)
578.	2029	ENSA	endosulfine alpha
579.	6404	SELPLG	selectin P ligand

TABLE IV-continued

	ENTREZ GENE ID	GENE SYMBOL	GENE DESCRIPTION
580.	7295	TXN	thioredoxin
581.	10539	TXNL2	thioredoxin-like 2
582.	3422	IDII	isopentenyl-diphosphate delta isomerase
583.	1964	EIF1AX	eukaryotic translation initiation factor 1A, X-linked
584.	11191	PTENP1	phosphatase and tensin homolog (mutated in multiple advanced cancers 1), pseudogene 1
585.	80853	KIAA1718	KIAA1718 protein
586.	7096	TLR1	toll-like receptor 1
587.	440270	LOC440270	golgin-67
588.	8879	SGPL1	sphingosine-1-phosphate lyase 1
589.	493812	HCG11	HLA complex group 11
590.	257103	C21orf86	chromosome 21 open reading frame 86
591.	55615	PRR5	proline rich protein 5
592.	7905	C5orf18	chromosome 5 open reading frame 18
593.	64062	C13orf10	chromosome 13 open reading frame 10
594.	10133	OPTN	optineurin
595.	10116	FEM1B	fem-1 homolog b (<i>C. elegans</i>)
596.	79027	ZNF655	zinc finger protein 655
597.	79717	FLJ11838	hypothetical protein FLJ11838
598.	10397	NDRG1	N-myc downstream regulated gene 1
599.	3338	DNAJC4	DnaJ (Hsp40) homolog, subfamily C, member 4

TABLE V

	ENTREZ GENE ID	GENE SYMBOL	GENE DESCRIPTION
1.	934	CD24	CD24 antigen (small cell lung carcinoma cluster 4 antigen)
2.	9532	BAG2	BCL2-associated athanogene 2
3.	23331	KIAA1043	KIAA1043 protein
4.	10675	CSPG5	chondroitin sulfate proteoglycan 5 (neuroglycan C)
5.	1102	RCBTB2	regulator of chromosome condensation (RCC1) and BTB (POZ) domain containing protein 2
6.	2119	ETV5	ets variant gene 5 (ets-related molecule)
7.	255488	IBRDC2	IBR domain containing 2
8.	55076	TMEM45A	transmembrane protein 45A
9.	8364	HIST1H4C	histone 1, H4c
10.	3725	JUN	v-jun sarcoma virus 17 oncogene homolog (avian)
11.	384	ARG2	arginase, type II
12.	10129	13CDNA73	hypothetical protein CG003
13.	401081	FLJ22763	hypothetical gene supported by AK026416
14.	25924	MYRIP	myosin VIIA and Rab interacting protein
15.	91694	FLJ23749	hypothetical protein FLJ23749
16.	56155	TEX14	testis expressed sequence 14
17.	1349	COX7B	cytochrome c oxidase subunit VIIb
18.	1164	CKS2	CDC28 protein kinase regulatory subunit 2
19.	56919	DHX33	DEAH (Asp-Glu-Ala-His) box polypeptide 33
20.	3276	HRMT1L2	HMT1 hnRNP methyltransferase-like 2 (<i>S. cerevisiae</i>)
21.	3695	ITGB7	integrin, beta 7
22.	51496	HSPC129	hypothetical protein HSPC129
23.	1039	CDR2	cerebellar degeneration-related protein 2, 62 kDa
24.	130589	GALM	galactose mutarotase (aldose 1-epimerase)
25.	3937	LCP2	lymphocyte cytosolic protein 2 (SH2 domain containing leukocyte protein of 76 kDa)
26.	3535	IGL@	immunoglobulin lambda locus
27.	1396	CRIP1	cysteine-rich protein 1 (intestinal)
28.	4291	MLF1	myeloid leukemia factor 1
29.	9972	NUP153	nucleoporin 153 kDa
30.	10459	MAD2L2	MAD2 mitotic arrest deficient-like 2 (yeast)
31.	483	ATP1B3	ATPase, Na ⁺ /K ⁺ transporting, beta 3 polypeptide
32.	8165	AKAP1	A kinase (PRKA) anchor protein 1
33.	29097	CNIH4	cornichon homolog 4 (<i>Drosophila</i>)
34.	7037	TFRC	transferrin receptor (p90, CD71)
35.	509	ATP5C1	ATP synthase, H ⁺ transporting, mitochondrial F1 complex, gamma polypeptide 1
36.	10682	EBP	emopamil binding protein (sterol isomerase)
37.	56172	ANKH	ankylosis, progressive homolog (mouse)
38.	100	ADA	adenosine deaminase
39.	2821	GPI	glucose phosphate isomerase
40.	54927	CHCHD3	coiled-coil-helix-coiled-coil-helix domain containing 3
41.	58478	MASA	E-1 enzyme
42.	292	SLC25A5	solute carrier family 25 (mitochondrial carrier; adenine nucleotide translocator), member 5

TABLE V-continued

	ENTREZ GENE ID	GENE SYMBOL	GENE DESCRIPTION
43.	51096	WDR50	WD repeat domain 50
44.	79053	ALG8	asparagine-linked glycosylation 8 homolog (yeast, alpha-1,3-glucosyltransferase)
45.	84300	C6orf125	chromosome 6 open reading frame 125
46.	253461	ZBTB38	zinc finger and BTB domain containing 38
47.	29080	HSPC128	HSPC128 protein
48.	1622	DBI	diazepam binding inhibitor (GABA receptor modulator, acyl-Coenzyme A binding protein)
49.	2029	ENSA	endosulfine alpha
50.	6404	SELPLG	selectin P ligand
51.	7295	TXN	thioredoxin
52.	10539	TXNL2	thioredoxin-like 2
53.	3422	IDII	isopentenyl-diphosphate delta isomerase
54.	1964	EIF1AX	eukaryotic translation initiation factor 1A, X-linked
55.	11191	PTENP1	phosphatase and tensin homolog (mutated in multiple advanced cancers 1), pseudogene 1
56.	1960	EGR3	early growth response 3
57.	3338	DNAJC4	DnaJ (Hsp40) homolog, subfamily C, member 4
58.	10397	NRDGR1	N-myc downstream regulated gene 1
59.	79717	FLJ11838	hypothetical protein FLJ11838
60.	79027	ZNF655	zinc finger protein 655
61.	10116	FEM1B	fem-1 homolog b (<i>C. elegans</i>)
62.	10133	OPTN	optineurin
63.	64062	C13orf10	chromosome 13 open reading frame 10
64.	7905	C5orf18	chromosome 5 open reading frame 18
65.	55615	PRR5	proline rich protein 5
66.	257103	C21orf86	chromosome 21 open reading frame 86
67.	493812	HCG11	HLA complex group 11
68.	8879	SGPL1	sphingosine-1-phosphate lyase 1
69.	440270	LOC440270	golgin-67
70.	7096	TLR1	toll-like receptor 1
71.	80853	KIAA1718	KIAA1718 protein
72.	1040	CDS1	CDP-diacylglycerol synthase (phosphatidate cytidylyltransferase) 1
73.	9895	KIAA0329	KIAA0329
74.	26115	DKFZP564D166	putative ankyrin-repeat containing protein
75.	339456	LOC339456	hypothetical protein LOC339456
76.	582	BBS1	Bardet-Biedl syndrome 1
77.	1186	CLCN7	chloride channel 7
78.	3490	IGFBP7	insulin-like growth factor binding protein 7
79.	285362	SUMF1	sulfatase modifying factor 1
80.	56951	C5orf15	chromosome 5 open reading frame 15
81.	113177	C19orf36	chromosome 19 open reading frame 36
82.	10379	ISGF3G	interferon-stimulated transcription factor 3, gamma 48 kDa
83.	284214	LOC284214	hypothetical protein LOC284214
84.	8334	HIST1H2AC	histone 1, H2ac
85.	114327	EFHC1	EF-hand domain (C-terminal) containing 1
86.	401024	FLJ44048	FLJ44048 protein
87.	50854	C6orf48	chromosome 6 open reading frame 48
88.	317649	EIF4E3	eukaryotic translation initiation factor 4E member 3
89.	3123	HLA-DRB1	major histocompatibility complex, class II, DR beta 1
90.	1486	CTBS	chitinase, di-N-acetyl-
91.	9666	DZIP3	zinc finger DAZ interacting protein 3
92.	25861	DFNB31	deafness, autosomal recessive 31
93.	25758	G2	G2 protein
94.	116151	C20orf108	chromosome 20 open reading frame 108
95.	8804	CREG1	cellular repressor of E1A-stimulated genes 1
96.	22871	NLGN1	neuroligin 1
97.	112399	EGLN3	egl nine homolog 3 (<i>C. elegans</i>)
98.	145173	B3GTL	beta 3-glycosyltransferase-like
99.	1488	CTBP2	C-terminal binding protein 2
100.	3897	L1CAM	L1 cell adhesion molecule
101.	3714	JAG2	jagged 2
102.	1958	EGR1	early growth response 1
103.	56675	NRIP3	nuclear receptor interacting protein 3
104.	81031	SLC2A10	solute carrier family 2 (facilitated glucose transporter), member 10
105.	90161	HS6ST2	heparan sulfate 6-O-sulfotransferase 2
106.	477	ATP1A2	ATPase, Na ⁺ /K ⁺ transporting, alpha 2 (+) polypeptide
107.	6542	SLC7A2	solute carrier family 7 (cationic amino acid transporter, y ⁺ system), member 2
108.	1601	DAB2	disabled homolog 2, mitogen-responsive phosphoprotein (<i>Drosophila</i>)

TABLE V-continued

	ENTREZ GENE ID	GENE SYMBOL	GENE DESCRIPTION
109.	143888	KDELC2	KDEL (Lys-Asp-Glu-Leu) containing 2
110.	11178	LZTS1	leucine zipper, putative tumor suppressor 1
111.	27122	DKK3	dickkopf homolog 3 (<i>Xenopus laevis</i>)

The gene expression of the biomarkers of Table I or any of its subsets, Tables II through V, may be up- or down-regulated in response to the inhibition of FGFR3. In some instances, the detection of the presence of gene expression of one of the biomarkers may be sufficient to identify the patient for treatment or provide indication of a favorable response to treatment. In other instances, one may prefer the guidance provided by a higher level of alteration of gene expression or a stronger correlation with a particular inhibitory compound.

Further, in some instances, one may find identifying the most suitable patients for treatment for a particular cell proliferative disorder may best be accomplished by detecting an alteration in level of gene expression of two or more biomarkers or by a specific combination of biomarkers or even direction of alteration of gene expression. For example, a particular two of the biomarkers identified in Table I may be most correlated with a given condition and, thus, guide a certain treatment. Alternatively, a ratio of the relative levels of gene expression of two particular biomarkers may be indicative of the suitability of a given treatment for a patient. It is also contemplated that a particular condition may have a signature such as the up-regulation of one or more particular biomarker or biomarkers and/or the down-regulation of one or more other particular biomarker or biomarkers.

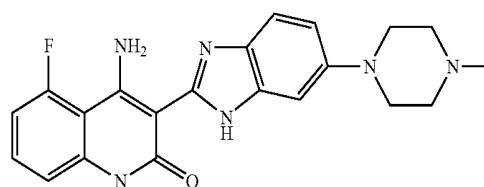
The alteration in the level of gene expression may be compared to a baseline level. A baseline level may be established in several ways. For example, in a method of monitoring response of a patient to treatment, a sample may be obtained from the patient and tested for measurement of gene expression prior to introduction of an FGFR3 inhibitor to the patient. Thus, the profile of gene expression levels, if any, of biomarkers in a treatment-naïve individual may serve as a baseline for that individual and later tests performed on samples obtained once treatment has begun may be compared to the individual's baseline. Alternatively, a baseline may be established through creation of a guide that consolidates information on gene expression levels taken from a pool of healthy or treatment-naïve individuals or even from an appropriate cell culture. Further, information on baseline levels of gene expression of particular biomarkers may be gathered from published sources or a gene database.

In one aspect, a sample is isolated from the patient after receipt of an amount of inhibitor of FGFR3, whether a therapeutically effective amount or a sub-therapeutically effective amount, which may be adequate for some purposes. Cell or tissue samples used for this invention encompass body fluid, solid tissue samples, tissue cultures or cells derived therefrom and the progeny thereof, and sections or smears prepared from any of these sources, or any other samples that may contain genetic information. Measurement of the expression of the biomarkers is described in further detail below.

Inhibitors of FGFR3

Some examples of small molecule inhibitors of FGFR3 include CHIR-258 (Chiron Corporation), SU-5402 (Pfizer, Inc.), and PD-173074 (Pfizer, Inc.).

The chemical structure and chemical name of CHIR-258 are shown below.



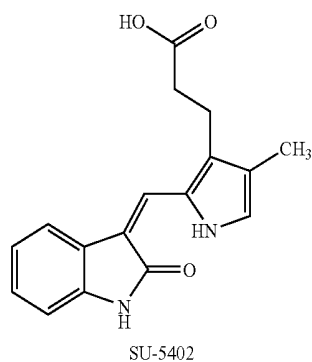
CHIR-258

4-Amino-5-fluoro-3-[6-(4-methylpiperazin-1-yl)-1H-benzimidazol-2-yl]quinolin-2(1H)-one is a small molecule inhibitor of VEGF-RTK, PDGF-RTK and other receptor tyrosine kinases such as fibroblast growth factor receptor (FGF-RTK). This compound has been described in a patent and several patent applications, the entire disclosures of which are incorporated herein by reference and for all purposes: U.S. Pat. No. 6,605,617, U.S. Ser. No. 10/644,055, U.S. Provisional Application Nos. 60/405,729, 60/428,210, and 60/484,048.

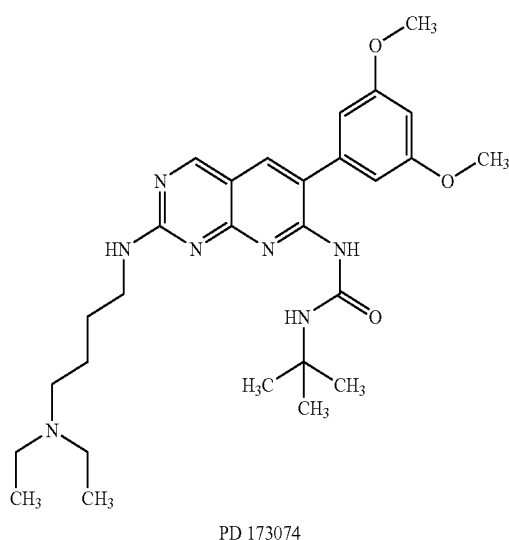
Related compounds are disclosed in patents and applications incorporated herein by reference, as noted. A plethora of substituted quinolinone compounds including quinolinone benzimidazolyl compounds and 4-amino substituted quinolinone benzimidazolyl compounds such as 4-amino-5-fluoro-3-[5-(4-methylpiperazin-1-yl)-1H-benzimidazol-2-yl]quinolin-2(1H)-one have recently been disclosed in references such as WO 02/22598, WO 2004/043389, WO 2005/047244, U.S. 2004/0220196, U.S. 2005/0137399, WO 2005/046590, and WO 2005/046589. Such compounds are disclosed as inhibiting VEGF-RTKs. Such compounds are also disclosed in published United States patent applications U.S. 2002/0107392 and U.S. 2003/0028018 and U.S. Pat. Nos. 6,605,617, 6,774,237, 6,762,194, and 6,800,760. Other such compounds are disclosed along with new uses of such compounds in inhibiting serine/threonine kinases and tyrosine kinases are disclosed in WO 2004/018419, and U.S. 2004/0092535, filed on Aug. 19, 2003, and claiming priority to each of the following provisional applications: U.S. Provisional Application No. 60/405,729 filed on Aug. 23, 2002; U.S. Provisional Application No. 60/426,107 filed on Nov. 13, 2002; U.S. Provisional Application No. 60/426,226 filed on Nov. 13, 2002; U.S. Provisional Application No. 60/426,282 filed on Nov. 13, 2002; U.S. Provisional Application No. 60/428,210 filed on Nov. 21, 2002; U.S. Provisional Application No. 60/460,327 filed on Apr. 3, 2003; U.S. Provisional Application No. filed on Apr. 3, 2003; U.S. Provisional Application No. 60/460,493 filed on Apr. 3, 2003; U.S. Provisional Application No. 60/478,916 filed on Jun. 16, 2003; and U.S. Provisional Application No. 60/484,048 filed on Jul. 1, 2003. Additional disclosure related to quinolinone compounds and uses thereof is set forth in U.S. Provisional Application No. 60/680,722, filed May 13, 2005; U.S. Provisional Application No. 60/681,893, filed May 17, 2005; U.S. Provisional Application No. 60/546,395, filed Feb. 20, 2004; U.S. Provisional Application No. 60/547,103, filed Feb. 23, 2004; U.S. Provisional Application No. 60/554,771, filed Mar. 19, 2004; U.S.

Provisional Application No. 60/647,568, filed Jan. 27, 2005; U.S. Provisional Application No. 60/669,245, filed Apr. 6, 2005; U.S. Provisional Application No. 60/538,594, filed Jan. 23, 2004; U.S. Provisional Application No. 60/683,999, filed May 23, 2005; U.S. patent application Ser. No. 11/061,386, filed Feb. 18, 2005; U.S. patent application Ser. No. 11/041,191, filed Jan. 21, 2005; and PCT Application No. PCT/US2005/05316, filed Feb. 18, 2005. Heterocyclic compounds related to benzimidazolyl quinolinones have recently been disclosed in WO 02/18383, U.S. 2002/0103230, and U.S. Pat. No. 6,756,383. Each of the references in this paragraph is hereby incorporated by reference in its entirety and for all purposes as if fully set forth herein.

The SU-5402 compound is 3-[3-(2-Carboxyethyl)-4-methylpyrrol-2-methylidene]-2-indolinone and has the following formula.



The PD-173074 compound has the compound structure and chemical name shown below.



1-tert-butyl-3-[6-(3,5-dimethoxyphenyl)-2-(4-diethylaminobutylamino)-pyrido[2,3-d]pyrimidin-7-yl]-urea.
Measurement of Gene Expression

As noted previously, the measurement of gene expression is performed on a sample, preferably a biological sample, obtained from the patient. For example, the patient may undergo a blood draw or tissue biopsy and the measurement may be made on the resulting sample. Depending upon the technique utilized, the test may be performed on an isolated fraction of the sample or in situ.

Detection of the presence of gene expression of the biomarker of interest and/or detection of the level of alteration in the gene expression compared to baseline may be made utilizing standard techniques.

Detection can be by any appropriate method, including for example, detecting the quantity of mRNA transcribed from the gene or the quantity of cDNA produced from the reverse transcription of the mRNA transcribed from the gene or the quantity of the polypeptide or protein encoded by the gene. These methods can be performed on a sample by sample basis or modified for high throughput analysis. Additionally, databases containing quantitative full or partial transcripts or protein sequences isolated from a cell sample can be searched and analyzed for the presence and amount of transcript or expressed gene product.

In assaying for an alteration in mRNA level, nucleic acid contained in the aforementioned samples is first extracted according to standard methods in the art. For instance, mRNA can be isolated using various lytic enzymes or chemical solutions according to the procedures set forth in Sambrook et al. (1989), supra or extracted by nucleic-acid-binding resins following the accompanying instructions provided by manufacturers. The mRNA of the biomarker contained in the extracted nucleic acid sample is then detected by hybridization (e.g. Northern blot analysis) and/or amplification procedures according to methods widely known in the art or based on the methods exemplified herein.

Nucleic acid molecules having at least 10 nucleotides and exhibiting sequence complementarity or homology to the biomarkers described herein find utility as hybridization probes. It is known in the art that a "perfectly matched" probe is not needed for a specific hybridization. Minor changes in probe sequence achieved by substitution, deletion or insertion of a small number of bases do not affect the hybridization specificity. In general, as much as 20% base-pair mismatch (when optimally aligned) can be tolerated.

In certain embodiments, it will be advantageous to employ probes or primers in combination with an appropriate means, such as a label, for detecting hybridization and therefore complementary sequences. A wide variety of appropriate indicator means are known in the art, including fluorescent, radioactive, enzymatic or other ligands, such as avidin/biotin, which are capable of giving a detectable signal. In preferred embodiments, one will likely desire to employ a fluorescent label or an enzyme tag, such as urease, alkaline phosphatase or peroxidase, instead of radioactive or other environmental undesirable reagents. In the case of enzyme tags, calorimetric indicator substrates are known which can be employed to provide a means visible to the human eye or spectrophotometrically, to identify specific hybridization with complementary nucleic acid-containing samples.

Hybridization reactions can be performed under conditions of different "stringency". Relevant conditions include temperature, ionic strength, time of incubation, the presence of additional solutes in the reaction mixture such as formamide, and the washing procedure. Higher stringency conditions are those conditions, such as higher temperature and lower sodium ion concentration, which require higher minimum complementarity between hybridizing elements for a stable hybridization complex to form. Conditions that increase the stringency of a hybridization reaction are widely known and published in the art. See, for example, (Sambrook, et al., (1989), supra).

Briefly, multiple RNAs are isolated from cell or tissue samples as described above. Optionally, the gene transcripts can be converted to cDNA. A sampling of the biomarker

transcript(s) is/are subjected to sequence-specific analysis and quantified. These gene transcript sequence abundances are compared to the baseline.

Alternatively any one of gene copy number, transcription, or translation of a biomarker can be determined using an amplification method such as PCR. General procedures for PCR are taught in MacPherson et al., PCR: A PRACTICAL APPROACH, (IRL Press at Oxford University Press (1991)). However, PCR conditions used for each application reaction are empirically determined. A number of parameters influence the success of a reaction. Among them are annealing temperature and time, extension time, Mg²⁺ ATP concentration, pH, and the relative concentration of primers, templates, and deoxyribonucleotides. After amplification, the resulting DNA fragments can be detected by agarose gel electrophoresis followed by visualization with ethidium bromide staining and ultraviolet illumination.

In one aspect, the biomarkers are detected and quantitated by hybridization to a probe that specifically hybridizes to the appropriate probe for that biomarker. The probes also can be attached to a solid support for use in high throughput screening assays using methods known in the art. PCT WO 97/10365 and U.S. Pat. Nos. 5,405,783, 5,412,087 and 5,445,934, for example, disclose the construction of high density oligonucleotide chips which can contain one or more of the sequences disclosed herein. Using the methods disclosed in U.S. Pat. Nos. 5,405,783, 5,412,087 and 5,445,934 the probes of this invention are synthesized on a derivatized glass surface. Photoprotected nucleoside phosphoramidites are coupled to the glass surface, selectively deprotected by photolysis through a photolithographic mask, and reacted with a second protected nucleoside phosphoramidite. The coupling/deprotection process is repeated until the desired probe is complete.

In one aspect, the expression level of the biomarker is determined through exposure of a nucleic acid sample to the probe-modified chip. Extracted nucleic acid is labeled, for example, with a fluorescent tag, preferably during an amplification step. Hybridization of the labeled sample is performed at an appropriate stringency level. The degree of probe-nucleic acid hybridization is quantitatively measured using a detection device, such as a confocal microscope. See U.S. Pat. Nos. 5,578,832 and 5,631,734.

In an alternative embodiment, the method is performed by the detecting and comparing of two or more biomarkers that have been pre-determined to be predictive of a therapeutic response. In a yet further embodiment, a plurality of biomarkers, e.g., see Tables I through V, supra, are used in the method of this invention. In these embodiments, the biomarkers or probes that specifically hybridize and recognize the biomarker of interest are arranged on a high density oligonucleotide probe array that provides an effective means of monitoring expression of a multiplicity of genes.

In another preferred embodiment, the methods of this invention are used to monitor expression of the genes which specifically hybridize to the probes of this invention in response to defined stimuli, such as a drug or biologic.

In one embodiment, the hybridized nucleic acids are detected by detecting one or more labels attached to the sample nucleic acids. The labels may be incorporated by any of a number of means well known to those of skill in the art. However, in one aspect, the label is simultaneously incorporated during the amplification step in the preparation of the sample nucleic acid. Thus, for example, polymerase chain reaction (PCR) with labeled primers or labeled nucleotides will provide a labeled amplification product. In a separate embodiment, transcription amplification, as described above,

using a labeled nucleotide (e.g. fluorescein-labeled UTP and/or CTP) incorporates a label in to the transcribed nucleic acids.

Alternatively, a label may be added directly to the original nucleic acid sample (e.g., mRNA, polyA, mRNA, cDNA, etc.) or to the amplification product after the amplification is completed. Means of attaching labels to nucleic acids are well known to those of skill in the art and include, for example nick translation or end-labeling (e.g. with a labeled RNA) by kinasing of the nucleic acid and subsequent attachment (ligation) of a nucleic acid linker joining the sample nucleic acid to a label (e.g., a fluorophore).

Detectable labels suitable for use in the present invention include any composition detectable by spectroscopic, photochemical, biochemical, immunochemical, electrical, optical or chemical means. Useful labels in the present invention include biotin for staining with labeled streptavidin conjugate, magnetic beads (e.g., Dynabeads™), fluorescent dyes (e.g., fluorescein, texas red, rhodamine, green fluorescent protein, and the like), radiolabels (e.g., ³H, ¹²⁵I, ³⁵S, ¹⁴C, or ³²P) enzymes (e.g., horse radish peroxidase, alkaline phosphatase and others commonly used in an ELISA), and calorimetric labels such as colloidal gold or colored glass or plastic (e.g., polystyrene, polypropylene, latex, etc.) beads. Patents teaching the use of such labels include U.S. Pat. Nos. 3,817,837; 3,850,752; 3,939,350; 3,996,345; 4,277,437; 4,275,149; and 4,366,241.

Means of detecting such labels are well known to those of skill in the art. Thus, for example, radiolabels may be detected using photographic film or scintillation counters, fluorescent markers may be detected using a photodetector to detect emitted light. Enzymatic labels are typically detected by providing the enzyme with a substrate and detecting the reaction product produced by the action of the enzyme on the substrate, and colorimetric labels are detected by simply visualizing the colored label.

As described in more detail in WO 97/10365, the label may be added to the target (sample) nucleic acid(s) prior to, or after the hybridization. These are detectable labels that are directly attached to or incorporated into the target (sample) nucleic acid prior to hybridization. In contrast, "indirect labels" are joined to the hybrid duplex after hybridization. Often, the indirect label is attached to a binding moiety that has been attached to the target nucleic acid prior to the hybridization. Thus, for example, the target nucleic acid may be biotinylated before the hybridization. After hybridization, an avidin-conjugated fluorophore will bind the biotin bearing hybrid duplexes providing a label that is easily detected. For a detailed review of methods of labeling nucleic acids and detecting labeled hybridized nucleic acids see LABORATORY TECHNIQUES IN BIOCHEMISTRY AND MOLECULAR BIOLOGY, Vol. 24: Hybridization with Nucleic Acid Probes, P. Tijssen, ed. Elsevier, N.Y. (1993).

The nucleic acid sample also may be modified prior to hybridization to the high density probe array in order to reduce sample complexity thereby decreasing background signal and improving sensitivity of the measurement using the methods disclosed in WO 97/10365.

Results from the chip assay are typically analyzed using a computer software program. See, for example, EP 0717 113 A2 and WO 95/20681. The hybridization data is read into the program, which calculates the expression level of the targeted gene(s). The figures may be compared against existing data sets of gene expression levels for diseased and healthy individuals. A correlation between the obtained data and that of a set of a predetermined baseline identifies patients likely to be responsive to the therapy.

Also within the scope of this application is a data base useful for the identification of patients likely to respond to a predetermined therapy, e.g., anti-FGFR3 therapy, wherein the database contains a combination of base line gene expression data against which the patient sample can be compared using bioinformatic techniques known in the art.

The pre-determined baseline information is stored in a digital storage medium such that a data processing system for standardized representation of the genes that identify patients that are responsive to therapy. The data processing system is useful to analyze gene expression between two samples. A suitable sample is isolated from the patient and then the genotype or phenotype of the cell or sample is determined using methods known in the art. In one aspect, the nucleic acids of the biomarkers if present in the sample are sequenced and transcribed to code. The sequences (in code form) from the sample are compared with the sequence(s) present in the database using homology search techniques. Greater than 90%, or alternatively, greater than 95% or alternatively, greater than or equal to 97% sequence identity between the test sequence and at least one sequence identified by the biomarkers identified in Tables I through V is a positive indication that the polynucleotide from a biomarker has been isolated from the patient sample.

Expression level of the biomarker can also be determined by examining the protein product. Determining the protein level involves (a) providing a biological sample containing expression product of the biomarker; and (b) measuring the amount of any immunospecific binding that occurs between an antibody that selectively recognizes and binds to the expression product of the biomarker in the sample, in which the amount of immunospecific binding indicates the level of the biomarker expression. This information is then compared to a pre-determined base line and analyzed to identify those patients suitable for therapy.

A variety of techniques are available in the art for protein analysis. They include but are not limited to radioimmunoassays, ELISA (enzyme linked immunoradiometric assays), "sandwich" immunoassays, immunoradiometric assays, in situ immunoassays (using e.g., colloidal gold, enzyme or radioisotope labels), western blot analysis, immunoprecipitation assays, immunofluorescent assays, and PAGE-SDS.

Antibodies that specifically recognize and bind to the protein products of the expression products of the biomarkers are required for immunoassays. These may be purchased from commercial vendors or generated and screened using methods well known in the art. See Harlow and Lane (1988) supra. and Sambrook et al. (1989) supra.

Treatment

Inhibition of activated FGFR3 has been shown to induce apoptosis (Trudel, et al., *Blood*, 105(7):2941-2948 (2005)) A patient may be beneficially treated by administration of an inhibitor of FGFR3, particularly a tyrosine kinase small molecule inhibitor (SMI) of FGFR3. Thus, treatment according to the invention may constitute administration of one or more small molecule FGFR3 inhibitors, such as those disclosed herein.

Alternatively, the small molecule inhibitors may be used in combination with other treatments. For instance, inhibitors that are not small molecules, e.g. biologicals, polynucleotides, gene therapy, etc. may be used for the ongoing treatment, in some cases, whereas the small molecule FGFR3 inhibitor may be used primarily as an initial aid in identifying candidates.

In another alternative, one inhibitor may be used prior to a gene expression level measurement step and another may be used subsequently.

The methods of the invention are useful for treatment of cellular proliferative disease and particularly neoplastic disease.

One disease model in which the genetic profiling methods taught herein are especially useful is multiple myeloma. A subset of approximately 15-20% of multiple myeloma patients have a chromosomal translocation denoted the t(4; 14) translocation that is associated with the ectopic expression of the receptor tyrosine kinase fibroblast growth factor receptor 3 (FGFR3). The t(4; 14) abnormality is typically diagnosed via a cytogenetic test, such as a fluorescence in situ hybridization (FISH) analysis, performed on a bone marrow aspirate taken from the patient. The t(4; 14) multiple myeloma patient has a poor prognosis, but the methods taught herein offer new hope in that they may be employed to great advantage to identify such patients for treatment with an FGFR3 inhibitor, monitor response to treatment in such patients, as well as to aid in the development of new and/or optimized FGFR3 inhibitors.

Therapeutic agents utilized according to this invention, include, but are not limited to small molecules. They may be polynucleotides, peptides, antibodies, antigen presenting cells and include immune effector cells that specifically recognize and lyse cells expressing the gene of interest. One can determine if a subject or patient will be beneficially treated by the use of agents by screening one or more of the agents against tumor cells isolated from the subject or patient using methods known in the art.

Various delivery systems are known and can be used to administer a therapeutic agent in accordance with the methods of the invention, e.g., encapsulation in liposomes, microparticles, microcapsules, expression by recombinant cells, receptor-mediated endocytosis (See e.g., Wu and Wu (1987) *J. Biol. Chem.* 262:4429-4432), construction of a therapeutic nucleic acid as part of a retroviral or other vector, etc. Methods of delivery include but are not limited to intra-arterial, intra-muscular, intravenous, intranasal and oral routes. In a specific embodiment, it may be desirable to administer pharmaceutical compositions locally to the area in need of treatment; this may be achieved by, for example, and not by way of limitation, local infusion during surgery, by injection or by means of a catheter.

Administration in vivo can be effected in one dose, continuously or intermittently throughout the course of treatment. Methods of determining the most effective means and dosage of administration are well known to those of skill in the art and will vary with the composition used for therapy, the purpose of the therapy, the target cell being treated and the subject being treated. Single or multiple administrations can be carried out with the dose level and pattern being selected by the treating physician. Suitable dosage formulations and methods of administering the agents may be empirically adjusted.

Pharmaceutical compositions utilized according to the methods of the invention can be administered orally, intranasally, parenterally or by inhalation therapy, and may take the form of tablets, lozenges, granules, capsules, pills, ampoules, suppositories or aerosol form. They may also take the form of suspensions, solutions and emulsions of the active ingredient in aqueous or nonaqueous diluents, syrups, granulates or powders. In addition to the key active ingredients, the pharmaceutical compositions can also contain other pharmaceutically active compounds or a plurality of compositions of the invention.

More particularly, an agent administered according to the invention may be administered for therapy by any suitable route including oral, rectal, nasal, topical (including transder-

mal, aerosol, buccal and sublingual), vaginal, parental (including subcutaneous, intramuscular, intravenous and intradermal) and pulmonary. It will also be appreciated that the preferred route will vary with the condition and age of the recipient and the disease being treated.

Ideally, the agent should be administered to achieve peak concentrations of the active compound at sites of disease. This may be achieved, for example, by the intravenous injection of the agent, optionally in saline or orally administered, for example, as a tablet, capsule or syrup containing the active ingredient. Desirable blood levels of the agent may be maintained by a continuous infusion to provide a therapeutic amount of the active ingredient within disease tissue. The use of operative combinations is contemplated to provide therapeutic combinations requiring a lower total dosage of each component antiviral agent than may be required when each individual therapeutic compound or drug is used alone, thereby reducing adverse effects.

While it is possible for the agent to be administered alone, it is preferable to present it as a pharmaceutical formulation comprising at least one active ingredient, as defined above, together with one or more pharmaceutically acceptable carriers therefor and optionally other therapeutic agents. Each carrier must be "acceptable" in the sense of being compatible with the other ingredients of the formulation and not injurious to the patient.

Formulations include those suitable for oral, rectal, nasal, topical (including transdermal, buccal and sublingual), vaginal, parenteral (including subcutaneous, intramuscular, intravenous and intradermal) and pulmonary administration. The formulations may conveniently be presented in unit dosage form and may be prepared by any methods well known in the art of pharmacy. Such methods include the step of bringing into association the active ingredient with the carrier which constitutes one or more accessory ingredients. In general, the formulations are prepared by uniformly and intimately bringing into association the active ingredient with liquid carriers or finely divided solid carriers or both and then, if necessary, shaping the product.

Formulations suitable for oral administration may be presented as discrete units such as capsules, cachets or tablets, each containing a predetermined amount of the active ingredient; as a powder or granules; as a solution or suspension in an aqueous or non-aqueous liquid; or as an oil-in-water liquid emulsion or a water-in-oil liquid emulsion. The active ingredient may also be presented a bolus, electuary or paste.

A tablet may be made by compression or molding, optionally with one or more accessory ingredients. Compressed tablets may be prepared by compressing in a suitable machine the active ingredient in a free-flowing form such as a powder or granules, optionally mixed with a binder (e.g., povidone, gelatin, hydroxypropylmethyl cellulose), lubricant, inert diluent, preservative, disintegrant (e.g., sodium starch glycolate, cross-linked povidone, cross-linked sodium carboxymethyl cellulose) surface-active or dispersing agent. Molded tablets may be made by molding in a suitable machine a mixture of the powdered compound moistened with an inert liquid diluent. The tablets may optionally be coated or scored and may be formulated so as to provide slow or controlled release of the active ingredient therein using, for example, hydroxypropylmethyl cellulose in varying proportions to provide the desired release profile. Tablets may optionally be provided with an enteric coating, to provide release in parts of the gut other than the stomach.

Formulations suitable for topical administration in the mouth include lozenges comprising the active ingredient in a flavored basis, usually sucrose and acacia or tragacanth; pas-

tilles comprising the active ingredient in an inert basis such as gelatin and glycerin or sucrose and acacia; and mouthwashes comprising the active ingredient in a suitable liquid carrier.

Pharmaceutical compositions for topical administration according to the present invention may be formulated as an ointment, cream, suspension, lotion, powder, solution, past, gel, spray, aerosol or oil. Alternatively, a formulation may comprise a patch or a dressing such as a bandage or adhesive plaster impregnated with active ingredients and optionally one or more excipients or diluents.

If desired, the aqueous phase of the cream base may include, for example, at least about 30% w/w of a polyhydric alcohol, i.e., an alcohol having two or more hydroxyl groups such as propylene glycol, butane-1,3-diol, mannitol, sorbitol, glycerol and polyethylene glycol and mixtures thereof. The topical formulations may desirably include a compound which enhances absorption or penetration of the agent through the skin or other affected areas. Examples of such dermal penetration enhancers include dimethylsulfoxide and related analogues.

The oily phase of the emulsions of a composition used according to this invention may be constituted from known ingredients in a known manner. While this phase may comprise merely an emulsifier (otherwise known as an emulgent), it desirably comprises a mixture of at least one emulsifier with a fat or an oil or with both a fat and an oil. Preferably, a hydrophilic emulsifier is included together with a lipophilic emulsifier which acts as a stabilizer. It is also preferred to include both an oil and a fat. Together, the emulsifier(s) with or without stabilizer(s) make up the so-called emulsifying wax, and the wax together with the oil and/or fat make up the so-called emulsifying ointment base which forms the oily dispersed phase of the cream formulations.

Emulgents and emulsion stabilizers suitable for use in the formulation of the present invention include Tween 60, Span 80, cetostearyl alcohol, myristyl alcohol, glyceryl monostearate and sodium lauryl sulphate.

The choice of suitable oils or fats for the formulation is based on achieving the desired cosmetic properties, since the solubility of the active compound in most oils likely to be used in pharmaceutical emulsion formulations is very low. Thus the cream should preferably be a non-greasy, non-staining and washable product with suitable consistency to avoid leakage from tubes or other containers. Straight or branched chain, mono- or dibasic alkyl esters such as di-isoadipate, isocetyl stearate, propylene glycol diester of coconut fatty acids, isopropyl myristate, decyl oleate, isopropyl palmitate, butyl stearate, 2-ethylhexyl palmitate or a blend of branched chain esters known as Crodamol CAP may be used, the last three being preferred esters. These may be used alone or in combination depending on the properties required.

Alternatively, high melting point lipids such as white soft paraffin and/or liquid paraffin or other mineral oils can be used.

Formulations suitable for topical administration to the eye also include eye drops wherein the active ingredient is dissolved or suspended in a suitable carrier, especially an aqueous solvent for the agent.

Formulations for rectal administration may be presented as a suppository with a suitable base comprising, for example, cocoa butter or a salicylate.

Formulations suitable for vaginal administration may be presented as pessaries, tampons, creams, gels, pastes, foams or spray formulations containing in addition to the agent, such carriers as are known in the art to be appropriate.

Formulations suitable for nasal administration, wherein the carrier is a solid, include a coarse powder having a particle

size, for example, in the range of about 20 to about 500 microns which is administered in the manner in which snuff is taken, i.e., by rapid inhalation through the nasal passage from a container of the powder held close up to the nose. Suitable formulations wherein the carrier is a liquid for administration as, for example, nasal spray, nasal drops or by aerosol administration by nebulizer, include aqueous or oily solutions of the agent.

Formulations suitable for parenteral administration include aqueous and non-aqueous isotonic sterile injection solutions which may contain anti-oxidants, buffers, bacteriostats and solutes which render the formulation isotonic with the blood of the intended recipient; and aqueous and non-aqueous sterile suspensions which may include suspending agents, thickening agents and liposomes or other microparticulate systems which are designed to target the compound to blood components or one or more organs. The formulations may be presented in unit-dose or multi-dose sealed containers, for example, ampoules and vials, and may be stored in a freeze-dried (lyophilized) condition requiring only the addition of the sterile liquid carrier, for example water for injections, immediately prior to use. Extemporaneous injection solutions and suspensions may be prepared from sterile powders, granules and tablets of the kind previously described.

Preferred unit dosage formulations are those containing a daily dose or unit, daily subdose, as herein above-recited, or an appropriate fraction thereof, of an agent.

Experimental Example

Transcriptional activity was assessed by measuring levels of messenger RNA (mRNA) in cells derived from human multiple myeloma tumors using Affymetrix HG-U133-Plus-2 GeneChips.

Expression of mRNA in cells treated with the small molecule inhibitors SU-5402, PD-173074 (both Pfizer Inc.) and CHIR-258 (Chiron Corp.), with FGF ligand, or with FGFR3 silencing RNA (siRNA) was quantitatively compared to expression in untreated cells (or cells treated with a scrambled siRNA control in the latter case). Specific differences and similarities to the other FGFR3 inhibitors were compared with CHIR-258.

The following multiple myeloma cell lines were used:

KMS11: Ras WT, FGFR3Y373C mutant; sensitive to CHIR-258 treatment

KMS18: Ras WT, FGFR3G384D mutant; sensitive to CHIR-258 treatment

H929: N13 Ras mutant, FGFR3 wild-type (WT); resistant to CHIR-258 treatment

U266: Ras WT, FGFR3 negative; resistant to CHIR-258 treatment

UTMC2: Ras WT, FGFR3WT; resistant to CHIR-258 treatment

Bioinformatics analysis was performed on the raw data to provide the results.

Changes in gene expression level in response to the various FGFR3 inhibitors tested and deemed to be of statistical significance were utilized to generate Table I disclosed herein, and its various subsets. Within the parameters of this experiment, the biomarkers of Table I generally correlate with alterations in expression level of one-and-a-half-fold or greater, whereas the biomarkers of Table II generally correlate with alterations in expression level of two-fold or greater, and the biomarkers of Table III generally correlate with alterations in expression level of four-fold or greater. Table IV was generated with data showing alterations in gene expression in response to FGFR3 inhibition in the relevant cell lines of the

experiment by the preferred compound, CHIR-258. Table V was generated with data showing alterations in gene expression in response to FGFR3 inhibition in the relevant cell lines of the experiment by the preferred compound, CHIR-258, but not to any significant extent by the other small molecule inhibitors tested.

What is claimed is:

1. A method of identifying a patient for treatment of a cell proliferative disorder with an inhibitor of FGFR3, the method comprising:

testing a sample obtained from the patient after administration of the inhibitor to measure gene expression of at least one biomarker which is CCL3,

wherein detection of an alteration in level of expression compared to a baseline gene expression measurement of the at least one biomarker is indicative of the candidacy of the patient for the treatment, and

wherein the baseline gene expression measurement is the gene expression measured in the patient prior to administration of the inhibitor.

2. A method of identifying a patient for treatment of a cell proliferative disorder with an inhibitor of FGFR3, the method comprising:

testing a sample obtained from a patient to measure gene expression of at least one biomarker which is CCL3,

wherein detection of the presence of gene expression of the at least one biomarker is indicative of the candidacy of the patient for the treatment.

3. A method of monitoring response of a patient in need thereof to treatment for a cell proliferative disorder, the method comprising:

administering an amount of an inhibitor of FGFR3 to the patient,

testing a sample obtained from the patient after the administration of the inhibitor to measure gene expression of at least one biomarker which is CCL3,

wherein detection of an alteration in level of expression of the at least one biomarker as compared to a baseline gene expression measurement is indicative of a response of the patient to the treatment, and

wherein the baseline gene expression measurement is the gene expression measured in the patient prior to administration of the inhibitor.

4. A method of monitoring response of a patient to treatment by an inhibitor of FGFR3 for a cell proliferative disorder, the method comprising:

testing a sample obtained from the patient after administration of the inhibitor of FGFR3 to measure gene expression of at least one biomarker which is CCL3,

wherein detection of an alteration in level of expression of the at least one biomarker compared to a baseline gene expression measurement is indicative of a response of the patient to the treatment, and

wherein the baseline gene expression measurement is the gene expression measured in the patient prior to administration of the inhibitor.

5. A method of utilizing a biomarker in treatment of a cell proliferative disorder in a patient, the method comprising

testing a sample obtained from the patient after administration of an inhibitor of FGFR3 to measure gene expression of at least one biomarker which is CCL3,

wherein the patient is subsequently administered the same or a different inhibitor of FGFR3 provided alteration of the level of expression of the at least one biomarker is detected upon administration of the initial inhibitor.

6. A method of adjusting a dosage amount of an inhibitor of FGFR3 for treatment of a cell proliferative disorder in a patient, the method comprising:

monitoring gene expression of at least one biomarker which is CCL3 after the administration of an initial amount of the inhibitor, and

adjusting the amount for subsequent administration of the inhibitor to the patient based upon the level of alteration of the expression of the biomarker or biomarkers that has occurred upon administration of the initial amount.

7. A method of utilizing a biomarker to identify an FGFR3 inhibitory compound for potential treatment of multiple myeloma or to guide a decision to progress an FGFR3 inhibitory compound to further development for treatment of multiple myeloma, the method comprising:

contacting the compound with a KMS18 or KMS11 cell culture, and

testing a portion of the cell culture to measure gene expression of at least one biomarker which is CCL3,

wherein detection of an alteration in expression of the at least one biomarker compared to baseline gene expression measurement is indicative of an identification of the compound for treatment or a favorable decision to progress the compound for further development, and wherein the baseline gene expression measurement is gene expression measured in cell culture prior to the contacting.

8. A method of selecting an appropriate inhibitor of FGFR3 to administer to a patient in need of treatment with said inhibitor, the method comprising:

testing a sample obtained from the patient after administration of an initial inhibitor of FGFR3 to measure gene expression of at least one biomarker which is CCL3,

wherein the patient is subsequently administered the initial inhibitor of FGFR3 provided alteration of the level of expression of the at least one biomarker is detected upon administration of the initial inhibitor.

9. A method of utilizing CCL3 to identify an FGFR3 inhibitory compound for potential treatment of a cell proliferative disorder, the method comprising:

contacting the compound with a cell line or tissue associated with the disorder, and

testing a portion of the cell culture or tissue after the contacting to measure gene expression of at least one biomarker which is CCL3 that has been altered compared to a baseline gene expression measurement,

wherein detection of an alteration in expression of the at least one biomarker is indicative of an identification of the compound for treatment, and

wherein the baseline gene expression measurement is the gene expression measured from the cell or tissue prior to the contacting.

10. The method of claim 1, wherein the measurement of gene expression is made by detecting the quantity of RNA transcribed by the biomarker.

11. The method of claim 1, wherein the measurement of gene expression is made by detecting the quantity of DNA produced from reverse transcription of an RNA transcribed by the biomarker.

12. The method of claim 1, wherein the measurement of gene expression is made by detecting a polypeptide or protein encoded by the biomarker.

13. The method of claim 1, wherein the at least one biomarker is operably linked to a gene chip.

14. The method of claim 1, wherein the at least one biomarker is represented in computer readable format.

15. The method of claim 1, wherein the testing comprises contacting the sample with a gene chip comprising CCL3.

16. The method of claim 1, wherein the detecting step comprises comparing the gene expression level of the biomarker with a gene database.

17. The method of claim 1, wherein the treatment comprises administration of a therapeutically effective amount of the same or a different inhibitor of FGFR3 to the patient.

18. The method of claim 1, wherein the treatment is for a neoplastic disease.

19. The method of claim 1, wherein the treatment is for multiple myeloma.

20. The method of claim 1, wherein the treatment is for t(4;14) multiple myeloma.

21. The method of claim 1, wherein the inhibitor is selected from the group consisting of CHIR-258, SU-5402, and PD-173074.

22. The method of claim 1, wherein the inhibitor is CHIR-258.

23. The method of claim 1, wherein the at least one biomarker further comprises a biomarker selected from the group consisting of LOC150271, CD48, DUSP4, and ITGB7.

24. The method of claim 1, further comprising establishing a baseline gene expression measurement level for the patient prior to administering the FGFR3 inhibitor.

25. The method of claim 1, wherein the biomarker is not any or all of CCL3, DUSP6, ANXA9, CR2, AL531683, ZNF589, AW274468, FRMD3, LTB, and WDR42A.

26. The method of claim 3, wherein the administration is repeated before the step of testing a sample obtained from the patient.

27. The method of claim 3, wherein the inhibitor of FGFR3 is administered in a therapeutically effective amount.

28. The method of claim 5, wherein the initial inhibitor and the subsequently administered inhibitor are each selected from the group consisting of CHIR-258, SU-5402, and PD-173074.

29. The method of claim 5, wherein the initial inhibitor is CHIR-258.

30. The method of claim 5, wherein the subsequently administered inhibitor is CHIR-258.

31. The method of claim 6, wherein the monitoring comprises contacting the sample with a gene chip comprising CCL3 and comparing the gene expression level of CCL3 with a gene database.

32. The method of any one of claims 1-5 or 6-9, wherein the at least one biomarker further comprises one or more biomarkers selected Table I.

TABLE I

ENTREZ GENE ID	GENE SYMBOL	GENE DESCRIPTION
200734	SPRED2	sprouty-related, EVH1 domain containing 2
117854	TRIM6	tripartite motif-containing 6
1846	DUSP4	dual specificity phosphatase 4
894	CCND2	cyclin D2
6241	RRM2	ribonucleotide reductase M2 polypeptide
4821	NKX2-2	NK2 transcription factor related, locus 2 (<i>Drosophila</i>)

TABLE I-continued

ENTREZ GENE ID	GENE SYMBOL	GENE DESCRIPTION
3037	HAS2	hyaluronan synthase 2
990	CDC6	CDC6 cell division cycle 6 homolog (<i>S. cerevisiae</i>)
57405	SPBC25	spindle pole body component 25 homolog (<i>S. cerevisiae</i>)
934	CD24	CD24 antigen (small cell lung carcinoma cluster 4 antigen)
55165	C10orf3	chromosome 10 open reading frame 3
55388	MCM10	MCM10 minichromosome maintenance deficient 10 (<i>S. cerevisiae</i>)
79019	C22orf18	chromosome 22 open reading frame 18
9768	KIAA0101	KIAA0101
51659	Pfs2	DNA replication complex GINS protein PSF2
4605	MYBL2	v-myb myeloblastosis viral oncogene homolog (avian)-like 2
161742	SPRED1	sprouty-related, EVH1 domain containing 1
4175	MCM6	MCM6 minichromosome maintenance deficient 6 (MIS5 homolog, <i>S. pombe</i>) (<i>S. cerevisiae</i>)
11130	ZWINT	ZW10 interactor
26298	EHF	ets homologous factor
7117	TMSL3	thymosin-like 3
890	CCNA2	cyclin A2
79075	DCC1	defective in sister chromatid cohesion homolog 1 (<i>S. cerevisiae</i>)
83879	CDCA7	cell division cycle associated 7
22873	DZIP1	DAZ interacting protein 1
51514	DTL	denticleless homolog (<i>Drosophila</i>)
55789	DEPDC1B	DEP domain containing 1B
55355	DKFZp762E1312	hypothetical protein DKFZp762E1312
10052	GJA7	gap junction protein, alpha 7, 45kDa (connexin 45)
146909	LOC146909	hypothetical protein LOC146909
113130	CDCA5	cell division cycle associated 5
1017	CDK2	cyclin-dependent kinase 2
4176	MCM7	MCM7 minichromosome maintenance deficient 7 (<i>S. cerevisiae</i>)
81610	C20orf129	chromosome 20 open reading frame 129
9833	MELK	maternal embryonic leucine zipper kinase
29128	UHRF1	ubiquitin-like, containing PHD and RING finger domains, 1
4171	MCM2	MCM2 minichromosome maintenance deficient 2, mitotin (<i>S. cerevisiae</i>)
79801	SHCBP1	SHC SH2-domain binding protein 1
28231	SLCO4A1	solute carrier organic anion transporter family, member 4A1
113115	FAM54A	family with sequence similarity 54, member A
22974	TPX2	TPX2, microtubule-associated protein homolog (<i>Xenopus laevis</i>)
9232	PTTG1	pituitary tumor-transforming 1
137392	LOC137392	similar to CG6405 gene product
195828	ZNF367	zinc finger protein 367
4288	MKI67	antigen identified by monoclonal antibody Ki-67
701	BUB1B	BUB1 budding uninhibited by benzimidazoles 1 homolog beta (yeast)
9928	KIF14	kinesin family member 14
3832	KIF11	kinesin family member 11
11065	UBE2C	ubiquitin-conjugating enzyme E2C
9837	PSF1	DNA replication complex GINS protein PSF1
387103	C6orf173	chromosome 6 open reading frame 173
1870	E2F2	E2F transcription factor 2
79733	E2F8	E2F transcription factor 8
991	CDC20	CDC20 cell division cycle 20 homolog (<i>S. cerevisiae</i>)
3014	H2AFX	H2A histone family, member X
10112	KIF20A	kinesin family member 20A
993	CDC25A	cell division cycle 25A
24137	KIF4A	kinesin family member 4A
80144	FRAS1	Fraser syndrome 1
55010	FLJ20641	hypothetical protein FLJ20641
9319	TRIP13	thyroid hormone receptor interactor 13
9355	LHX2	LIM homeobox 2
7153	TOP2A	topoisomerase (DNA) II alpha 170kDa
4174	MCM5	MCM5 minichromosome maintenance deficient 5, cell division cycle 46 (<i>S. cerevisiae</i>)
55215	FLJ10719	hypothetical protein FLJ10719
11013	TMSL8	thymosin-like 8
5983	RFC3	replication factor C (activator 1) 3, 38kDa
1063	CENPF	centromere protein F, 350/400ka (mitosin)
3683	ITGAL	integrin, alpha L (antigen CD11A (p180), lymphocyte function-associated antigen 1; alpha polypeptide)
2237	FEN1	flap structure-specific endonuclease 1
27338	UBE2S	ubiquitin-conjugating enzyme E2S
4001	LMNB1	lamin B1
29089	UBE2T	ubiquitin-conjugating enzyme E2T (putative)
55839	BM039	uncharacterized bone marrow protein BM039
2115	ETV1	ets variant gene 1
440279	UNC13C	unc-13 homolog C (<i>C. elegans</i>)
962	CD48	CD48 antigen (B-cell membrane protein)
54910	SEMA4C	sema domain, immunoglobulin domain (Ig), transmembrane domain (TM) and short cytoplasmic domain, (semaphorin) 4C
1902	EDG2	endothelial differentiation, lysophosphatidic acid G-protein-coupled receptor, 2
64946	CENPH	centromere protein H
157570	ESCO2	establishment of cohesion 1 homolog 2 (<i>S. cerevisiae</i>)
389835	FAM72A	family with sequence similarity 72, member A

TABLE I-continued

ENTREZ GENE ID	GENE SYMBOL	GENE DESCRIPTION
144455	E2F7	E2F transcription factor 7
51512	GTSE1	G-2 and S-phase expressed 1
7298	TYMS	thymidylate synthetase
7374	UNG	uracil-DNA glycosylase
5578	PRKCA	protein kinase C, alpha
672	BRCA1	breast cancer 1, early onset
84952	CGNL1	cingulin-like 1
10252	SPRY1	sprouty homolog 1, antagonist of FGF signaling (<i>Drosophila</i>)
79682	MLF1IP	MLF1 interacting protein
8851	CDK5R1	cyclin-dependent kinase 5, regulatory subunit 1 (p35)
10635	RAD51AP1	RAD51 associated protein 1
22998	KIAA1102	KIAA1102 protein
148203	LOC148203	hypothetical protein LOC148203
7465	WEE1	WEE1 homolog (<i>S. pombe</i>)
83540	CDCA1	cell division cycle associated 1
3070	HELLS	helicase, lymphoid-specific
891	CCNB1	cyclin B1
6790	STK6	serine/threonine kinase 6
56992	KIF15	kinesin family member 15
7112	TMPO	thymopoietin
63901	FLJ22794	FLJ22794 protein
9493	KIF23	kinesin family member 23
9133	CCNB2	cyclin B2
4173	MCM4	MCM4 minichromosome maintenance deficient 4 (<i>S. cerevisiae</i>)
7083	TK1	thymidine kinase 1, soluble
983	CDC2	cell division cycle 2, G1 to S and G2 to M
11339	OIP5	Opa interacting protein 5
51203	NUSAP1	nucleolar and spindle associated protein 1
5111	PCNA	proliferating cell nuclear antigen
11004	KIF2C	kinesin family member 2C
54443	ANLN	anillin, actin binding protein (scraps homolog, <i>Drosophila</i>)
83461	CDCA3	cell division cycle associated 3
4085	MAD2L1	MAD2 mitotic arrest deficient-like 1 (yeast)
9201	DCAMKL1	doublecortin and CaM kinase-like 1
1111	CHEK1	CHK1 checkpoint homolog (<i>S. pombe</i>)
9055	PRC1	protein regulator of cytokinesis 1
7804	LRP8	low density lipoprotein receptor-related protein 8, apolipoprotein e receptor
4915	NTRK2	neurotrophic tyrosine kinase, receptor, type 2
28951	TRIB2	tribbles homolog 2 (<i>Drosophila</i>)
4281	MID1	midline 1 (Opitz/BBB syndrome)
3148	HMGB2	high-mobility group box 2
3161	HMMR	hyaluronan-mediated motility receptor (RHAMM)
10276	NET1	neuroepithelial cell transforming gene 1
29028	ATAD2	ATPase family, AAA domain containing 2
1062	CENPE	centromere protein E, 312kDa
1491	CTH	cystathionase (cystathionine gamma-lyase)
10615	SPAG5	sperm associated antigen 5
64581	CLEC7A	C-type lectin domain family 7, member A
10592	SMC2L1	SMC2 structural maintenance of chromosomes 2-like 1 (yeast)
332	BIRC5	baculoviral IAP repeat-containing 5 (survivin)
4172	MCM3	MCM3 minichromosome maintenance deficient 3 (<i>S. cerevisiae</i>)
64105	FKSG14	leucine zipper protein FKSG14
64151	HCAP-G	chromosome condensation protein G
1163	CKS1B	CDC28 protein kinase regulatory subunit 1B
122769	PPIL5	peptidylprolyl isomerase (cyclophilin)-like 5
3398	ID2	inhibitor of DNA binding 2, dominant negative helix-loop-helix protein
22822	PHLDA1	pleckstrin homology-like domain, family A, member 1
1718	DHCR24	24-dehydrocholesterol reductase
145482	ZADH1	zinc binding alcohol dehydrogenase, domain containing 1
1847	DUSP5	dual specificity phosphatase 5
26271	FBXO5	F-box protein 5
9212	AURKB	aurora kinase B
29968	PSAT1	phosphoserine aminotransferase 1
26147	PHF19	PHD finger protein 19
55635	DEPDC1	DEP domain containing 1
10403	KNTC2	kinetochore associated 2
64081	MAWBP	MAWD binding protein
84858	ZNF503	zinc finger protein 503
55723	ASF1B	ASF1 anti-silencing function 1 homolog B (<i>S. cerevisiae</i>)
7272	TTK	TTK protein kinase
9535	GMFG	glia maturation factor, gamma
1058	CENPA	centromere protein A, 17kDa
84515	MCM8	MCM8 minichromosome maintenance deficient 8 (<i>S. cerevisiae</i>)
54069	C21orf45	chromosome 21 open reading frame 45
5984	RFC4	replication factor C (activator 1) 4, 37kDa
389831	LOC389831	hypothetical gene supported by AL713796
157313	CDCA2	cell division cycle associated 2
29127	RACGAP1	Rac GTPase activating protein 1

TABLE I-continued

ENTREZ GENE ID	GENE SYMBOL	GENE DESCRIPTION
55872	PBK	PDZ binding kinase
4678	NASP	nuclear autoantigenic sperm protein (histone-binding)
7171	TPM4	tropomyosin 4
7443	VRK1	vaccinia related kinase 1
699	BUB1	BUB1 budding uninhibited by benzimidazoles 1 homolog (yeast)
3925	STMN1	stathmin 1/oncoprotein 18
865	CBFB	core-binding factor, beta subunit
399664	RKHD1	ring finger and KH domain containing 1
11168	PSIP1	PC4 and SFRS1 interacting protein 1
84057	GAJ	GAJ protein
57082	CASC5	cancer susceptibility candidate 5
23286	KIBRA	KIBRA protein
285513	LOC285513	hypothetical protein LOC285513
259266	ASPM	asp (abnormal spindle)-like, microcephaly associated (<i>Drosophila</i>)
150468	FLJ40629	hypothetical protein FLJ40629
6659	SOX4	SRY (sex determining region Y)-box 4
51053	GMNN	geminin, DNA replication inhibitor
3159	HMGAI	high mobility group AT-hook 1
81620	CDT1	DNA replication factor
11332	BACH	brain acyl-CoA hydrolase
4751	NEK2	NIMA (never in mitosis gene a)-related kinase 2
1033	CDKN3	cyclin-dependent kinase inhibitor 3 (CDK2-associated dual specificity phosphatase)
8864	PER2	period homolog 2 (<i>Drosophila</i>)
3418	IDH2	isocitrate dehydrogenase 2 (NADP+), mitochondrial
63979	FIGNL1	figetin-like 1
55646	LYAR	hypothetical protein FLJ20425
91614	LOC91614	novel 58.3 KDA protein
8630	HSD17B6	hydroxysteroid (17-beta) dehydrogenase 6
1038	CDR1	cerebellar degeneration-related protein 1, 34kDa
6941	TCF19	transcription factor 19 (SC1)
256435S	T6GALNAC3	ST6 (alpha-N-acetyl-neuraminyl-2,3-beta-galactosyl-1,3)-N-acetylgalactosaminide alpha-2,6-sialyltransferase 3
54892	LUZP5	leucine zipper protein 5
4603	MYBL1	v-myb myeloblastosis viral oncogene homolog (avian)-like 1
1719	DHFR	dihydrofolate reductase
170954	KIAA1949	KIAA1949
7903	ST8SLA4	ST8 alpha-N-acetyl-neuraminide alpha-2,8-sialyltransferase 4
9787	DLG7	discs, large homolog 7 (<i>Drosophila</i>)
56935	FN5	FN5 protein
3015	H2AFZ	H2A histone family, member Z
10189	THOC4	THO complex 4
494143	LOC494143	similar to RIKEN cDNA 2510006C20 gene
6240	RRM1	ribonucleotide reductase M1 polypeptide
1894	ECT2	epithelial cell transforming sequence 2 oncogene
7913	DEK	DEK oncogene (DNA binding)
2146	EZH2	enhancer of zeste homolog 2 (<i>Drosophila</i>)
55055	FLJ10036	Zwilch
11073	TOPBP1	topoisomerase (DNA) II binding protein 1
55502	HES6	hairy and enhancer of split 6 (<i>Drosophila</i>)
55247	NEIL3	nei endonuclease VIII-like 3 (<i>E. coli</i>)
54885	FLJ20298	FLJ20298 protein
83641	C10orf45	chromosome 10 open reading frame 45
64919	BCL11B	B-cell CLL/lymphoma 11B (zinc finger protein)
26095	PTPN20	protein tyrosine phosphatase, non-receptor type 20
23590	TPRT	trans-prenyltransferase
387882	LOC387882	hypothetical protein
51232	CRIM1	cysteine-rich motor neuron 1
801	CALM1	calmodulin 1 (phosphorylase kinase, delta)
55964	SEPT3	septin 3
493861	EID3	E1A-like inhibitor of differentiation 3
29980	DONSON	downstream neighbor of SON
147138	EVER2	epidermodysplasia verruciformis 2
80150	ASRGL1	asparaginase like 1
5985	RFC5	replication factor C (activator 1) 5, 36.5kDa
51155	HN1	hematological and neurological expressed 1
7004	TEAD4	TEA domain family member 4
4325	MMP16	matrix metalloproteinase 16 (membrane-inserted)
203068	TUBB	tubulin, beta polypeptide
4602	MYB	v-myb myeloblastosis viral oncogene homolog (avian)
55706	TMEM48	transmembrane protein 48
348235	FAM33A	family with sequence similarity 33, member A
8871	SYNJ2	synaptojanin 2
81563	C1orf21	chromosome 1 open reading frame 21
51192	CKLF	chemokine-like factor
2326	FMO1	flavin containing monooxygenase 1
91057	NY-REN-41	NY-REN-41 antigen
10376	K-ALPHA-1	tubulin, alpha, ubiquitous
23234	DNAJC9	DnaJ (Hsp40) homolog, subfamily C, member 9

TABLE I-continued

ENTREZ GENE ID	GENE SYMBOL	GENE DESCRIPTION
5982	RFC2	replication factor C (activator 1) 2, 40kDa
51063	FAM26B	family with sequence similarity 26, member B
9953	HS3ST3B1	heparan sulfate (glucosamine) 3-O-sulfotransferase 3B1
79723	SUV39H2	suppressor of variegation 3-9 homolog 2 (<i>Drosophila</i>)
79596	C13orf7	chromosome 13 open reading frame 7
23165	NUP205	nucleoporin 205kDa
9530	BAG4	BCL2-associated athanogene 4
3146	HMGB1	high-mobility group box 1
445815	PALM2-AKAP2	PALM2-AKAP2 protein
5557	PRIM1	primase, polypeptide 1, 49kDa
2983	GUCY1B3	guanylate cyclase 1, soluble, beta 3
51776	ZAK	sterile alpha motif and leucine zipper containing kinase AZK
10926	ASK	activator of S phase kinase
8833	GMPS	guanine monophosphate synthetase
84930	MASTL	microtubule associated serine/threonine kinase-like
90417	C15orf23	chromosome 15 open reading frame 23
8530	CST7	cystatin F (leukocystatin)
9532	BAG2	BCL2-associated athanogene 2
23310	hCAP-D3	KIAA0056 protein
283991	MGC29814	hypothetical protein MGC29814
91607	FLJ34922	hypothetical protein FLJ34922
7398	USP1	ubiquitin specific protease 1
2669	GEM	GTP binding protein overexpressed in skeletal muscle
151246	SGOL2	shugoshin-like 2 (<i>S. pombe</i>)
23421	ITGB3BP	integrin beta 3 binding protein (beta3-endonexin)
84969	C20orf100	chromosome 20 open reading frame 100
201725	LOC201725	hypothetical protein LOC201725
5361	PLXNA1	plexin A1
3708	ITPR1	inositol 1,4,5-triphosphate receptor, type 1
55740	ENAH	enabled homolog (<i>Drosophila</i>)
126731	C1orf96	chromosome 1 open reading frame 96
57037	ANKMY2	ankyrin repeat and MYND domain containing 2
23331	KIAA1043	KIAA1043 protein
3930	LBR	lamin B receptor
3838	KPNA2	karyopherin alpha 2 (RAG cohort 1, importin alpha 1)
1230	CCR1	chemokine (C-C motif) receptor 1
2200	FBN1	fibrillin 1 (Marfan syndrome)
6867	TACC1	transforming, acidic coiled-coil containing protein 1
27115	PDE7B	phosphodiesterase 7B
11151	CORO1A	coronin, actin binding protein, 1A
6385	SDC4	syndecan 4 (amphiglycan, ryudocan)
3182	HNRPAB	heterogeneous nuclear ribonucleoprotein A/B
5757	PTMA	prothymosin, alpha (gene sequence 28)
83990	BRIP1	BRCA1 interacting protein C-terminal helicase 1
9830	TRIM14	tripartite motif-containing 14
57761	TRIB3	tribbles homolog 3 (<i>Drosophila</i>)
2026	ENO2	enolase 2 (gamma, neuronal)
8727	CTNNA1	catenin (cadherin-associated protein), alpha-like 1
5880	RAC2	ras-related C3 botulinum toxin substrate 2 (rho family, small GTP binding protein Rac2)
864	RUNX3	runt-related transcription factor 3
10950	BTG3	BTG family, member 3
81539	SLC38A1	solute carrier family 38, member 1
26051	PPP1R16B	protein phosphatase 1, regulatory (inhibitor) subunit 16B
5793	PTPRG	protein tyrosine phosphatase, receptor type, G
2767	GNA11	guanine nucleotide binding protein (G protein), alpha 11 (Gq class)
55013	FLJ20647	hypothetical protein FLJ20647
4885	NPTX2	neuronal pentraxin II
79710	MORC4	MORC family CW-type zinc finger 4
490	ATP2B1	ATPase, Ca ⁺⁺ transporting, plasma membrane 1
2956	MSH6	mutS homolog 6 (<i>E. coli</i>)
6611	SMS	spermine synthase
6627	SNRPA1	small nuclear ribonucleoprotein polypeptide A'
1434	CSE1L	CSE1 chromosome segregation 1-like (yeast)
7371	UCK2	uridine-cytidine kinase 2
7277	TUBA1	tubulin, alpha 1 (testis specific)
1786	DNMT1	DNA (cytosine-5-)-methyltransferase 1
54801	FAM29A	family with sequence similarity 29, member A
54908	FLJ20364	hypothetical protein FLJ20364
119467	MGC32871	hypothetical protein MGC32871
90390	THRAP6	thyroid hormone receptor associated protein 6
60468	BACH2	BTB and CNC homology 1, basic leucine zipper transcription factor 2
6510	SLC1A5	solute carrier family 1 (neutral amino acid transporter), member 5
6628	SNRPB	small nuclear ribonucleoprotein polypeptides B and B1
205	AK3L1	adenylate kinase 3-like 1
116832	RPL39L	ribosomal protein L39-like
79902	PCNT1	pericentrin 1
54962	FLJ20516	timeless-interacting protein
23279	NUP160	nucleoporin 160kDa

TABLE I-continued

ENTREZ GENE ID	GENE SYMBOL	GENE DESCRIPTION
23046	KIF21B	kinesin family member 21B
2288	FKBP4	FK506 binding protein 4, 59kDa
5698	PSMB9	proteasome (prosome, macropain) subunit, beta type, 9 (large multifunctional protease 2)
10160	FARP1	FERM, RhoGEF (ARHGEF) and pleckstrin domain protein 1 (chondrocyte-derived)
8502	PKP4	plakophilin 4
10675	CSPG5	chondroitin sulfate proteoglycan 5 (neuroglycan C)
29899	GPSM2	G-protein signalling modulator 2 (AGS3-like, <i>C. elegans</i>)
10602	CDC42EP3	CDC42 effector protein (Rho GTPase binding) 3
8243	SMC1L1	SMC1 structural maintenance of chromosomes 1-like 1 (yeast)
6347	CCL2	chemokine (C-C motif) ligand 2
5932	RBBP8	retinoblastoma binding protein 8
6877	TAF5	TAF5 RNA polymerase II, TATA box binding protein (TBP)-associated factor, 100kDa
10801	SEPT9	septin 9
55536	CDCA7L	cell division cycle associated 7-like
11340	EXOSC8	exosome component 8
5873	RAB27A	RAB27A, member RAS oncogene family
53354	PANK1	pantothenate kinase 1
2534	FYN	FYN oncogene related to SRC, FGR, YES
55166	C6orf139	chromosome 6 open reading frame 139
27346	MAC30	hypothetical protein MAC30
79037	MGC2463	hypothetical protein MGC2463
116496	C1orf24	chromosome 1 open reading frame 24
84314	MGC10744	hypothetical protein MGC10744
23531	MMD	monocyte to macrophage differentiation-associated
6558	SLC12A2	solute carrier family 12 (sodium/potassium/chloride transporters), member 2
64282	PAPD5	PAP associated domain containing 5
55636	CHD7	chromodomain helicase DNA binding protein 7
55026	FLJ20716	hypothetical protein FLJ20716
22929	SEPHS1	selenophosphate synthetase 1
10541	ANP32B	acidic (leucine-rich) nuclear phosphoprotein 32 family, member B
79621	FLJ11712	hypothetical protein FLJ11712
6432	SFRS7	splicing factor, arginine/serine-rich 7, 35kDa
5214	PFKP	phosphofructokinase, platelet
26031	OSBPL3	oxysterol binding protein-like 3
1102	RCBTB2	regulator of chromosome condensation (RCC1) and BTB (POZ) domain containing protein 2
6929	TCF3	transcription factor 3 (E2A immunoglobulin enhancer binding factors E12/E47)
6632	SNRPD1	small nuclear ribonucleoprotein D1 polypeptide 16kDa
2047	EPHB1	EPH receptor B1
5168	ENPP2	ectonucleotide pyrophosphatase/phosphodiesterase 2 (autotaxin)
55257	C20orf20	chromosome 20 open reading frame 20
81611	ANP32E	acidic (leucine-rich) nuclear phosphoprotein 32 family, member E
23246	BOP1	block of proliferation 1
23526	HA-1	minor histocompatibility antigen HA-1
84250	ANKRD32	ankyrin repeat domain 32
6999	TDO2	tryptophan 2,3-dioxygenase
8317	CDC7	CDC7 cell division cycle 7 (<i>S. cerevisiae</i>)
55752	SEPT11	septin 11
39	ACAT2	acetyl-Coenzyme A acetyltransferase 2 (acetoacetyl Coenzyme A thiolase)
54830	FLJ20130	hypothetical protein FLJ20130
83732	RIOK1	RIO kinase 1 (yeast)
10808	HSPH1	heat shock 105kDa/110kDa protein 1
489	ATP2A3	ATPase, Ca ⁺⁺ transporting, ubiquitous
3251	HPR11	hypoxanthine phosphoribosyltransferase 1 (Lesch-Nyhan syndrome)
10051	SMC4L1	SMC4 structural maintenance of chromosomes 4-like 1 (yeast)
55816	DOK5	docking protein 5
3676	ITGA4	integrin, alpha 4 (antigen CD49D, alpha 4 subunit of VLA-4 receptor)
8819	SAP30	sin3-associated polypeptide, 30kDa
4436	MSH2	mutS homolog 2, colon cancer, nonpolyposis type 1 (<i>E. coli</i>)
10212	DDX39	DEAD (Asp-Glu-Ala-Asp) box polypeptide 39
5889	RAD51C	RAD51 homolog C (<i>S. cerevisiae</i>)
134111	FLJ25076	similar to CG4502-PA
51377	UCHL5	ubiquitin carboxyl-terminal hydrolase L5
6657	SOX2	SRY (sex determining region Y)-box 2
241	ALOX5AP	arachidonate 5-lipoxygenase-activating protein
79888	FLJ12443	hypothetical protein FLJ12443
1368	CPM	carboxypeptidase M
397	ARHGDIB	Rho GDP dissociation inhibitor (GDI) beta
3336	HSPH1	heat shock 10kDa protein 1 (chaperonin 10)
2104	ESRRG	estrogen-related receptor gamma
2171	FABP5	fatty acid binding protein 5 (psoriasis-associated)
6574	SLC20A1	solute carrier family 20 (phosphate transporter), member 1
2743	GLRB	glycine receptor, beta
1019	CDK4	cyclin-dependent kinase 4
9295	SFRS11	splicing factor, arginine/serine-rich 11
56952	PRTFDC1	phosphoribosyl transferase domain containing 1
6472	SHMT2	serine hydroxymethyltransferase 2 (mitochondrial)
23512	SUZ12	suppressor of zeste 12 homolog (<i>Drosophila</i>)

TABLE I-continued

ENTREZ GENE ID	GENE SYMBOL	GENE DESCRIPTION
586	BCAT1	branched chain aminotransferase 1, cytosolic
8836	GGH	gamma-glutamyl hydrolase (conjugase, folylpolyglutamyl hydrolase)
10383	TUBB2	tubulin, beta, 2
54101	RIPK4	receptor-interacting serine-threonine kinase 4
130271	PLEKHH2	pleckstrin homology domain containing, family H (with MyTH4 domain) member 2
129401	NUP35	nucleoporin 35kDa
10128	LRPPRC	leucine-rich PPR-motif containing
51703	ACSL5	acyl-CoA synthetase long-chain family member 5
9448	MAP4K4	mitogen-activated protein kinase kinase kinase kinase 4
79017	C7orf24	chromosome 7 open reading frame 24
262	AMD1	adenosylmethionine decarboxylase 1
960	CD44	CD44 antigen (homing function and Indian blood group system)
81930	KIF18A	kinesin family member 18A
64116	SLC39A8	solute carrier family 39 (zinc transporter), member 8
26586	CKAP2	cytoskeleton associated protein 2
51144	HSD17B12	hydroxysteroid (17-beta) dehydrogenase 12
51002	CGI-121	CGI-121 protein
9126	CSPG6	chondroitin sulfate proteoglycan 6 (bamacan)
79154	MGC4172	short-chain dehydrogenase/reductase
11096	ADAMTSS5	a disintegrin-like and metalloprotease (repolysin type) with thrombospondin type 1 motif, 5 (aggrecanase-2)
84803	MGC11324	hypothetical protein MGC11324
4082	MARCKS	myristoylated alanine-rich protein kinase C substrate
4086	SMAD1	SMAD, mothers against DPP homolog 1 (<i>Drosophila</i>)
9446	GSTO1	glutathione S-transferase omega 1
23636	NUP62	nucleoporin 62kDa
81839	VANGL1	vang-like 1 (van gogh, <i>Drosophila</i>)
3149	HMGB3	high-mobility group box 3
79023	NUP37	nucleoporin 37kDa
10606	PAICS	phosphoribosylaminoimidazole carboxylase, phosphoribosylaminoimidazole succinocarboxamide synthetase
10492	SYNCRIP	synaptotagmin binding, cytoplasmic RNA interacting protein
3320	HSPCA	heat shock 90kDa protein 1, alpha
6119	RPA3	replication protein A3, 14kDa
55352	HSA272196	hypothetical protein, clone 2746033
9759	HDAC4	histone deacetylase 4
5725	PTBP1	polypyrimidine tract binding protein 1
2119	ETV5	ets variant gene 5 (ets-related molecule)
10019	LNK	lymphocyte adaptor protein
9734	HDAC9	histone deacetylase 9
5885	RAD21	RAD21 homolog (<i>S. pombe</i>)
79930	DOK3	docking protein 3
22837	COBL1	COBL-like 1
339448	LOC339448	hypothetical protein LOC339448
11051	NUDT21	nudix (nucleoside diphosphate linked moiety X)-type motif 21
9735	KNTC1	kinetochore associated 1
4148	MATN3	matrilin 3
4200	ME2	malic enzyme 2, NAD(+)-dependent, mitochondrial
26084	SGEF	Src homology 3 domain-containing guanine nucleotide exchange factor
27101	CACYBP	calcyclin binding protein
23012	STK38L	serine/threonine kinase 38 like
54566	EPB41L4B	erythrocyte membrane protein band 4.1 like 4B
6566	SLC16A1	solute carrier family 16 (monocarboxylic acid transporters), member 1
54947	FLJ20481	hypothetical protein FLJ20481
255488	IBRDC2	IBR domain containing 2
2289	FKBP5	FK506 binding protein 5
5036	PA2G4	proliferation-associated 2G4, 38kDa
4869	NPM1	nucleophosmin (nucleolar phosphoprotein B23, numatrin)
10384	BTN3A3	butyrophilin, subfamily 3, member A3
10785	WDR4	WD repeat domain 4
3099	HK2	hexokinase 2
56121	PCDHB15	protocadherin beta 15
10155	TRIM28	tripartite motif-containing 28
6340	SCNN1G	sodium channel, nonvoltage-gated 1, gamma
25804	LSM4	LSM4 homolog, U6 small nuclear RNA associated (<i>S. cerevisiae</i>)
3939	LDHA	lactate dehydrogenase A
57552	AADACL1	arylacetamide deacetylase-like 1
9184	BUB3	BUB3 budding uninhibited by benzimidazoles 3 homolog (yeast)
657	BMPRI1A	bone morphogenetic protein receptor, type IA
5631	PRPS1	phosphoribosyl pyrophosphate synthetase 1
204	AK2	adenylate kinase 2
55270	NUDT15	nudix (nucleoside diphosphate linked moiety X)-type motif 15
10265	IRX5	iroquois homeobox protein 5
4640	MYO1A	myosin IA
79180	EFHD2	EF hand domain family, member D2
4076	M11S1	membrane component, chromosome 11, surface marker 1
55276	PGM2	phosphoglucomutase 2

TABLE I-continued

ENTREZ GENE ID	GENE SYMBOL	GENE DESCRIPTION
83857	ARG99	ARG99 protein
116448	OLIG1	oligodendrocyte transcription factor 1
5696	PSMB8	proteasome (prosome, macropain) subunit, beta type, 8 (large multifunctional protease 7)
1407	CRY1	cryptochrome 1 (photolyase-like)
11177	BAZ1A	bromodomain adjacent to zinc finger domain, 1A
51015	ISOC1	isochorismatase domain containing 1
1789	DNMT3B	DNA (cytosine-5-)-methyltransferase 3 beta
22948	CTC5	chaperonin containing TCP1, subunit 5 (epsilon)
158563	LOC158563	hypothetical protein LOC158563
89891	WDR34	WD repeat domain 34
119	ADD2	adducin 2 (beta)
5358	PLS3	plastin 3 (T isoform)
7086	TKT	transketolase (Wernicke-Korsakoff syndrome)
51174	TUBD1	tubulin, delta 1
23255	KIAA0802	KIAA0802
54149	C21orf91	chromosome 21 open reading frame 91
2271	FH	fumarate hydratase
55076	TMEM45A	transmembrane protein 45A
10436	C2F	C2f protein
8553	BHLHB2	basic helix-loop-helix domain containing, class B, 2
10409	BASP1	brain abundant, membrane attached signal protein 1
22856	CHSY1	carbohydrate (chondroitin) synthase 1
84451	KIAA1804	mixed lineage kinase 4
3150	HMGN1	high-mobility group nucleosome binding domain 1
961	CD47	CD47 antigen (Rh-related antigen, integrin-associated signal transducer)
79038	ZFYVE21	zinc finger, FYVE domain containing 21
7291	TWIST1	twist homolog 1 (acrocephalosyndactyly 3; Saethre-Chotzen syndrome) (<i>Drosophila</i>)
9738	CP110	CP110 protein
10625	IVNS1ABP	influenza virus NS1A binding protein
9368	SLC9A3R1	solute carrier family 9 (sodium/hydrogen exchanger), isoform 3 regulator 1
3613	IMPA2	inositol(myo)-1(or 4)-monophosphatase 2
8514	KCNAB2	potassium voltage-gated channel, shaker-related subfamily, beta member 2
4957	ODF2	outer dense fiber of sperm tails 2
4673	NAP1L1	nucleosome assembly protein 1-like 1
26018	LRIG1	leucine-rich repeats and immunoglobulin-like domains 1
3033	HADHSC	L-3-hydroxyacyl-Coenzyme A dehydrogenase, short chain
139886	LOC139886	hypothetical protein LOC139886
10360	NPM3	nucleophosmin/nucleoplasmin, 3
200894	ARL2L1	ADP-ribosylation factor-like 2-like 1
8364	HIST1H4C	histone 1, H4c
378708	APITD1	apoptosis-inducing, TAF9-like domain 1
169270	ZNF596	zinc finger protein 596
6917	TCEA1	transcription elongation factor A (SII), 1
7091	TLE4	transducin-like enhancer of split 4 (E(sp1) homolog, <i>Drosophila</i>)
3725	JUN	v-jun sarcoma virus 17 oncogene homolog (avian)
1736	DKC1	dyskeratosis congenita 1, dyskerin
8566	PDXXK	pyridoxal (pyridoxine, vitamin B6) kinase
51176	LEF1	lymphoid enhancer-binding factor 1
87	ACTN1	actinin, alpha 1
10838	ZNF275	zinc finger protein 275
54517	FLJ20485	hypothetical protein FLJ20485
5150	PDE7A	phosphodiesterase 7A
384	ARG2	arginase, type II
27316	RBMX	RNA binding motif protein, X-linked
389206	CCDC4	coiled-coil domain containing 4
51312	SLC25A37	solute carrier family 25, member 37
9112	MTA1	metastasis associated 1
6711	SPTBN1	spectrin, beta, non-erythrocytic 1
10129	13CDNA73	hypothetical protein CG003
80014	BOMB	BH3-only member B protein
27131	SNX5	sorting nexin 5
23089	PEG10	paternally expressed 10
5270	SERPINE2	serine (or cysteine) proteinase inhibitor, clade E (nexin, plasminogen activator inhibitor type 1), member 2
6764	ST5	suppression of tumorigenicity 5
7791	ZYX	zyxin
22995	Cep152	KIAA0912 protein
4137	MAPT	microtubule-associated protein tau
5411	PNN	pinin, desmosome associated protein
3087	HHEX	hematopoietically expressed homeobox
23171	GPD1L	glycerol-3-phosphate dehydrogenase 1-like
56905	DKFZP434H132	DKFZP434H132 protein
3189	HNRPH3	heterogeneous nuclear ribonucleoprotein H3 (2H9)
9099	USP2	ubiquitin specific protease 2
10098	TSPAN5	tetraspanin 5
401505	C9orf105	chromosome 9 open reading frame 105

TABLE I-continued

ENTREZ GENE ID	GENE SYMBOL	GENE DESCRIPTION
51444	RNF138	ring finger protein 138
11118	BTN3A2	butyrophilin, subfamily 3, member A2
8089	YEATS4	YEATS domain containing 4
84108	PCGF6	polycomb group ring finger 6
7514	XPO1	exportin 1 (CRM1 homolog, yeast)
9818	NUPL1	nucleoporin like 1
10923	PC4	activated RNA polymerase II transcription cofactor 4
6526	SLC5A3	solute carrier family 5 (inositol transporters), member 3
26010	DNATP6	DNA polymerase-transactivated protein 6
5307	PITX1	paired-like homeodomain transcription factor 1
2643	GCH1	GTP cyclohydrolase 1 (dopa-responsive dystonia)
1503	CTPS	CTP synthase
5777	PTPN6	protein tyrosine phosphatase, non-receptor type 6
23122	CLASP2	cytoplasmic linker associated protein 2
5588	PRKCQ	protein kinase C, theta
64770	CCDC14	coiled-coil domain containing 14
6426	SFRS1	splicing factor, arginine/serine-rich 1 (splicing factor 2, alternate splicing factor)
81831	NETO2	neuropilin (NRP) and tolloid (TLL)-like 2
56888	KCMF1	potassium channel modulatory factor 1
9221	NOLC1	nucleolar and coiled-body phosphoprotein 1
79366	NSBP1	nucleosomal binding protein 1
51729	WBP11	WW domain binding protein 11
84444	DOT1L	DOT1-like, histone H3 methyltransferase (<i>S. cerevisiae</i>)
80218	MAK3	Mak3 homolog (<i>S. cerevisiae</i>)
84319	MGC4308	hypothetical protein MGC4308
112479	MGC16943	similar to RIKEN cDNA 4933424N09 gene
64396	GMCL1L	germ cell-less homolog 1 (<i>Drosophila</i>)-like
5905	RANGAP1	Ran GTPase activating protein 1
2177	FANCD2	Fanconi anemia, complementation group D2
55632	KIAA1333	KIAA1333
3695	ITGB7	integrin, beta 7
9793	CKAP5	cytoskeleton associated protein 5
5318	PKP2	plakophilin 2
6652	SORD	sorbitol dehydrogenase
80709	AKNA	AT-hook transcription factor
55120	FANCL	Fanconi anemia, complementation group L
92667	C20orf72	chromosome 20 open reading frame 72
3654	IRAK1	interleukin-1 receptor-associated kinase 1
55975	KLHL7	kelch-like 7 (<i>Drosophila</i>)
6397	SEC14L1	SEC14-like 1 (<i>S. cerevisiae</i>)
29117	BRD7	bromodomain containing 7
6732	SRPK1	SFRS protein kinase 1
401081	FLJ22763	hypothetical gene supported by AK026416
8520	HAT1	histone acetyltransferase 1
3119	HLA-DQB1	major histocompatibility complex, class II, DQ beta 1
7283	TUBG1	tubulin, gamma 1
4809	NHP2L1	NHP2 non-histone chromosome protein 2-like 1 (<i>S. cerevisiae</i>)
2778	GNAS	GNAS complex locus
5359	PLSCR1	phospholipid scramblase 1
196294	FLJ25059	hypothetical protein FLJ25059
3181	HNRPA2B1	heterogeneous nuclear ribonucleoprotein A2/B1
1794	DOCK2	dedicator of cytokinesis 2
55148	C14orf130	chromosome 14 open reading frame 130
25924	MYRIP	myosin VIIA and Rab interacting protein
7533	YWHAH	tyrosine 3-monooxygenase/tryptophan 5-monooxygenase activation protein, eta polypeptide
64968	MRPS6	mitochondrial ribosomal protein S6
4830	NME1	non-metastatic cells 1, protein (NM23A) expressed in
165055	FLJ32745	hypothetical protein FLJ32745
151827	LRRC34	leucine rich repeat containing 34
93081	LOC93081	hypothetical protein BC015148
196527	TMEM16F	transmembrane protein 16F
1827	DSCR1	Down syndrome critical region gene 1
203562	TMEM31	transmembrane protein 31
11335	CBX3	chromobox homolog 3 (HP1 gamma homolog, <i>Drosophila</i>)
3662	IRF4	interferon regulatory factor 4
8624	DSCR2	Down syndrome critical region gene 2
4092	SMAD7	SMAD, mothers against DPP homolog 7 (<i>Drosophila</i>)
6934	TCF7L2	transcription factor 7-like 2 (T-cell specific, HMG-box)
26112	DKFZP434C171	DKFZP434C171 protein
3329	HSPD1	heat shock 60kDa protein 1 (chaperonin)
5577	PRKAR2B	protein kinase, cAMP-dependent, regulatory, type II, beta
3202	HOXA5	homeo box AS
79442	LRRC2	leucine rich repeat containing 2
9631	NUP155	nucleoporin 155kDa
55366	LGR4	leucine-rich repeat-containing G protein-coupled receptor 4
23350	SR140	U2-associated SR140 protein
6434	SFRS10	splicing factor, arginine/serine-rich 10 (transformer 2 homolog, <i>Drosophila</i>)

TABLE I-continued

ENTREZ GENE ID	GENE SYMBOL	GENE DESCRIPTION
7975	MAFK	v-maf musculoaponeurotic fibrosarcoma oncogene homolog K (avian)
3187	HNRPH1	heterogeneous nuclear ribonucleoprotein H1 (H)
94239	H2AFV	H2A histone family, member V
54913	RPP25	ribonuclease P 25kDa subunit
9521	EEF1E1	eukaryotic translation elongation factor 1 epsilon 1
5471	PPAT	phosphoribosyl pyrophosphate amidotransferase
340252	ZNF680	zinc finger protein 680
1021	CDK6	cyclin-dependent kinase 6
10560	SLC19A2	solute carrier family 19 (thiamine transporter), member 2
4201	MEA1	male-enhanced antigen 1
440145	LOC440145	similar to RIKEN cDNA 2410129H14
3843	RANBP5	RAN binding protein 5
3298	HSE2	heat shock transcription factor 2
387914	TMEM46	transmembrane protein 46
27347	STK39	serine threonine kinase 39 (STE20/SPS1 homolog, yeast)
6256	RXRA	retinoid X receptor, alpha
6637	SNRPG	small nuclear ribonucleoprotein polypeptide G
22800	RRAS2	related RAS viral (r-ras) oncogene homolog 2
91694	FLJ23749	hypothetical protein FLJ23749
22823	MTF2	metal response element binding transcription factor 2
51184	MGC14560	protein x 0004
10856	RUVBL2	RuvB-like 2 (<i>E. coli</i>)
7188	TRAF5	TNF receptor-associated factor 5
5272	SERPINB9	serine (or cysteine) proteinase inhibitor, clade B (ovalbumin), member 9
11169	WDHD1	WD repeat and HMG-box DNA binding protein 1
5606	MAP2K3	mitogen-activated protein kinase kinase 3
4783	NFIL3	nuclear factor, interleukin 3 regulated
51691	LSM8	LSM8 homolog, U6 small nuclear RNA associated (<i>S. cerevisiae</i>)
1528	CYB5	cytochrome b-5
79899	FLJ14213	hypothetical protein FLJ14213
7334	UBE2N	ubiquitin-conjugating enzyme E2N (UBC13 homolog, yeast)
2730	GCLM	glutamate-cysteine ligase, modifier subunit
23157	SEPT6	septin 6
56155	TEX14	testis expressed sequence 14
23658	LSM5	LSM5 homolog, U6 small nuclear RNA associated (<i>S. cerevisiae</i>)
1400	CRMP1	collapsin response mediator protein 1
5684	PSMA3	proteasome (prosome, macropain) subunit, alpha type, 3
6713	SQLE	squalene epoxidase
84955	NUDCD1	NudC domain containing 1
64318	C10orf117	chromosome 10 open reading frame 117
10196	HRMT1L3	HMT1 hnRNP methyltransferase-like 3 (<i>S. cerevisiae</i>)
29841	GRHL1	grainyhead-like 1 (<i>Drosophila</i>)
10055	SAE1	SUMO-1 activating enzyme subunit 1
9214	FAIM3	Fas apoptotic inhibitory molecule 3
57406	ABHD6	abhydrolase domain containing 6
25914	RTTN	rotatin
23244	SCC-112	SCC-112 protein
3183	HNRPC	heterogeneous nuclear ribonucleoprotein C (C1/C2)
55117	SLC6A15	solute carrier family 6, member 15
6950	TCP1	t-complex 1
4660	PPP1R12B	protein phosphatase 1, regulatory (inhibitor) subunit 12B
134429	STAR4	START domain containing 4, sterol regulated
157503	LOC157503	hypothetical protein LOC157503
253832	ZDHHC20	zinc finger, DHHC-type containing 20
375061	MGC15887	hypothetical gene supported by BC009447
84986	ARHGAP19	Rho GTPase activating protein 19
8407	TAGLN2	transgelin 2
285704	RGMB	RGM domain family, member B
5050	PAFAH1B3	platelet-activating factor acetylhydrolase, isoform Ib, gamma subunit 29kDa
4208	MEF2C	MADS box transcription enhancer factor 2, polypeptide C (myocyte enhancer factor 2C)
55614	C20orf23	chromosome 20 open reading frame 23
388796	LOC388796	hypothetical LOC388796
85463	ZC3H12C	zinc finger CCCH-type containing 12C
51465	UBE2J1	ubiquitin-conjugating enzyme E2, J1 (UBC6 homolog, yeast)
9994	CASP8AP2	CASP8 associated protein 2
26135	PAI-RBP1	PAI-1 mRNA binding protein
5634	PRPS2	phosphoribosyl pyrophosphate synthetase 2
286319	TUSC1	tumor suppressor candidate 1
6470	SHMT1	serine hydroxymethyltransferase 1 (soluble)
9397	NMT2	N-myristoyltransferase 2
10762	NUP50	nucleoporin 50kDa
201161	PRR6	proline rich 6
5019	OXCT1	3-oxoacid CoA transferase 1
159	ADSS	adenylosuccinate synthase
23587	DERP6	S-phase 2 protein
10151	HNRPA3P1	heterogeneous nuclear ribonucleoprotein A3 pseudogene 1
8564	KMO	kynurenine 3-monooxygenase (kynurenine 3-hydroxylase)

TABLE I-continued

ENTREZ GENE ID	GENE SYMBOL	GENE DESCRIPTION
1349	COX7B	cytochrome c oxidase subunit VIIb
283824	LOC283824	hypothetical protein LOC283824
1123	CHN1	chimerin (chimaerin) 1
57522	SRGAP1	SLIT-ROBO Rho GTPase activating protein 1
253782	LASS6	LAG1 longevity assurance homolog 6 (<i>S. cerevisiae</i>)
57685	KIAA1573	KIAA1573 protein
79695	GALNT12	UDP-N-acetyl-alpha-D-galactosamine: polypeptide N-acetylgalactosaminyl-transferase 12 (GalNAc-T12)
90861	C16orf34	chromosome 16 open reading frame 34
26207	PITPNC1	phosphatidylinositol transfer protein, cytoplasmic 1
1164	CKS2	CDC28 protein kinase regulatory subunit 2
396	ARHGDI1A	Rho GDP dissociation inhibitor (GDI) alpha
57530	CGN	cingulin
1633	DCK	deoxycytidine kinase
9208	LRRFIP1	leucine rich repeat (in FLII) interacting protein 1
6453	ITSN1	intersectin 1 (SH3 domain protein)
24147	FJX1	four jointed box 1 (<i>Drosophila</i>)
9882	TBC1D4	TBC1 domain family, member 4
169200	DKFZp762C1112	hypothetical protein DKFZp762C1112
9331	B4GALT6	UDP-Gal:betaGlcNAc beta 1,4-galactosyltransferase, polypeptide 6
55183	RIF1	RAP1 interacting factor homolog (yeast)
221362	LOC221362	hypothetical protein LOC221362
8458	TTF2	transcription termination factor, RNA polymerase II
1047	CLGN	calmegin
56919	DHX33	DEAH (Asp-Glu-Ala-His) box polypeptide 33
93949	CXorf10	chromosome X open reading frame 10
5569	PKIA	protein kinase (cAMP-dependent, catalytic) inhibitor alpha
6891	TAP2	transporter 2, ATP-binding cassette, sub-family B (MDR/TAP)
1960	EGR3	early growth response 3
11252	PACSN2	protein kinase C and casein kinase substrate in neurons 2
51762	RAB8B	RAB8B, member RAS oncogene family
81575	DKFZP434F0318	hypothetical protein DKFZp434F0318
56906	THAP10	THAP domain containing 10
55110	FLJ10292	mago-nashi homolog
5267	SERPINA4	serine (or cysteine) proteinase inhibitor, clade A (alpha-1 antiproteinase, antitrypsin), member 4
1844	DUSP2	dual specificity phosphatase 2
9612	NCOR2	nuclear receptor co-repressor 2
3276	HRMT1L2	HMT1 hnRNP methyltransferase-like 2 (<i>S. cerevisiae</i>)
257415	MGC40405	hypothetical protein MGC40405
79720	FLJ12750	hypothetical protein FLJ12750
160897	ITR	intimal thickness-related receptor
4522	MTHFD1	methylenetetrahydrofolate dehydrogenase (NADP+ dependent) 1, methylenetetrahydrofolate cyclohydrolase, formyltetrahydrofolate synthetase
4668	NAGA	N-acetylgalactosaminidase, alpha-
84890	C10orf22	chromosome 10 open reading frame 22
5198	PFAS	phosphoribosylformylglycinamide synthase (FGAR amidotransferase)
55544	RNPC1	RNA-binding region (RNP1, RRM) containing 1
2618	GART	phosphoribosylglycinamide formyltransferase, phosphoribosylglycinamide synthetase, phosphoribosylaminoimidazole synthetase
9261	MAPKAPK2	mitogen-activated protein kinase-activated protein kinase 2
285761	DCBLD1	discoidin, CUB and LCCL domain containing 1
23225	NUP210	nucleoporin 210kDa
9792	SERTAD2	SERTA domain containing 2
56938	ARNTL2	aryl hydrocarbon receptor nuclear translocator-like 2
23254	KIAA1026	kazrin
4628	MYH10	myosin, heavy polypeptide 10, non-muscle
23176	SEPT8	septin 8
1432	MAPK14	mitogen-activated protein kinase 14
84549	RBM13	RNA binding motif protein 13
84133	ZNRF3	zinc and ring finger 3
6502	SKP2	S-phase kinase-associated protein 2 (p45)
59274	MESDC1	mesoderm development candidate 1
51496	HSPC129	hypothetical protein HSPC129
55151	TMEM38B	transmembrane protein 38B
57609	KIAA1463	KIAA1463 protein
1039	CDR2	cerebellar degeneration-related protein 2, 62kDa
143098	MPP7	membrane protein, palmitoylated 7 (MAGUK p55 subfamily member 7)
130589	GALM	galactose mutarotase (aldose 1-epimerase) lymphocyte cytosolic
3937	LCP2	protein 2 (SH2 domain containing leukocyte protein of 76kDa)
5420	PODXL	podocalyxin-like
6509	SLC1A4	solute carrier family 1 (glutamate/neutral amino acid transporter), member 4
64397	ZFP106	zinc finger protein 106 homolog (mouse)
4860	NP	nucleoside phosphorylase
3535	IGL@	immunoglobulin lambda locus
1396	CRIP1	cysteine-rich protein 1 (intestinal)
1660	DHX9	DEAH (Asp-Glu-Ala-His) box polypeptide 9
4291	MLF1	myeloid leukemia factor 1

TABLE I-continued

ENTREZ GENE ID	GENE SYMBOL	GENE DESCRIPTION
26973	CHORDC1	cysteine and histidine-rich domain (CHORD)-containing, zinc binding protein 1
81037	CRR9	cisplatin resistance related protein CRR9p
10574	CCT7	chaperonin containing TCP1, subunit 7 (eta)
79892	C10orf119	chromosome 10 open reading frame 119
9972	NUP153	nucleoporin 153kDa
10459	MAD2L2	MAD2 mitotic arrest deficient-like 2 (yeast)
483	ATP1B3	ATPase, Na ⁺ /K ⁺ transporting, beta 3 polypeptide
7552	ZNF6	zinc finger protein 6 (CMPX1)
8165	AKAP1	A kinase (PRKA) anchor protein 1
29097	CNIH4	cornichon homolog 4 (<i>Drosophila</i>)
11198	SUPT16H	suppressor of Ty 16 homolog (<i>S. cerevisiae</i>)
2184	FAH	fumarylacetoacetate hydrolase (fumarylacetoacetase)
7037	TFRC	transferrin receptor (p90, CD71)
6461	SHB	Src homology 2 domain containing adaptor protein B
509	ATP5C1	ATP synthase, H ⁺ transporting, mitochondrial F1 complex, gamma polypeptide 1
5591	PRKDC	protein kinase, DNA-activated, catalytic polypeptide
10682	EBP	emopamil binding protein (sterol isomerase)
9188	DDX21	DEAD (Asp-Glu-Ala-Asp) box polypeptide 21
3837	KPNB1	karyopherin (importin) beta 1
3191	HNRPL	heterogeneous nuclear ribonucleoprotein L
10236	HNRPR	heterogeneous nuclear ribonucleoprotein R
6907	TBL1X	transducin (beta)-like 1X-linked
56172	ANKH	ankylosis, progressive homolog (mouse)
23367	LARP1	La ribonucleoprotein domain family, member 1
5778	PTPN7	protein tyrosine phosphatase, non-receptor type 7
100	ADA	adenosine deaminase
2821	GPI	glucose phosphate isomerase
9697	TRAM2	translocation associated membrane protein 2
54927	CHCHD3	coiled-coil-helix-coiled-coil-helix domain containing 3
58478	MASA	E-1 enzyme
6322	SCML1	sex comb on midleg-like 1 (<i>Drosophila</i>)
292	SLC25A5	solute carrier family 25 (mitochondrial carrier; adenine nucleotide translocator), member 5
10857	PGRMC1	progesterone receptor membrane component 1
55342	STRBP	spermatid perinuclear RNA binding protein
7150	TOP1	topoisomerase (DNA) I
874	CBR3	carbonyl reductase 3
51096	WDR50	WD repeat domain 50
253558	LYCAT	lysocardiolipin acyltransferase
79053	ALG8	asparagine-linked glycosylation 8 homolog (yeast, alpha-1,3-glucosyltransferase)
84300	C6orf125	chromosome 6 open reading frame 125
8975	USP13	ubiquitin specific protease 13 (isopeptidase T-3)
220988	HNRPA3	heterogeneous nuclear ribonucleoprotein A3
5315	PKM2	pyruvate kinase, muscle
7411	VBP1	von Hippel-Lindau binding protein 1
1665	DHX15	DEAH (Asp-Glu-Ala-His) box polypeptide 15
10963	STIP1	stress-induced-phosphoprotein 1 (Hsp70/Hsp90-organizing protein)
253461	ZBTB38	zinc finger and BTB domain containing 38
29080	HSPC128	HSPC128 protein
84275	MGC4399	mitochondrial carrier protein
1622	DBI	diazepam binding inhibitor (GABA receptor modulator, acyl-Coenzyme A binding protein)
4953	ODC1	ornithine decarboxylase 1
2029	ENSA	endosulfine alpha
6404	SELPLG	selectin P ligand
81034	MFTC	mitochondrial folate transporter/carrier
81542	TXNDC	thioredoxin domain containing
25816	TNFAIP8	tumor necrosis factor, alpha-induced protein 8
51582	AZIN1	antizyme inhibitor 1
27436	EML4	echinoderm microtubule associated protein like 4
55720	FLJ10534	hypothetical protein FLJ10534
7295	TXN	thioredoxin
10539	TXNL2	thioredoxin-like 2
86	ACTL6A	actin-like 6A
6731	SRP72	signal recognition particle 72kDa
23314	SATB2	SATB family member 2
2273	FHL1	four and a half LIM domains 1
3422	IDI1	isopentenyl-diphosphate delta isomerase
10935	PRDX3	peroxiredoxin 3
2958	GTF2A2	general transcription factor IIA, 2, 12kDa
4144	MAT2A	methionine adenosyltransferase II, alpha
1964	EIF1AX	eukaryotic translation initiation factor 1A, X-linked
60	ACTB	actin, beta
11191	PTENP1	phosphatase and tensin homolog (mutated in multiple advanced cancers 1), pseudogene 1
90843	TCEAL8	transcription elongation factor A (SII)-like 8
57181	SLC39A10	solute carrier family 39 (zinc transporter), member 10
11147	HHLA3	HERV-H LTR-associating 3

TABLE I-continued

ENTREZ GENE ID	GENE SYMBOL	GENE DESCRIPTION
10553	HTATIP2	HIV-1 Tat interactive protein 2, 30kDa
3338	DNAJC4	DnaJ (Hsp40) homolog, subfamily C, member 4
84888	SPPL2A	signal peptide peptidase-like 2A
1955	EGFL5	EGF-like-domain, multiple 5
329	BIRC2	baculoviral IAP repeat-containing 2
29927	SEC61A1	Sec61 alpha 1 subunit (<i>S. cerevisiae</i>)
9559	VPS26	vacuolar protein sorting 26 (yeast)
23270	TSPYL4	TSPYL-like 4
6309	SC5DL	sterol-C5-desaturase (ERG3 delta-5-desaturase homolog, fungal)-like
10397	NRDGI	N-myc downstream regulated gene 1
27032	ATP2C1	ATPase, Ca++ transporting, type 2C, member 1
11112	HIBADH	3-hydroxyisobutyrate dehydrogenase
1476	CSTB	cystatin B (stefin B)
9620	CELSR1	cadherin, EGF LAG seven-pass G-type receptor 1 (flamingo homolog, <i>Drosophila</i>)
56650	C3orf4	chromosome 3 open reading frame 4
29922	NME7	non-metastatic cells 7, protein expressed in (nucleoside-diphosphate kinase)
8887	TAXI BP1	Tax1 (human T-cell leukemia virus type I) binding protein 1
5445	PON2	paraoxonase 2
81889	FAHD1	fumarylacetoacetate hydrolase domain containing 1
694	BTG1	B-cell translocation gene 1, anti-proliferative
29058	C20orf30	chromosome 20 open reading frame 30
2752	GLUL	glutamate-ammonia ligase (glutamine synthase)
79717	FLJ11838	hypothetical protein FLJ11838
170622	COMMD6	COMM domain containing 6
5792	PTPRF	protein tyrosine phosphatase, receptor type, F
64393	WIG1	p53 target zinc finger protein
549	AUH	AU RNA binding protein/enoyl-Coenzyme A hydratase
51282	SCAND1	SCAN domain containing 1
79027	ZNF655	zinc finger protein 655
6451	SH3BGRL	SH3 domain binding glutamic acid-rich protein like
1347	COX7A2	cytochrome c oxidase subunit VIIa polypeptide 2 (liver)
550643	L00550643	hypothetical protein L00550643
6926	TBX3	T-box 3 (ulnar mammary syndrome)
51614	SDBCAG84	serologically defined breast cancer antigen 84
9520	NPEPPS	aminopeptidase puromycin sensitive
51065	RPS27L	ribosomal protein S27-like
10116	FEM1B	fem-1 homolog b (<i>C. elegans</i>)
10521	DDX17	DEAD (Asp-Glu-Ala-Asp) box polypeptide 17
81557	MAGED4	melanoma antigen family D, 4
10133	OPTN	optineurin
54504	CPVL	carboxypeptidase, vitellogenic-like
64062	C13orf10	chromosome 13 open reading frame 10
401115	LOC401115	hypothetical gene supported by BC038466; BC062790
6892	TAPBP	TAP binding protein (tapasin)
8087	FXR1	fragile X mental retardation, autosomal homolog 1
7905	C5orf18	chromosome 5 open reading frame 18
3916	LAMP1	lysosomal-associated membrane protein 1
22982	KIAA0934	KIAA0934
55615	PRR5	proline rich protein 5
5651	PRSS7	protease, serine, 7 (enterokinase)
10449	ACAA2	acetyl-Coenzyme A acyltransferase 2 (mitochondrial 3-oxoacyl-Coenzyme A thiolase)
8934	RAB7L1	RAB7, member RAS oncogene family-like 1
10114	HIPK3	homeodomain interacting protein kinase 3
57560	WDR56	WD repeat domain 56
51205	ACP6	acid phosphatase 6, lysophosphatidic
6238	RRBP1	ribosome binding protein 1 homolog 180kDa (dog)
151011	SEPT10	septin 10
22920	KIFAP3	kinesin-associated protein 3
3958	LGALS3	lectin, galactoside-binding, soluble, 3 (galectin 3)
84186	ZCCHC7	zinc finger, CCHC domain containing 7
9452	ITM2A	integral membrane protein 2A
10159	ATP6AP2	ATPase, H+ transporting, lysosomal accessory protein 2
23641	LDOC1	leucine zipper, down-regulated in cancer 1
967	CD63	CD63 antigen (melanoma 1 antigen)
2517	FUCA1	fucosidase, alpha-L- 1, tissue
23219	FBXO28	F-box protein 28
79982	DNAJB14	DnaJ (Hsp40) homolog, subfamily B, member 14
7328	UBE2H	ubiquitin-conjugating enzyme E2H (UBC8 homolog, yeast)
23355	KIAA0804	KIAA0804
257103	C21orf86	chromosome 21 open reading frame 86
6307	SC4MOL	sterol-C4-methyl oxidase-like
23376	KIAA0776	KIAA0776
57700	KIAA1600	KIAA1600
85461	TANG	TPR domain, ankyrin-repeat and coiled-coil-containing
4247	MGAT2	mannosyl (alpha-1,6-)-glycoprotein beta-1,2-N-acetylglucosaminyltransferase
3383	ICAM1	intercellular adhesion molecule 1 (CD54), human rhinovirus receptor
493812	HCG11	HLA complex group 11

TABLE I-continued

ENTREZ GENE ID	GENE SYMBOL	GENE DESCRIPTION
5921	RASA1	RAS p21 protein activator (GTPase activating protein) 1
23563	CHST5	carbohydrate (N-acetylglucosamine 6-O) sulfotransferase 5
51100	SH3GLB1	SH3-domain GRB2-like endophilin B1
339988	LOC339988	hypothetical protein LOC339988
79080	MGC2574	hypothetical protein MGC2574
55761	TTC17	tetratricopeptide repeat domain 17
144871	LOC144871	hypothetical protein LOC144871
4194	MDM4	Mdm4, transformed 3T3 cell double minute 4, p53 binding protein (mouse)
51030	FAM18B	family with sequence similarity 18, member B
1650	DDOST	dolichyl-diphosphooligosaccharide-protein glycosyltransferase
147463	ANKRD29	ankyrin repeat domain 29
3757	KCNH2	potassium voltage-gated channel, subfamily H (eag-related), member 2
116442	RAB39B	RAB39B, member RAS oncogene family
10972	TMP21	transmembrane trafficking protein
57798	GATAD1	GATA zinc finger domain containing 1
1314	COPA	coatamer protein complex, subunit alpha
2581	GALC	galactosylceramidase (Krabbe disease)
91452	ACBD5	acyl-Coenzyme A binding domain containing 5
8879	SGPL1	sphingosine-1-phosphate lyase 1
4897	NRCAM	neuronal cell adhesion molecule
23209	MLC1	megalencephalic leukoencephalopathy with subcortical cysts 1
440270	LOC440270	golgin-67
5034	P4HB	procollagen-proline, 2-oxoglutarate 4-dioxygenase (proline 4-hydroxylase), beta polypeptide (protein disulfide isomerase-associated 1)
148646	FLJ32096	hypothetical protein FLJ32096
399917	LOC399917	similar to polymerase
7096	TLR1	toll-like receptor 1
80853	KIAA1718	KIAA1718 protein
378938	MALAT1	metastasis associated lung adenocarcinoma transcript 1 (non-coding RNA)
1266	CNN3	calponin 3, acidic
58486	LOC58486	transposon-derived Buster1 transposase-like protein gene
1040	CDS1	CDP-diacylglycerol synthase (phosphatidate cytidylyltransferase) 1
9895	KIAA0329	KIAA0329
1509	CTSD	cathepsin D (lysosomal aspartyl protease)
26115	DKFZP564D166	putative ankyrin-repeat containing protein
57162	PELI1	pellino homolog 1 (<i>Drosophila</i>)
57599	WDR48	WD repeat domain 48
285464	FLJ34443	hypothetical protein FLJ34443
55857	C20orf19	chromosome 20 open reading frame 19
339456	LOC339456	hypothetical protein LOC339456
51569	UFM1	ubiquitin-fold modifier 1
582	BBS1	Bardet-Biedl syndrome 1
4637	MYL6	myosin, light polypeptide 6, alkali, smooth muscle and non-muscle
1186	CLCN7	chloride channel 7
3490	IGFBP7	insulin-like growth factor binding protein 7
5095	PCCA	propionyl Coenzyme A carboxylase, alpha polypeptide
10966	RAB40B	RAB40B, member RAS oncogene family
285362	SUMF1	sulfatase modifying factor 1
56122	PCDHB14	protocadherin beta 14
57534	MIB1	mindbomb homolog 1 (<i>Drosophila</i>)
56951	C5orf15	chromosome 5 open reading frame 15
113177	C19orf36	chromosome 19 open reading frame 36
10379	ISGF3G	interferon-stimulated transcription factor 3, gamma 48kDa
64224	FLJ22313	hypothetical protein FLJ22313
65084	FLJ22104	hypothetical protein FLJ22104
10537	UBD	ubiquitin D
8548	BLZF1	basic leucine zipper nuclear factor 1 (JEM-1)
284214	LOC284214	hypothetical protein LOC284214
8334	HIST1H2AC	histone 1, H2ac
80210	FLJ12584	melanoma/melanocyte specific protein KU-MEL-1
1182	CLCN3	chloride channel 3
26751	SH3YL1	SH3 domain containing, Ysc84-like 1 (<i>S. cerevisiae</i>)
114327	EFHC1	EF-hand domain (C-terminal) containing 1
7351	UCP2	uncoupling protein 2 (mitochondrial, proton carrier)
10724	MGEA5	meningioma expressed antigen 5 (hyaluronidase)
9652	KIAA0372	KIAA0372
200958	MUC20	mucin 20
161527	LOC161527	hypothetical protein LOC161527
10314	LANCL1	LanC lantibiotic synthetase component C-like 1 (bacterial)
2923	PDIA3	protein disulfide isomerase family A, member 3
84247	LDOC1L	leucine zipper, down-regulated in cancer 1-like
3006	HIST1H1C	histone 1, H1c
9562	MINPP1	multiple inositol polyphosphate histidine phosphatase, 1
115024	MGC20781	hypothetical protein MGC20781
65982	FLJ12895	hypothetical protein FLJ12895
5268	SERPINB5	serine (or cysteine) proteinase inhibitor, clade B (ovalbumin), member 5
94240	EPSTI1	epithelial stromal interaction 1 (breast)
2621	GAS6	growth arrest-specific 6

TABLE I-continued

ENTREZ GENE ID	GENE SYMBOL	GENE DESCRIPTION
401024	FLJ44048	FLJ44048 protein
57142	RTN4	reticulon 4
50854	C6orf48	chromosome 6 open reading frame 48
317649	EIF4E3	eukaryotic translation initiation factor 4E member 3
4179	MCP	membrane cofactor protein (CD46, trophoblast-lymphocyte cross-reactive antigen)
54884	RetSat	all-trans-13,14-dihydroretinol saturase
10154	PLXNC1	plexin C1
2630	GBAP	glucosidase, beta; acid, pseudogene
7077	TIMP2	tissue inhibitor of metalloproteinase 2
23741	CR11	CREBBP/EP300 inhibitor 1
949	SCARB1	scavenger receptor class B, member 1
1519	CTSO	cathepsin O
51136	LOC51136	PTD016 protein
3428	IFI16	interferon, gamma-inducible protein 16
9516	LITAF	lipopolysaccharide-induced TNF factor
3123	HLA-DRB1	major histocompatibility complex, class II, DR beta 1
1389	CREBL2	cAMP responsive element binding protein-like 2
5027	P2RX7	purinergic receptor P2X, ligand-gated ion channel, 7
6782	STCH	stress 70 protein chaperone, microsome-associated, 60kDa
5645	PRSS2	protease, serine, 2 (trypsin 2)
84282	RNF135	ring finger protein 135
9852	EPM2AIP1	EPM2A (laforin) interacting protein 1
84333	PCGF5	polycomb group ring finger 5
23475	QPRT	quinolinate phosphoribosyltransferase (nicotinate-nucleotide pyrophosphorylase (carboxylating))
11142	PKIG	protein kinase (cAMP-dependent, catalytic) inhibitor gamma
54832	VPS13C	vacuolar protein sorting 13C (yeast)
1486	CTBS	chitinase, di-N-acetyl-
4601	MXI1	MAX interactor 1
1365	CLDN3	claudin 3
81622	UNC93B1	unc-93 homolog B1 (<i>C. elegans</i>)
54664	FLJ11273	hypothetical protein FLJ11273
9993	DGCR2	DiGeorge syndrome critical region gene 2
57179	KIAA1191	KIAA1191 protein
55958	KLHL9	kelch-like 9 (<i>Drosophila</i>)
81671	TMEM49	transmembrane protein 49
9666	DZIP3	zinc finger DAZ interacting protein 3
10509	SEMA4B	sema domain, immunoglobulin domain (Ig), transmembrane domain (TM) and short cytoplasmic domain, (semaphorin) 4B
3782	KCNN3	potassium intermediate/small conductance calcium-activated channel, subfamily N, member 3
4644	MYO5A	myosin VA (heavy polypeptide 12, myoxin)
55179	FAIM	Fas apoptotic inhibitory molecule
9687	GREB1	GREB1 protein
25861	DFNB31	deafness, autosomal recessive 31
9197	SLC33A1	solute carrier family 33 (acetyl-CoA transporter), member 1
10549	PRDX4	peroxiredoxin 4
27090	ST6GALNAC4	ST6 (alpha-N-acetyl-neuraminy-2,3-beta-galactosyl-1,3)-N-acetylglucosaminide alpha-2,6-sialyltransferase 4
3988	LIPA	lipase A, lysosomal acid, cholesterol esterase (Wolman disease)
10577	NPC2	Niemann-Pick disease, type C2
441951	HSUP1	similar to RPE-spondin
26275	HIBCH	3-hydroxyisobutyryl-Coenzyme A hydrolase
401397	LOC401397	hypothetical LOC401397
81555	YIPF5	Yip1 domain family, member 5
19	ABCA1	ATP-binding cassette, sub-family A (ABC1), member 1
2896	GRN	granulin
1312	COMT	catechol-O-methyltransferase
127018	LYPLAL1	lysophospholipase-like 1
5911	RAP2A	RAP2A, member of RAS oncogene family
3017	HIST1H2BD	histone 1, H2bd
9139	CBFA2T2	core-binding factor, runt domain, alpha subunit 2; translocated to, 2
50848	F11R	F11 receptor
3728	JUP	junction plakoglobin
8615	VDP	vesicle docking protein p115
79090	MGC2650	hypothetical protein MGC2650
51303	FKBP11	FK506 binding protein 11, 19kDa
64747	MFSD1	major facilitator superfamily domain containing 1
23471	TRAM1	translocation associated membrane protein 1
1832	DSP	desmoplakin
125144	MGC40157	hypothetical protein MGC40157
10150	MBNL2	muscleblind-like 2 (<i>Drosophila</i>)
3082	HGF	hepatocyte growth factor (hepapoietin A; scatter factor)
7750	ZNF198	zinc finger protein 198
2908	NR3C1	nuclear receptor subfamily 3, group C, member 1 (glucocorticoid receptor)
25758	G2	G2 protein
10653	SPINT2	serine protease inhibitor, Kunitz type, 2
116151	C20orf108	chromosome 20 open reading frame 108

TABLE I-continued

ENTREZ GENE ID	GENE SYMBOL	GENE DESCRIPTION
8933	CXX1	CAAX box 1
475	ATOX1	ATX1 antioxidant protein 1 homolog (yeast)
23406	COTL1	coactosin-like 1 (<i>Dictyostelium</i>)
57561	ARRDC3	arrestin domain containing 3
55205	ZNF532	zinc finger protein 532
25796	PGLS	6-phosphogluconolactonase
283846	DKFZp547E087	P1-3-kinase-related kinase SMG-1-like
57185	DJ462023.2	hypothetical protein DJ462023.2
54431	DNAJC10	DnaJ (Hsp40) homolog, subfamily C, member 10
5800	PTPRO	protein tyrosine phosphatase, receptor type, O
1465	CSRP1	cysteine and glycine-rich protein 1
950	SCARB2	scavenger receptor class B, member 2
51019	CGI-116	CGI-116 protein
5476	PPGB	protective protein for beta-galactosidase (galactosialidosis)
54145	H2BFS	H2B histone family, member S
65981	C1QDC1	C1q domain containing 1
81502	HM13	histocompatibility (minor) 13
3572	IL6ST	interleukin 6 signal transducer (gp130, oncostatin M receptor)
1299	COL9A3	collagen, type IX, alpha 3
1386	ATF2	activating transcription factor 2
4134	MAP4	microtubule-associated protein 4
3981	LIG4	ligase IV, DNA, ATP-dependent
57714	KIAA1618	KIAA1618
80315	CPEB4	cytoplasmic polyadenylation element binding protein 4
107	ADCY1	adenylate cyclase 1 (brain)
8804	CREG1	cellular repressor of E1A-stimulated genes 1
84181	CHD6	chromodomain helicase DNA binding protein 6
22871	NLGN1	neuroligin 1
659	BMPR2	bone morphogenetic protein receptor, type II (serine/threonine kinase)
79158	MGC4170	MGC4170 protein
112399	EGLN3	egl nine homolog 3 (<i>C. elegans</i>)
10550	ARL6IP5	ADP-ribosylation-like factor 6 interacting protein 5
55573	H41	hypothetical protein H41
51706	NQO3A2	NAD(P)H:quinone oxidoreductase type 3, polypeptide A2
79738	FLJ23560	hypothetical protein FLJ23560
6672	SP100	nuclear antigen Sp100
145173	B3GTL	beta 3-glycosyltransferase-like
3275	HRMT1L1	HMT1 hnRNP methyltransferase-like 1 (<i>S. cerevisiae</i>)
54059	C21orf57	chromosome 21 open reading frame 57
571	BACH1	BTB and CNC homology 1, basic leucine zipper transcription factor 1
6990	TCTE1L	t-complex-associated-testis-expressed 1-like
9341	VAMP3	vesicle-associated membrane protein 3 (cellubrevin)
2180	ACSL1	acyl-CoA synthetase long-chain family member 1
2799	GNS	glucosamine (N-acetyl)-6-sulfatase (Sanfilippo disease IIID)
9236	CCPG1	cell cycle progression 1
51111	SUV420H1	suppressor of variegation 4-20 homolog 1 (<i>Drosophila</i>)
598	BCL2L1	BCL2-like 1
57674	C17orf27	chromosome 17 open reading frame 27
1488	CTBP2	C-terminal binding protein 2
80267	C1orf22	chromosome 1 open reading frame 22
90701	SEC11L3	SEC11-like 3 (<i>S. cerevisiae</i>)
84218	TBC1D3	TBC1 domain family, member 3
7844	RNF103	ring finger protein 103
8440	NCK2	NCK adaptor protein 2
25934	NIPSNAP3A	nipsnap homolog 3A (<i>C. elegans</i>)
3897	L1CAM	L1 cell adhesion molecule
114915	TIGA1	TIGA1
754	PTTG1IP	pituitary tumor-transforming 1 interacting protein
10525	HYOU1	hypoxia up-regulated 1
966	CD59	CD59 antigen p18-20 (antigen identified by monoclonal antibodies 16.3A5, EJ16, EJ30, EL32 and G344)
25976	TIPARP	TCDD-inducible poly(ADP-ribose) polymerase
3714	JAG2	jagged 2
8780	RIOK3	RIO kinase 3 (yeast)
55827	IQWD1	IQ motif and WD repeats 1
55830	GLT8D1	glycosyltransferase 8 domain containing 1
4779	NFE2L1	nuclear factor (erythroid-derived 2)-like 1
7286	TUFT1	tuftelin 1
1028	CDKN1C	cyclin-dependent kinase inhibitor 1C (p57, Kip2)
60492	MDS025	hypothetical protein MDS025
27319	BHLHB5	basic helix-loop-helix domain containing, class B, 5
1958	EGR1	early growth response 1
89796	NAV1	neuron navigator 1
9240	PNMA1	paraneoplastic antigen MA1
6773	STAT2	signal transducer and activator of transcription 2, 113kDa
7494	XBP1	X-box binding protein 1
11057	ABHD2	abhydrolase domain containing 2
9451	EIF2AK3	eukaryotic translation initiation factor 2-alpha kinase 3

TABLE I-continued

ENTREZ GENE ID	GENE SYMBOL	GENE DESCRIPTION
8878	SQSTM1	sequestosome 1
302	ANXA2	annexin A2
2590	GALNT2	UDP-N-acetyl-alpha-D-galactosamine: polypeptide N-acetylgalactosaminyltransferase 2 (GaNAc-T2)
1200	TPP1	tripeptidyl peptidase 1
5973	RENBP	renin binding protein
7259	TSPYL1	TSPY-like 1
112770	C1orf85	chromosome 1 open reading frame 85
93953	ACRC	acidic repeat containing
90634	CG018	hypothetical gene CG018
1030	CDKN2B	cyclin-dependent kinase inhibitor 2B (p15, inhibits CDK4)
158158	RASEF	RAS and EF hand domain containing
2824	GPM6B	glycoprotein M6B
9706	ULK2	unc-51-like kinase 2 (<i>C. elegans</i>)
92370	ACPL2	acid phosphatase-like 2
1203	CLN5	ceroid-lipofuscinosis, neuronal 5
8337	HIST2H2AA	histone 2, H2aa
3998	LMAN1	lectin, mannose-binding, 1
56675	NRIP3	nuclear receptor interacting protein 3
4864	NPC1	Niemann-Pick disease, type C1
3358	HTR2C	5-hydroxytryptamine (serotonin) receptor 2C
304	ANXA2P2	annexin A2 pseudogene 2
81790	RNF170	ring finger protein 170
2537	G1P3	interferon, alpha-inducible protein (clone IFI-6-16)
55251	C20orf36	chromosome 20 open reading frame 36
27344	PCSK1N	proprotein convertase subtilisin/kexin type 1 inhibitor
10057	ABCC5	ATP-binding cassette, sub-family C (CFTR/MRP), member 5
81031	SLC2A10	solute carrier family 2 (facilitated glucose transporter), member 10
467	ATF3	activating transcription factor 3
94103	ORMDL3	ORM1-like 3 (<i>S. cerevisiae</i>)
375593	TRIM50B	tripartite motif-containing 50B
23015	GM88	88-kDa golgi protein
55818	JMJD1A	jumonji domain containing 1A
5274	SERPINI1	serine (or cysteine) proteinase inhibitor, clade I (neuroserpin), member 1
23336	DMN	desmuslin
255631	COL24A1	collagen, type XXIV, alpha 1
3995	FADS3	fatty acid desaturase 3
5797	PTPRM	protein tyrosine phosphatase, receptor type, M
55876	GSDML	gasdermin-like
999	CDH1	cadherin 1, type 1, E-cadherin (epithelial)
84897	TBRG1	transforming growth factor beta regulator 1
51363	GALNAC4S-6ST	B cell RAG associated protein
9961	MVP	major vault protein
2982	GUCY1A3	guanylate cyclase 1, soluble, alpha 3
706	BZRP	benzodiazepine receptor (peripheral)
144203	OVOS2	ovostatin 2
8516	ITGA8	integrin, alpha 8
2037	EPB41L2	erythrocyte membrane protein band 4.1-like 2
1524	CX3CR1	chemokine (C-X3-C motif) receptor 1
222166	Ells1	hypothetical protein Ells1
339803	LOC339803	hypothetical protein LOC339803
5360	PLTP	phospholipid transfer protein
1612	DAPK1	death-associated protein kinase 1
90161	HS6ST2	heparan sulfate 6-O-sulfotransferase 2
115701	ALPK2	alpha-kinase 2
50640	IPLA2(GAMMA)	intracellular membrane-associated calcium-independent phospholipase A2 gamma
8473	OGT	O-linked N-acetylglucosamine (GlcNAc) transferase (UDP-N-acetylglucosamine: polypeptide-N-acetylglucosaminyl transferase)
252839	TMEM9	transmembrane protein 9
150759	LOC150759	hypothetical protein LOC150759
401152	LOC401152	HCV F-transactivated protein 1
64065	PERP	PERP, TP53 apoptosis effector
114793	FMNL2	formin-like 2
477	ATP1A2	ATPase, Na ⁺ /K ⁺ transporting, alpha 2 (+) polypeptide
59338	PLEKHAI	pleckstrin homology domain containing, family A (phosphoinositide binding specific) member 1
3727	JUND	jun D proto-oncogene
85236	HIST1H2BK	histone 1, H2bk
6513	SLC2A1	solute carrier family 2 (facilitated glucose transporter), member 1
155038	GIMAP8	GTPase, IMAF family member 8
3055	HCK	hemopoietic cell kinase
6542	SLC7A2	solute carrier family 7 (cationic amino acid transporter, y ⁺ system), member 2
8996	NOL3	nucleolar protein 3 (apoptosis repressor with CARD domain)
9728	KIAA0256	KIAA0256 gene product
51237	PACAP	proapoptotic caspase adaptor protein
8987	GENX-3414	genethonin 1
132720	FLJ39370	hypothetical protein FLJ39370
1601	DAB2	disabled homolog 2, mitogen-responsive phosphoprotein (<i>Drosophila</i>)

TABLE I-continued

ENTREZ GENE ID	GENE SYMBOL	GENE DESCRIPTION
54741	LEPROT	leptin receptor overlapping transcript
81631	MAP1LC3B	microtubule-associated protein 1 light chain 3 beta
9473	C1orf38	chromosome 1 open reading frame 38
94241	TP53INP1	tumor protein p53 inducible nuclear protein 1
5816	PVALB	parvalbumin
115294	LOC115294	similar to hypothetical protein FLJ10883
23461	ABCA5	ATP-binding cassette, sub-family A (ABC1), member 5
10370	CITED2	Cbp/p300-interacting transactivator, with Glu/Asp-rich carboxy-terminal domain, 2
9604	RNF14	ring finger protein 14
387263	C6orf120	chromosome 6 open reading frame 120
9120	SLC16A6	solute carrier family 16 (monocarboxylic acid transporters), member 6
3915	LAMC1	laminin, gamma 1 (formerly LAMB2)
23092	ARHGAP26	Rho GTPase activating protein 26
64778	FNDC3B	fibronectin type III domain containing 3B
10140	TOB1	transducer of ERBB2, 1
23208	SYT11	synaptotag min XI
57730	KIAA1641	KIAA1641
120196	MGC34830	hypothetical protein MGC34830
7832	BTG2	BTG family, member 2
23259	DDHD2	DDHD domain containing 2
84981	MGC14376	hypothetical protein MGC14376
6448	SGSH	N-sulfoglucosamine sulfohydrolase (sulfamidase)
9910	RABGAP1L	RAB GTPase activating protein 1-like
1611	DAP	death-associated protein
126823	KARCA1	kelch/ankyrin repeat containing cyclin A1 interacting protein
388403	YPEL2	yippee-like 2 (<i>Drosophila</i>)
6720	SREBF1	sterol regulatory element binding transcription factor 1
58476	TP53INP2	tumor protein p53 inducible nuclear protein 2
8605	PLA2G4C	phospholipase A2, group IVC (cytosolic, calcium-independent)
3983	ABLIM1	actin binding LIM protein 1
4189	DNAJB9	DnaJ (Hsp40) homolog, subfamily B, member 9
1604	DAF	decay accelerating factor for complement (CD55, Cromer blood group system)
29994	BAZ2B	bromodomain adjacent to zinc finger domain, 2B
10156	RASA4	RAS p21 protein activator 4
9123	SLC16A3	solute carrier family 16 (monocarboxylic acid transporters), member 3
7846	TUBA3	tubulin, alpha 3
3956	LGALS1	lectin, galactoside-binding, soluble, 1 (galectin 1)
1647	GADD45A	growth arrest and DNA-damage-inducible, alpha
6609	SMPD1	sphingomyelin phosphodiesterase 1, acid lysosomal (acid sphingomyelinase)
56904	SH3GLB2	SH3-domain GRB2-like endophilin B2
440081	DDX12	DEAD/H (Asp-Glu-Ala-Asp/His) box polypeptide 12 (CHL1-like helicase homolog, <i>S. cerevisiae</i>)
5163	PDK1	pyruvate dehydrogenase kinase, isoenzyme 1
25840	DKFZP586A0522	DKFZP586A0522 protein
51566	ARMCX3	armadillo repeat containing, X-linked 3
9388	LIPG	lipase, endothelial
27250	PDCD4	programmed cell death 4 (neoplastic transformation inhibitor)
6302	SAS	sarcoma amplified sequence
83937	RASSF4	Ras association (RalGDS/AF-6) domain family 4
388677	NOTCH2NL	Notch homolog 2 (<i>Drosophila</i>) N-terminal like
23646	PLD3	phospholipase D family, member 3
23643	LY96	lymphocyte antigen 96
9855	FARP2	FERM, RhoGEF and pleckstrin domain protein 2
65018	PINK1	PTEN induced putative kinase 1
57035	C1orf63	chromosome 1 open reading frame 63
85352	KIAA1644	KIAA1644 protein
283131	TncRNA	trophoblast-derived noncoding RNA
143888	KDEL2	KDEL (Lys-Asp-Glu-Leu) containing 2
56204	FLJ10980	hypothetical protein FLJ10980
23446	CDW92	CDW92 antigen
23766	GABARAPL3	GABA(A) receptors associated protein like 3
1508	CTSB	cathepsin B
4094	MAF	v-maf musculoaponeurotic fibrosarcoma oncogene homolog (avian)
22932	POMZP3	POM (POM121 homolog, rat) and ZP3 fusion
56243	KIAA1217	KIAA1217
1663	DDX11	DEAD/H (Asp-Glu-Ala-Asp/His) box polypeptide 11 (CHL1-like helicase homolog, <i>S. cerevisiae</i>)
1414	CRYBB1	crystallin, beta B1
154091	SLC2A12	solute carrier family 2 (facilitated glucose transporter), member 12
4121	MAN1A1	mannosidase, alpha, class 1A, member 1
11178	LZTS1	leucine zipper, putative tumor suppressor 1
10628	TXNIP	thioredoxin interacting protein
83719	YPEL3	yippee-like 3 (<i>Drosophila</i>)
9863	MAGI2	membrane associated guanylate kinase, WW and PDZ domain containing 2
5660	PSAP	prosaposin (variant Gaucher disease and variant metachromatic leukodystrophy)
145788	FLJ27352	hypothetical LOC145788
84513	HTPAP	HTPAP protein
57612	KIAA1466	KIAA1466 gene

TABLE I-continued

ENTREZ GENE ID	GENE SYMBOL	GENE DESCRIPTION
57515	TDE2	tumor differentially expressed 2
29005	PRO1073	PRO1073 protein
51646	YPEL5	yippee-like 5 (<i>Drosophila</i>)
5269	SERPINB6	serine (or cysteine) proteinase inhibitor, clade B (ovalbumin), member 6
30061	SLC40A1	solute carrier family 40 (iron-regulated transporter), member 1
81030	ZBP1	Z-DNA binding protein 1
347733	RP11-506K6.1	tubulin, beta polypeptide paralog
390	RND3	Rho family GTPase 3
10765	JARID1B	Jumonji, AT rich interactive domain 1B (RBP2-like)
9783	RIMS3	regulating synaptic membrane exocytosis 3
27122	DKK3	dickkopf homolog 3 (<i>Xenopus laevis</i>)
151556	GPR155	G protein-coupled receptor 155
8365	HIST1H4H	histone 1, H4h
6480	ST6GAL1	ST6 beta-galactosamide alpha-2,6-sialyltransferase 1
6591	SNAI2	snail homolog 2 (<i>Drosophila</i>)
54800	DRE1	DRE1 protein
3669	ISG20	interferon stimulated exonuclease gene 20kDa
23710	GABARAPL1	GABA(A) receptor-associated protein like 1
400172	LOC400172	similar to KIAA1641 protein; melanoma-associated antigen; CLL-associated antigen KW-1
153222	LOC153222	adult retina protein
54981	C9orf95	chromosome 9 open reading frame 95
5641	LGMN	legumain
257019	FRMD3	FERM domain containing 3
8357	HIST1H3H	histone 1, H3h
55281	FLJ11000	hypothetical protein FLJ11000
4050	LTB	lymphotoxin beta (TNF superfamily, member 3)
203	AK1	adenylate kinase 1
5920	RARRES3	retinoic acid receptor responder (tazarotene induced) 3
284801	LOC284801	hypothetical protein LOC284801
150271	LOC150271	hypothetical protein LOC150271.

33. A method of identifying a patient for treatment of a cell proliferative disorder with an inhibitor of FGFR3, the method comprising:

testing a sample obtained from the patient after administration of the inhibitor to measure gene expression of at least one biomarker selected from the group consisting of CCL3, DUSP6, ANXA9, CR2, AL531683, ZNF589, AW274468, FRMD3, LTB, and WDR42A, wherein at least one selected biomarker is CCL3,

wherein detection of an alteration in level of expression compared to a baseline gene expression measurement of the at least one biomarker is indicative of the candidacy of the patient for treatment,

wherein the baseline gene expression measurement is the gene expression measured in the patient prior to administration of the inhibitor.

34. A method of monitoring response of a patient to treatment by an inhibitor of FGFR3 for a cell proliferative disorder, the method comprising:

testing a sample obtained from the patient after administration of the inhibitor of FGFR3 to measure gene expression of at least one biomarker selected from the group consisting of CCL3, DUSP6, ANXA9, CR2, AL531683, ZNF589, AW274468, FRMD3, LTB, and WDR42A, wherein at least one selected biomarker is CCL3,

wherein detection of an alteration in level of expression of the at least one biomarker compared to a baseline gene expression measurement is indicative of a response of the patient to the treatment, and

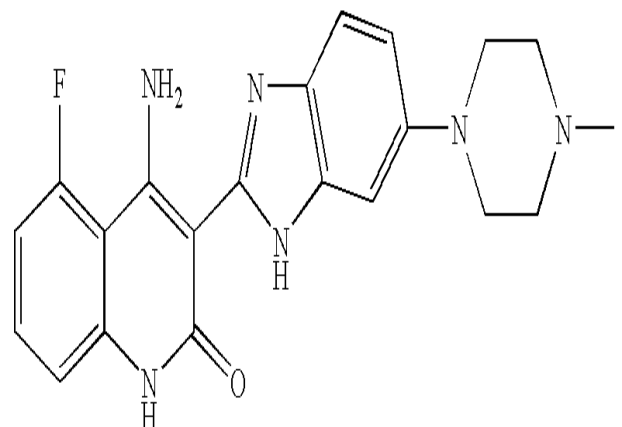
wherein the baseline gene expression measurement is the gene expression measured in the patient prior to administration of the inhibitor.

* * * * *

专利名称(译)	FGFR3抑制剂对基因转录的影响		
公开(公告)号	US8158360	公开(公告)日	2012-04-17
申请号	US12/096222	申请日	2006-12-07
[标]申请(专利权)人(译)	瑞士商诺华公司		
申请(专利权)人(译)	NOVARTS AG		
当前申请(专利权)人(译)	诺华公司		
[标]发明人	HEISE CARLA MASIH KHAN ESTHER MOLER EDWARD ROWE MICHAEL STEWART KEITH TRUDEL SUZANNE		
发明人	HEISE, CARLA MASIH-KHAN, ESTHER MOLER, EDWARD ROWE, MICHAEL STEWART, KEITH TRUDEL, SUZANNE		
IPC分类号	C12Q1/68 G01N33/53		
CPC分类号	C12Q1/6886 C12Q2600/106 C12Q2600/136		
优先权	60/748944 2005-12-08 US		
其他公开文献	US20090048266A1		
外部链接	Espacenet USPTO		

摘要(译)

本文教导了利用生物标志物鉴定患者进行治疗或监测对治疗的反应的方法。测量生物标志物的基因表达水平的改变，特别是响应于FGFR3抑制，可以相应地进行鉴定或调整。



CHIR-258