



US008900117B2

**(12) United States Patent
Birk****(10) Patent No.: US 8,900,117 B2
(45) Date of Patent: Dec. 2, 2014****(54) RELEASABLY-SECURABLE ONE-PIECE
ADJUSTABLE GASTRIC BAND****(75) Inventor: Janel A. Birk, Oxnard, CA (US)****(73) Assignee: Apollo Endosurgery, Inc., Austin, TX
(US)****(*) Notice:** Subject to any disclaimer, the term of this patent is extended or adjusted under 35 U.S.C. 154(b) by 1899 days.**(21) Appl. No.: 10/587,099****(22) PCT Filed: Jan. 21, 2005****(86) PCT No.: PCT/US2005/001620**§ 371 (c)(1),
(2), (4) Date: **Dec. 4, 2008****(87) PCT Pub. No.: WO2005/072195**PCT Pub. Date: **Aug. 11, 2005****(65) Prior Publication Data**

US 2009/0082793 A1 Mar. 26, 2009

Related U.S. Application Data**(60)** Provisional application No. 60/538,595, filed on Jan. 23, 2004.**(51) Int. Cl.****A61F 2/00** (2006.01)**A61B 17/08** (2006.01)**A61F 5/00** (2006.01)**A61B 17/132** (2006.01)**A61B 17/135** (2006.01)**(52) U.S. Cl.**CPC **A61F 5/0066** (2013.01); **A61F 5/003**
(2013.01); **A61F 5/0056** (2013.01); **A61B**
17/1327 (2013.01); **A61B 17/135** (2013.01)USPC **600/37; 606/151****(58) Field of Classification Search**USPC 606/151, 157, 153; 600/37; 604/909;
24/16 PB, 17 A, 17 B, 17 AP, 771

See application file for complete search history.

(56) References Cited

U.S. PATENT DOCUMENTS

1,174,814 A 3/1916 Brennan et al.

1,830,947 A 11/1931 Klingel

(Continued)

FOREIGN PATENT DOCUMENTS

CA 949965 6/1974

CN 1250382 4/2000

(Continued)

OTHER PUBLICATIONS

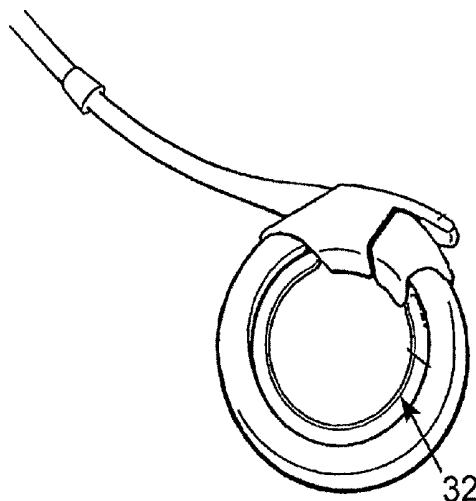
Helioscopic Product Insert for *Heliogast*, pp. 1-11 (undated).

(Continued)

Primary Examiner — Julian W Woo

(74) Attorney, Agent, or Firm — Gordan & Jacobson, PC**(57) ABSTRACT**

A releasably-securable gastric band (12) having a tail end (10a) and a head end (10b) for receiving the tail end (10a) is disclosed. The gastric band (12) also includes a releasable locking means (20) that releasably secures the head (10b) and tail ends (10a) together. The tail end (10a) may include a tooth (14) and the head end (10b) may include a notch (22) for engaging the tooth (14). Upon insertion of the tail end (10a) into the head end (10b), the tooth (14) mates with the notch (22) and releasably locks the tail end (10a) in the head end (10b). The releasably-securable gastric band (12) includes a release tab (24). When force is applied to the release tab (24) in a direction perpendicular to a central axis of the gastric band (12), the tooth (14) is disengaged from the notch (22) to allow the gastric band (12) to be released.

17 Claims, 4 Drawing Sheets

(56)

References Cited

U.S. PATENT DOCUMENTS

1,999,683	A	4/1935	Borresen	5,259,399	A	11/1993	Brown
2,163,048	A	6/1939	McKee	5,326,349	A	7/1994	Baraff
2,339,138	A	1/1944	Black	5,343,894	A	9/1994	Frisch et al.
2,405,667	A	8/1946	Ottesen	5,356,883	A	10/1994	Kuo et al.
2,438,231	A	3/1948	Schultz et al.	5,360,445	A	11/1994	Goldowsky
2,635,907	A	4/1953	Heimbuch	5,391,156	A	2/1995	Hildwein et al.
2,714,469	A	8/1955	Carlson	5,399,351	A	3/1995	Leshchiner et al.
2,936,980	A	5/1960	Rapata	5,449,363	A	9/1995	Brust et al.
3,059,645	A	10/1962	Hasbrouck et al.	5,449,368	A	9/1995	Kuzmak
3,189,961	A	6/1965	Heller	5,458,568	A	10/1995	Racchini et al.
3,340,083	A	9/1967	Cummins	5,509,888	A	4/1996	Miller
3,667,081	A	6/1972	Burger	5,531,716	A	7/1996	Luzio et al.
3,840,018	A	10/1974	Heifetz	5,535,752	A	7/1996	Halperin et al.
3,955,834	A	5/1976	Ahlrot	5,554,113	A	9/1996	Novak et al.
4,053,176	A	10/1977	Hilbush	5,562,714	A	10/1996	Grevious
4,118,805	A	10/1978	Reimels	5,601,604	A *	2/1997	Vincent 606/216
4,133,315	A	1/1979	Berman et al.	5,607,418	A	3/1997	Arzbaeher
4,157,713	A	6/1979	Clarey	5,633,001	A	5/1997	.ANG.gerup
4,176,412	A	12/1979	Peterson	5,653,718	A	8/1997	Yoon
4,236,521	A	12/1980	Lauterjung	5,658,298	A	8/1997	Vincent et al.
4,271,827	A	6/1981	Angelchik	5,676,162	A	10/1997	Larson, Jr. et al.
4,299,012	A	11/1981	Oetiker	5,695,504	A	12/1997	Gifford, III et al.
4,399,809	A	8/1983	Baro et al.	5,704,097	A *	1/1998	Rahav 24/16 PB
4,408,597	A	10/1983	Tenney, Jr. et al.	5,704,893	A	1/1998	Timm
4,417,567	A	11/1983	Trick	5,713,911	A	2/1998	Racenet et al.
4,424,208	A	1/1984	Wallace et al.	5,733,257	A	3/1998	Sternby
4,442,153	A	4/1984	Meltsch	5,748,200	A	5/1998	Funahashi
4,450,375	A	5/1984	Siegal	5,766,218	A *	6/1998	Arnott 606/151
4,485,805	A	12/1984	Foster, Jr.	5,766,232	A	6/1998	Grevious et al.
4,492,004	A	1/1985	Oetiker	5,769,877	A	6/1998	Barreras, Sr.
4,551,862	A	11/1985	Haber	5,785,295	A	7/1998	Tsai
4,558,699	A	12/1985	Bashour	5,817,113	A	10/1998	Gifford, III et al.
4,559,699	A	12/1985	Owen et al.	5,827,529	A	10/1998	Ono et al.
4,582,640	A	4/1986	Smestad et al.	5,833,698	A	11/1998	Hinchliffe et al.
4,582,865	A	4/1986	Balazs et al.	5,861,014	A	1/1999	Familoni
4,592,339	A *	6/1986	Kuzmak et al. 128/899	RE36,176	E	3/1999	Kuzmak
4,592,355	A	6/1986	Antebi	5,886,042	A	3/1999	Yu et al.
4,601,713	A	7/1986	Fuqua	5,904,697	A	5/1999	Gifford, III et al.
4,631,782	A *	12/1986	Gecs 24/16 PB	5,910,149	A	6/1999	Kuzmak
4,667,672	A	5/1987	Romanowski	5,928,195	A	7/1999	Malamud et al.
4,671,351	A	6/1987	Rappe	5,938,669	A	8/1999	Klaiber et al.
4,693,695	A	9/1987	Cheng	5,944,696	A	8/1999	Bayless et al.
4,694,827	A	9/1987	Weiner et al.	5,944,751	A	8/1999	Laub
4,696,288	A	9/1987	Kuzmak et al.	5,993,473	A	11/1999	Chan et al.
4,708,140	A	11/1987	Baron	6,003,208	A *	12/1999	Christian et al. 24/16 PB
4,716,154	A	12/1987	Malson et al.	6,013,679	A	1/2000	Kuo et al.
4,753,086	A	6/1988	Schmidt	6,024,340	A	2/2000	Lazarus et al.
4,760,837	A	8/1988	Petit	6,024,704	A	2/2000	Meador et al.
4,803,075	A	2/1989	Wallace et al.	6,048,309	A	4/2000	Flom et al.
4,881,939	A	11/1989	Newman	6,067,991	A	5/2000	Forsell
4,883,467	A	11/1989	Franetzi et al.	6,074,341	A	6/2000	Anderson et al.
4,886,787	A	12/1989	de Belder et al.	6,074,378	A	6/2000	Mouri et al.
4,896,787	A	1/1990	Delamour et al.	6,083,249	A	7/2000	Familoni
4,915,690	A	4/1990	Cone et al.	6,090,131	A	7/2000	Daley
4,925,446	A	5/1990	Garay et al.	6,102,678	A	8/2000	Peclat
4,944,487	A	7/1990	Holtermann	6,102,922	A	8/2000	Jakobsson et al.
4,944,659	A	7/1990	Labbe et al.	6,171,321	B1	1/2001	Gifford, III et al.
4,958,791	A *	9/1990	Nakamura 248/74.1	6,193,734	B1	2/2001	Bolduc et al.
4,969,899	A	11/1990	Cox, Jr.	6,203,523	B1	3/2001	Haller et al.
4,994,019	A	2/1991	Fernandez et al.	6,210,345	B1	4/2001	Van Brunt
5,031,943	A *	7/1991	Scott et al. 24/16 PB	6,210,347	B1	4/2001	Forsell
5,045,060	A	9/1991	Melsky et al.	6,221,024	B1	4/2001	Miesel
5,074,868	A	12/1991	Kuzmak	6,224,857	B1	5/2001	Romeo et al.
5,084,061	A	1/1992	Gau et al.	6,306,088	B1	10/2001	Krausman et al.
5,091,171	A	2/1992	Yu et al.	6,327,503	B1	12/2001	Familoni
5,116,652	A	5/1992	Alzner	6,371,965	B2	4/2002	Gifford, III et al.
5,120,313	A	6/1992	Elftman	6,372,494	B1	4/2002	Naughton et al.
5,143,724	A	9/1992	Leshchiner et al.	6,383,218	B1	5/2002	Sourdile et al.
5,152,770	A	10/1992	Bengmark et al.	6,383,219	B1	5/2002	Telandro et al.
5,160,338	A	11/1992	Vincent	6,387,105	B1	5/2002	Gifford, III et al.
5,188,609	A	2/1993	Bayless et al.	6,417,750	B1	7/2002	Shon
5,224,494	A	7/1993	Enhorning	6,418,934	B1	7/2002	Chin
5,226,429	A	7/1993	Kuzmak	6,419,696	B1	7/2002	Ortiz et al.
5,246,456	A	9/1993	Wilkinson	6,432,040	B1	8/2002	Meah
5,246,698	A	9/1993	Leshchiner et al.	6,439,539	B1	8/2002	Powell
				6,443,957	B1	9/2002	Addis
				6,443,965	B1	9/2002	Gifford, III et al.
				6,450,173	B1	9/2002	Forsell
				6,450,946	B1	9/2002	Forsell

(56)

References Cited

U.S. PATENT DOCUMENTS

6,451,034 B1	9/2002	Gifford, III et al.	7,311,717 B2	12/2007	Egle
6,453,907 B1	9/2002	Forsell	7,314,443 B2	1/2008	Jordan et al.
6,454,699 B1	9/2002	Forsell	7,314,636 B2	1/2008	Caseres et al.
6,454,700 B1	9/2002	Forsell	7,338,433 B2	3/2008	Coe
6,454,701 B1	9/2002	Forsell	7,340,306 B2	3/2008	Barrett et al.
6,454,785 B2	9/2002	De Hoyos Garza	7,351,198 B2	4/2008	Byrum et al.
6,457,801 B1	10/2002	Fish et al.	7,351,240 B2	4/2008	Hassler, Jr. et al.
6,460,543 B1	10/2002	Forsell	7,364,542 B2	4/2008	Jambor et al.
6,461,293 B1	10/2002	Forsell	7,367,340 B2	5/2008	Nelson et al.
6,463,935 B1	10/2002	Forsell	7,367,937 B2	5/2008	Jambor et al.
6,464,628 B1	10/2002	Forsell	7,374,565 B2	5/2008	Hassler, Jr. et al.
6,470,892 B1	10/2002	Forsell	7,390,294 B2	6/2008	Hassler, Jr.
6,474,584 B2	11/2002	Elkich	7,396,353 B2	7/2008	Lorenzen et al.
6,475,136 B1	11/2002	Forsell	7,416,528 B2	8/2008	Crawford et al.
6,485,496 B1	11/2002	Suyker et al.	7,457,668 B2	11/2008	Cancel et al.
6,491,704 B2	12/2002	Gifford, III et al.	7,481,763 B2	1/2009	Hassler, Jr. et al.
6,491,705 B2	12/2002	Gifford, III et al.	7,500,944 B2	3/2009	Byrum et al.
6,511,490 B2	1/2003	Robert	7,502,649 B2	3/2009	Ben-Haim et al.
6,517,556 B1	2/2003	Monassevitch	7,530,943 B2	5/2009	Lechner
6,527,701 B1	3/2003	Sayet et al.	7,594,885 B2	9/2009	Byrum
6,547,801 B1	4/2003	Dargent et al.	7,599,743 B2	10/2009	Hassler, Jr. et al.
6,565,582 B2	5/2003	Gifford, III et al.	7,599,744 B2	10/2009	Giordano et al.
6,578,239 B2 *	6/2003	Hatch 24/16 PB	7,601,162 B2	10/2009	Hassler, Jr. et al.
6,579,301 B1	6/2003	Bales et al.	7,615,001 B2	11/2009	Jambor et al.
6,601,604 B1	8/2003	Cooper	7,618,365 B2	11/2009	Jambor et al.
6,615,084 B1	9/2003	Cigaina	7,658,196 B2	2/2010	Ferreri et al.
6,627,620 B1	9/2003	Nielsen	7,670,279 B2	3/2010	Gertner
6,630,486 B1	10/2003	Royer	7,699,770 B2	4/2010	Hassler, Jr. et al.
6,632,239 B2	10/2003	Snyder et al.	7,712,470 B2	5/2010	Gertner
6,646,628 B2	11/2003	Shirochi et al.	7,727,141 B2	6/2010	Hassler, Jr. et al.
6,676,674 B1	1/2004	Dudai	7,741,476 B2	6/2010	Lebreton
6,685,668 B1	2/2004	Cho et al.	7,758,493 B2	7/2010	Gingras
6,685,963 B1	2/2004	Taupin et al.	7,763,039 B2	7/2010	Ortiz et al.
6,691,047 B1	2/2004	Fredricks	7,766,815 B2	8/2010	Ortiz
6,715,731 B1	4/2004	Post et al.	7,771,439 B2	8/2010	Griffiths
6,729,600 B2	5/2004	Mattes et al.	7,775,215 B2	8/2010	Hassler, Jr. et al.
6,754,527 B2	6/2004	Stroebel et al.	7,775,966 B2	8/2010	Dlugos et al.
6,767,924 B2	7/2004	Yu et al.	7,775,967 B2	8/2010	Gertner
6,811,136 B2	11/2004	Eberhardt et al.	7,794,386 B2	9/2010	Brooks
6,820,651 B2	11/2004	Seuret et al.	7,811,298 B2	10/2010	Birk
6,834,201 B2	12/2004	Gillies et al.	7,824,422 B2 *	11/2010	Benchetrit 606/157
6,871,090 B1	3/2005	He et al.	7,828,813 B2	11/2010	Mouton
6,889,086 B2	5/2005	Mass et al.	7,832,407 B2	11/2010	Gertner
6,916,326 B2	7/2005	Benchetrit	7,841,978 B2	11/2010	Gertner
6,921,819 B2	7/2005	Piron et al.	7,844,342 B2	11/2010	Dlugos, Jr. et al.
6,924,273 B2	8/2005	Pierce	7,862,502 B2	1/2011	Pool et al.
6,940,467 B2	9/2005	Fisher et al.	7,879,068 B2	2/2011	Dlugos et al.
6,966,875 B1	11/2005	Longobardi	7,951,067 B2	5/2011	Byrum et al.
7,017,583 B2	3/2006	Forsell	2001/0011543 A1	8/2001	Forsell
7,021,147 B1	4/2006	Subramanian et al.	2002/0072780 A1	6/2002	Foley
7,037,344 B2	5/2006	Kagan et al.	2002/0091395 A1	7/2002	Gabbay
7,040,349 B2	5/2006	Moler et al.	2002/0095181 A1	7/2002	Beyar
7,054,690 B2	5/2006	Imran	2002/0098097 A1	7/2002	Singh
7,058,434 B2	6/2006	Wang et al.	2002/0139208 A1	10/2002	Yatskov
7,060,080 B2	6/2006	Bachmann	2002/0183765 A1	12/2002	Adams
7,066,486 B2	6/2006	Lee	2002/0193679 A1	12/2002	Malave et al.
7,118,526 B2	10/2006	Egle	2002/0198548 A1	12/2002	Robert
7,119,062 B1	10/2006	Alvis et al.	2003/0014003 A1	1/2003	Gertner
7,128,750 B1	10/2006	Stergiopulos	2003/0019498 A1	1/2003	Forsell
7,144,400 B2	12/2006	Byrum et al.	2003/0045775 A1	3/2003	Forsell
7,172,607 B2 *	2/2007	Hofle et al. 606/151	2003/0045902 A1	3/2003	Weadock
7,177,693 B2	2/2007	Starkebsum	2003/0060873 A1	3/2003	Gertner et al.
7,191,007 B2	3/2007	Desai et al.	2003/0066536 A1	4/2003	Forsell
7,204,821 B1	4/2007	Clare et al.	2003/0073880 A1	4/2003	Polsky et al.
7,223,239 B2	5/2007	Schulze et al.	2003/0093157 A1	5/2003	Caseres et al.
7,238,191 B2	7/2007	Bachmann	2003/0100910 A1	5/2003	Gifford, III et al.
7,240,607 B2	7/2007	Fish	2003/0120288 A1	6/2003	Benchetrit
7,255,675 B2	8/2007	Gertner et al.	2003/0148995 A1	8/2003	Piron et al.
7,263,405 B2	8/2007	Boveja et al.	2003/0158564 A1	8/2003	Benchetrit
7,282,023 B2	10/2007	Frering	2003/0158569 A1	8/2003	Wazne
7,288,064 B2	10/2007	Boustani et al.	2003/0181890 A1	9/2003	Schulze et al.
7,297,103 B2	11/2007	Jarsaillon et al.	2003/0181917 A1	9/2003	Gertner
7,299,082 B2	11/2007	Feldman et al.	2003/0191433 A1	10/2003	Prentiss
7,310,557 B2	12/2007	Maschino et al.	2003/0208212 A1	11/2003	Cigaina
7,311,716 B2	12/2007	Byrum	2004/0000843 A1	1/2004	East
			2004/0044332 A1	3/2004	Stergiopulos
			2004/0049209 A1 *	3/2004	Benchetrit 606/151
			2004/0059393 A1	3/2004	Policker et al.
			2004/0068847 A1	4/2004	Belisle et al.

(56)

References Cited

U.S. PATENT DOCUMENTS

2004/0106899	A1	6/2004	McMichael et al.	2006/0189889	A1	8/2006	Gertner
2004/0133219	A1	7/2004	Forsell	2006/0194758	A1	8/2006	Lebreton
2004/0147816	A1	7/2004	Policker et al.	2006/0195139	A1	8/2006	Gertner
2004/0148034	A1	7/2004	Kagan et al.	2006/0197412	A1	9/2006	Rasmussen
2004/0153106	A1	8/2004	Dudai	2006/0199997	A1	9/2006	Hassler, Jr. et al.
2004/0162595	A1	8/2004	Foley	2006/0211912	A1	9/2006	Dlugos et al.
2004/0215159	A1	10/2004	Forsell	2006/0211913	A1	9/2006	Dlugos et al.
2004/0230137	A1	11/2004	Mouton	2006/0211914	A1	9/2006	Hassler, Jr. et al.
2004/0254536	A1	12/2004	Conlon et al.	2006/0212051	A1	9/2006	Snyder et al.
2004/0254537	A1	12/2004	Conlon et al.	2006/0212053	A1	9/2006	Gertner
2004/0260319	A1	12/2004	Egle	2006/0235448	A1	10/2006	Roslin et al.
2004/0267288	A1	12/2004	Byrum et al.	2006/0246137	A1	11/2006	Hermitte et al.
2004/0267291	A1	12/2004	Byrum et al.	2006/0247721	A1	11/2006	Maschino et al.
2004/0267292	A1	12/2004	Byrum et al.	2006/0247722	A1	11/2006	Maschino et al.
2004/0267293	A1	12/2004	Byrum et al.	2006/0252982	A1	11/2006	Hassler, Jr.
2004/0267377	A1	12/2004	Egle	2006/0252983	A1	11/2006	Lembo et al.
2005/0002984	A1	1/2005	Byrum et al.	2006/0257488	A1	11/2006	Hubbard
2005/0038484	A1	2/2005	Knudson et al.	2006/0264699	A1	11/2006	Gertner
2005/0038498	A1	2/2005	Dubrow et al.	2006/0276812	A1	12/2006	Hill et al.
2005/0055039	A1	3/2005	Burnett et al.	2006/0293627	A1	12/2006	Byrum et al.
2005/0070934	A1	3/2005	Tanaka et al.	2007/0015954	A1	1/2007	Dlugos
2005/0070937	A1	3/2005	Jambor et al.	2007/0015955	A1	1/2007	Tsonton
2005/0082793	A1	4/2005	Lee	2007/0015956	A1	1/2007	Crawford et al.
2005/0100779	A1	5/2005	Gertner	2007/0016231	A1	1/2007	Jambor et al.
2005/0104457	A1	5/2005	Jordan et al.	2007/0016262	A1	1/2007	Gross et al.
2005/0119672	A1 *	6/2005	Benchetrit	2007/0027356	A1	2/2007	Ortiz
2005/0119674	A1	6/2005	Gingras	2007/0027358	A1	2/2007	Gertner et al.
2005/0131383	A1	6/2005	Chen et al.	2007/0044655	A1	3/2007	Fish
2005/0131485	A1	6/2005	Krudson et al.	2007/0077292	A1	4/2007	Pinsky
2005/0136122	A1	6/2005	Sadozai et al.	2007/0078476	A1	4/2007	Hull, Sr. et al.
2005/0142152	A1	6/2005	Leshchiner et al.	2007/0125826	A1	6/2007	Shelton
2005/0143765	A1	6/2005	Bachmann et al.	2007/0156013	A1	7/2007	Birk
2005/0143766	A1	6/2005	Bachmann et al.	2007/0167672	A1	7/2007	Dlugos et al.
2005/0154274	A1	7/2005	Jarsaillon et al.	2007/0167982	A1	7/2007	Gertner et al.
2005/0171568	A1	8/2005	Duffy	2007/0173685	A1	7/2007	Jambor et al.
2005/0183730	A1	8/2005	Byrum	2007/0173888	A1	7/2007	Gertner et al.
2005/0192531	A1	9/2005	Birk	2007/0179335	A1	8/2007	Gertner et al.
2005/0192601	A1	9/2005	Demarais	2007/0185373	A1	8/2007	Tsonton
2005/0192629	A1	9/2005	Saadat et al.	2007/0185462	A1	8/2007	Byrum
2005/0216042	A1	9/2005	Gertner	2007/0213836	A1	9/2007	Paganon
2005/0227936	A1	10/2005	McSwiggen	2007/0218083	A1	9/2007	Brooks
2005/0228415	A1	10/2005	Gertner	2007/0232848	A1	10/2007	Forsell
2005/0228504	A1	10/2005	Demarais	2007/0232849	A1	10/2007	Gertner
2005/0240155	A1	10/2005	Conlon	2007/0233170	A1	10/2007	Gertner
2005/0240156	A1	10/2005	Conlon	2007/0235083	A1	10/2007	Dlugos
2005/0240279	A1	10/2005	Kagan et al.	2007/0243227	A1	10/2007	Gertner
2005/0244288	A1	11/2005	O'Neil	2007/0250085	A1	10/2007	Bachmann et al.
2005/0250979	A1	11/2005	Coe	2007/0250086	A1	10/2007	Wiley et al.
2005/0251181	A1	11/2005	Bachmann	2007/0255335	A1	11/2007	Herbert et al.
2005/0251182	A1	11/2005	Bachmann	2007/0255336	A1	11/2007	Herbert et al.
2005/0267406	A1	12/2005	Hassler, Jr.	2007/0265598	A1	11/2007	Karasik
2005/0267500	A1	12/2005	Hassler, Jr.	2007/0265645	A1	11/2007	Birk et al.
2005/0267533	A1	12/2005	Gertner	2007/0265646	A1	11/2007	McCoy et al.
2005/0271729	A1	12/2005	Wang	2007/0293716	A1	12/2007	Baker et al.
2005/0277899	A1	12/2005	Conlon et al.	2007/0298005	A1	12/2007	Thibault
2005/0283041	A1	12/2005	Egle	2008/0009680	A1	1/2008	Hassler, Jr.
2005/0288739	A1	12/2005	Hassler, Jr. et al.	2008/0015406	A1	1/2008	Dlugos et al.
2005/0288740	A1	12/2005	Hassler, Jr. et al.	2008/0015501	A1	1/2008	Gertner
2006/0015138	A1	1/2006	Gertner	2008/0027269	A1	1/2008	Gertner
2006/0020298	A1	1/2006	Camilleri et al.	2008/0027469	A1	1/2008	Bachmann
2006/0041183	A1	2/2006	Massen et al.	2008/0071306	A1	3/2008	Gertner
2006/0074439	A1	4/2006	Garner et al.	2008/0097496	A1	4/2008	Chang et al.
2006/0074473	A1	4/2006	Gertner	2008/0108862	A1	5/2008	Jordan et al.
2006/0089571	A1	4/2006	Gertner	2008/0147002	A1	6/2008	Gertner
2006/0122147	A1	6/2006	Wohlrab	2008/0161717	A1	7/2008	Gertner
2006/0142700	A1	6/2006	Sobelman et al.	2008/0161875	A1	7/2008	Stone
2006/0142790	A1	6/2006	Gertner	2008/0167647	A1	7/2008	Gertner
2006/0161139	A1	7/2006	Levine et al.	2008/0167648	A1	7/2008	Gertner
2006/0161186	A1	7/2006	Hassler, Jr. et al.	2008/0172072	A1	7/2008	Pool et al.
2006/0167531	A1	7/2006	Gertner et al.	2008/0188766	A1	8/2008	Gertner
2006/0173238	A1	8/2006	Starkebaum	2008/0195092	A1	8/2008	Kim et al.
2006/0173424	A1	8/2006	Conlon	2008/0208240	A1	8/2008	Paz
2006/0183967	A1	8/2006	Lechner	2008/0221598	A1	9/2008	Dlugos et al.
2006/0189887	A1	8/2006	Hassler, Jr. et al.	2008/0243071	A1	10/2008	Quijano et al.
2006/0189888	A1	8/2006	Hassler, Jr. et al.	2008/0249806	A1	10/2008	Dlugos et al.
				2008/0250340	A1	10/2008	Dlugos et al.
				2008/0250341	A1	10/2008	Dlugos et al.
				2008/0255403	A1	10/2008	Voegelé et al.
				2008/0255414	A1	10/2008	Voegelé et al.

(56)

References Cited

U.S. PATENT DOCUMENTS

2008/0255425 A1 10/2008 Voegelé et al.
 2008/0255459 A1 10/2008 Voegelé et al.
 2008/0255537 A1 10/2008 Voegelé et al.
 2008/0275294 A1 11/2008 Gertner
 2008/0275295 A1 11/2008 Gertner
 2008/0275484 A1 11/2008 Gertner
 2008/0281347 A1 11/2008 Gertner
 2008/0287969 A1 11/2008 Tsonton et al.
 2008/0287974 A1 11/2008 Widenhouse et al.
 2008/0287976 A1 11/2008 Weaner et al.
 2008/0300618 A1 12/2008 Gertner
 2008/0319435 A1 12/2008 Rioux et al.
 2009/0054914 A1 2/2009 Lechner
 2009/0062825 A1 3/2009 Pool et al.
 2009/0062826 A1 3/2009 Steffen
 2009/0082793 A1 3/2009 Birk
 2009/0118572 A1 5/2009 Lechner
 2009/0149874 A1 6/2009 Ortiz et al.
 2009/0157106 A1 6/2009 Marcotte et al.
 2009/0157107 A1 6/2009 Kierath et al.
 2009/0157113 A1 6/2009 Marcotte et al.
 2009/0171375 A1 7/2009 Coe et al.
 2009/0171378 A1 7/2009 Coe et al.
 2009/0171379 A1 7/2009 Coe et al.
 2009/0187202 A1 7/2009 Ortiz et al.
 2009/0192404 A1 7/2009 Ortiz et al.
 2009/0192415 A1 7/2009 Ortiz et al.
 2009/0192533 A1 7/2009 Dlugos, Jr. et al.
 2009/0192534 A1 7/2009 Ortiz et al.
 2009/0192541 A1 7/2009 Ortiz et al.
 2009/0198261 A1 8/2009 Schweikert
 2009/0202387 A1 8/2009 Dlugos, Jr. et al.
 2009/0204131 A1 8/2009 Ortiz et al.
 2009/0204132 A1 8/2009 Ortiz et al.
 2009/0209995 A1 8/2009 Byrum et al.
 2009/0216255 A1 8/2009 Coe et al.
 2009/0220176 A1 9/2009 Fusco
 2009/0222031 A1 9/2009 Axelsson
 2009/0222065 A1 9/2009 Dlugos, Jr. et al.
 2009/0228063 A1 9/2009 Dlugos, Jr. et al.
 2009/0228072 A1 9/2009 Coe et al.
 2009/0270904 A1 10/2009 Birk et al.
 2009/0306462 A1 12/2009 Lechner
 2010/0010291 A1 1/2010 Birk et al.
 2010/0049224 A1 2/2010 Vargas
 2010/0087843 A1 4/2010 Bertolote et al.
 2010/0099945 A1 4/2010 Birk et al.
 2010/0100079 A1 4/2010 Berkcan
 2010/0145378 A1 6/2010 Gertner
 2010/0152532 A1 6/2010 Marcotte
 2010/0168508 A1 7/2010 Gertner
 2010/0185049 A1 7/2010 Birk et al.
 2010/0191265 A1 7/2010 Lau et al.
 2010/0191271 A1 7/2010 Lau et al.
 2010/0204647 A1 8/2010 Gertner
 2010/0204723 A1 8/2010 Gertner
 2010/0217071 A1 8/2010 Ricol
 2010/0226988 A1 9/2010 Lebreton
 2010/0228080 A1 9/2010 Tavori et al.
 2010/0234682 A1 9/2010 Gertner
 2010/0249803 A1 9/2010 Griffiths
 2010/0280310 A1 11/2010 Raven
 2010/0305397 A1 12/2010 Birk et al.
 2010/0312046 A1 12/2010 Lau et al.
 2010/0312147 A1 12/2010 Gertner
 2010/0324358 A1 12/2010 Birk et al.
 2010/0324359 A1 12/2010 Birk
 2011/0201874 A1 8/2011 Birk et al.

FOREIGN PATENT DOCUMENTS

CN 1367670 9/2002
 DE 4225524 2/1994
 DE 10020688 12/2000

EP 0119596 9/1984
 EP 0230747 8/1987
 EP 0416250 3/1991
 EP 0611561 8/1994
 EP 0695558 2/1996
 EP 0876808 11/1998
 EP 1036545 9/2000
 EP 1072282 1/2001
 EP 1105073 6/2001
 EP 1396242 3/2004
 EP 1396243 3/2004
 EP 1491167 12/2004
 EP 1491168 12/2004
 EP 1529502 5/2005
 EP 1547549 6/2005
 EP 1574189 9/2005
 EP 1600183 11/2005
 EP 1602346 12/2005
 EP 1704833 9/2006
 EP 1719480 11/2006
 EP 1736123 12/2006
 EP 1736195 12/2006
 EP 1736202 12/2006
 EP 1743605 A1 1/2007
 EP 1829504 9/2007
 EP 1829505 9/2007
 EP 1829506 9/2007
 EP 1967168 9/2008
 EP 1992315 11/2008
 EP 2074970 7/2009
 EP 2074971 7/2009
 EP 2074972 7/2009
 EP 2095796 9/2009
 EP 2095798 9/2009
 EP 2191796 6/2010
 FR 1566202 5/1969
 FR 2688693 9/1993
 FR 2769491 4/1999
 FR 2783153 3/2000
 FR 2797181 2/2001
 FR 2799118 4/2001
 FR 2823663 10/2002
 FR 2855744 12/2004
 FR 2921822 4/2009
 GB 1174814 12/1969
 GB 2090747 7/1982
 JP 57-171676 10/1982
 JP 1-67309 4/1989
 JP 2-019147 1/1990
 JP 2-132104 11/1990
 JP 3-105702 11/1991
 JP 11-244395 9/1999
 JP 2003-526410 9/2003
 JP 2005-131380 5/2005
 JP 2005-334658 12/2005
 SE 8503144 12/1986
 WO 86/00079 1/1986
 WO 86/00912 2/1986
 WO 89/11701 11/1989
 WO 90/00369 1/1990
 WO 92/20349 11/1992
 WO 94/02517 2/1994
 WO 96/33751 1/1996
 WO 98/35639 8/1998
 WO 98/35640 8/1998
 WO 00/00108 1/2000
 WO 00/01428 1/2000
 WO 00/09047 2/2000
 WO 00/09049 2/2000
 WO 00/15158 3/2000
 WO 00/66196 11/2000
 WO 01/10359 2/2001
 WO 01/12078 2/2001
 WO 01/41671 6/2001
 WO 01/47435 7/2001
 WO 01/47575 7/2001
 WO 01/49245 7/2001
 WO 01/52777 7/2001
 WO 01/68007 9/2001

(56)

References Cited

FOREIGN PATENT DOCUMENTS

WO	WO 01/85071	11/2001
WO	WO 02/05753	1/2002
WO	WO 02/09792	2/2002
WO	WO 02/019953	3/2002
WO	WO 02/26317	4/2002
WO	WO 02/053093	7/2002
WO	WO 02/065948	8/2002
WO	WO 02/096326	12/2002
WO	WO 03/007782	1/2003
WO	WO 03/055420	7/2003
WO	WO 03/057092	7/2003
WO	WO 03/059215	7/2003
WO	WO 03/077191	9/2003
WO	WO 03/101352	12/2003
WO	WO 03/105732	12/2003
WO	WO 2004/014245	2/2004
WO	PCT/US03/26678	3/2004
WO	WO 2004/019671	3/2004
WO	WO 2004/108025	12/2004
WO	WO 2004/112563	12/2004
WO	WO 2005/007232	1/2005
WO	WO 2005/009305	2/2005
WO	WO 2005/067994	7/2005
WO	WO 2005/072195	8/2005
WO	WO 2005/087147	9/2005
WO	WO 2005/094447	10/2005
WO	WO 2005/112888	12/2005
WO	WO 2006/040647	4/2006
WO	WO 2006/049725	5/2006
WO	WO 2006/083885	8/2006
WO	WO 2006/108203	10/2006
WO	WO 2007/067206	6/2007
WO	WO 2007/081304	7/2007
WO	WO 2007/106727	9/2007
WO	WO 2007/114905	10/2007
WO	WO 2007/145638	12/2007
WO	WO 2008/063673	5/2008
WO	WO 2008/134755	11/2008
WO	WO 2009/050709	4/2009
WO	WO 2009/132127	10/2009
WO	WO 2009/136126	11/2009
WO	WO 2010/042493	4/2010

OTHER PUBLICATIONS

Brown et al.; "Symmetrical Pouch Dilation After Laparoscopic Adjustable Gastric Banding: Incidence and Management"; *Obesity Surgery*; V. 18, pp. 1104-1108; 2008.

Ceelen et al.; "Surgical Treatment of Severe Obesity With a Low-Pressure Adjustable Gastric Band: Experimental Data and Clinical Results in 625 Patients"; *Annals of Surgery*; V. 237, No. 1; pp. 10-16; 2003.

Dixon et al.; "Pregnancy After Lap-Band Surgery: Management of the Band to Achieve Healthy Weight Outcomes"; *Obesity Surgery*; V. 11, pp. 59-65; 2001.

Neary et al.; "Peptide YY(3-36) and Glucagon-Like Peptide-1₍₇₋₃₆₎ Inhibit Food Intake Additively"; *Endocrinology*; V. 146; pp. 5120-5127; 2005.

Padidela et al.; "Elevated basal and post-feed glucagon-like peptide 1 (GLP-1) concentrations in the neonatal period"; *European Journal of Endocrinology*; v. 160; pp. 53-58; 2009.

Shi et al.; "Sexually Dimorphic Responses to Fat Loss After Caloric Restriction or Surgical Lipectomy"; *Am. J. Physiol. Endocrinol. Metab.*; V. 293; E316-E326; 2007.

Xanthakos et al.; "Bariatric Surgery for Extreme Adolescent Obesity: Indications, Outcomes, and Physiologic Effects on the Gut-Brain Axis"; *Pathophysiology*; V. 15; pp. 135-146; 2008.

Acuna-Goycolea et al.; "Mechanism of Neuropeptide Y, Peptide YY, and Pancreatic Polypeptide Inhibition of Identified Green Fluorescent Protein-Expressing GABA Neurons in the Hypothalamic Neuroendocrine Arcuate Nucleus"; *The Journal of Neuroscience*; V. 25(32); pp. 7406-7419; Aug. 10, 2005.

Adrian et al.; "Mechanism of Pancreatic Polypeptide Release in Man." *The Lancet*; pp. 161-163; Jan. 22, 1977.

Anson; "Shape Memory Alloys—Medical Applications," *Source: Materials World*, vol. 7, No. 12, pp. 745-747, Dec. 1999.

Asakawa et al.; "Antagonism of Ghrelin Receptor Reduces Food Intake and Body Weight Gain in Mice"; *Gut*; V.52; pp. 947-952; 2003.

Baggio et al. "Biology of Incretins: GLP-1 and GIP"; *Gastroenterology*; V. 132; pp. 2131-2157; 2007.

Ballantyne; "Peptide YY(1-36) and Peptide YY(3-36): Part I. Distribution, Release, and Actions"; *Obesity Surgery*; V.16; pp. 651-658; 2006.

Ballantyne; "Peptide YY(1-36) and Peptide YY(3-36): Part II. Changes after Gastrointestinal Surgery and Bariatric Surgery"; *Obesity Surgery*; V.16; pp. 795-803; 2006.

Berne et al.; "Physiology"; V. 5; pp. 55-57, 210, 428, 540, 554, 579, 584, 591; 2004.

BioEnterics Corporation, an Inamed Company, BioEnterics Intragastric Balloon; Directions for Use Published Document, P/N 94200 Rev: B, pp. 1-56, 2001.

BioEnterics Lap-Band Adjustable Gastric Banding System, Inamed Health, pub., pp. 1-115; Aug. 28, 2003.

Boulant et al.; "Cholecystokinin in Transient Lower Oesophageal Sphincter Relaxation Due to Gastric Distension in Humans"; *Gut*; V. 40; pp. 575-581; 1997.

Bradjewin et al.; "Dose Ranging Study of the Effects of Cholecystokinin in Healthy Volunteers"; *J. Psychiatr. Neurosci.*; V. 16 (2); pp. 91-95; 1991.

Burdyga et al.; "Cholecystokinin Regulates Expression of Y2 Receptors in Vagal Afferent Neurons Serving the Stomach"; *The Journal of Neuroscience*; V. 28; No. 45; pp. 11583-11592; Nov. 5, 2008.

Chaptini et al.; "Neuroendocrine Regulation of Food Intake"; *Current Opinion in Gastroenterology*; V. 24; pp. 223-229; 2008.

Chaudhri; "Can Gut Hormones Control Appetite and Prevent Obesity?" *Diabetes Care*; V. 31; Supp 2; pp. S284-S289; Feb. 2008.

Cohen et al.; "Oxyntomodulin Suppresses Appetite and Reduces Food Intake in Humans"; *J. Clin. Endocrinol. Metab.*; V. 88; No. 10; pp. 4696-4701; 2003.

Corno et al.; "A new implantable device for telemetric control of pulmonary blood flow"; *New ideas*; received Apr. 24, 2004; received in revised form Jul. 12, 2002; 10 pages.

Corno et al.; "FlowWatch™ in clipped and in-clipped position"; *Interact Cardio Vase Thorac Surg* 2002; 1:46-49; Copyright © 2002 the European Association for Cardio-thoracic Surgery; 1 page.

Cummings et al.; "Plasma Ghrelin Levels After Diet-Induced Weight Loss or Gastric Bypass Surgery"; *N. Engl. J. Med.*; V. 346, No. 21; pp. 1623-1630; May 23, 2002.

Cummings; "Gastrointestinal Regulation of Food Intake"; *The Food Journal of Clinical Investigation*; V. 117, N. 1; pp. 13-23; Jan. 2007.

Dakin et al.; "Oxyntomodulin Inhibits Food Intake in the Rat"; *Endocrinology*; V. 142; No. 10; pp. 4244-4250; 2001.

Dakin et al.; "Peripheral Oxyntomodulin Reduces Food Intake and Body Weight gain in Rats"; *Endocrinology*; V. 145; No. 6; pp. 2687-2695; Jun. 2004.

Davison; "Activation of Vagal-Gastric Mechanoreceptors by Cholecystokinin"; *Proc. West. Pharmacol. Soc.*; V. 29; pp. 363-366; 1986.

De Waele et al.; "Endoscopic Volume Adjustment of Intragastric Balloons for Intolerance"; *Obesity Surgery*; V. 11; pp. 223-224; 2001.

De Waele et al.; "Intragastric Balloons for Preoperative Weight Reduction"; *Obesity Surgery*; V. 58; pp. 58-60; 2001.

Desai et al.; "Molecular Weight of Heparin Using ¹³C Nuclear Magnetic Resonance Spectroscopy" *Journal of Pharmaceutical Science*, V. 84, I 2; 1995, Abstract only.

Doldi et al.; "Intragastric Balloon: Another Option for Treatment of Obesity and Morbid Obesity"; *Hepato-Gastroenterology*; V. 51, N. 55; pp. 294-307; Jan.-Feb. 2004.

Doldi et al.; "Treatment of Morbid Obesity with Intragastric Balloon in Association with Diet"; *Obesity Surgery*; V. 10, pp. 583-587; 2000.

Doldi et al.; "Intragastric Balloon in Obese Patients"; *Obesity Surgery*; V. 10, 578-581; 2000.

(56)

References Cited

OTHER PUBLICATIONS

- Ekblad et al.; "Distribution of Pancreatic Peptide and Peptide-YY"; *Peptides*; V. 23; pp. 251-261; 2002.
- El Khoury et al.; "Variation in Postprandial Ghrelin Status Following Ingestion of High-Carbohydrate, High Fat, and High Protein Meals in Males"; *Ann Nutr Metab*; V. 50; pp. 260-269; 2006.
- Galloro et al.; "Preliminary Endoscopic Technical Report of an New Silicone Intra-gastric Balloon in the Treatment of Morbid Obesity"; *Obesity Surgery*; V. 9, pp. 68-71; 1999.
- GinShiCel MH Hydroxy Propyl Methyl Cellulose, Web Page <http://www.ginshicel.cn/MHPC.html>, Nov. 12, 2008.
- Girard; "The incretins: From the concept to their use in the treatment of type 2 diabetes. Part A: Incretins: Concept and physiological functions"; *Diabetes and Metabolism*; V. 34; pp. 550-559; 2008.
- Greenough et al.; "Untangling the Effects of Hunger, Anxiety, and Nausea on Energy Intake During Intravenous Cholecystokinin Octapeptide (CCK-8) Infusion"; *Physiology & Behavior*; V. 65, No. 2; pp. 303-310; 1998.
- Grise et al.; "Peptide YY Inhibits Growth of Human Breast Cancer in Vitro and in Vivo"; *Journal of Surgical Research*; V. 82; pp. 151-155; 1999.
- Grundy; "Signaling the State of the Digestive Tract"; *Autonomic Neuroscience: Basic and Clinical*; V. 125; pp. 76-80; 2006.
- Grundy; "Vagal Control of Gastrointestinal Function"; *Bailliere's Clinical Gastroenterology*; V. 2; No. 1; pp. 23-43; 1988.
- Hallden et al. "Evidence for a Role of the Gut Hormone PYY in the Regulation of Intestinal Fatty Acid Binding Protein Transcripts in Differentiated Subpopulations of Intestinal Epithelial Cell Hybrids"; *Journal of Biological Chemistry*; V. 272 (19); pp. 125916-126000; 1997.
- Hameed et al.; "Gut hormones and appetite control." *Oral Diseases*; V. 15; pp. 18-26; 2009.
- Hassan et al.; "Effects of Adjuvants to Local Anesthetics on Their Duration III Experimental Studies of Hyaluronic Acid" *Abstract Pub Med [Acta Anesthesiol Scand]*; 29 (4): 384-8; 1 page; May 1985.
- Hodson et al.; "Management of Obesity with the New Intra-gastric Balloon"; *Obesity Surgery*; V. 11, pp. 327-329; 2001.
- Holzer; "Gastrointestinal Afferents as Targets of Novel Drugs for the Treatment of Functional Bowel Disorders and Visceral Pain"; *European Journal of Pharmacology*; V. 429; pp. 177-193; 2001.
- Houpt; "Gastrointestinal Factors in Hunger and Satiety." *Neuroscience and Behavioral Reviews*; V. 6; pp. 145-164; 1982.
- Jones; "Molecular, pharmacological, and clinical aspects of liraglutide, a once-daily human GLP-1 analogue"; *Molecular and Cellular Endocrinology*; V. 297; pp. 137-140; 2009.
- Kerem et al.; "Exogenous Ghrelin Enhances Endocrine and Exocrine Regeneration in Pancreatectomized Rats"; *J Gastrointest Surg*; V. 13; pp. 775-783; 2009.
- Kesty et al.; "Hormone-based therapies in the regulation of fuel metabolism and body weight"; *Expert Opin. Biol. Ther.*; V. 8; No. 11; pp. 1733-1747; 2008.
- Kissileff et al.; "Peptides that Regulate Food Intake: Cholecystokinin and Stomach Distension Combine to Reduce Food Intake in Humans"; *Am. J. Physiol. Regul. Integr. Comp. Physiol*; V. 285; pp. 992-998; 2003.
- Kojima et al.; "A role for pancreatic polypeptide in feeding and body weight regulation." *Peptides*; V. 28; pp. 459-463; 2007.
- Kulicke et al. "Visco-Elastic Properties of Sodium Hyaluronate Solutions," *American Institute of Physics*; pp. 585-587; 2008.
- Lap-Band AP System Adjustable Gastric Banding System With Omniform™ Design: Directions for Use (DFU); Allergan, 16 pages; 2009.
- Le Roux et al.; "Gut Hormone Profiles Following Bariatric Surgery Favor an Anorectic State, Facilitate Weight Loss, and Improve Metabolic Parameters"; *Ann. Surg*; V. 243; No. 1; pp. 108-114; Jan. 2006.
- Liu et al.; "Adjuvant Hormonal Treatment With Peptide YY or Its Analog Decreases Human Pancreatic Carcinoma Growth"; *The American Journal of Surgery*; V. 171; pp. 192-196; Jan. 1996.
- Mathus-Vliegen et al. "Intra-gastric Balloons for Morbid Obesity: Results, Patient Tolerance and Balloon Life Span"; *Br. J. Surg.*; V. 77, No. 7, pp. 76-79; Jan. 1990.
- Mathus-Vliegen et al. "Treating Morbid and Supermorbid Obesity" *International Journal of Gastroenterology*; V. 5, No. 1, pp. 9-12; 2000.
- Medeiros et al.; "Processing and metabolism of Peptide-YY: Pivotal roles of Dipeptidase-IV, Aminopeptidase-P, and Endopeptidase-24.11"; *Endocrinology*; V. 134, No. 5; pp. 2088-2094; 1994.
- Naslund et al. "Pranidal subcutaneous injections of glucagon-like peptide-1 cause weight loss in obese human subjects"; *British Journal of Nutrition*; V. 91; pp. 439-446; 2004.
- Potier et al.; "Protein, amino acids, and the control of food intake"; *Current Opinion in Clinical Nutrition and Metabolic Care*; V. 12; pp. 54-58; 2009.
- Qian et al.; "Pulmonary delivery of a GLP-1 receptor agonist, BMS-686117"; *International Journal of Pharmaceutics*; V. 366; pp. 218-220; 2008.
- Rang et al.; "Pharmacology"; V. 5; pp. 203, 397, 402, 524; 2004.
- Raybould et al.; "Integration of Postprandial Gastrointestinal Tract: Role of CCK and Sensory Pathways"; *Annals of New York Academy of Science*; pp. 143-156; 1994.
- Renshaw et al. "Peptide YY: A Potential Therapy for Obesity"; *Current Drug Targets*; V. 6; pp. 171-179; 2005.
- Sannino et al.; "Crosslinking of Cellulose Derivatives and Hyaluronic Acid with Water-Soluble Carbodiimide" *Polymer* 46; pp. 11206-11212; 2005.
- Shechter et al.; "Reversible PEGylation of peptide YY3-36 prolongs its inhibition of food intake in mice"; *FEBS Letters*; V. 579; pp. 2439-2444; 2005.
- Silver et al.; "Physical Properties of Hyaluronic Acid and Hydroxypropylmethylcellulose in Solution: Evaluation of Coating Ability" *Journal of Applied Biomaterials*, V. 5; pp. 89-98, 1994.
- Small et al.; "Gut hormones and the control of appetite"; *TRENDS in Endocrinology and Metabolism*; V. 15. No. 6; pp. 259-263; Aug. 2004.
- Stanley et al.; "Gastrointestinal Satiety Signals III. Glucagon-like Peptide 1, oxyntomodulin, peptide YY, and pancreatic polypeptide"; *Am. J. Physiol. Gastrointest Liver Physiol*; V. 286; pp. 693-697; 2004.
- Tezel; "The Science of Hyaluronic Acid Dermal Fillers," *Journal of Cosmetic and Laser Therapy* (2008) 10: pp. 35-42.
- Tolhurst et al.; "Nutritional regulation of glucagon-like peptide secretion"; *J. Physiol.*; V. 587, No. 1; pp. 27-32; 2009.
- Totte et al.; "Weight Reduction by Means of Intra-gastric Device: Experience with the BioEnterics Intra-gastric Balloon"; *Obesity Surgery*; V. 11, pp. 519-523; 2001.
- Tough et al.; "Y₄ Receptors Mediate the Inhibitory Responses of Pancreatic Polypeptide in Human and Mouse Colon Mucosa"; *The Journal of Pharmacology and Experimental Therapeutics*; V. 319, No. 1; pp. 20-30; 2006.
- Tseng et al.; "Peptide YY and cancer: Current findings and potential clinical applications"; *Peptides*; V. 23; pp. 389-395; 2002.
- Valassi et al.; "Neuroendocrine control of food intake"; *Nut. Metab. & Cardiovasc. Disease*; V. 18; pp. 158-168; 2008.
- Van Der Lely et al.; "Biological, Physiological, Pathophysiological Aspects of Ghrelin"; *Endocrine Reviews*; V. 25, No. 3; pp. 426-457; 2004.
- Verdich et al. "A Meta-Analysis of the Effect of Glucagon-Like-Peptide-1 (7-36) Amide on ad Libitum Energy Intake in Humans"; *J. Clin. Endocrinol Metab*. V. 86; pp. 4382-4389; Sep. 2001.
- Wahlen et al.; "The BioEnterics Intra-gastric Balloon (BIB): How to Use It"; *Obesity Surgery*; V. 11; pp. 524-527; 2001.
- Wang et al.; "Plasma Ghrelin Modulation in Gastric Band Operation and Sleeve Gastrectomy"; *Obes. Surg.*; pp. 357-362; 2008.
- Weiner et al.; "Preparation of Extremely Obese Patients for Laparoscopic Gastric Banding by Gastric Balloon Therapy"; *Obesity Surgery*; V. 9, pp. 261-264, 1999.
- Wynne et al.; "Subcutaneous Oxyntomodulin Reduces Body Weight in Overweight and Obese Subjects: A Double-Blind Randomized, Controlled Trial"; *Diabetes*; V. 54; pp. 2390-2395; 2005.
- Yuzuriha et al.; "Gastrointestinal Hormones (anorexigenic peptide YY and orexigenic ghrelin) influence neural tube development"; *FASEB J.*; V. 21; pp. 2108-2112; 2007.

* cited by examiner

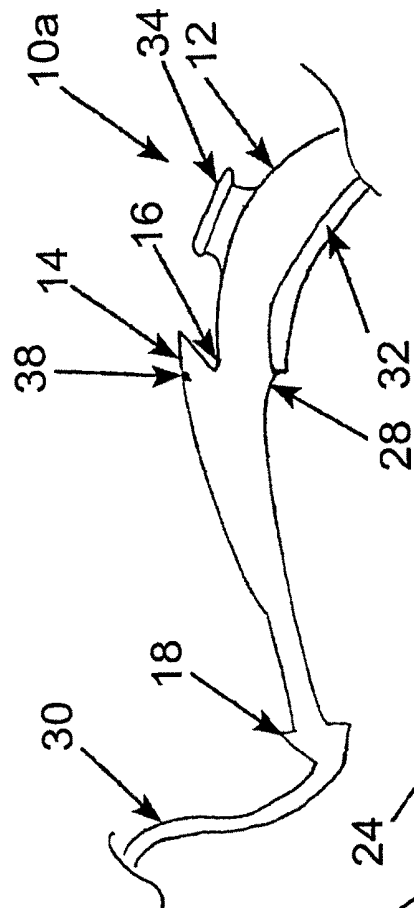


FIG. 1

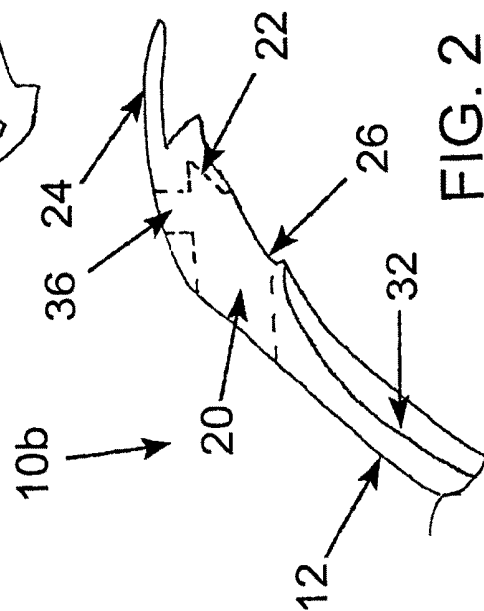


FIG. 2

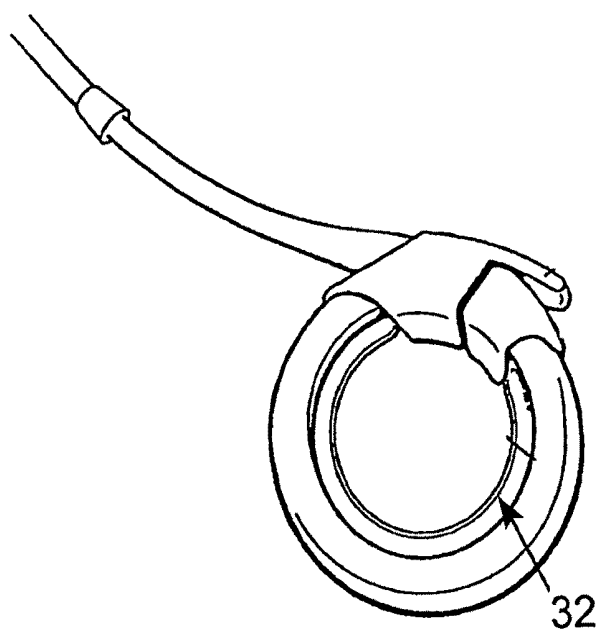


FIG. 3

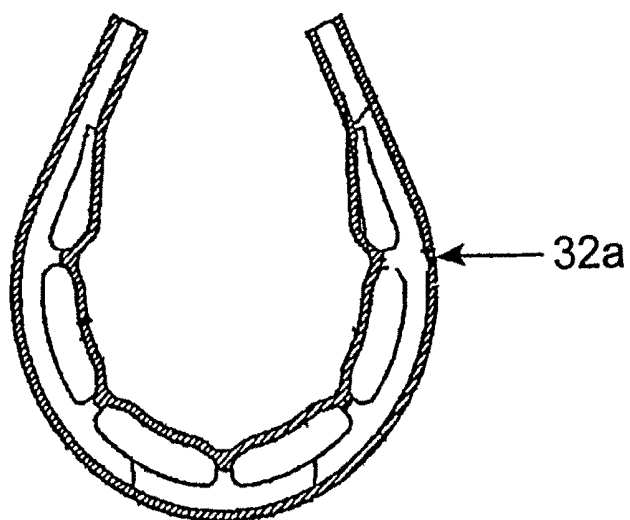


FIG. 4

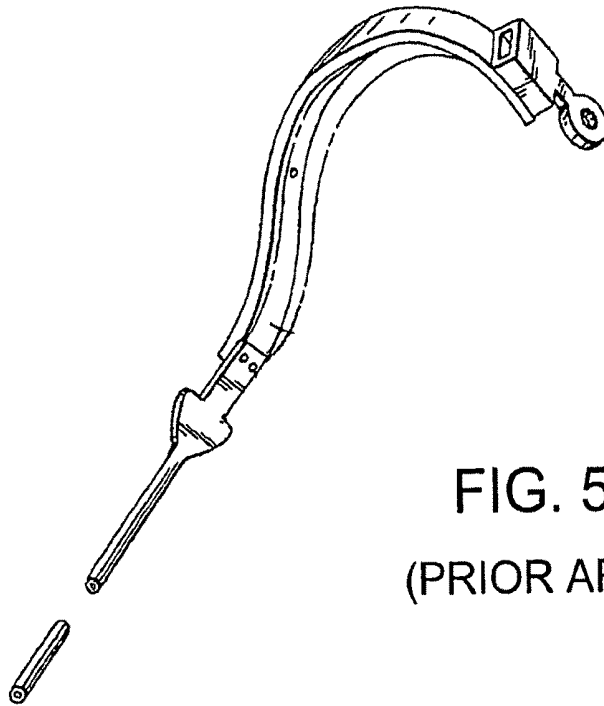


FIG. 5
(PRIOR ART)

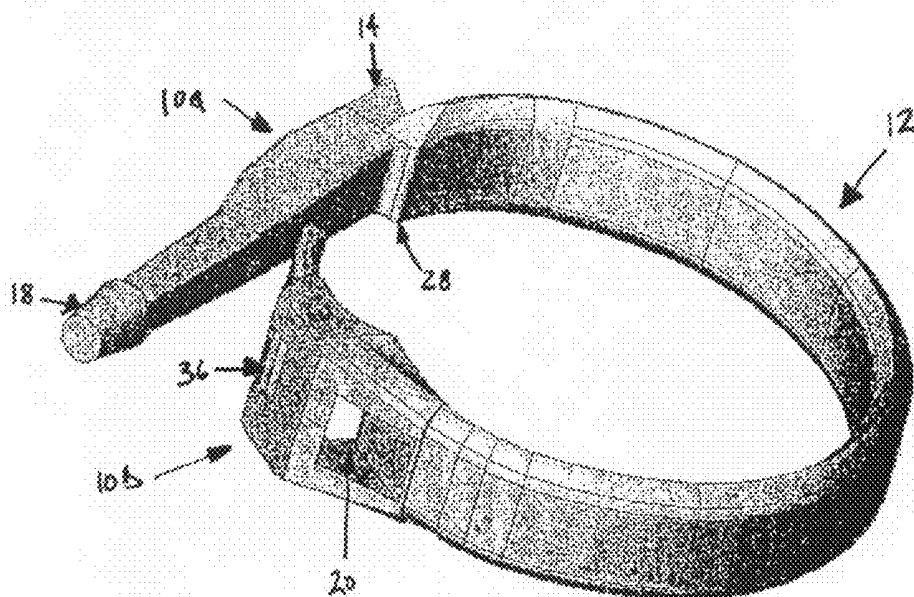


FIG. 6

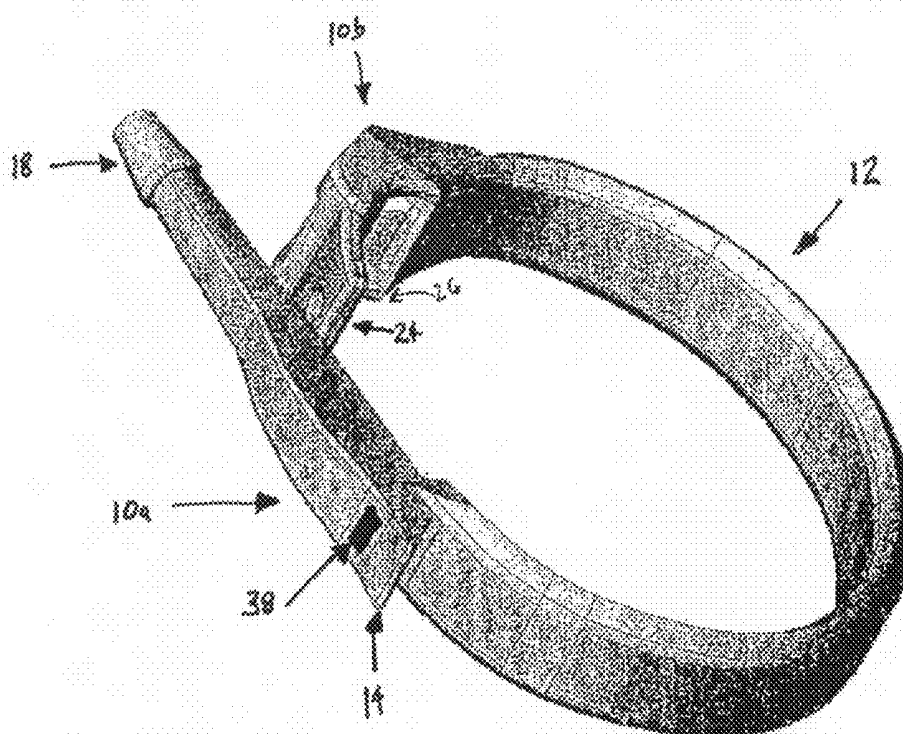


FIG. 7

1

RELEASABLY-SECURABLE ONE-PIECE ADJUSTABLE GASTRIC BAND

BACKGROUND OF THE INVENTION

1. Field of the Invention

The present invention relates generally to surgically implanted gastric bands for encircling the stomach having a releasable securing appendage. A method for treating morbid obesity utilizing a releasably-securable gastric banding device is also disclosed.

2. Description of the Related Art

A belt-like gastric band for encircling the stomach to control morbid obesity is disclosed by Vincent in U.S. Pat. No. 5,601,604, incorporated herein by reference. The band comprises a belt that can be passed around the stomach and locked into an encircling position in order to create a stoma opening within the stomach. An adjustable portion of the band comprises an inflatable member, which permits fine adjustment of the stoma opening after the stoma is created by locking the band in place. The stoma opening may be adjusted by adding or withdrawing a fluid into or from an inflatable member. The means for injecting the fluid into the inflatable member usually comprises a fill port located beneath the skin that can be accessed extracorporeally by transdermal injection. Thus, following implantation, the gastric band can be adjusted to enlarge or reduce the stoma as required.

The gastric band is implanted surgically, via laparoscopy or laparotomy, and may involve placement of a calibrating apparatus in the stomach to position the stoma and size the pouch created above the stoma. The gastric band is imbricated in position about the stomach to prevent slippage, usually by gastro-gastric sutures (i.e. tissue is wrapped over the band and sutured to itself).

As disclosed by Vincent, the inflatable member or shell is preferably substantially coextensive with an inner stomach-facing surface of the gastric band. Furthermore, it has been observed that the inflatable member should not wrinkle or fold when adjusted, so as to present a substantially smooth contour along the inner circumference. This ensures not only that stomach tissue will not be pinched by the inflatable member, which could lead to discomfort or necrosis, but also protects the shell from a phenomenon known as crease fold failure, which may occur if it is inflated beyond its intended range of adjustment or if the shell is not formed in a toroidal or circular shape.

In use, it has been observed that current gastric bands cannot be easily released once they are locked in place around the stomach to form the stoma. This can be a significant setback for a surgeon attempting to move a gastric band after implantation. In particular, a patient's physiology or change in physiology may necessitate moving the band after initial placement. Other factors that could require moving or releasing the band include a patient's inability to control food intake.

In instances where the band has slid out of place, is improperly placed, or where changes in patient physiology require movement of the band, the currently known gastric bands do not provide for releasing the locking means that hold the band securely around a patient's stomach. While some devices may ultimately be releasable, such devices typically require exertion of considerable force, which can cause damage to or failure of the band. Further, when manipulating the band laparoscopically, the amount of force that can be applied during such a procedure is very limited.

One gastric banding device that appears to have some ability to be locked and unlocked has been marketed under the

2

name HELIOGAST®. The Heliogast band is an inflatable gastric band having an inflatable locking means attached to the tail and which is inserted into a loop attached to the head of the band. After implantation, the band must be inflated to lock the band in place. In theory, this band could be re-opened after placement to allow a medical professional to reposition the band. However, it suffers from the drawback that it must be inflated to lock into position and therefore it must be deflated before being opened and moved. The requirement that the band must be inflated to lock also limits the range of the stoma opening that can be achieved by such a band, as the band must necessarily have a certain amount of liquid pressure inside the band in order to lock. Consequently, the range of adjustment of the Heliogast band is limited in comparison with the band of the present invention, which can be locked regardless of its inflation level. In addition the band can be opened by application of a smaller force than those of the prior art. The smaller force's ability to overcome the locking mechanism increases the possibility of the band unlocking accidentally, such as during vomiting by the patient.

Accordingly, there is a need for a releasable gastric band that can be releasably locked in place around a patient's stomach, released or unlocked to reposition the gastric band on the patient's stomach (or remove the band altogether), and then secured in place again around the patient's stomach. There is further a need for a releasably-securable gastric band that does not require deflation before being released, and which may be locked in place without subsequent inflation of the locking means. Additionally, there is a need for a gastric band that resists being unlocked by normal physiological forces.

There is also a need for an adjustable gastric band with increased ease of use when compared to those currently on the international market, specifically a gastric band that has high tensile force resistance along the band, while being able to be opened with reduced force.

Various other objects, advantages and features of the present invention will become readily apparent from the ensuing description and the novel features will be particularly pointed out in the appended claims.

SUMMARY OF THE INVENTION

The present invention is directed to a releasably-securable inflatable gastric band having a tail end and a head end for receiving the tail end. The gastric band also includes a releasable locking means that releasably secures the head and tail ends together. The tail end may include a tooth and the head end may include a notch for engaging the tooth. Upon insertion of the tail end into the head end, the tooth mates with the notch and releasably locks the tail end in the head end. The releasably-securable gastric band may also include a release tab. When force is applied to the release tab in a direction perpendicular to a central axis of the gastric band, the release tab acts on the tooth and the tooth is moved from the notch. This movement of the tooth from the notch allows the gastric band to open.

The various features of novelty that characterize the invention are pointed out in particularity in the claims annexed to and forming a part of this disclosure. For a better understanding of the invention, its operating advantages and specific objects attained by its uses, reference is made to the accompanying descriptive matter in which preferred embodiments of the invention are illustrated.

BRIEF DESCRIPTION OF THE DRAWINGS

FIG. 1 is a side view of a tail end of a gastric band according to the present invention;

3

FIG. 2 is a side view of a head end of a gastric band according to the present invention;

FIG. 3 depicts a gastric band according to the present invention having a smooth inflatable member;

FIG. 4 depicts a fatigue resistant inflatable member of a gastric band;

FIG. 5 depicts a prior art gastric band according to U.S. Pat. No. 5,601,604 to Vincent;

FIG. 6 is a perspective view of a gastric band according to the present invention showing the head end in the foreground; and

FIG. 7 is a perspective view of a gastric band according to the present invention showing the tail end in the foreground.

DETAILED DESCRIPTION

The present invention is directed to a laparoscopic implantable adjustable gastric band designed to be opened or released laparoscopically in order to facilitate repositioning or removal when necessary. Once locked in position, previously known laparoscopic gastric bands, such as the LAP-BAND®, can only be opened with difficulty and at the risk of damaging the components due to the force required. While particularly suited to laparoscopic implantation, release and/or removal, the gastric band of the present invention is also suitable for standard laparotomy procedures.

Turning now to FIGS. 1 and 7, there is shown a tail end 10a of a releasably-securable gastric band 12. In FIGS. 2 and 6, the head end 10b of gastric band 12 is depicted. The tail end 10a comprises a elongated tip 18, which may incorporate an inflation tube 30, and a sloped tooth 14. Inflation tube 30 has a lumen therethrough to allow fluid to be added to or removed from the an inflatable portion of the band 32 to hydraulically adjust the diameter of the band when it is in an encircling position about the stomach or desired organ. As is well known in the art, a stoma of desired size may be by created by adjusting the diameter of the gastric band. The adjustment may be carried out hydraulically or mechanically. In a hydraulically-adjustable gastric band, inflation tube 30 need not be incorporated into tail end 10a. Instead, it may be incorporated at head end 10b or at any point in between. Alternatively, gastric band 12 may be adjusted through a variety of known mechanical means. Whether hydraulic or mechanical, gastric band 12 is preferably adjusted via remote control from outside the body. Such remote adjustable restriction devices may be active devices, i.e. powered by implantable sources of energy such as batteries, capacitors, etc. or passive devices powered from outside the body by energy transferred through radio frequency, induction, electromagnetic energy, etc.

Turning back to the releasably locking features of the present invention, tooth 14 is defined on one side by a notch 16, and may include a visual indicator 38, which will be discussed below in conjunction with the head end 10b. Also shown in FIG. 1 is the adjustable portion of the band 32. Formed on the head end 10a of the gastric band 12 is a gripping land 34, which allows the surgeon or other medical professional to grip the gastric band 12 without fear of damaging the fluid bearing portions of the band. The gripping land 34 is especially helpful when releasing a previously locked gastric band.

The head end 10b, as shown in FIG. 2, includes a buckle 20 that receives and locks the tail end 10a to form the band in an encircling position about the stomach. The buckle 20 has an aperture, or opening, that allows a part of the tail end 10a to be drawn through the buckle 20. The buckle 20 includes a notch 22 for receiving the tooth 14 of the tail end 10a. The head end

4

10b further comprises a release tab 24. Another aspect of the head end 10b is the indicator window 36, which allows the surgeon or other medical professional to view the indicator 38 portion of the tail end 10a, preferably enhanced by a contrasting color or texture, when inserted into the head end 10b to provide positive visual and/or tactile indication that the gastric band had been releasably locked in position.

In practice, the gastric band is implanted around the stomach of the patient using now-standard laparoscopic or laparotomic procedures well known by those of skill in the gastric banding art. Once the gastric band 12 encircles the stomach and is positioned in the desired location along the length of the stomach, the tail end 10a is inserted into the buckle 20 of the head end 10b. A closure tool, such as that described in U.S. Pat. No. 5,658,298 to Vincent and Coe, the disclosure of which is incorporated herein by reference, may be used to secure the tail and head ends, 10a and 10b respectively, together. For example, the tail end 10a is drawn through the buckle 20 until the tooth 14 and the notch 22 engage or interlock and prevent the gastric band 12 from opening. When the two ends of the gastric band are properly locked together, the indicator 38 on the tail end 10a is visible through window 36 on the head end 10b. The buckle 20 of the head end 10b encircles, or surrounds, the tail end 10a. The part of the tail end 10a that is drawn through and exits the buckle 20 may be identified as a first part of the tail end 10a, and the part of the tail end 10a remaining within the buckle 20 when the gastric band 12 is releasably secured may be identified as a second part of the tail end 10a.

Further elements of the gastric band 12 are the mating recesses 26 and 28 of the head and tail ends 10a and 10b respectively. These recesses, which are substantially the negative image of one another, butt together and prevent the overlap of the two ends of the inner stomach-facing surface 32 of the gastric band when the band is in its closed position. The recesses 26 and 28 are formed on the head and tail ends respectively to ensure a substantially smooth continuous surface contacts the patient's stomach.

The releasably-securable gastric band according to the present invention requires a two-step procedure to release its locking head and tail ends. First the interlocking tooth 14 and notch 20 are disengaged by pulling on the release tab 24 in a direction substantially perpendicular to a central axis of the now-closed gastric band 12. To assist in pulling on the release tab 24, the surgeon or other medical professional may also grasp the gripping land 34 with a second medical instrument. Doing so helps hold the gastric band 12 in place so that force can be efficiently applied to the release tab 24. Next, the tail 10a may be removed from the head end 10b if the band is to be removed or loosened sufficiently to allow the gastric band 12 to be repositioned along the length of the patient's stomach.

Through the use of a slightly elongated head end 10b, as compared to the LAP-BAND® of the prior art and U.S. Pat. No. 5,601,604, pulling on the release tab 24 causes a translational force toward the central axis of the gastric band 12, thereby unlocking and releasing the head and tail ends of the gastric band 12 of the present invention to permit repositioning or removal of the gastric band 12 without fear of damaging the gastric band. Both the fit of the tooth 14 and recess 20, and the elasticity of the materials from which the gastric band are made can be optimized to ensure a sufficiently secure closure of the gastric band that requires relatively little force on the release tab 24 to open.

Naturally, geometries other than the tooth 14 and notch 22 may be used to achieve the ability to releasably secure the band in accordance with the present invention. One such

5

geometry includes multiple smaller interlocking elements. Further, the locking elements could be shaped for a "pop-fit" to provide tactile indication that the band is secured in place or if greater resistance to disengagement is desired.

The present invention may be used in conjunction with a substantially smooth adjustable member **32**, as shown in FIG. **3**, and known in the art. Alternatively, the present invention may be used in conjunction with a newer fatigue-resistant inflatable member **32a**, as shown in FIG. **4**. A fatigue resistant band is described in detail in PCT/US03/26678 and is incorporated herein by reference. As described therein, the fatigue resistant inflatable portion **32a** is multi-chambered and resistant to wrinkling or folding over its range of adjustment. Like the adjustable portion **32** shown in FIG. **3**, the fatigue resistant inflatable portion **32a** presents a substantially smooth contour along the inner circumference to promote the comfort of the wearer and avoid pinching of the stomach that can lead to necrosis. The fatigue resistant inflatable member is shown in cross-section in FIG. **4** separate from a complete gastric band to better illustrate its novel features. As with previous bands, a gastric band comprising a fatigue resistant inflatable portion **32a** can be preformed in a circle, can be locked in place by the surgeon or medical professional, and in one preferred embodiment is inflated via an inflation lumen running through the tail end **10a** of the gastric band.

Gastric bands according to the present invention may be constructed in sequential molding steps, resulting in a fully automated assembly and a high degree of precision. Further, the materials from which the gastric band may be made include silicone and other materials known to those of skill in the art as compatible for implantation within the body.

It will thus be seen that the objects set forth above, among those made apparent from the preceding description, are efficiently attained and, because certain changes may be made in carrying out the above method and in the construction(s) set forth without departing from the spirit and scope of the invention, it is intended that all matter contained in the above description and shown in the accompanying drawings shall be interpreted as illustrative and not in a limiting sense.

What is claim is:

1. A releasably-securable adjustable gastric band for the treatment of obesity suitable for laparoscopic placement around the stomach of a patient, and suitable for laparoscopic removal from said stomach, comprising:

an inflatable portion;

a tail end connected to the inflatable portion;

a head end, connected to the inflatable portion, having an aperture structured to allow a first part of said tail end to be drawn through said aperture to position a second part of said tail end within said head end such that said head end encircles said second part of said tail end;

a releasable locking means including a tooth and a notch structured to engage said tooth to releasably secure said head end to said tail end when said first part of said tail end is drawn through said aperture, to thereby releasably secure said releasably-securable adjustable gastric band in an encircling position around said patient's stomach; a visual securing indicator of a contrasting color or texture;

6

a window through which the visual securing indicator is visible to provide positive visual indication when said head end and said tail end are releasably secured together; and

a release tab positioned on said head end and structured to allow said releasable locking means to release said tail end from said head end when a force is applied to said release tab.

2. The releasably-securable gastric band of claim 1, wherein said tooth is formed on a portion of said tail end.

3. The releasably-securable gastric band of claim 2, wherein said notch is in said head end.

4. The releasably-securable gastric band of claim 1, wherein application of said force to said release tab in a direction substantially perpendicular to a central axis of said releasably-securable adjustable gastric band allows said tooth to disengage from said notch so as to allow the release of said tail end from said head end.

5. The releasably-securable gastric band of claim 1, further comprising a tactile securing indicator.

6. The releasably-securable gastric band of claim 1, wherein said releasably-securable adjustable gastric band is adjustable via hydraulic inflation.

7. The releasably-securable gastric band of claim 6, further comprising an inflation tube.

8. The releasably-securable gastric band of claim 7, wherein said tail end comprises said inflation tube.

9. The releasably-securable gastric band of claim 7, wherein said head end comprises said inflation tube.

10. The releasably-securable gastric band of claim 1, wherein said releasably-securable adjustable gastric band is mechanically adjustable.

11. The releasably-securable gastric band of claim 1, wherein said releasably-securable adjustable gastric band is remotely adjustable.

12. The releasably-securable gastric band of claim 1, wherein application of said force to said release tab lifts said notch over said tooth to allow the release of said tail end from said head end.

13. The releasably-securable gastric band of claim 1, wherein an inflation tube comprises said second part of said tail end.

14. The releasably-securable gastric band of claim 1, wherein the position of the visual indicator corresponds to the position of only one tooth.

15. The releasably-securable gastric band of claim 14, wherein said releasably-securable adjustable gastric band is releasably locked in place when said visual securing indicator appears in said window following insertion of said tail end into said head end.

16. The releasably-securable gastric band of claim 1, wherein the appearance of the visual indicator through the window corresponds to only the position of the notch engaged relative to the tooth.

17. The releasably-securable gastric band of claim 1, wherein the release tab is constructed to release the tail end from the head end when the force is applied in a direction substantially perpendicular to a central axis of the gastric band.

* * * * *

专利名称(译)	可释放地固定的一体式可调节胃带		
公开(公告)号	US8900117	公开(公告)日	2014-12-02
申请号	US10/587099	申请日	2005-01-21
[标]申请(专利权)人(译)	阿勒根公司		
申请(专利权)人(译)	ALLERGAN , INC.		
当前申请(专利权)人(译)	APOLLO ENDOSURGERY INC.		
[标]发明人	BIRK JANEL A		
发明人	BIRK, JANEL A.		
IPC分类号	A61F5/00 A61F2/00 A61B17/08 A61B17/132 A61B17/10 A61B17/135		
CPC分类号	A61F5/0056 A61F5/003 A61B17/1327 A61F5/0066 A61B17/135		
优先权	60/538595 2004-01-23 US		
其他公开文献	US20090082793A1		
外部链接	Espacenet USPTO		

摘要(译)

可释放地固定的胃束带 (12) 具有尾端 (10) 和头端 (10 10) 的 b 。胃束带 (12) 还包括可释放的锁定装置 (20) , 其可释放地固定头部 (10 >) 和尾端 (10) 在一起。尾端 (10) 可包括牙齿 (14) 和头端 (10 > b) 可以包括用于啮合牙齿的凹口 (22) (14) 。将尾端 (10 a) 插入头端 (10) 后, 牙齿 (14) 与缺口配合 (22) 并可释放地锁定头部的尾端 (10) 结束 (10 b) 。可释放地固定的胃束带 (12) 包括释放片 (24) 。当力沿垂直于胃束带中心轴 (12) 的方向施加在释放片 (24) 上时, 牙齿 (14) 从凹口脱离 (22) 以允许胃束带 (12) 释放。

