



US 20040250820A1

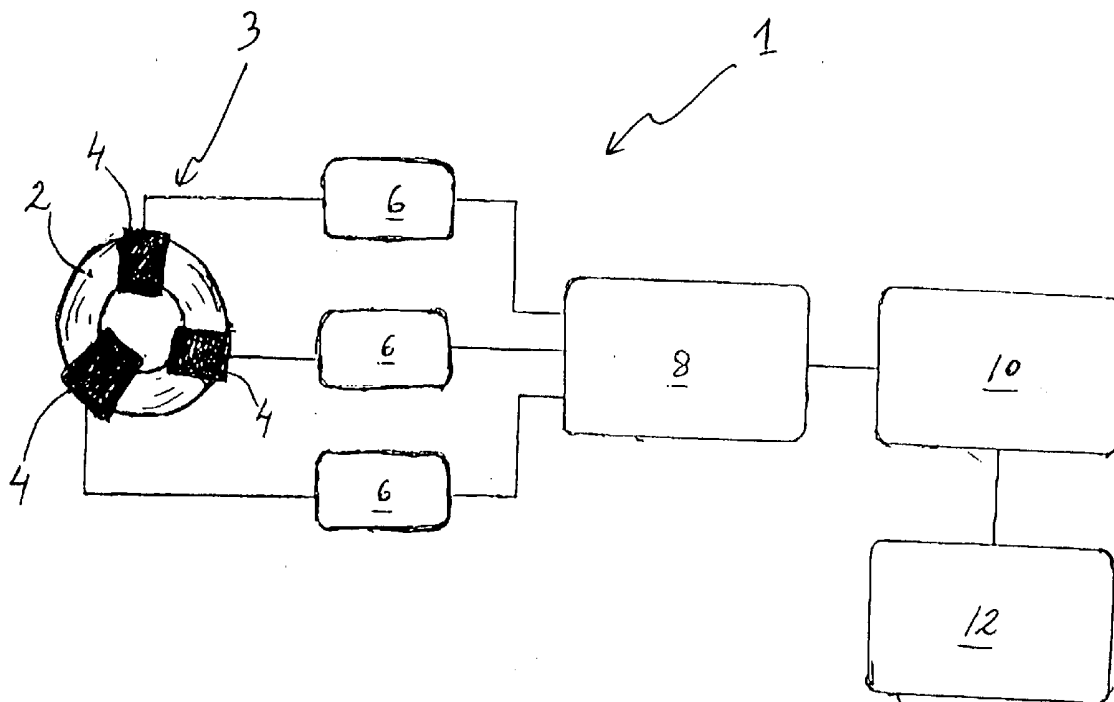
(19) **United States**(12) **Patent Application Publication** (10) **Pub. No.: US 2004/0250820 A1**
Forsell (43) **Pub. Date: Dec. 16, 2004**(54) **DETECTION OF IMPLANTED WIRELESS ENERGY RECEIVING DEVICE**(75) Inventor: **Peter Forsell, Zug (CH)**Correspondence Address:
NIXON & VANDERHYE, PC
1100 N GLEBE ROAD
8TH FLOOR
ARLINGTON, VA 22201-4714 (US)(73) Assignee: **Potencia Medical AG, Baar (CH)**(21) Appl. No.: **10/868,343**(22) Filed: **Jun. 16, 2004****Related U.S. Application Data**

(63) Continuation of application No. 10/253,897, filed on Sep. 25, 2002, now abandoned.

Publication Classification(51) **Int. Cl.⁷ A61B 19/00**(52) **U.S. Cl. 128/899**(57) **ABSTRACT**

An apparatus is disclosed for detecting a wireless energy receiving device subcutaneously implanted in a patient's

body to enable accurate positioning of a wireless energy transmission device outside the patient's body relative to the energy receiving device. Also disclosed is a method for detecting the wireless energy receiving device whereby an energy transmission device can be positioned to efficiently transmit wireless energy to the implanted energy receiving device. The apparatus includes a magnetic device that is subcutaneously implanted in the patient adjacent to the energy receiving device to emit a local magnetic field through the patient's skin adjacent to the energy receiving device. A magnetic detector movable externally along the patient's body is capable of detecting the local magnetic field emitted by the magnetic device. This allows the energy transmission device to be located for the efficient transmission of wireless energy to the implanted energy receiving device. Alternatively, the apparatus can include a magnetic detector subcutaneously implanted in the patient at the energy receiving device and an exterior magnetic device movable along the patient's skin to emit a magnetic field that is detected by the implanted magnetic detector. Preferably, the magnetic detector includes a semiconductor circuit that is comprised of at least one Hall element. The magnetic device may be a solenoid or a permanent magnet. The energy receiving device can be used to control a restriction device implant designed for treating reflux disease, urinary incontinence, impotence, anal incontinence or obesity.



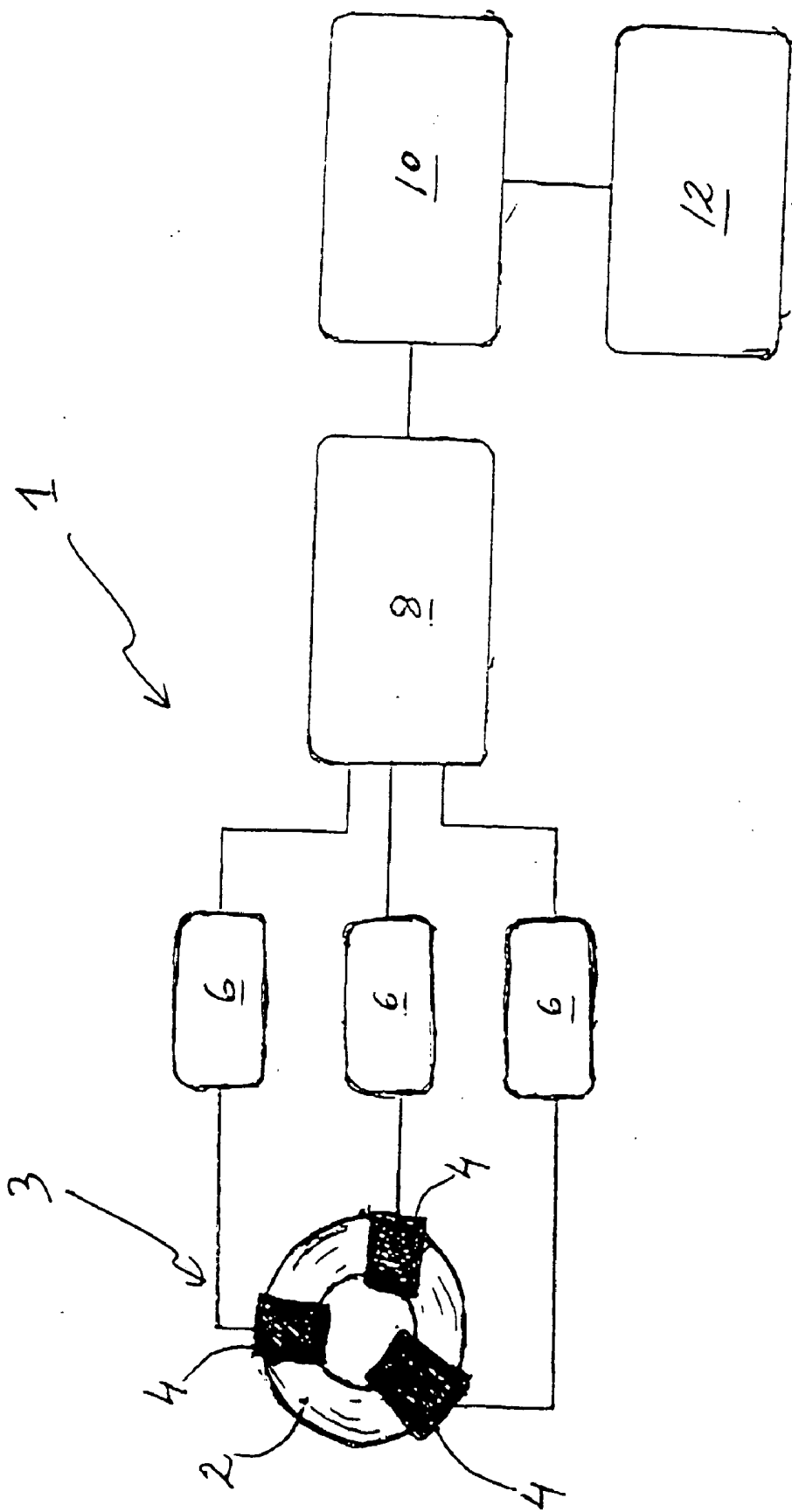


FIG. 1

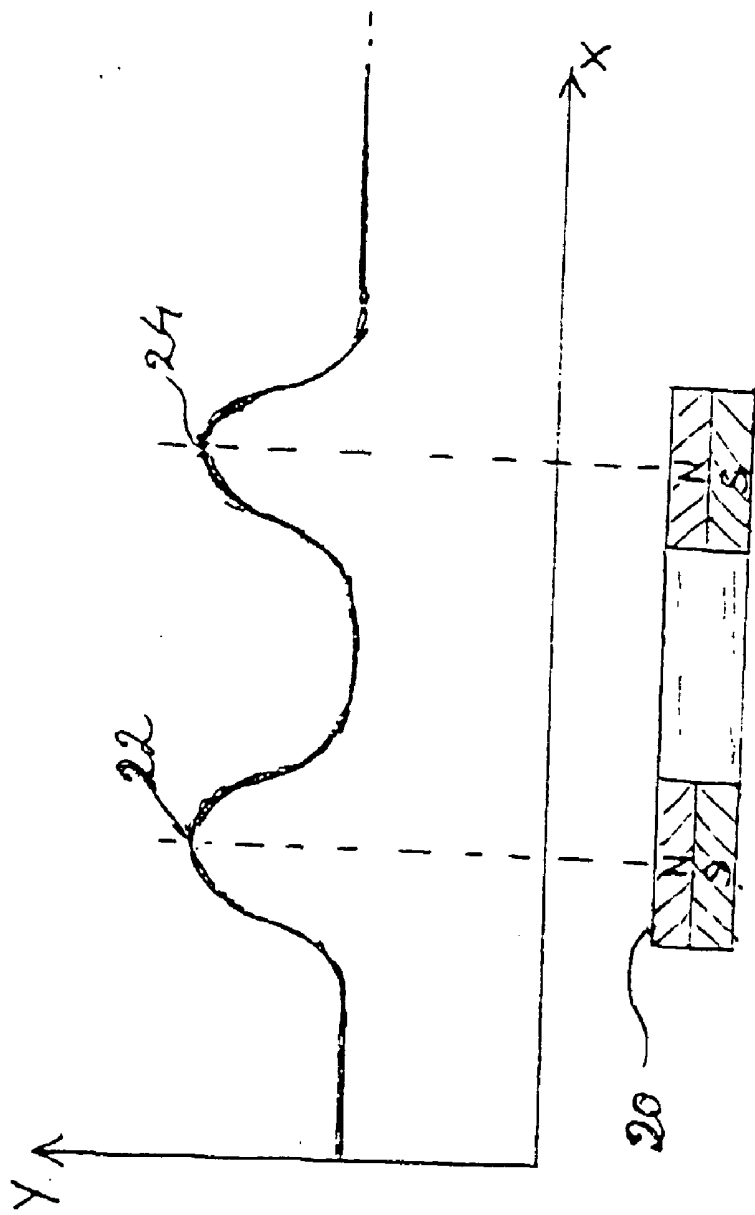
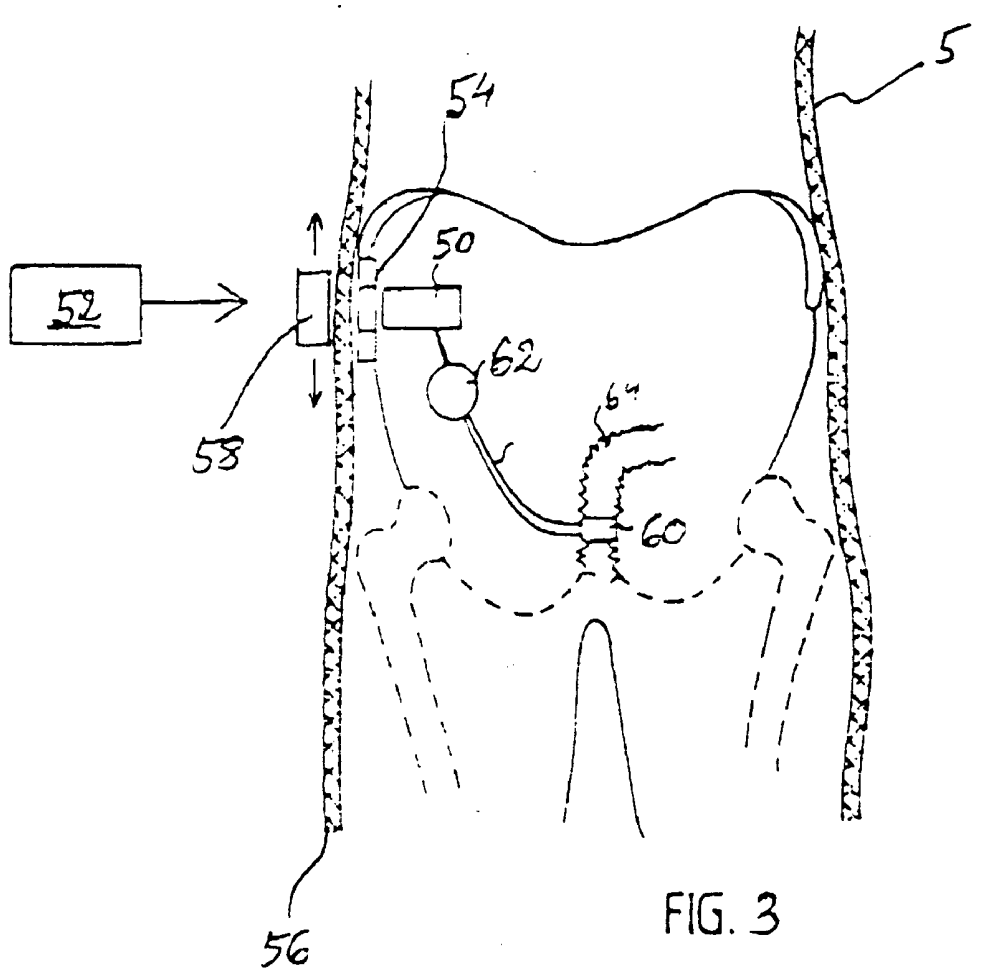
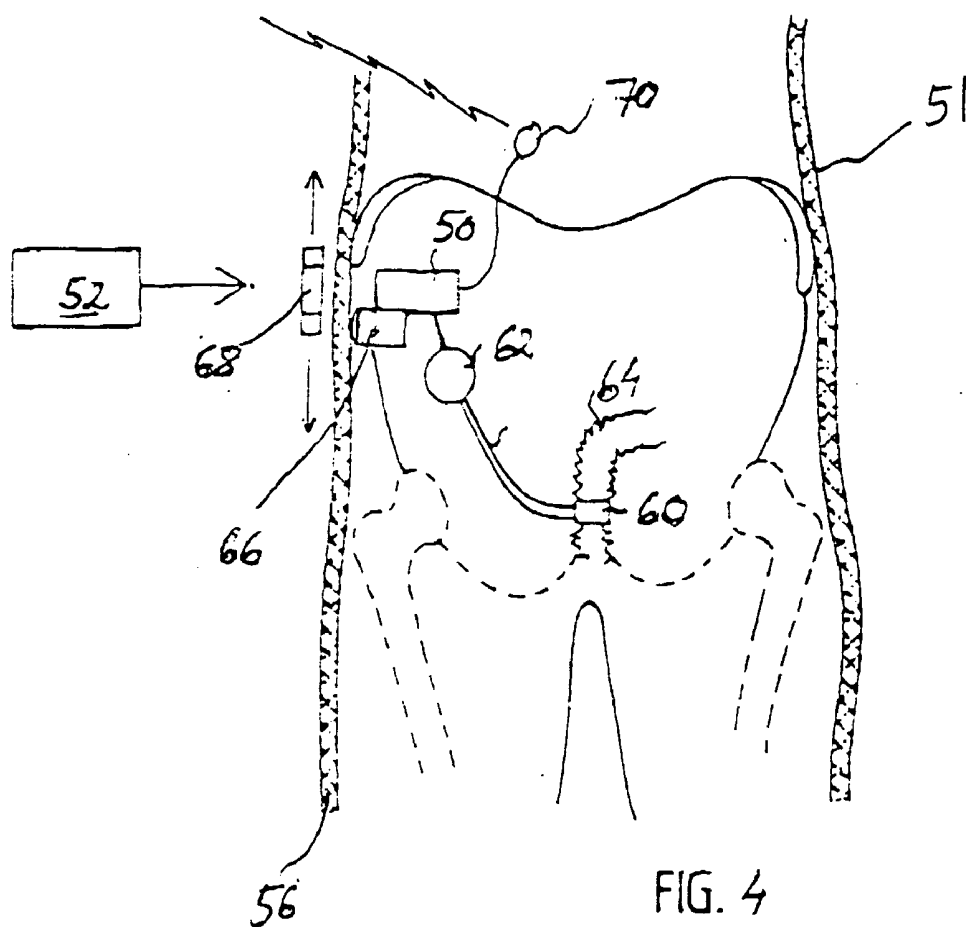


FIG. 2





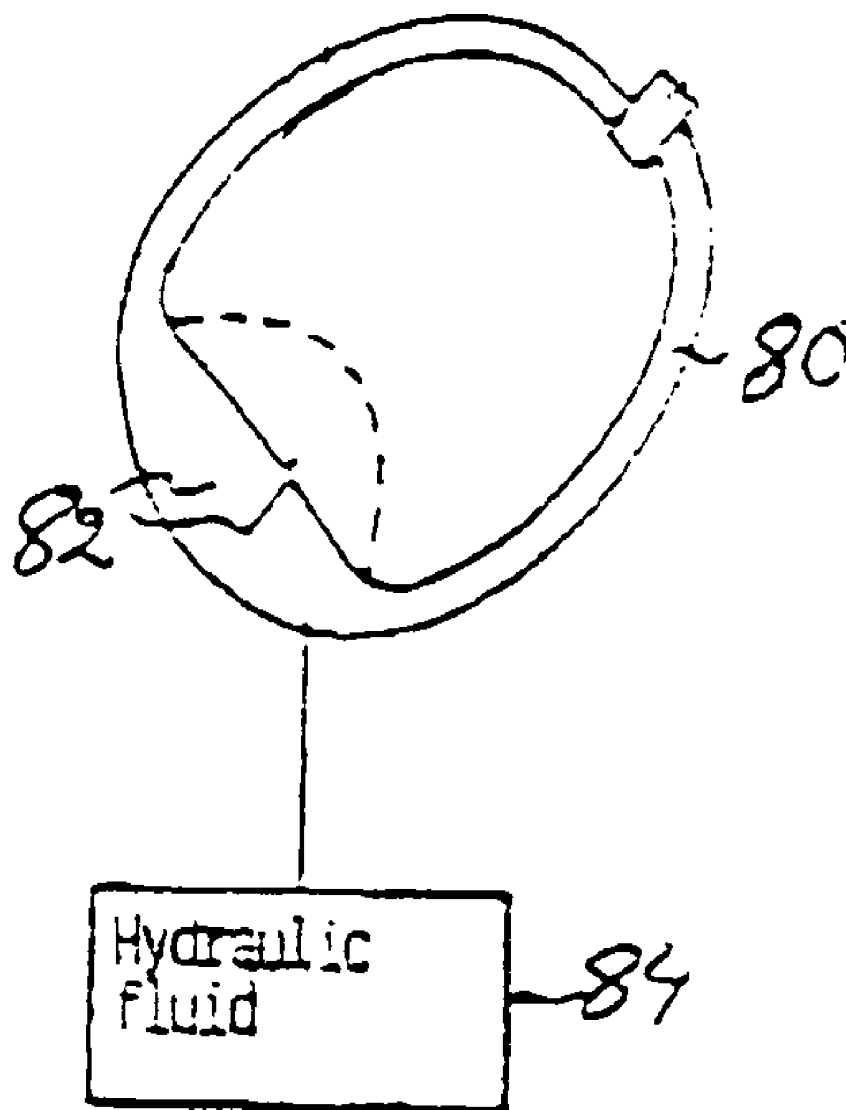


FIG. 5

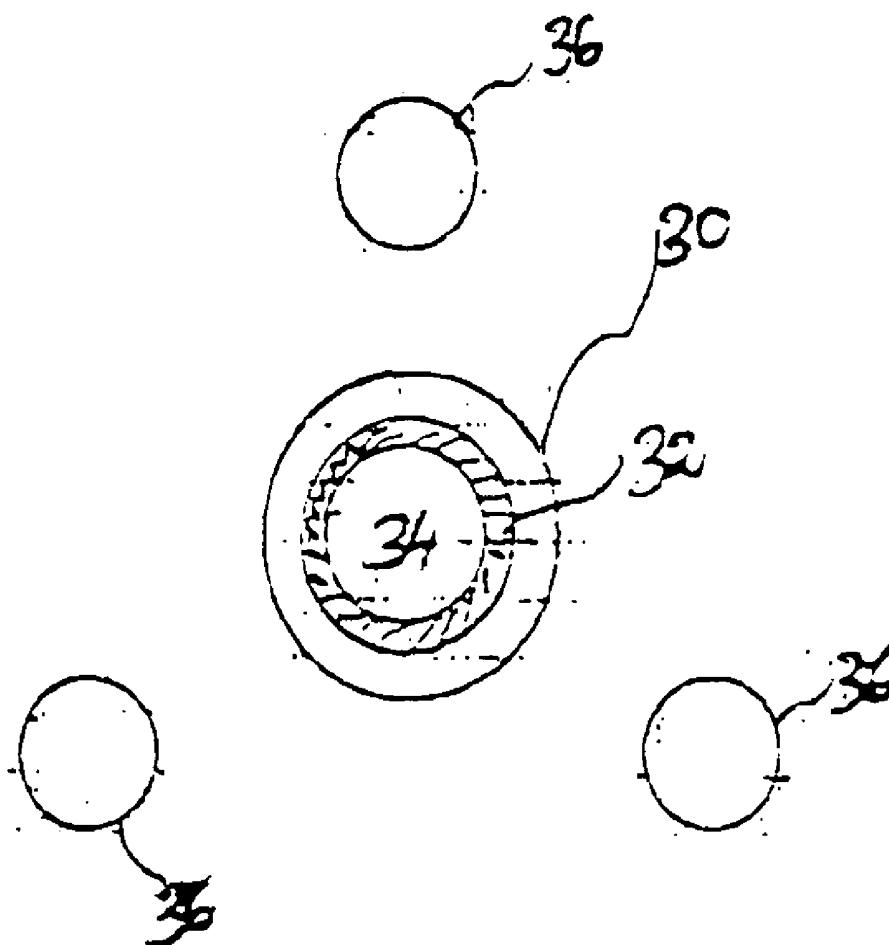


FIG. 6

DETECTION OF IMPLANTED WIRELESS ENERGY RECEIVING DEVICE

FIELD OF THE INVENTION

[0001] The present invention relates to apparatuses and methods for detecting a wireless energy receiving device subcutaneously implanted in a patient to enable accurate positioning of an exterior wireless energy transmission device. The present invention also relates to surgical methods for providing a patient with such an apparatus.

BACKGROUND

[0002] In new generations of implants wireless energy transmission is used for supply of energy in connection with implants. To optimise the transfer efficiency of the wireless energy it is important to locate the patient's wireless energy receiver, typically subcutaneously implanted, in order to be able to put an exterior energy transmission device close to the implanted energy receiving device.

SUMMARY OF THE INVENTION

[0003] The object of the present invention is to provide an inexpensive apparatus for accurate detection of a wireless energy receiving device subcutaneously implanted in a patient, and further to provide an apparatus with parts to be implanted that are relatively small.

[0004] In accordance with a first aspect of the present invention, there is provided an apparatus for detecting a wireless energy receiving device subcutaneously implanted in a patient to enable accurate positioning of a wireless energy transmission device outside the patient's body for the transmission of wireless energy to the energy receiving device. The apparatus comprises a magnetic device designed to be subcutaneously implanted in the patient at the energy receiving device to emit a local magnetic field extending through the energy receiving device and a portion of the patient's skin adjacent the energy receiving device, and a magnetic detector movable externally along the patient's body and capable of detecting the local magnetic field emitted by the magnetic device when the magnetic detector is in a position in front of the implanted energy receiving device, whereby the energy transmission device can be located to efficiently transmit wireless energy to the implanted energy receiving device.

[0005] Alternatively, the apparatus comprises a magnetic detector designed to be subcutaneously implanted in the patient at the energy receiving device, an exterior magnetic device movable along the patient's skin and adapted to emit a local magnetic field through the patient's skin, the magnetic detector being capable of detecting the local magnetic field when the movable magnetic device is moved to a position in which it is in front of the implanted energy receiving device, whereby the energy transmission device can be located to efficiently transmit wireless energy to the implanted energy receiving device.

[0006] Thus, the present invention provides an easy way of detecting the position of a wireless energy receiving device subcutaneously implanted in a patient, which enables accurate positioning of a wireless energy transmission device outside the patient's body for efficient transmission of wireless energy to the implanted energy receiving device

by using magnetism that is detected by a semiconductor circuit. The energy receiving device is connected (via, e.g., an electrical conduit) to an implant, for example a food intake restriction apparatus, implanted inside the human body.

[0007] In the alternative embodiment where a magnetic detector is to be implanted, a sender capable of sending information about the magnetic detector detecting the local magnetic field may be implanted in the patient.

[0008] Preferably, the magnetic detector includes a semiconductor circuit. According to a preferred embodiment of the invention, the semiconductor circuit of the magnetic detector comprises at least one Hall-element. By using one or more Hall-elements, a special type of semiconductor known in the art, it is easy to locate the central axis of the emitted magnetic field. The magnetic detector suitably comprises several Hall-elements which are grouped around a central point in a triangular or square configuration. One important feature is that the Hall-elements are able to detect even a weak magnetic field emitted from the magnetic device. The described detection technique is simple, inexpensive and very accurate, and could be used for several different implants in combination with wireless energy transmission.

[0009] The implanted energy receiving device may be of the type that transforms the received energy into electrical pulses. In this case, the apparatus may further comprise a sender to be implanted in the patient for sending feedback information on the number of electrical pulses that have been provided by the energy receiving device.

[0010] The magnetic device may be a solenoid or a permanent magnet, which is sending out a magnetic field. If the magnetic device is placed outside the body, the magnetic detector placed inside the body should preferably also be capable of sending information about the position of the magnetic device, directly or indirectly correlated to the intensity of magnetism to outside the body. Alternatively, the efficiency of energy transfer is another way of locating the implanted wireless energy receiving device. Thus, the energy transmission device may transmit energy in the form of energy pulses and the implanted energy receiving device may be capable of sending information about the amount of energy received, in the form of the number of energy pulses received. This information is sent to the outside of the patient's body and may be used to optimise the energy transfer. Thus, the wireless energy transmission device outside the patient's body may be moved accordingly, if the pulses are getting more frequent or more sparse, respectively. The information can be used to interpret if the energy transmission is becoming better or worse. The number of pulses can also be used as feedback information to not transmit excess amount of energy to the energy receiving device. Alternately, the information on the number of energy pulses received may also be used to increase or decrease the amount of transmitted energy. Hence, the energy transmission can be adjusted in both directions, i.e., to increase or decrease the voltage.

[0011] Conveniently, the location of the wireless energy receiving device, subcutaneously implanted in a patient, may be visualised on a screen, by sound or by diodes.

[0012] In accordance with a second aspect of the present invention, there is provided a method for detecting a wire-

less energy receiving device subcutaneously implanted in a patient, the method comprising the steps of: implanting a magnetic device subcutaneously in the patient at the energy receiving device so that the magnetic device emits a local magnetic field extending through the energy receiving device and the adjacent skin portion of the patient; and moving an exterior magnetic detector along the patient's skin to a position where the local magnetic field emitted by the implanted magnetic device is detected by the magnetic detector. Then, the energy transmission device can be put in the position where the local magnetic field has been detected to efficiently transmit wireless energy to the subcutaneously implanted energy receiving device.

[0013] As an alternative, the method may comprise the steps of: implanting a magnetic detector subcutaneously in the patient at the energy receiving device; moving an exterior magnetic device along the patient's skin while it emits a local magnetic field extending through the adjacent skin portion; using the implanted magnetic detector to detect the local magnetic field when the magnetic device is moved to a position in which the local magnetic field extends through the implanted magnetic detector and energy receiving device. This alternative method may further comprise implanting a sender and using the sender to send information to outside the patient's body confirming when the implanted magnetic detector detects the local magnetic field emitted by the exterior magnetic device.

[0014] In accordance with a third aspect of the invention, there is provided a surgical method for treating a patient having a disease, comprising the steps of: insufflating the patient's abdomen with gas; placing at least two laparoscopic trocars in the patient's body; implanting an operable implant designed for treating reflux disease, urinary incontinence, impotence, anal incontinence or obesity in the abdomen by using surgical instruments through the trocars; subcutaneously implanting a wireless energy receiving device for supplying energy for use in the operation of the implant and a magnetic device at the energy receiving device for emitting a local magnetic field through the energy receiving device and the adjacent skin portion of the patient; post-operatively moving an exterior magnetic detector along the patient's body to a position in which the local magnetic field emitted by the implanted magnetic device is detected by the magnetic detector; bringing a wireless energy transmission device to the position in which the local magnetic field is detected; and transmitting wireless energy from the wireless energy transmission device to the implanted wireless energy receiving device.

[0015] As an alternative, the surgical method may comprise subcutaneously implanting a magnetic detector at the energy receiving device and post-operatively moving an exterior magnetic device emitting a local magnetic field along the patient's body to a position in which the local magnetic field emitted by the exterior magnetic device is detected by the implanted magnetic detector.

[0016] The above described apparatuses and methods may also be designed for treating reflux disease, urine incontinence, anal incontinence, obesity and impotence.

BRIEF DESCRIPTION OF THE DRAWINGS

[0017] FIG. 1 shows a connection diagram for a magnetic detector according to one aspect of the present invention.

[0018] FIG. 2 schematically illustrates in a diagram the position relative to the magnet as a function of the sensor (i.e., detector) output according to one aspect of the present invention.

[0019] FIG. 3 is a schematic view of an embodiment where a magnetic device is subcutaneously implanted in the patient, and a magnetic detector movable externally along the patient's body.

[0020] FIG. 4 is a schematic view of an embodiment where a magnetic detector is subcutaneously implanted in the patient and an exterior magnetic device is movable along the patient's skin.

[0021] FIG. 5 is a schematic view of a band with a cavity defining a restriction opening for use in accordance with one aspect the present invention, designed for treating reflux disease, urine incontinence, anal incontinence or obesity.

[0022] FIG. 6 illustrates an embodiment according to the present invention using several Hall-elements as the magnetic detecting device.

DETAILED DESCRIPTION OF THE INVENTION

[0023] FIG. 1 shows a connection circuit 1 for a magnetic detector 3 according to the present invention. The magnetic device implanted inside a human body is a ring-magnet 2, which can be a solenoid or a permanent magnet. Located outside the body is magnetic detector 3, which is comprised of three linear magnetic field sensors 4 (such as Hall-elements or the like) grouped in a triangular configuration. Sensors 4 are connected to signal-conditioning amplifiers 6, which in turn, are connected to an A/D-converter 8. A microprocessor 10 is then connected to A/D-converter 8. To visually display the output signals of sensors 4, a display-device 12 is then connected to microprocessor 10.

[0024] The graph shown in FIG. 2 illustrates, in principle, how the information obtained by detector 3 can be presented. On the X-axis in the graph is the position of detector 3 relative to magnet 2. On the Y-axis is the combined output of sensors 4. Thus, the graph of FIG. 2 shows the position "X" of detector 3 relative to magnet 2 as a function of detector 3's output "Y". To illustrate this method of sensing, a ring-magnet 20 is shown relative to the graph of FIG. 2. Ring-magnet 20 is shown in cross-section to show the positions of its magnetic northpole N and southpole S, respectively. FIG. 2 depicts the case where magnetic detector 3 (not shown in FIG. 2) has been centered in front of ring-magnet 20 and where all of the sensors 4 produce a maximum output which is shown as peaks 22, 24 in the graph of FIG. 2. Sensors 4 are connected (e.g., by connection circuit 1 shown in FIG. 1) to display device 12, which may display the graph shown in FIG. 2, or alternatively, a numeral result from the measurements taken by sensors 4.

[0025] FIG. 3 shows an embodiment of the apparatus of the present invention for detecting a wireless energy receiving device 50 subcutaneously implanted in a patient 51 suffering from anal incontinence to enable accurate positioning of a separate wireless energy transmission device 52, outside patient 51's body for the transmission of wireless energy to energy receiving device 50. An operation device 62 is adapted to operate an implanted artificial sphincter 60 applied to the patient's rectum 64. Energy receiving device

50 powers operation device **62** with energy received from the energy transmission device **52**. The apparatus of the present invention is also comprised of a magnetic device **54** subcutaneously implanted in patient **51** by the energy receiving device **50**. Magnetic device **54** emits a local magnetic field extending through the energy receiving device **50** and a portion of patient **51**'s skin **56** adjacent to energy receiving device **50**. The apparatus of the present invention is further comprised of an external, separate magnetic detector **58** that may be manually moved along the patient **51**'s body to detect the local magnetic field emitted by implanted magnetic device **54**. Magnetic detector **58** detects the local magnetic field when it is positioned in front of implanted energy receiving device **50**. When this position has been determined, energy transmission device **52** can be located in the same position to efficiently transmit wireless energy to implanted energy receiving device **50**.

[0026] **FIG. 4** shows a modification of the embodiment of **FIG. 3**, and is comprised of a magnetic detector **66** subcutaneously implanted in patient **51** at energy receiving device **50**. An external separate magnetic device **68** may be manually moved along the patient **51**'s body while emitting a local magnetic field through the patient **51**'s skin **56**. Magnetic detector **66** is capable of detecting the local magnetic field when movable magnetic device **68** is moved to a position in front of implanted energy receiving device **50**. A sender **70** is implanted in patient **51** and sends information about the status of magnetic detector **66**. Thus, when magnetic detector **66** detects the local magnetic field emitted by external magnetic device **68**, sender **70** sends information confirming that magnetic device **68** is in a proper position for energy transmission. When this position has been determined, energy transmission device **52** can be placed in the same position to efficiently transmit wireless energy to the implanted energy receiving device **50**.

[0027] **FIG. 5** shows an example of artificial sphincter **60**, which is comprised of a band **80** formed into a loop around the patient's rectum (not shown in **FIG. 5**). Band **80** has a cavity **82** which can be inflated by supplying hydraulic fluid thereto, to close the rectum, and be deflated by withdrawing hydraulic fluid therefrom, to open the rectum. A hydraulic operation device **84** for operating band **80** is powered with energy from implanted energy receiving device **50**. This type of band may also be used as an artificial sphincter for treating patient's suffering from heartburn and reflux disease or urinary incontinence when combined with the apparatus of the present invention. Furthermore, band **80** may be used for forming an adjustable constricted stoma opening in the stomach or esophagus of an obese patient to treat obesity or for restricting the penile exit blood flow to treat an impotent patient, when combined with the apparatus of the invention.

[0028] **FIG. 6** shows an embodiment of the apparatus of the present invention where magnetic detector **58** suitably comprises several Hall-elements **36** which are grouped around a central point in a triangular or square configuration. In this embodiment, the magnetic device positioned by the implanted energy receiving device **30** is preferably a ring-shaped magnet **32** surrounding the centre **34** of energy receiving device **30**. The magnetic detecting device **58** arranged outside patient **51**'s body comprises the three symmetrically arranged Hall-elements **36**. When Hall-elements **36** are placed symmetrically above and around ring-shaped magnet **32**, i.e., when ring-shaped magnet **32** is in the

center **34** of energy receiving device **30**, information is sent, directly or indirectly correlated to the intensity of the magnetism, about the location of the energy receiving device **30**.

[0029] Although the present invention has been described in terms of a particular embodiment and process, it is not intended that the invention be limited to that embodiment. Modifications of the embodiment and process within the spirit of the invention will be apparent to those skilled in the art. The scope of the invention is defined by the claims that follow.

What is claimed is:

1. An apparatus for detecting a wireless energy receiving device adapted to be subcutaneously implanted in a patient to enable accurate positioning of a wireless energy transmission device outside the patient's body for transmission of wireless energy to the energy receiving device, comprising a magnetic device designed to be subcutaneously implanted in the patient at the energy receiving device for emitting a local magnetic field extending through the energy receiving device and a portion of the patient's skin adjacent to the energy receiving device, and a magnetic detector movable externally along the patient's body and capable of detecting said local magnetic field emitted by said magnetic device when said magnetic detector is in a position in front of the implanted energy receiving device, whereby the wireless energy transmission device can be put in said position to efficiently transmit wireless energy to the implanted energy receiving device.

2. An apparatus according to claim 1, wherein said magnetic device is a solenoid or a permanent magnet.

3. An apparatus according to claim 1, wherein said magnetic detector comprises a semiconductor circuit.

4. An apparatus according to claim 3, wherein said semiconductor circuit of said magnetic detector comprises at least one Hall-element.

5. An apparatus according to claim 4, wherein said magnetic detector comprises several Hall-elements grouped around a central point in a triangular or square-configuration.

6. An apparatus according to claim 1, wherein the energy receiving device transforms the received energy into electrical pulses, and further comprising a sender to be implanted in the patient for sending feedback information on the number of said electrical pulses to outside the patient's body.

7. An apparatus for detecting a wireless energy receiving device adapted to be subcutaneously implanted in a patient to enable accurate positioning of a wireless energy transmission device outside the patient's body for transmission of wireless energy to the energy receiving device, comprising a magnetic detector designed to be subcutaneously implanted in the patient at said energy receiving device, an exterior magnetic device movable along the patient's skin and adapted to emit a local magnetic field through the patient's skin, said magnetic detector being capable of detecting said local magnetic field when said movable magnetic device is moved to a position in which it is in front of said implanted energy receiving device, whereby the energy transmission device can be put in said position to efficiently transmit wireless energy to the implanted energy receiving device.

8. An apparatus according to claim 7, further comprising a sender adapted to be implanted in the patient and capable of sending information about said magnetic detector detecting said local magnetic field.

9. An apparatus according to claim 7 wherein said magnetic device is a solenoid or a permanent magnet.

10. An apparatus according to claim 7, wherein said magnetic detector comprises a semiconductor circuit.

11. An apparatus according to claim 10, wherein said semiconductor circuit of said magnetic detector comprises at least one Hall-element.

12. An apparatus according to claim 7, wherein the energy receiving device transforms the received energy into electrical pulses, and further comprising a sender adapted to be implanted in the patient for sending feedback information on the number of said electrical pulses to outside the patient's body.

13. A method for detecting a wireless energy receiving device adapted to be subcutaneously implanted in a patient, the method comprising the steps of:

implanting a magnetic device subcutaneously in the patient at the energy receiving device so that the magnetic device emits a local magnetic field extending through the energy receiving device and the adjacent skin portion of the patient; and

moving an exterior magnetic detector along the patient's skin to a position where the local magnetic field emitted by the implanted magnetic device is detected by the magnetic detector.

14. A method for detecting a wireless energy receiving device adapted to be subcutaneously implanted in a patient, the method comprising the steps of:

implanting a magnetic detector subcutaneously in the patient at the energy receiving device;

moving an exterior magnetic device along the patient's skin while it emits a local magnetic field extending through the adjacent skin portion; and

using the implanted magnetic detector to detect the local magnetic field when the magnetic device is moved to a position in which the local magnetic field extends through the implanted magnetic detector and energy receiving device.

15. A method according to claim 14, further comprising implanting a sender and using the sender to send information to outside the patient's body confirming when the implanted magnetic detector detects the local magnetic field emitted by the exterior magnetic device.

16. A surgical method for treating a patient having a disease, comprising the steps of:

insufflating the patient's abdomen with gas;

placing at least two laparoscopic trocars in the patient's body;

implanting an operable implant designed for treating reflux disease, urine incontinence, impotence, anal incontinence or obesity in the abdomen by using surgical instruments through the trocars;

subcutaneously implanting a wireless energy receiving device for supplying energy for use in the operation of the implant and a magnetic device at the energy receiving device for emitting a local magnetic field through the energy receiving device and the adjacent skin portion of the patient;

post-operatively moving an exterior magnetic detector along the patient's body to a position in which the local magnetic field emitted by the implanted magnetic device is detected by the magnetic detector;

bringing a wireless energy transmission device to the position in which the local magnetic field is detected; and

transmitting wireless energy from the wireless energy transmission device to the implanted wireless energy receiving device.

17. A surgical method for treating a patient having a disease, comprising the steps of:

insufflating the patient's abdomen with gas;

placing at least two laparoscopic trocars in the patient's body;

implanting an operable implant designed for treating reflux disease, urine incontinence, impotence, anal incontinence or obesity in the abdomen by using surgical instruments through the trocars;

subcutaneously implanting a wireless energy receiving device for supplying energy for use in the operation of the implant and a magnetic detector at the energy receiving device;

post-operatively moving an exterior magnetic device emitting a local magnetic field along the patient's body to a position in which the local magnetic field emitted by the exterior magnetic device is detected by the implanted magnetic detector;

bringing a wireless energy transmission device to the position in which the local magnetic field is detected; and

transmitting wireless energy from the wireless energy transmission device to the implanted wireless energy receiving device.

* * * * *

专利名称(译)	植入式无线能量接收装置的检测		
公开(公告)号	US20040250820A1	公开(公告)日	2004-12-16
申请号	US10/868343	申请日	2004-06-16
[标]申请(专利权)人(译)	波滕西亚医疗公司		
申请(专利权)人(译)	POTENCIA医药股份公司		
当前申请(专利权)人(译)	POTENCIA医药股份公司		
[标]发明人	FORSELL PETER		
发明人	FORSELL, PETER		
IPC分类号	A61B19/00 A61F2/00 A61F2/02		
CPC分类号	A61B19/54 A61B2019/5454 A61F2/0036 A61F2250/0001 A61B5/0031 A61B5/062 A61B90/39 A61B2090/3954 A61B2560/0219 A61N1/3787		
外部链接	Espacenet USPTO		

摘要(译)

公开了一种用于检测皮下植入患者体内的无线能量接收装置的装置，以使得无线能量传输装置能够相对于能量接收装置精确定位在患者体外。还公开了一种用于检测无线能量接收设备的方法，由此可以定位能量传输设备以有效地将无线能量传输到植入的能量接收设备。该装置包括磁性装置，该磁性装置在邻近能量接收装置的患者皮下植入，以通过邻近能量接收装置的患者皮肤发射局部磁场。沿着患者身体向外移动的磁检测器能够检测局部磁性由磁性装置发射的场。这允许定位能量传输装置以有效地将无线能量传输到植入的能量接收装置。或者，该装置可包括在能量接收装置处皮下植入患者体内的磁性检测器和沿患者皮肤可移动的外部磁性装置，以发射由植入的磁性检测器检测到的磁场。优选地，磁检测器包括半导体电路，该半导体电路包括至少一个霍尔元件。磁性装置可以是螺线管或永磁体。能量接收装置可用于控制限制装置植入物，该植入物设计用于治疗反流性疾病，尿失禁，阳痿，肛门失禁或肥胖。

