



US008382780B2

(12) **United States Patent**  
**Birk**

(10) **Patent No.:** **US 8,382,780 B2**  
(45) **Date of Patent:** **Feb. 26, 2013**

(54) **FATIGUE-RESISTANT GASTRIC BANDING DEVICE**

(75) Inventor: **Janel Birk**, Oxnard (CA)

(73) Assignee: **Allergan, Inc.**, Irvine, CA (US)

(\*) Notice: Subject to any disclaimer, the term of this patent is extended or adjusted under 35 U.S.C. 154(b) by 293 days.

(21) Appl. No.: **12/851,437**

(22) Filed: **Aug. 5, 2010**

(65) **Prior Publication Data**

US 2010/0324359 A1 Dec. 23, 2010

**Related U.S. Application Data**

(63) Continuation of application No. 10/492,784, filed on Apr. 18, 2005, now Pat. No. 7,811,298.

(60) Provisional application No. 60/407,219, filed on Aug. 28, 2002.

(51) **Int. Cl.**

**A61B 17/08** (2006.01)

**A61F 2/02** (2006.01)

**A61F 2/00** (2006.01)

(52) **U.S. Cl.** ..... **606/157**; 600/31; 600/37

(58) **Field of Classification Search** ..... 606/151, 606/201–203, 157; 600/37, 31  
See application file for complete search history.

(56) **References Cited**

**U.S. PATENT DOCUMENTS**

1,174,814 A 3/1916 Brennan et al.  
1,830,947 A 11/1931 Klingel  
1,999,683 A 4/1935 Borresen  
2,163,048 A 6/1939 McKee  
2,339,138 A 1/1944 Black  
2,405,667 A 8/1946 Ottesen  
2,438,231 A 3/1948 Schultz et al.

2,635,907 A 4/1953 Heimbuch  
2,714,469 A 8/1955 Carlson  
2,936,980 A 5/1960 Rapata  
3,059,645 A 10/1962 Hasbrouck et al.  
3,189,961 A 6/1965 Heller  
3,667,081 A 6/1972 Burger  
3,840,018 A 10/1974 Heifetz  
3,955,834 A 5/1976 Ahlrot  
4,053,176 A 10/1977 Hilbush  
4,118,805 A 10/1978 Reimels  
4,133,315 A 1/1979 Berman et al.  
4,157,713 A 6/1979 Clarey

(Continued)

**FOREIGN PATENT DOCUMENTS**

CA 949965 6/1974  
CN 1250382 4/2000

(Continued)

**OTHER PUBLICATIONS**

Brown et al; "Symmetrical Pouch Dilation After Laparoscopic Adjustable Gastric Banding: Incidence and Management"; Obesity Surgery; V. 18, pp. 1104-1108; 2008.

(Continued)

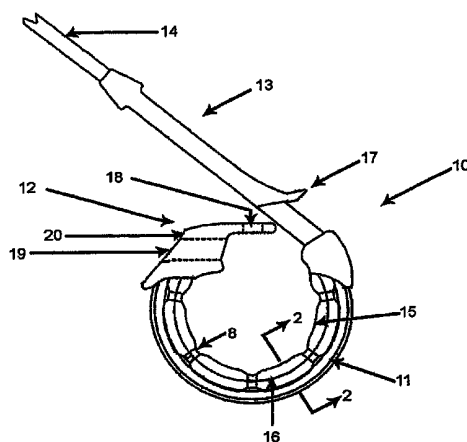
*Primary Examiner* — Julian Woo

(74) *Attorney, Agent, or Firm* — Linda Fox; Stephen Donovan; Debra Condino

(57) **ABSTRACT**

A fatigue-resistant inflatable gastric banding device suitable for laparoscopic placement around the stomach of a patient for the treatment of obesity and a method for such treatment are disclosed. The device includes a gastric band having a chambered inflatable member, substantially coextensive with an inner stomach facing surface of the band, that does not crease, wrinkle or fold when adjusted, so as to present a substantially smooth contour along the inner circumference, and to avoid fatigue or failure of the member itself. A gastric band having multiple inflatable compartments or chambers, which may be inflated together or individually is also disclosed.

**12 Claims, 6 Drawing Sheets**



## U.S. PATENT DOCUMENTS

4,176,412 A	12/1979	Peterson	5,704,893 A	1/1998	Timm
4,236,521 A	12/1980	Lauterjung	5,713,911 A	2/1998	Racenet et al.
4,271,827 A	6/1981	Angelchik	5,733,257 A	3/1998	Sternby
4,299,012 A	11/1981	Oetiker	5,748,200 A	5/1998	Funahashi
4,340,083 A	7/1982	Cummins	5,766,232 A	6/1998	Grevious et al.
4,399,809 A	8/1983	Baro et al.	5,769,877 A	6/1998	Barreras, Sr.
4,408,597 A	10/1983	Tenney, Jr. et al.	5,785,295 A	7/1998	Tsai
4,417,567 A	11/1983	Trick	5,817,113 A	10/1998	Gifford, III et al.
4,424,208 A	1/1984	Wallace et al.	5,827,529 A	10/1998	Ono et al.
4,442,153 A	4/1984	Meltsch	5,833,698 A	11/1998	Hinchliffe et al.
4,450,375 A	5/1984	Siegal	5,861,014 A	1/1999	Familoni
4,485,805 A	12/1984	Foster, Jr.	RE36,176 E	3/1999	Kuzmak
4,492,004 A	1/1985	Oetiker	5,886,042 A	3/1999	Yu et al.
4,551,862 A	11/1985	Haber	5,904,697 A	5/1999	Gifford, III et al.
4,558,699 A	12/1985	Bashour	5,910,149 A	6/1999	Kuzmak
4,559,699 A	12/1985	Owen et al.	5,928,195 A	7/1999	Malamud et al.
4,582,640 A	4/1986	Smestad et al.	5,938,669 A	8/1999	Klaiber et al.
4,582,865 A	4/1986	Balazs et al.	5,944,696 A	8/1999	Bayless et al.
4,592,339 A	6/1986	Kuzmak et al.	5,944,751 A	8/1999	Laub
4,592,355 A	6/1986	Antebi	5,993,473 A	11/1999	Chan et al.
4,601,713 A	7/1986	Fuqua	6,013,679 A	1/2000	Kuo et al.
4,667,672 A *	5/1987	Romanowski	6,024,340 A	2/2000	Lazarus et al.
4,671,351 A	6/1987	Rappe	6,024,704 A	2/2000	Meador et al.
4,693,695 A	9/1987	Cheng	6,048,309 A	4/2000	Flom et al.
4,694,827 A	9/1987	Weiner et al.	6,067,991 A	5/2000	Forsell
4,696,288 A	9/1987	Kuzmak et al.	6,074,341 A	6/2000	Anderson et al.
4,708,140 A	11/1987	Baron	6,074,378 A	6/2000	Mouri et al.
4,716,154 A	12/1987	Malson et al.	6,083,249 A	7/2000	Familoni
4,753,086 A	6/1988	Schmidt	6,090,131 A	7/2000	Daley
4,760,837 A	8/1988	Petit	6,102,678 A	8/2000	Peclat
4,803,075 A	2/1989	Wallace et al.	6,102,922 A	8/2000	Jakobsson et al.
4,881,939 A	11/1989	Newman	6,171,321 B1	1/2001	Gifford, III et al.
4,883,467 A	11/1989	Franetzki et al.	6,193,734 B1	2/2001	Bolduc et al.
4,886,787 A	12/1989	de Belder et al.	6,203,523 B1	3/2001	Haller et al.
4,896,787 A	1/1990	Delamour et al.	6,210,345 B1	4/2001	Van Brunt
4,915,690 A	4/1990	Cone et al.	6,210,347 B1	4/2001	Forsell
4,925,446 A	5/1990	Garay et al.	6,221,024 B1	4/2001	Miesel
4,944,487 A	7/1990	Holtermann	6,224,857 B1	5/2001	Romeo et al.
4,944,659 A	7/1990	Labbe et al.	6,306,088 B1	10/2001	Krausman et al.
4,958,791 A	9/1990	Nakamura	6,327,503 B1	12/2001	Familoni
4,969,899 A	11/1990	Cox, Jr.	6,371,965 B2	4/2002	Gifford, III et al.
4,994,019 A	2/1991	Fernandez et al.	6,372,494 B1	4/2002	Naughton et al.
5,045,060 A	9/1991	Melsky et al.	6,383,218 B1	5/2002	Sourdille et al.
5,074,868 A	12/1991	Kuzmak	6,383,219 B1	5/2002	Telandro et al.
5,084,061 A	1/1992	Gau et al.	6,387,105 B1	5/2002	Gifford, III et al.
5,091,171 A	2/1992	Yu et al.	6,417,750 B1	7/2002	Sohn
5,116,652 A	5/1992	Alzner	6,418,934 B1	7/2002	Chin
5,120,313 A	6/1992	Elftman	6,419,696 B1	7/2002	Ortiz et al.
5,143,724 A	9/1992	Leshchiner et al.	6,432,040 B1	8/2002	Meah
5,152,770 A	10/1992	Bengmark et al.	6,439,539 B1	8/2002	Powell
5,160,338 A	11/1992	Vincent	6,443,957 B1	9/2002	Addis
5,188,609 A	2/1993	Bayless et al.	6,443,965 B1	9/2002	Gifford, III et al.
5,224,494 A	7/1993	Enhorning	6,450,173 B1	9/2002	Forsell
5,226,429 A	7/1993	Kuzmak	6,450,946 B1	9/2002	Forsell
5,246,456 A	9/1993	Wilkinson	6,451,034 B1	9/2002	Gifford, III et al.
5,246,698 A	9/1993	Leshchiner et al.	6,453,907 B1	9/2002	Forsell
5,259,399 A	11/1993	Brown	6,454,699 B1	9/2002	Forsell
5,326,349 A	7/1994	Baraff	6,454,700 B1	9/2002	Forsell
5,343,894 A	9/1994	Frisch et al.	6,454,701 B1	9/2002	Forsell
5,356,883 A	10/1994	Kuo et al.	6,454,785 B2	9/2002	De Hoyos Garza
5,360,445 A	11/1994	Goldowsky	6,457,801 B1	10/2002	Fish et al.
5,391,156 A	2/1995	Hildwein et al.	6,460,543 B1	10/2002	Forsell
5,399,351 A	3/1995	Leshchiner et al.	6,461,293 B1	10/2002	Forsell
5,449,363 A	9/1995	Brust et al.	6,463,935 B1	10/2002	Forsell
5,449,368 A	9/1995	Kuzmak	6,464,628 B1	10/2002	Forsell
5,458,568 A	10/1995	Racchini et al.	6,470,892 B1	10/2002	Forsell
5,509,888 A	4/1996	Miller	6,474,584 B2	11/2002	Ekich
5,531,716 A	7/1996	Luzio et al.	6,475,136 B1	11/2002	Forsell
5,535,752 A	7/1996	Halperin et al.	6,485,496 B1	11/2002	Suyker et al.
5,554,113 A	9/1996	Novak et al.	6,491,704 B2	12/2002	Gifford, III et al.
5,562,714 A	10/1996	Grevious	6,491,705 B2	12/2002	Gifford, III et al.
5,601,604 A	2/1997	Vincent	6,511,490 B2	1/2003	Robert
5,607,418 A	3/1997	Arzbaecher	6,517,556 B1	2/2003	Monassevitch
5,633,001 A	5/1997	Agerup	6,527,701 B1	3/2003	Sayet et al.
5,653,718 A	8/1997	Yoon	6,547,801 B1	4/2003	Dargent et al.
5,658,298 A	8/1997	Vincent et al.	6,565,582 B2	5/2003	Gifford, III et al.
5,676,162 A	10/1997	Larson, Jr. et al.	6,579,301 B1	6/2003	Bales et al.
5,695,504 A	12/1997	Gifford, III et al.	6,601,604 B1	8/2003	Cooper
			6,615,084 B1	9/2003	Cigaina

6,627,620	B1	9/2003	Nielsen	7,758,493	B2	7/2010	Gingras
6,630,486	B1	10/2003	Royer	7,763,039	B2	7/2010	Ortiz et al.
6,632,239	B2	10/2003	Snyder et al.	7,766,815	B2	8/2010	Ortiz
6,646,628	B2	11/2003	Shirochi et al.	7,771,439	B2	8/2010	Griffiths
6,676,674	B1	1/2004	Dudai	7,775,215	B2	8/2010	Hassler, Jr. et al.
6,685,668	B1	2/2004	Cho et al.	7,775,966	B2	8/2010	Dlugos et al.
6,685,963	B1	2/2004	Taupin et al.	7,775,967	B2	8/2010	Gertner
6,691,047	B1	2/2004	Fredericks	7,794,386	B2	9/2010	Brooks
6,715,731	B1	4/2004	Post et al.	7,811,298	B2	10/2010	Birk
6,729,600	B2	5/2004	Mattes et al.	7,824,422	B2	11/2010	Benchetrit
6,754,527	B2	6/2004	Stroebe et al.	7,828,813	B2	11/2010	Mouton
6,767,924	B2	7/2004	Yu et al.	7,832,407	B2	11/2010	Gertner
6,811,136	B2	11/2004	Eberhardt et al.	7,841,978	B2	11/2010	Gertner
6,820,651	B2	11/2004	Seuret et al.	7,844,342	B2	11/2010	Dlugos, Jr. et al.
6,834,201	B2	12/2004	Gillies et al.	7,862,502	B2	1/2011	Pool et al.
6,871,090	B1	3/2005	He et al.	7,879,068	B2	2/2011	Dlugos et al.
6,889,086	B2	5/2005	Mass et al.	7,951,067	B2	5/2011	Byrum et al.
6,916,326	B2	7/2005	Benchetrit	2001/0011543	A1	8/2001	Forsell
6,921,819	B2	7/2005	Piron et al.	2002/0072780	A1	6/2002	Foley
6,924,273	B2	8/2005	Pierce	2002/0091395	A1	7/2002	Gabbay
6,940,467	B2	9/2005	Fischer et al.	2002/0095181	A1	7/2002	Beyar
6,966,875	B1	11/2005	Longobardi	2002/0098097	A1	7/2002	Singh
7,017,583	B2	3/2006	Forsell	2002/0139208	A1	10/2002	Yatskov
7,021,147	B1	4/2006	Subramanian et al.	2002/0183765	A1	12/2002	Adams
7,037,344	B2	5/2006	Kagan et al.	2002/0193679	A1	12/2002	Malave et al.
7,040,349	B2	5/2006	Moler et al.	2002/0198548	A1	12/2002	Robert
7,054,690	B2	5/2006	Imran	2003/0014003	A1	1/2003	Gertner
7,058,434	B2	6/2006	Wang et al.	2003/0019498	A1	1/2003	Forsell
7,060,080	B2	6/2006	Bachmann	2003/0045775	A1	3/2003	Forsell
7,118,526	B2	10/2006	Egle	2003/0045902	A1	3/2003	Weadock
7,119,062	B1	10/2006	Alvis et al.	2003/0060873	A1	3/2003	Gertner et al.
7,128,750	B1	10/2006	Stergiopoulos	2003/0066536	A1	4/2003	Forsell
7,144,400	B2	12/2006	Byrum et al.	2003/0073880	A1	4/2003	Polsky et al.
7,172,607	B2	2/2007	Hofle et al.	2003/0093157	A1	5/2003	Casares et al.
7,177,693	B2	2/2007	Starkebsum	2003/0100910	A1	5/2003	Gifford, III et al.
7,191,007	B2	3/2007	Desai et al.	2003/0120288	A1	6/2003	Benchetrit
7,204,821	B1	4/2007	Clare et al.	2003/0148995	A1	8/2003	Piron et al.
7,223,239	B2	5/2007	Schulze et al.	2003/0158564	A1	8/2003	Benchetrit
7,238,191	B2	7/2007	Bachmann	2003/0158569	A1	8/2003	Wazne
7,240,607	B2	7/2007	Fish	2003/0181890	A1	9/2003	Schulze et al.
7,255,675	B2	8/2007	Gertner et al.	2003/0181917	A1	9/2003	Gertner
7,263,405	B2	8/2007	Boveja et al.	2003/0191433	A1	10/2003	Prentiss
7,282,023	B2	10/2007	Frering	2003/0208212	A1	11/2003	Cigaina
7,288,064	B2	10/2007	Boustani et al.	2004/0000843	A1	1/2004	East
7,297,103	B2	11/2007	Jarsaillon et al.	2004/0044332	A1	3/2004	Stergiopoulos
7,299,082	B2	11/2007	Feldman et al.	2004/0049209	A1	3/2004	Benchetrit
7,310,557	B2	12/2007	Maschino et al.	2004/0059393	A1	3/2004	Policker et al.
7,311,716	B2	12/2007	Byrum	2004/0068847	A1	4/2004	Belisle et al.
7,311,717	B2	12/2007	Egle	2004/0106899	A1	6/2004	McMichael et al.
7,314,443	B2	1/2008	Jordan et al.	2004/0133219	A1	7/2004	Forsell
7,314,636	B2	1/2008	Casares et al.	2004/0147816	A1	7/2004	Policker et al.
7,338,433	B2	3/2008	Coe	2004/0148034	A1	7/2004	Kagan et al.
7,340,306	B2	3/2008	Barrett et al.	2004/0153106	A1	8/2004	Dudai
7,351,198	B2	4/2008	Byrum et al.	2004/0162595	A1	8/2004	Foley
7,351,240	B2	4/2008	Hassler, Jr. et al.	2004/0215159	A1	10/2004	Forsell
7,364,542	B2	4/2008	Jambor et al.	2004/0230137	A1	11/2004	Mouton
7,367,340	B2	5/2008	Nelson et al.	2004/0254536	A1	12/2004	Conlon et al.
7,367,937	B2	5/2008	Jambor et al.	2004/0254537	A1	12/2004	Conlon et al.
7,374,565	B2	5/2008	Hassler, Jr. et al.	2004/0260319	A1	12/2004	Egle
7,390,294	B2	6/2008	Hassler, Jr.	2004/0267288	A1	12/2004	Byrum et al.
7,396,353	B2	7/2008	Lorenzen et al.	2004/0267291	A1	12/2004	Byrum et al.
7,416,528	B2	8/2008	Crawford et al.	2004/0267292	A1	12/2004	Byrum et al.
7,457,668	B2	11/2008	Cancel et al.	2004/0267293	A1	12/2004	Byrum et al.
7,481,763	B2	1/2009	Hassler, Jr. et al.	2004/0267377	A1	12/2004	Egle
7,500,944	B2	3/2009	Byrum et al.	2005/0002984	A1	1/2005	Byrum et al.
7,502,649	B2	3/2009	Ben-Haim et al.	2005/0038484	A1	2/2005	Knudson et al.
7,530,943	B2	5/2009	Lechner	2005/0038498	A1	2/2005	Dubrow et al.
7,594,885	B2	9/2009	Byrum	2005/0055039	A1	3/2005	Burnett et al.
7,599,743	B2	10/2009	Hassler, Jr. et al.	2005/0070934	A1	3/2005	Tanaka et al.
7,599,744	B2	10/2009	Giordano et al.	2005/0070937	A1	3/2005	Jambor et al.
7,601,162	B2	10/2009	Hassler, Jr. et al.	2005/0100779	A1	5/2005	Gertner
7,615,001	B2	11/2009	Jambor et al.	2005/0104457	A1	5/2005	Jordan et al.
7,618,365	B2	11/2009	Jambor et al.	2005/0119672	A1	6/2005	Benchetrit
7,658,196	B2	2/2010	Ferreri et al.	2005/0119674	A1	6/2005	Gingras
7,670,279	B2	3/2010	Gertner	2005/0131383	A1	6/2005	Chen et al.
7,699,770	B2	4/2010	Hassler, Jr. et al.	2005/0131485	A1	6/2005	Knudson et al.
7,712,470	B2	5/2010	Gertner	2005/0136122	A1	6/2005	Sadozai et al.
7,727,141	B2	6/2010	Hassler, Jr. et al.	2005/0142152	A1	6/2005	Leshchiner et al.
7,741,476	B2	6/2010	Lebreton	2005/0143765	A1	6/2005	Bachmann et al.

2005/0143766 A1	6/2005	Bachmann et al.	2007/0179335 A1	8/2007	Gertner et al.
2005/0154274 A1	7/2005	Jarsaillon et al.	2007/0185373 A1	8/2007	Tsonton
2005/0171568 A1	8/2005	Duffy	2007/0185462 A1	8/2007	Byrum
2005/0183730 A1	8/2005	Byrum	2007/0213836 A1	9/2007	Paganon
2005/0192531 A1	9/2005	Birk	2007/0218083 A1	9/2007	Brooks
2005/0192601 A1	9/2005	Demarais	2007/0232848 A1	10/2007	Forsell
2005/0192629 A1	9/2005	Saadat et al.	2007/0232849 A1	10/2007	Gertner
2005/0216042 A1	9/2005	Gertner	2007/0233170 A1	10/2007	Gertner
2005/0226936 A1	10/2005	Agerup	2007/0235083 A1	10/2007	Dlugos
2005/0228415 A1	10/2005	Gertner	2007/0243227 A1	10/2007	Gertner
2005/0228504 A1	10/2005	Demarais	2007/0250085 A1	10/2007	Bachmann et al.
2005/0240155 A1	10/2005	Conlon	2007/0250086 A1	10/2007	Wiley et al.
2005/0240156 A1	10/2005	Conlon	2007/0255335 A1	11/2007	Herbert et al.
2005/0240279 A1	10/2005	Kagan et al.	2007/0255336 A1	11/2007	Herbert et al.
2005/0244288 A1	11/2005	O'Neil	2007/0265598 A1	11/2007	Karasik
2005/0250979 A1	11/2005	Coe	2007/0265645 A1	11/2007	Birk et al.
2005/0251181 A1	11/2005	Bachmann	2007/0265646 A1	11/2007	McCoy et al.
2005/0251182 A1	11/2005	Bachmann	2007/0293716 A1	12/2007	Baker et al.
2005/0267406 A1	12/2005	Hassler, Jr.	2007/0298005 A1	12/2007	Thibault
2005/0267500 A1	12/2005	Hassler, Jr.	2008/0009680 A1	1/2008	Hassler, Jr.
2005/0267533 A1	12/2005	Gertner	2008/0015406 A1	1/2008	Dlugos et al.
2005/0271729 A1	12/2005	Wang	2008/0015501 A1	1/2008	Gertner
2005/0277899 A1	12/2005	Conlon et al.	2008/0027269 A1	1/2008	Gertner
2005/0283041 A1	12/2005	Egle	2008/0027469 A1	1/2008	Bachmann
2005/0288739 A1	12/2005	Hassler, Jr. et al.	2008/0071306 A1	3/2008	Gertner
2005/0288740 A1	12/2005	Hassler, Jr. et al.	2008/0097496 A1	4/2008	Chang et al.
2006/0015138 A1	1/2006	Gertner	2008/0108862 A1	5/2008	Jordan et al.
2006/0020298 A1	1/2006	Camilleri et al.	2008/0147002 A1	6/2008	Gertner
2006/0041183 A1	2/2006	Massen et al.	2008/0161717 A1	7/2008	Gertner
2006/0074439 A1	4/2006	Garner et al.	2008/0161875 A1	7/2008	Stone
2006/0074473 A1	4/2006	Gertner	2008/0167647 A1	7/2008	Gertner
2006/0089571 A1	4/2006	Gertner	2008/0167648 A1	7/2008	Gertner
2006/0122147 A1	6/2006	Wohlrab	2008/0172072 A1	7/2008	Pool et al.
2006/0142700 A1	6/2006	Sobelman et al.	2008/0188766 A1	8/2008	Gertner
2006/0142790 A1	6/2006	Gertner	2008/0195092 A1	8/2008	Kim et al.
2006/0161139 A1	7/2006	Levine et al.	2008/0208240 A1	8/2008	Paz
2006/0161186 A1	7/2006	Hassler, Jr. et al.	2008/0221598 A1	9/2008	Dlugos et al.
2006/0167531 A1	7/2006	Gertner et al.	2008/0243071 A1	10/2008	Quijano et al.
2006/0173238 A1	8/2006	Starkebaum	2008/0249806 A1	10/2008	Dlugos et al.
2006/0173424 A1	8/2006	Conlon	2008/0250340 A1	10/2008	Dlugos et al.
2006/0183967 A1	8/2006	Lechner	2008/0250341 A1	10/2008	Dlugos et al.
2006/0189887 A1	8/2006	Hassler, Jr. et al.	2008/0255403 A1	10/2008	Voegelé et al.
2006/0189888 A1	8/2006	Hassler, Jr. et al.	2008/0255414 A1	10/2008	Voegelé et al.
2006/0189889 A1	8/2006	Gertner	2008/0255425 A1	10/2008	Voegelé et al.
2006/0194758 A1	8/2006	Lebreton	2008/0255459 A1	10/2008	Voegelé et al.
2006/0195139 A1	8/2006	Gertner	2008/0255537 A1	10/2008	Voegelé et al.
2006/0197412 A1	9/2006	Rasmussen	2008/0275294 A1	11/2008	Gertner
2006/0199997 A1	9/2006	Hassler, Jr. et al.	2008/0275295 A1	11/2008	Gertner
2006/0211912 A1	9/2006	Dlugos et al.	2008/0275484 A1	11/2008	Gertner
2006/0211913 A1	9/2006	Dlugos et al.	2008/0281347 A1	11/2008	Gertner
2006/0211914 A1	9/2006	Hassler, Jr. et al.	2008/0287969 A1	11/2008	Tsonton et al.
2006/0212051 A1	9/2006	Snyder et al.	2008/0287974 A1	11/2008	Widenhouse et al.
2006/0212053 A1	9/2006	Gertner	2008/0287976 A1	11/2008	Weaner et al.
2006/0235448 A1	10/2006	Roslin et al.	2008/0300618 A1	12/2008	Gertner
2006/0246137 A1	11/2006	Hermitte et al.	2008/0319435 A1	12/2008	Rioux et al.
2006/0247721 A1	11/2006	Maschino et al.	2009/0054914 A1	2/2009	Lechner
2006/0247722 A1	11/2006	Maschino et al.	2009/0062825 A1	3/2009	Pool et al.
2006/0252982 A1	11/2006	Hassler, Jr.	2009/0062826 A1	3/2009	Steffen
2006/0252983 A1	11/2006	Lembo et al.	2009/0082793 A1	3/2009	Birk
2006/0257488 A1	11/2006	Hubbard	2009/0118572 A1	5/2009	Lechner
2006/0264699 A1	11/2006	Gertner	2009/0149874 A1	6/2009	Ortiz et al.
2006/0276812 A1	12/2006	Hill et al.	2009/0157106 A1	6/2009	Marcotte et al.
2006/0293627 A1	12/2006	Byrum et al.	2009/0157107 A1	6/2009	Kierath et al.
2007/0015954 A1	1/2007	Dlugos	2009/0157113 A1	6/2009	Marcotte et al.
2007/0015955 A1	1/2007	Tsonton	2009/0171375 A1	7/2009	Coe et al.
2007/0015956 A1	1/2007	Crawford et al.	2009/0171378 A1	7/2009	Coe et al.
2007/0016231 A1	1/2007	Jambor et al.	2009/0171379 A1	7/2009	Coe et al.
2007/0016262 A1	1/2007	Gross et al.	2009/0187202 A1	7/2009	Ortiz et al.
2007/0027356 A1	2/2007	Ortiz	2009/0192404 A1	7/2009	Ortiz et al.
2007/0027358 A1	2/2007	Gertner et al.	2009/0192415 A1	7/2009	Ortiz et al.
2007/0044655 A1	3/2007	Fish	2009/0192533 A1	7/2009	Dlugos, Jr. et al.
2007/0077292 A1	4/2007	Pinsky	2009/0192534 A1	7/2009	Ortiz et al.
2007/0078476 A1	4/2007	Hull, Sr. et al.	2009/0192541 A1	7/2009	Ortiz et al.
2007/0125826 A1	6/2007	Shelton	2009/0198261 A1	8/2009	Schweikert
2007/0156013 A1	7/2007	Birk	2009/0202387 A1	8/2009	Dlugos, Jr. et al.
2007/0167672 A1	7/2007	Dlugos et al.	2009/0204131 A1	8/2009	Ortiz et al.
2007/0167982 A1	7/2007	Gertner et al.	2009/0204132 A1	8/2009	Ortiz et al.
2007/0173685 A1	7/2007	Jambor et al.	2009/0209995 A1	8/2009	Byrum et al.
2007/0173888 A1	7/2007	Gertner et al.	2009/0216255 A1	8/2009	Coe et al.

2009/0220176	A1	9/2009	Fusco	FR	2921822	4/2009
2009/0222031	A1	9/2009	Axelsson	GB	1174814	12/1969
2009/0222065	A1	9/2009	Dlugos, Jr. et al.	GB	2090747	7/1982
2009/0228063	A1	9/2009	Dlugos, Jr. et al.	JP	57-171676	10/1982
2009/0228072	A1	9/2009	Coe et al.	JP	1-67309	4/1989
2009/0270904	A1	10/2009	Birk et al.	JP	2-019147	1/1990
2009/0306462	A1	12/2009	Lechner	JP	2-132104	11/1990
2010/0010291	A1	1/2010	Birk et al.	JP	3-105702	11/1991
2010/0049224	A1	2/2010	Vargas	JP	11-244395	9/1999
2010/0087843	A1	4/2010	Bertolote et al.	JP	2003-526410	9/2003
2010/0099945	A1	4/2010	Birk et al.	JP	2005-131380	5/2005
2010/0100079	A1	4/2010	Berkcan	JP	2005-334658	12/2005
2010/0145378	A1	6/2010	Gertner	SE	8503144	12/1986
2010/0152532	A1	6/2010	Marcotte	WO	WO 86/00079	1/1986
2010/0168508	A1	7/2010	Gertner	WO	WO 86/00912	2/1986
2010/0185049	A1	7/2010	Birk et al.	WO	WO 89/11701	11/1989
2010/0191265	A1	7/2010	Lau et al.	WO	WO 90/00369	1/1990
2010/0191271	A1	7/2010	Lau et al.	WO	WO 92/20349	11/1992
2010/0204647	A1	8/2010	Gertner	WO	WO 94/02517	2/1994
2010/0204723	A1	8/2010	Gertner	WO	WO 96/33751	1/1996
2010/0217071	A1	8/2010	Ricol	WO	WO 98/35639	8/1998
2010/0226988	A1	9/2010	Lebreton	WO	WO 98/35640	8/1998
2010/0228080	A1	9/2010	Tavori et al.	WO	WO 00/00108	1/2000
2010/0234682	A1	9/2010	Gertner	WO	WO 00/01428	1/2000
2010/0249803	A1	9/2010	Griffiths	WO	WO 00/09047	2/2000
2010/0280310	A1	11/2010	Raven	WO	WO 00/09049	2/2000
2010/0305397	A1	12/2010	Birk et al.	WO	WO 00/15158	3/2000
2010/0312046	A1	12/2010	Lau et al.	WO	WO 00/66196	11/2000
2010/0312147	A1	12/2010	Gertner	WO	WO 01/10359	2/2001
2010/0324358	A1	12/2010	Birk et al.	WO	WO 01/12078	2/2001
2011/0201874	A1	8/2011	Birk et al.	WO	WO 01/41671	6/2001
FOREIGN PATENT DOCUMENTS				WO	WO 01/47435	7/2001
CN	1367670	9/2002		WO	WO 01/47575	7/2001
DE	4225524	2/1994		WO	WO 01/49245	7/2001
DE	10020688	12/2000		WO	WO 01/52777	7/2001
EP	0119596	9/1984		WO	WO 01/68007	9/2001
EP	0230747	8/1987		WO	WO 01/85071	11/2001
EP	0416250	3/1991		WO	WO 02/05753	1/2002
EP	0611561	8/1994		WO	WO 02/09792	2/2002
EP	0695558	2/1996		WO	WO 02/019953	3/2002
EP	0876808	11/1998		WO	WO 02/26317	4/2002
EP	1036545	9/2000		WO	WO 02/053093	7/2002
EP	1072282	1/2001		WO	WO 02/065948	8/2002
EP	1105073	6/2001		WO	WO 02/096326	12/2002
EP	1396242	3/2004		WO	WO 03/007782	1/2003
EP	1396243	3/2004		WO	WO 03/055420	7/2003
EP	1491167	12/2004		WO	WO 03/057092	7/2003
EP	1491168	12/2004		WO	WO 03/059215	7/2003
EP	1529502	5/2005		WO	WO 03/077191	9/2003
EP	1547549	6/2005		WO	WO 03/101352	12/2003
EP	1574189	9/2005		WO	WO 03/105732	12/2003
EP	1600183	11/2005		WO	WO 2004/014245	2/2004
EP	1602346	12/2005		WO	WO 2004/019671	3/2004
EP	1704833	9/2006		WO	WO 2004/108025	12/2004
EP	1719480	11/2006		WO	WO 2004/112563	12/2004
EP	1736123	12/2006		WO	WO 2005/007232	1/2005
EP	1736195	12/2006		WO	WO 2005/009305	2/2005
EP	1736202	12/2006		WO	WO 2005/067994	7/2005
EP	1743605	1/2007		WO	WO 2005/072195	8/2005
EP	1829504	9/2007		WO	WO 2005/087147	9/2005
EP	1829505	9/2007		WO	WO 2005/094447	10/2005
EP	1829506	9/2007		WO	WO 2005/112888	12/2005
EP	1967168	9/2008		WO	WO 2006/040647	4/2006
EP	1992315	11/2008		WO	WO 2006/049725	5/2006
EP	2074970	7/2009		WO	WO 2006/083885	8/2006
EP	2074971	7/2009		WO	WO 2006/108203	10/2006
EP	2074972	7/2009		WO	WO 2007/067206	6/2007
EP	2095796	9/2009		WO	WO 2007/081304	7/2007
EP	2095798	9/2009		WO	WO 2007/106727	9/2007
EP	2191796	6/2010		WO	WO 2007/114905	10/2007
FR	1566202	5/1969		WO	WO 2007/145638	12/2007
FR	2688693	9/1993		WO	WO 2008/063673	5/2008
FR	2769491	4/1999		WO	WO 2008/134755	11/2008
FR	2783153	3/2000		WO	WO 2009/050709	4/2009
FR	2797181	2/2001		WO	WO 2009/132127	10/2009
FR	2799118	4/2001		WO	WO 2009/136126	11/2009
FR	2823663	10/2002		WO	WO 2010/042493	4/2010
FR	2855744	12/2004				

## OTHER PUBLICATIONS

- Ceelen et al.; "Surgical Treatment of Severe Obesity With a Low-Pressure Adjustable Gastric Band: Experimental Data and Clinical Results in 625 Patients"; *Annals of Surgery*; V. 237, No. 1; pp. 10-16; 2003.
- Dixon et al.; "Pregnancy After Lap-Band Surgery: Management of the Band to Achieve Healthy Weight Outcomes"; *Obesity Surgery*; V. 11, pp. 59-65; 2001.
- Neary et al.; "Peptide YY(3-36) and Glucagon-Like Peptide-1<sub>(7-36)</sub> Inhibit Food Intake Additively"; *Endocrinology*; V. 146; pp. 5120-5127; 2005.
- Padidela et al.; "Elevated basal and post-feed glucagon-like peptide 1 (GLP-1) concentrations in the neonatal period"; *European Journal of Endocrinology*; v. 160; pp. 53-58; 2009.
- Shi et al.; "Sexually Dimorphic Responses to Fat Loss After Caloric Restriction or Surgical Lipectomy"; *Am. J. Physiol. Endocrinol. Metab.*; V. 293; E316-E326; 2007.
- Xanthakos et al.; "Bariatric Surgery for Extreme Adolescent Obesity: Indications, Outcomes, and Physiologic Effects on the Gut-Brain Axis"; *Pathophysiology*; V. 15; pp. 135-146; 2008.
- "Innovative medical devices and implants"; *LGSP medical futures*, p. 5.
- Acuna-Goycolea et al.; "Mechanism of Neuropeptide Y, Peptide YY, and Pancreatic Polypeptide Inhibition of Identified Green Fluorescent Protein-Expressing GABA Neurons in the Hypothalamic Neuroendocrine Arcuate Nucleus"; *The Journal of Neuroscience*; V. 25(32); pp. 7406-7419; Aug. 10, 2005.
- Adrian et al.; "Mechanism of Pancreatic Polypeptide Release in Man"; *The Lancet*; pp. 161-163; Jan. 22, 1977.
- Anson; "Shape Memory Alloys—Medical Applications," *Source: Materials World*, vol. 7, No. 12, pp. 745-747, Dec. 1999.
- Asakawa et al.; "Antagonism of Ghrelin Receptor Reduces Food Intake and Body Weight Gain in Mice"; *Gut*; V. 52; pp. 947-952; 2003.
- Baggio et al. "Biology of Incretins: GLP-1 and GIP"; *Gastroenterology*; V. 132; pp. 2131-2157; 2007.
- Ballantyne; "Peptide YY(1-36) and Peptide YY(3-36): Part I. Distribution, Release, and Actions"; *Obesity Surgery*; V. 16; pp. 651-658; 2006.
- Ballantyne; "Peptide YY(1-36) and Peptide YY(3-36): Part II. Changes after Gastrointestinal Surgery and Bariatric Surgery"; *Obesity Surgery*; V. 16; pp. 795-803; 2006.
- Berne et al.; "Physiology"; V. 5; pp. 55-57, 210, 428, 540, 554, 579, 584, 591; 2004.
- BioEnterics Lap-Band Adjustable Gastric Banding System, Inamed Health, pub., pp. 1-115; Aug. 28, 2003.
- Boulant et al.; "Cholecystokinin in Transient Lower Oesophageal Sphincter Relaxation Due to Gastric Distension in Humans"; *Gut*; V. 40; pp. 575-581; 1997.
- Bradjewin et al.; "Dose Ranging Study of the Effects of Cholecystokinin in Healthy Volunteers"; *J. Psychiatr. Neurosci.*; V. 16 (2); pp. 91-95; 1991.
- Burdyga et al.; "Cholecystokinin Regulates Expression of Y2 Receptors in Vagal Afferent Neurons Serving the Stomach"; *The Journal of Neuroscience*; V. 28; No. 45; pp. 11583-11592; Nov. 5, 2008.
- Chaptini et al.; "Neuroendocrine Regulation of Food Intake"; *Current Opinion in Gastroenterology*; V. 24; pp. 223-229; 2008.
- Chaudhri; "Can Gut Hormones Control Appetite and Prevent Obesity?" *Diabetes Care*; V. 31; Supp 2; pp. S284-S289; Feb. 2008.
- Cohen et al.; "Oxyntomodulin Suppresses Appetite and Reduces Food Intake in Humans"; *J. Clin. Endocrinol. Metab.*; V. 88; No. 10; pp. 4696-4701; 2003.
- Corno et al.; "A new implantable device for telemetric control of pulmonary blood flow"; *New ideas*; received Apr. 24, 2004; received in revised form Jul. 12, 2002; 10 pages.
- Corno et al.; "FlowWatch<sup>TM</sup> in clipped and inlipped position"; *Interact Cardio Vasc Thorac Surg* 2002; 1:46-49; Copyright © 2002 The European Association for Cardio-thoracic Surgery; 1 page.
- Cummings et al.; "Plasma Ghrelin Levels After Diet-Induced Weight Loss or Gastric Bypass Surgery"; *N. Engl. J. Med.*; V. 346, No. 21; pp. 1623-1630; May 23, 2002.
- Cummings; "Gastrointestinal Regulation of Food Intake"; *The Food Journal of Clinical Investigation*; V. 117, N. 1; pp. 13-23; Jan. 2007.
- Dakin et al.; "Oxyntomodulin Inhibits Food Intake in the Rat"; *Endocrinology*; V. 142; No. 10; pp. 4244-4250; 2001.
- Dakin et al.; "Peripheral Oxyntomodulin Reduces Food Intake and Body Weight gain in Rats"; *Endocrinology*; V. 145; No. 6; pp. 2687-2695; Jun. 2004.
- Davison; "Activation of Vagal-Gastric Mechanoreceptors by Cholecystokinin"; *Proc. West. Pharmacol. Soc.*; V. 29; pp. 363-366; 1986.
- De Waele et al.; "Endoscopic Volume Adjustment of Intra-gastric Balloons for Intolerance"; *Obesity Surgery*; V. 11; pp. 223-224; 2001.
- De Waele et al.; "Intra-gastric Balloons for Preoperative Weight Reduction"; *Obesity Surgery*; V. 58; pp. 58-60; 2001.
- Desai et al.; "Molecular Weight of Heparin Using <sup>13</sup>C Nuclear Magnetic Resonance Spectroscopy"; *Journal of Pharmaceutical Science*, V. 84, I 2; 1995, Abstract only.
- Doldi et al.; "Intra-gastric Balloon: Another Option for Treatment of Obesity and Morbid Obesity"; *Hepato-Gastroenterology*; V. 51, N. 55; pp. 294-307; Jan.-Feb. 2004.
- Doldi et al.; "Treatment of Morbid Obesity with Intra-gastric Balloon in Association with Diet"; *Obesity Surgery*; V. 10, pp. 583-587; 2000.
- Doldi et al.; "Intra-gastric Balloon in Obese Patients"; *Obesity Surgery*; V. 10, 578-581; 2000.
- Ekblad et al.; "Distribution of Pancreatic Peptide and Peptide-YY"; *Peptides*; V. 23; pp. 251-261; 2002.
- El Khoury et al.; "Variation in Postprandial Ghrelin Status Following Ingestion of High-Carbohydrate, High Fat, and High Protein Meals in Males"; *Ann Nutr Metab*; V. 50; pp. 260-269; 2006.
- Galloro et al.; "Preliminary Endoscopic Technical Report of an New Silicone Intra-gastric Balloon in the Treatment of Morbid Obesity"; *Obesity Surgery*; V. 9, pp. 68-71; 1999.
- GinShiCel MH Hydroxy Propyl Methyl Cellulose, Web Page <http://www.ginshicel.cn/MHPC.html>, Nov. 12, 2008.
- Girard; "The incretins: From the concept to their use in the treatment of type 2 diabetes. Part A: Incretins: Concept and physiological functions"; *Diabetes and Metabolism*; V. 34; pp. 550-559; 2008.
- Greenough et al.; "Untangling the Effects of Hunger, Anxiety, and Nausea on Energy Intake During Intravenous Cholecystokinin Octapeptide (CCK-8) Infusion"; *Physiology & Behavior*; V. 65, No. 2; pp. 303-310; 1998.
- Grise et al.; "Peptide YY Inhibits Growth of Human Breast Cancer in Vitro and in Vivo"; *Journal of Surgical Research*; V. 82; pp. 151-155; 1999.
- Grundy; "Signaling the State of the Digestive Tract"; *Autonomic Neuroscience: Basic and Clinical*; V. 125; pp. 76-80; 2006.
- Grundy; "Vagal Control of Gastrointestinal Function"; *Bailliere's Clinical Gastroenterology*; V. 2; No. 1; pp. 23-43; 1988.
- Hallden et al. "Evidence for a Role of the Gut Hormone PYY in the Regulation of Intestinal Fatty Acid Binding Protein Transcripts in Differentiated Subpopulations of Intestinal Epithelial Cell Hybrids"; *Journal of Biological Chemistry*; V. 272 (19); pp. 125916-126000; 1997.
- Hameed et al.; "Gut hormones and appetite control." *Oral Diseases*; V. 15; pp. 18-26; 2009.
- Hassan et al.; "Effects of Adjuvants to Local Anesthetics on Their Duration III Experimental Studies of Hyaluronic Acid" *Abstract Pub Med [Acta Anesthesiol Scand.]*; 29 (4): 384-8], 1 page; May 1985.
- Hodson et al.; "Management of Obesity with the New Intra-gastric Balloon"; *Obesity Surgery*; V. 11, pp. 327-329, 2001.
- Holzer; "Gastrointestinal Afferents as Targets of Novel Drugs for the Treatment of Functional Bowel Disorders and Visceral Pain"; *European Journal of Pharmacology*; V. 429; pp. 177-193; 2001.
- Houpt; "Gastrointestinal Factors in Hunger and Satiety." *Neuroscience and Behavioral Reviews*; V. 6; pp. 145-164; 1982.
- Jones; "Molecular, pharmacological, and clinical aspects of liraglutide, a once-daily human GLP-1 analogue"; *Molecular and Cellular Endocrinology*; V. 297; pp. 137-140; 2009.
- Kerem et al.; "Exogenous Ghrelin Enhances Endocrine and Exocrine Regeneration in Pancreatectomized Rats"; *J Gastrointest Surg*; V. 13; pp. 775-783, 2009.

- Kesty et al.; "Hormone-based therapies in the regulation of fuel metabolism and body weight"; *Expert Opin. Biol. Ther.*; V. 8; No. 11; pp. 1733-1747; 2008.
- Kissileff et al.; "Peptides that Regulate Food Intake: Cholecystokinin and Stomach Distension Combine to Reduce Food Intake in Humans"; *Am. J. Physiol. Regul. Integr. Comp. Physiol.*; V. 285; pp. 992-998; 2003.
- Kojima et al.; "A role for pancreatic polypeptide in feeding and body weight regulation." *Peptides*; V. 28; pp. 459-463; 2007.
- Kulicke et al. "Visco-Elastic Properties of Sodium Hyaluronate Solutions," *American Institute of Physics*; pp. 585-587; 2008.
- Lap-Band AP System Adjustable Gastric Banding System With Omniform™ Design: Directions for Use (DFU); Allergan, 16 pages; 2009.
- Le Roux et al.; "Gut Hormone Profiles Following Bariatric Surgery Favor an Anorectic State, Facilitate Weight Loss, and Improve Metabolic Parameters"; *Ann. Surg.*; V. 243; No. 1; pp. 108-114; Jan. 2006.
- Liu et al.; "Adjuvant Hormonal Treatment With Peptide YY or Its Analog Decreases Human Pancreatic Carcinoma Growth"; *The American Journal of Surgery*; V. 171; pp. 192-196; Jan. 1996.
- Mathus-Vliegen et al. "Intragastric Balloons for Morbid Obesity: Results, Patient Tolerance and Balloon Life Span"; *Br. J. Surg.*; V. 77, No. 7, pp. 76-79; Jan. 1990.
- Mathus-Vliegen et al. "Treating Morbid and Supermorbid Obesity" *International Journal of Gastroenterology*; V. 5, No. 1, pp. 9-12; 2000.
- Medeiros et al.; "Processing and metabolism of Peptide-YY: Pivotal roles of Dipeptidase-IV, Aminopeptidase-P, and Endopeptidase-24.11"; *Endocrinology*; V. 134, No. 5; pp. 2088-2094; 1994.
- Naslund et al. "Pranidal subcutaneous injections of glucagon-like peptide-1 cause weight loss in obese human subjects"; *British Journal of Nutrition*; V. 91; pp. 439-446; 2004.
- Potier et al.; "Protein, amino acids, and the control of food intake"; *Current Opinion in Clinical Nutrition and Metabolic Care*; V. 12; pp. 54-58; 2009.
- Qjan et al.; "Pulmonary delivery of a GLP-1 receptor agonist, BMS-686117"; *International Journal of Pharmaceutics*; V. 366; pp. 218-220; 2008.
- Rang et al.; "Pharmacology"; V. 5; pp. 203, 397, 402, 524; 2004.
- Raybould et al.; "Integration of Postprandial Gastrointestinal Tract: Role of CCK and Sensory Pathways"; *Annals of New York Academy of Science*; pp. 143-156; 1994.
- Renshaw et al. "Peptide YY: A Potential Therapy for Obesity"; *Current Drug Targets*; V. 6; pp. 171-179; 2005.
- Sannino et al.; "Crosslinking of Cellulose Derivatives and Hyaluronic Acid with Water-Soluble Carbodiimide" *Polymer* 46; pp. 11206-11212; 2005.
- Shechter et al.; "Reversible PEGylation of peptide YY3-36 prolongs its inhibition of food intake in mice"; *FEBS Letters*; V. 579; pp. 2439-2444; 2005.
- Silver et al.; "Physical Properties of Hyaluronic Acid and Hydroxypropylmethylcellulose in Solution: Evaluation of Coating Ability" *Journal of Applied Biomaterials*, V. 5; pp. 89-98, 1994.
- Small et al.; "Gut hormones and the control of appetite"; *TRENDS in Endocrinology and Metabolism*; V. 15. No. 6; pp. 259-263; Aug. 2004.
- Stanley et al.; "Gastrointestinal Satiety Signals III. Glucagon-like Peptide 1, oxyntomodulin, peptide YY, and pancreatic polypeptide"; *Am. J. Physiol. Gastrointest. Liver Physiol.*; V. 286; pp. 693-697; 2004.
- Tezel; "The Science of Hyaluronic Acid Dermal Fillers," *Journal of Cosmetic and Laser Therapy* (2008) 10: pp. 35-42.
- Tolhurst et al.; "Nutritional regulation of glucagon-like peptide secretion"; *J. Physiol.*; V. 587, No. 1; pp. 27-32; 2009.
- Totte et al.; "Weight Reduction by Means of Intragastric Device: Experience with the BioEnterics Intragastric Balloon"; *Obesity Surgery*; V. 11, pp. 519-523; 2001.
- Tough et al.; "Y<sub>4</sub> Receptors Mediate the Inhibitory Responses of Pancreatic Polypeptide in Human and Mouse Colon Mucosa"; *The Journal of Pharmacology and Experimental Therapeutics*; V. 319, No. 1; pp. 20-30; 2006.
- Tseng et al.; "Peptide YY and cancer: Current findings and potential clinical applications"; *Peptides*; V. 23; pp. 389-395; 2002.
- Valassi et al.; "Neuroendocrine control of food intake"; *Nut. Metab. & Cardiovasc. Disease*; V. 18; pp. 158-168; 2008.
- Van Der Lely et al.; "Biological, Physiological, Pathophysiological Aspects of Ghrelin"; *Endocrine Reviews*; V. 25, No. 3; pp. 426-457; 2004.
- Verdich et al. "A Meta-Analysis of the Effect of Glucagon-Like Peptide-1 (7-36) Amide on ad Libitum Energy Intake in Humans"; *J. Clin. Endocrinol. Metab.* V. 86; pp. 4382-4389; Sep. 2001.
- Wahlen et al.; "The BioEnterics Intragastric Balloon (BIB): How to Use It"; *Obesity Surgery*; V. 11; pp. 524-527; 2001.
- Wang et al.; "Plasma Ghrelin Modulation in Gastric Band Operation and Sleeve Gastrectomy"; *Obes. Surg.*; pp. 357-362; 2008.
- Weiner et al.; "Preparation of Extremely Obese Patients for Laparoscopic Gastric Banding by Gastric Balloon Therapy"; *Obesity Surgery*; V. 9, pp. 261-264, 1999.
- Wynne et al.; "Subcutaneous Oxyntomodulin Reduces Body Weight in Overweight and Obese Subjects: A Double-Blind Randomized, Controlled Trial"; *Diabetes*; V. 54; pp. 2390-2395; 2005.
- Yuzuriha et al.; "Gastrointestinal Hormones (anorexigenic peptide YY and orexigenic ghrelin) influence neural tube development"; *FASEB J.*; V. 21; pp. 2108-2112; 2007.

\* cited by examiner

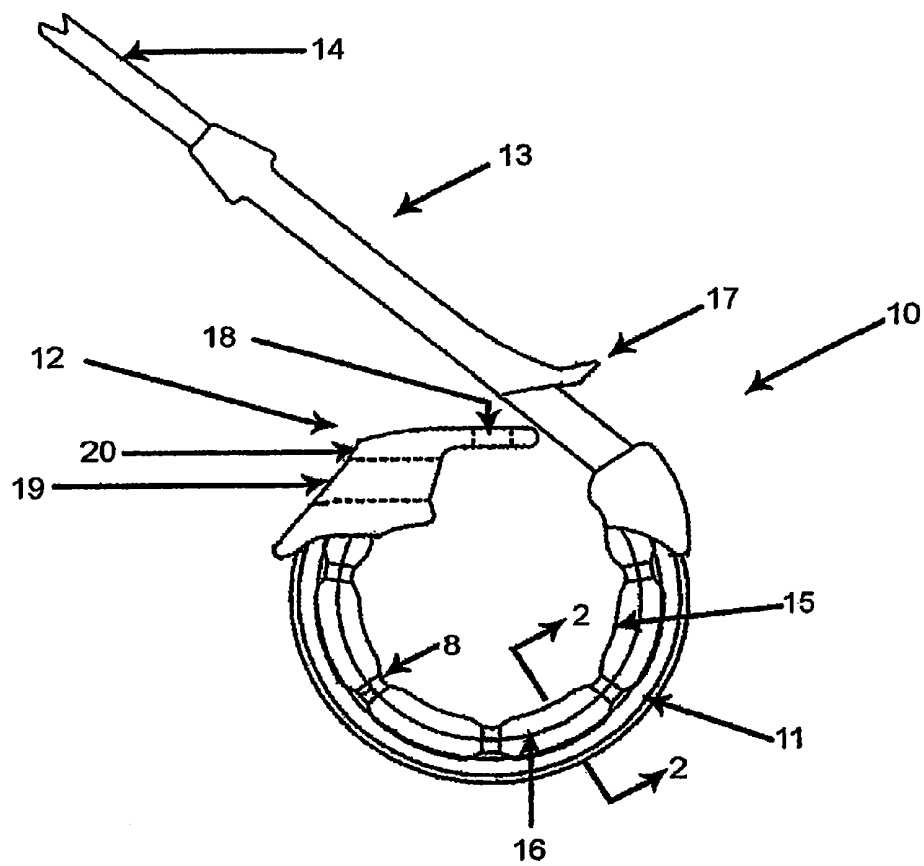


FIG. 1

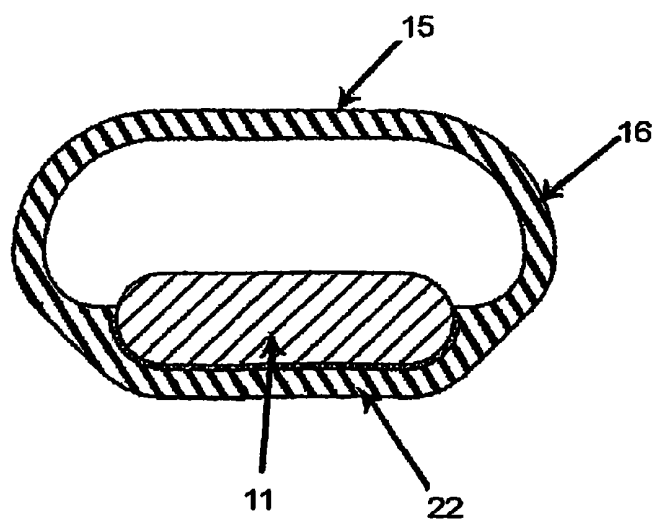
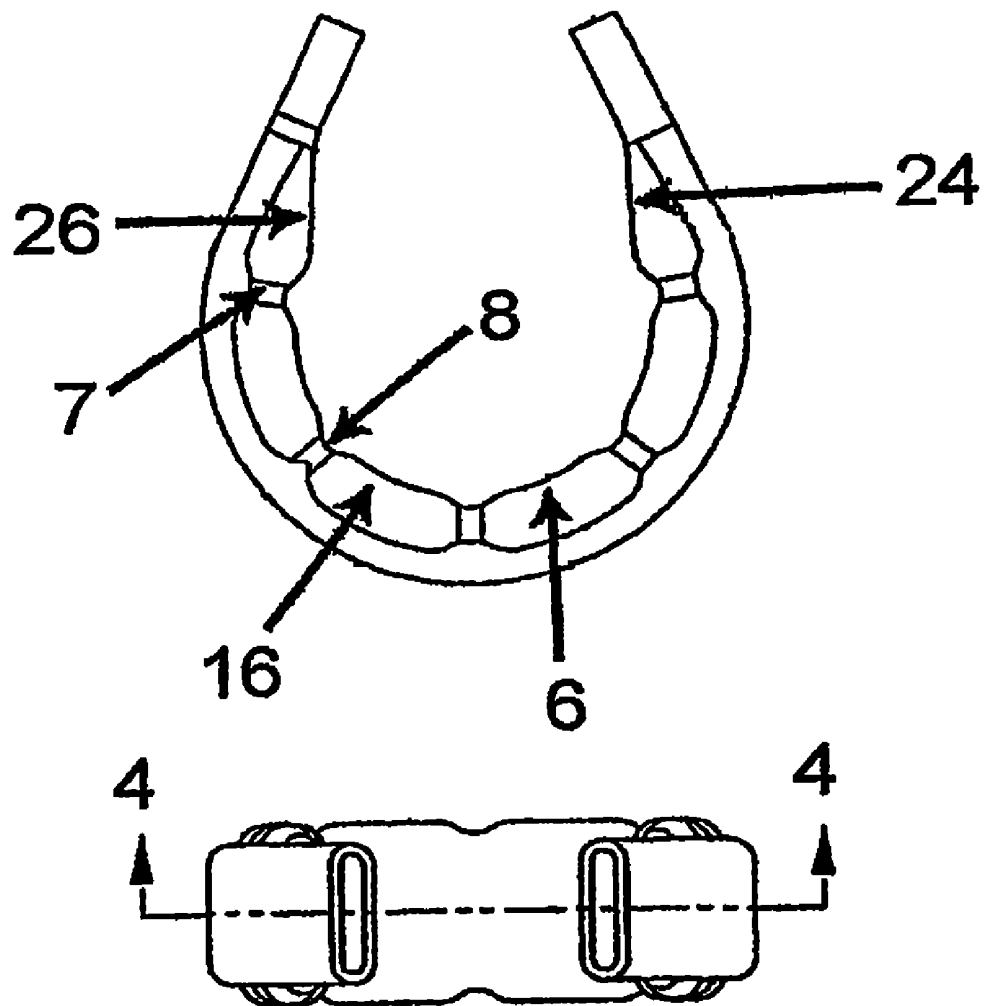


FIG. 2



**FIG. 3**

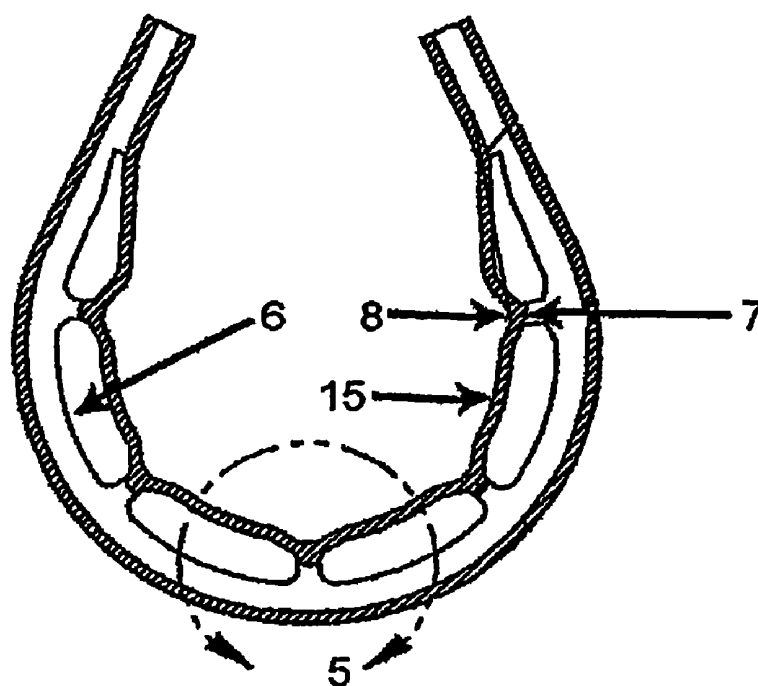


FIG. 4

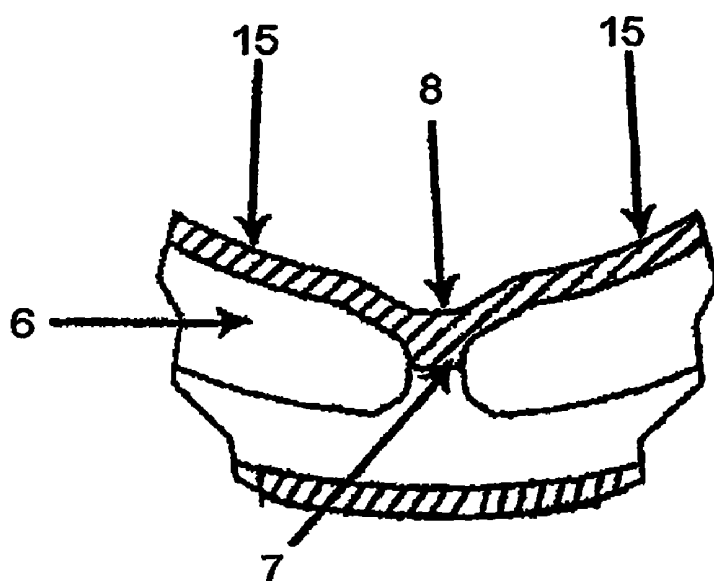


FIG. 5

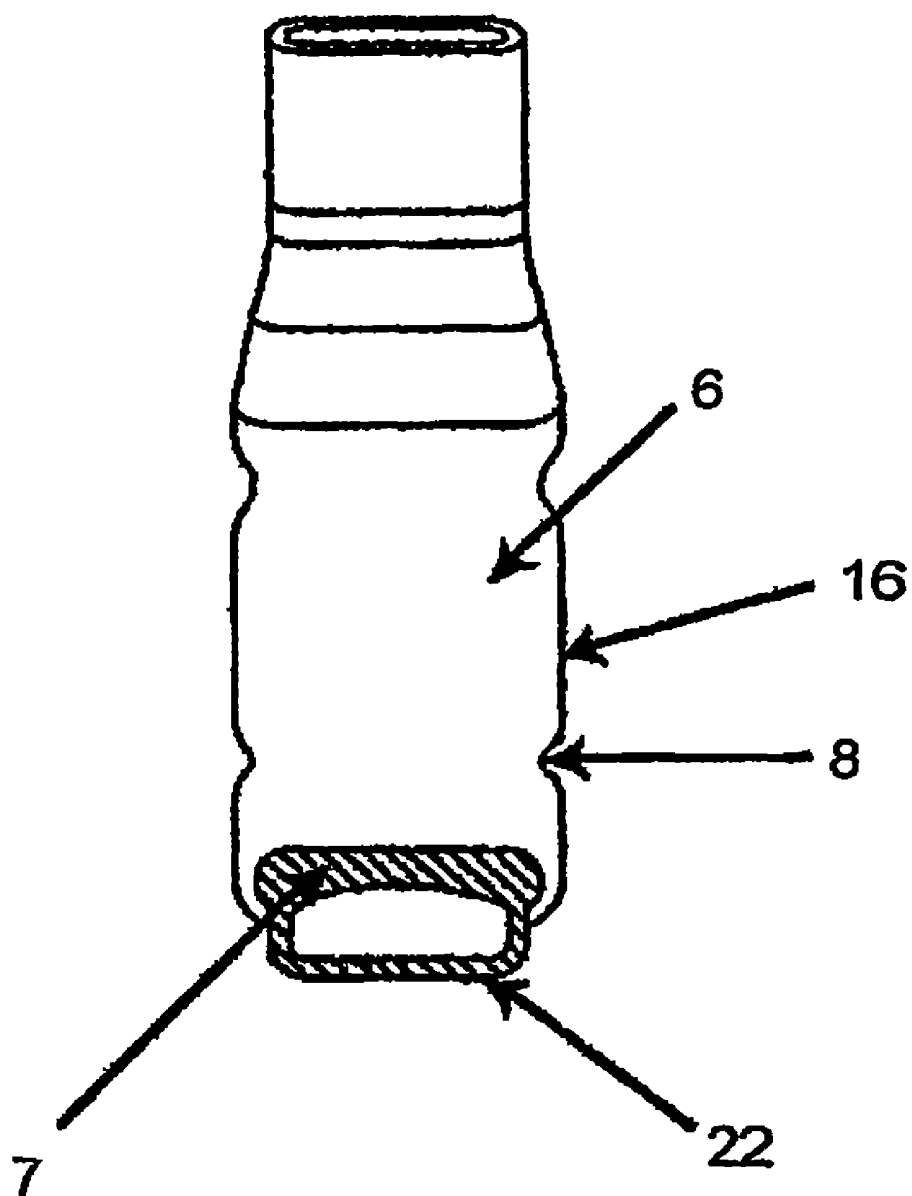


FIG. 6

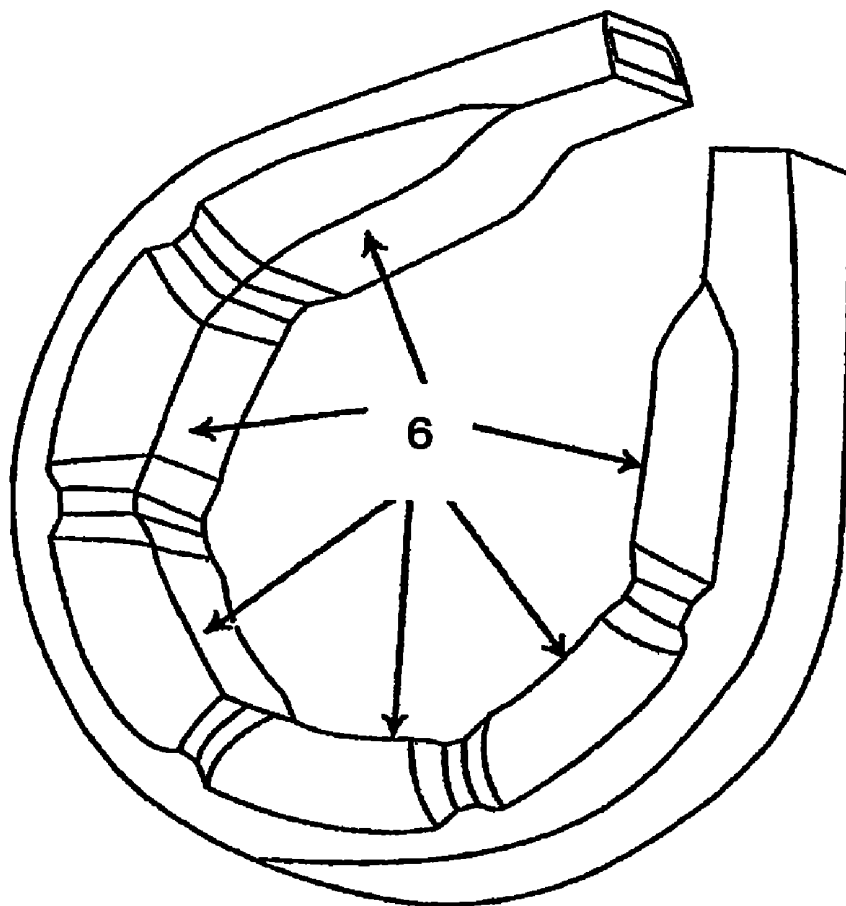


FIG. 7

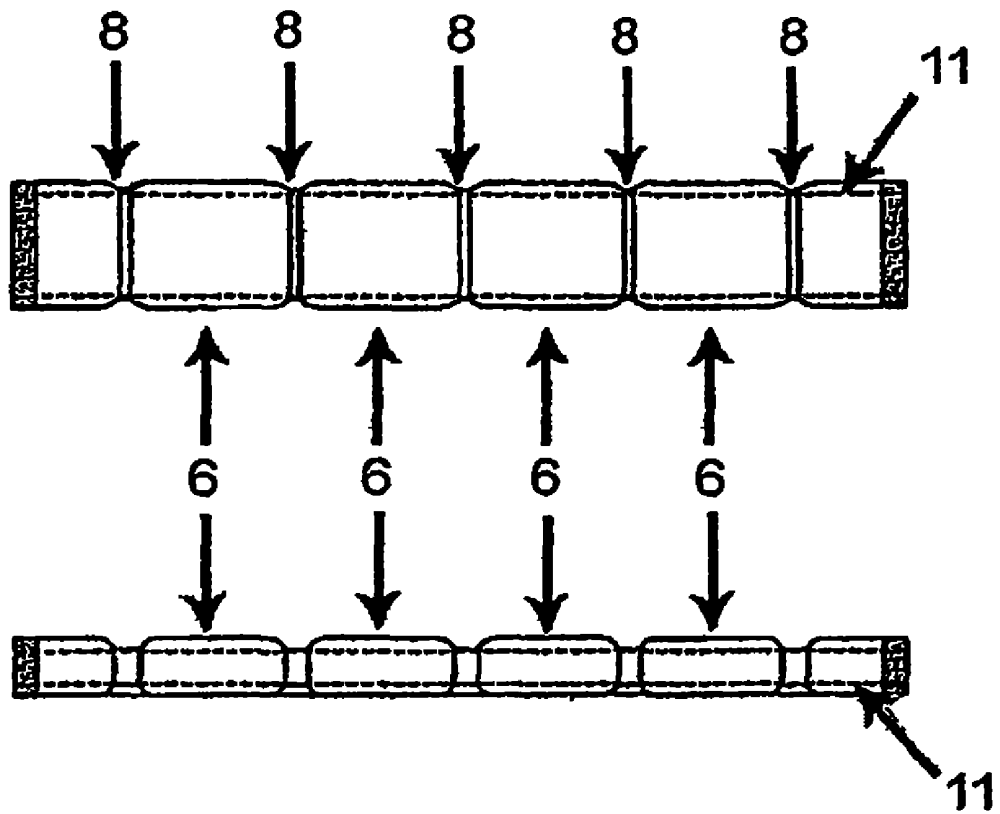


FIG. 8

# FATIGUE-RESISTANT GASTRIC BANDING DEVICE

## CROSS REFERENCE TO RELATED APPLICATIONS

This application is a continuation of and claims the benefit and priority of U.S. application Ser. No. 10/492,784, filed Apr. 18, 2005, now U.S. Pat. No. 7,811,298, which claims the benefit and priority of PCT Application No. PCT/US2003/026678, filed Aug. 26, 2003, which claims the benefit and priority of U.S. Provisional Patent Application No. 60/407,219, filed Aug. 28, 2002, the entire disclosure of each of these applications is incorporated herein by reference.

## BACKGROUND

### 1. Field of the Invention

The present invention relates generally to surgically implanted gastric bands for encircling the stomach having notches, ribs and/or chambers in the inflatable portion to reduce fatigue or crease fold failure in the device, while increasing the range of adjustment. A method for treating morbid obesity utilizing a fatigue-resistant gastric banding device is also disclosed.

### 2. Description of the Related Art

A belt-like gastric band for encircling the stomach to control morbid obesity is disclosed by Vincent in U.S. Pat. No. 5,601,604, incorporated herein by reference. The band comprises a belt that can be passed around the stomach and locked into an encircling position in order to create a stoma opening within the stomach. An adjustable portion of the band comprises an inflatable member, which permits fine adjustment of the stoma opening after the stoma is created by locking the band in place. The stoma opening may be adjusted by injecting or withdrawing a fluid into or from an inflatable member. The means for injecting the fluid into the inflatable member usually comprises a fill port located beneath the skin that can be accessed extracorporeally by transdermal injection. Thus, following implantation, the gastric band can be adjusted to enlarge or reduce the stoma as required.

The gastric band is implanted surgically, via open or laparoscopic surgery, which may involve placement of a calibrating apparatus in the stomach to position the stoma and size the pouch created above the stoma. The gastric band is imbricated in position about the stomach to prevent slippage, usually by gastro-gastric sutures (i.e. tissue is wrapped over the band and sutured to itself).

As disclosed by Vincent, the inflatable member or shell is preferably substantially coextensive with an inner stomach-facing surface of the gastric band. Furthermore, it has been observed that the inflatable member should not wrinkle or fold when adjusted, so as to present a substantially smooth contour along the inner circumference. This ensures not only that stomach tissue will not be pinched by the inflatable member, which could lead to discomfort or necrosis, but also protects the shell from a phenomenon known as crease fold failure, which may occur if it is inflated beyond its intended range of adjustment. In the field, it has been observed that silicone or other elastomeric materials commonly used in the manufacture of gastric bands can fatigue or fail if repeatedly compressed, folded, wrinkled, buckled under stress or creased by, for example, over-inflation. This failure mode, which may include abrasion of the opposing surfaces against one another, abrasion of the inner surface of the fold "peak" against the opposing chamber wall, or fatigue of the material

at folder intersections (the most highly-stressed areas), is sometimes referred to as crease fold failure.

In some cases, it has also been noted that existing adjustable gastric bands do not provide the overall size or range of adjustment desirable for use in particular patients. For instance, existing gastric bands may be either too large or too small to encircle a patient's stomach, while still allowing for a properly sized stoma. This may be due, for instance, to variations from patient to patient and their individual internal physiologies. Thus, gastric bands are now available in several different sizes, measured according to the circumference of the band (e.g. 9.75 cm, 11 cm, etc.). But due to variations in not only patient physiology, but also in the location and encircling position of the band, the surgical technique used, etc., it may not be evident what size band is necessary until a patient is undergoing surgery. Rather than have a variety of different sizes of gastric bands on hand during the surgical procedure, it would be desirable to have one universal size gastric band available that is adjustable over a wider range than those bands known in the prior art.

If the overall size of the gastric band is increased, the inflatable shell portion may not be capable of being adjusted to form a relatively small stoma without creases, wrinkles or folds forming on the inner stomach-facing surface, which may lead to fatigue or failure of the inflatable member, necessitating additional surgery. It would therefore be desirable to provide a universal size of a fatigue-resistant gastric band having an inflatable member that can be adjusted over a wide range of stoma openings.

## OBJECTS OF THE INVENTION

The foregoing demonstrates a need for a surgically implantable gastric band having a universal size and offering a range of adjustability suitable for use in a variety of patients.

It is therefore an object of the present invention to provide a gastric band universally sized for use in patients with varying internal physiologies.

It is another object of the present invention to provide a gastric band having an inflatable member adjustable over a wider range of stoma openings than currently available devices.

It is yet another object of the present invention to provide a gastric band having an inflatable member that is substantially coextensive with an inner stomach-facing surface of the gastric band.

Still another object of the present invention is to provide a gastric band having an inflatable member that does not wrinkle or fold when adjusted over a wide range, so as to present a substantially smooth contour along the inner circumference, and to avoid fatigue or failure of the member itself.

Various other objects, advantages and features of the present invention will become readily apparent from the ensuing detailed description and the novel features will be particularly pointed out in the appended claims.

## SUMMARY OF THE INVENTION

A preferred embodiment of the invention provides a fatigue-resistant gastric banding device for the treatment of morbid obesity. The device has a gastric band suited for laparoscopic placement around the stomach of a patient to form an adjustable stoma opening. The gastric band has a multi-chambered inflatable member for adjusting the inner circumference of the band. The inflatable member is preferably substantially coextensive with an inner stomach-facing

surface of the gastric band. The inflatable member is chambered so as to not wrinkle or fold when adjusted over its range of adjustment, thereby presenting a substantially smooth contour along the inner circumference and reducing fatigue or failure of the device.

Another embodiment of the present invention is a gastric band having an inflatable shell including a plurality of chambers. Separating the chambers is at least one notch and/or reinforcing rib. Upon inflation of the gastric band, the chambers, ribs and/or notches eliminate creasing, folding or wrinkling of said inflatable shell, thereby reducing fatigue on the device.

Yet another embodiment of the present invention is a method of treating morbid obesity. The method of treatment includes the steps of providing a gastric band having an inflatable shell with a plurality of chambers, ribs and/or notches. A further step requires placing the gastric band around the stomach of a patient to be treated for morbid obesity, and inflating the gastric band to form a stoma.

The fatigue-resistant gastric band of the present invention may be adjusted by adding fluid to or removing fluid from the chambered inflatable member or shell by means of a subcutaneous access port, via a remotely controllable pump, using pressurized fluid or through other means well known to one skilled in the art.

#### BRIEF DESCRIPTION OF THE DRAWINGS

The following detailed description given by way of example, but not intended to limit the invention solely to the specific embodiments described, may best be understood in conjunction with the accompanying drawings in which:

FIG. 1 is a top view of a gastric band according to one embodiment of the present invention;

FIG. 2 is a cross-sectional view of the gastric band shown in FIG. 1 taken along line 2-2;

FIG. 3 is a top and side view of the encircling portion of a fatigue-resistant inflatable shell of the gastric band of FIG. 1;

FIG. 4 is a cross-sectional top view of the fatigue-resistant inflatable shell of FIG. 3 taken along line 4-4;

FIG. 5 is a close up cross-sectional view of a convolution point of the fatigue-resistant inflatable shell of FIG. 4 taken in area 5;

FIG. 6 is a cross-sectional view of the fatigue-resistant inflatable shell of FIG. 3 taken along line 6-6 showing the relative thickness of a reinforcing rib;

FIG. 7 is a perspective view of the encircling portion of a fatigue-resistant inflatable shell of a gastric band according to the present invention; and

FIG. 8 is a top and side view of a portion of the gastric band of FIG. 1 straightened to show the width and projection of the chambers in relation to the inner band portion.

#### DETAILED DESCRIPTION

An inflatable gastric band 10 according to the present invention is shown in FIG. 1. The gastric band 10 has a body portion 11 and an inflatable portion or shell 16. The body portion 11 has a head end 12 and a tail end 13. The head end 12 of the body portion 11 has a buckle 19 with a pull-tab 18. The tail end 13 includes a belt tab 17. Upon insertion of the tail end 13 including a fill tube 14 through the buckle 19, the tail end 13 is drawn through the buckle 19 until the belt tab 17 catches on the exit side 20. In this position the gastric band 10 is releasably locked in a closed loop position and secured by the buckle 19 and the belt tab 17.

The fill tube 14, which is generally a tube having a single lumen (not shown) coextensive therewith, is connected to an end of the gastric band 10. In FIG. 1 it is shown attached to the tail end 13 and in fluid communication with an inflatable shell 16. It will be apparent to one of skill in the art that other arrangements of the fill tube 14 could be made including attachment to the head end 12 without departing from the scope of the present invention.

The inflatable shell 16 is formed to receive the body portion 11 as shown in FIG. 2, which is a cross sectional view of FIG. 1 taken along line 2-2. The inflatable shell 16 is preferably substantially coextensive with the body portion 11, as shown in FIG. 1. The body portion 11 may be attached to the interior of the inflatable shell 16 through the use of adhesives compatible for use within the body or other methods known to those skilled in the art of implantable medical device manufacture. The inflatable shell 16 includes an inner stomach-facing surface 15 that forms a stoma when placed around the stomach. It is this surface that has traditionally been the location of failure due to crease fold fatigue.

To reduce the potential for crease fold failure or high stresses in the inner surface 15, the inflatable shell 16 has pre-formed stress-reducing notches 8 separating chambers 6. FIG. 3 shows a top view of the inflatable shell 16 of gastric band 10 with plurality of chambers 6 each separated by a respective notch 8. FIG. 3 differs from FIG. 1 in that it shows just the inflatable shell 16 without the inner portion 11 of the gastric band 10.

Similarly, FIG. 4 shows a cross-sectional top view of the inflatable shell 16 shown in FIG. 3. In FIG. 4, the inside of the inflatable shell 16 is depicted with reinforcing ribs 7 at each of the notches 8 separating each of the chambers 6. However, as shown in FIG. 3, the first chamber 24 and the last chamber 26 of the inflatable shell 16 may be formed with only one rib 7.

The band may be formed with a single notch 8 along the inner stomach-facing surface 15 of the inflatable shell 16, or more preferably, with multiple notches 8. Similarly, the band may be formed with a single reinforcing rib 7 inside the inflatable shell 16, or more preferably, with multiple ribs 7. Most preferably, the inflatable shell 16 is formed with corresponding ribs 7 and notches 8. The notches 8, chambers 6, and ribs 7 are formed in the inflatable shell 16 during the manufacturing process and are a feature of the inflatable shell 16 of the gastric band 10 whether filled or unfilled (i.e. whether the band is inflated or un-inflated). This helps to ensure that upon initial positioning of the gastric band 10 there is no pinching of the stomach.

FIG. 6 shows a cross sectional view of the inflatable shell 16 of FIG. 3 taken along line 6-6. In FIG. 6, the thickness of the rib 7 can be seen relative to the thickness of the inflatable shell 16. FIG. 6 also shows that the width of the chambers 6 may extend beyond the width of an outer surface 22 of the inflatable shell 16. Similarly, FIG. 8 shows the chambers 6 extending beyond the width of the body portion 11 (designated by the dotted line). The greater size of the chambers 6 relative to the body portion 11 helps to evenly distribute the forces applied to the stomach through the inflation of the gastric band 10.

FIG. 5 shows a close-up view of a notch 8 and rib 7 of the inflatable shell 16. Also shown in FIG. 5 are chambers 6 on either side of the rib 7. From FIG. 5, it can be seen that the portions of the inner surface 15 immediately adjacent to the notches 8 will not come in contact with one another upon inflation of a gastric band 10 having an inflatable shell 16 so designed. This prevents wear and rubbing of the inner surface 15. Also as a result of the notch 8, a crease will not form in the inner surface 15 of the inflatable shell 16. Further, because of

this, the chamber 6 can be inflated to a much greater volume forming a smaller stoma than similar sized gastric bands known in the prior art.

The effects of the notch 8 can be described as follows: the notch 8 acts as a pre-formed crease in the inflatable shell 16. The notch 8 acts similarly to the crease that may form in gastric bands known in the prior art as it provides a point around which the body portion 11 is allowed to bend the inner surface 15 of the gastric band 10 to form a substantially circular band. One with basic geometry skills will understand that the inner surface 15 and the body portion 11 have substantially similar lengths. As a result of this, if the body portion 11 and the inflatable shell 16 are not pre-formed in a circle, when they are subsequently bent into a circular form, the interior surface 15 must in some fashion eliminate a portion of its overall length to form a circle having a smaller inner circumference than outer circumference. This reduction in circumference has heretofore occurred in prior art gastric bands through the formation of undesirable creases on the inner stomach-facing surface of the gastric band, resulting in a reduced range of inflation for such bands. The formation of these creases alleviates the material stresses in forming the circular shape, but causes point loading at the top and bottom of the creases as well as providing a point of friction between two facing sides of the crease. By forming the inflatable shell 16 in a circle with pre-formed notches 8, the aforementioned stresses are drastically reduced because the notch 8, alone or in combination with a rib 7, is formed in a fashion that prevents opposing sides of the notch 8 from buckling and reduces stress, while allowing for a great range of inflation versus prior art devices. Additionally, the effects of the point loading associated with the extremities of the crease can be alleviated by the notch 8, especially when the notch 8 is formed in conjunction with a reinforcing rib 7.

In practice, the gastric band is placed in an encircling position around the stomach using known surgical techniques, including, preferably laparoscopy. Laparoscopic placement is accomplished by introducing the fill tube 14 through a laparoscopic cannula (not shown) into the patient's abdomen. Laparoscopic placement begins with blunt dissection behind the stomach, usually two to three centimeters below the gastro-esophageal junction. Typically, the end of the fill tube 14 and the tail end 13 are passed around the stomach and drawn through the buckle 19, past the exit side 20 so that the belt tab 17 and the buckle 19 are releasably locked together. In this sense, the band is a "one-size-fits-all" device—like that described by Vincent—but because of its notched design, the gastric band is adjustable over a greater range without creasing or folding than Vincent and other known prior art bands.

The stoma—the narrow opening in the stomach created by the band—may be adjusted after the band is secured in this single position. Prior art gastric bands employ an adjustable balloon portion that is used for post-operative adjustment of the stoma as necessary. These adjustable balloons, as discussed above, are prone to creasing. The pre-formed notches 8, chambers 6 and ribs 7 of the inflatable gastric band 10 described herein provide for increased fill volumes, e.g. up to 10 cc, without wrinkles or folds forming in the shell. As in the Vincent band, the inflatable shell 16 is preferably coextensive with the inner stomach-facing surface 15 of the band between the belt tab 17 and the buckle 19. The interior of the inflatable shell 16 is in fluid communication with an injection reservoir, remote pump, pressure reservoir or other adjustment means (not shown) via fill tube 14, as with prior art adjustable gastric bands. The inflatable shell 16 is gradually inflated with saline or other biocompatible fluid via the adjustment means such

that the inflatable shell 16, and in particular the inner surface 15 thereof presses on and constricts the stomach underlying the band. This results in a decrease of the opening (stoma) inside the stomach directly under the encircling gastric band 10.

During inflation of the gastric band 10, the notches 8 and the ribs 7 resist deflection. At the same time, the chambers 6 do not comparatively resist deflection. This results in the areas of the inflatable shell 16 where the ribs 7 are located forming deeper notches 8 upon inflation. Accordingly, these notches 8 reduce the stresses in the inflatable shell 16 and reduce the potential for crease fold failure by eliminating contact between the two sides of the notch 8.

Despite the addition of the notches 8 and ribs 7, the gastric band 10 forms a substantially circular constriction around the stomach upon inflation. The chambers 6 of the inflatable shell 16 direct the locations of inflation. Because of the greater deflections of the inflatable shell 16 in the chambers 6 as compared to the area of the notches 8 and ribs 7, the gastric band 10, and in particularly the inner surface 15 is prevented from pinching the surface of the stomach between two chambers 6 when in its inflated state, thereby reducing the potential for patient discomfort and necrosis.

The gastric band 10, as shown in FIG. 1, allows for greater adjustability and fill volume range than current gastric bands, while reducing the potential for fatigue failure, crease fold failure, or pinching of the stomach. Through the use of the chambers 6, notches 8, and the elimination of crease points, the inflatable shell 16 is provided a greater expandable range and is able to produce a smaller opening without fear of pinching the stomach. Similarly, because the crease points are eliminated, the likelihood of crease fold failure is also reduced. It is the possibility of pinching the stomach, and the potential for crease-fold failure that limit the operable range of currently known devices. The reduction of these possibilities increases the range of the stoma opening that may be formed with a single gastric band, while safely treating the obese patient.

Another embodiment of the present invention is an inflatable gastric band with an inflatable shell that is separated into multiple, isolated inflatable compartments or chambers. The inflation of the isolated chambers may or may not be circular, but will not crease, wrinkle or fold. Each isolated chamber may be inflated separately or simultaneously with other isolated chambers and will expand without creasing, wrinkling or folding. A compartmentalized gastric band allows for even greater adjustability and fill volume ranges than current gastric bands while reducing the potential for fatigue failure or crease fold failure.

For example, it may be desirable to reduce the size of the stoma in a particular direction. In such instances, a chamber on that side of the gastric band could be inflated without changing the size of the remaining chambers. Accordingly, greater flexibility is available in a device having isolated chambers that may be independently filled and adjusted. Such an arrangement requires independent filling pathways for each chamber.

The design of the present invention has been described for use in gastric banding devices, but may also be incorporated into any inflatable or expandable device that uses silicone or other elastomeric or polymeric materials where there may be a concern over crease fold failure.

Although the invention has been particularly shown and described with reference to certain preferred embodiments, it will be readily appreciated by those of ordinary skill in the art that various changes and modifications may be made therein, without departing from the spirit and scope of the invention.



It is intended that the claims be interpreted as including the foregoing as well as various other such changes and modifications.

The invention claimed is:

1. A gastric band for the treatment of obesity suitable for laparoscopic placement around the stomach of a patient to create a stoma comprising:

a body member configured to encircle the stomach; and  
an encompassing member having an inner wall and an outer wall wherein at least part of the body member is located between the inner wall and the outer wall of the encompassing member;

the inner wall being continuous along a length of the body member encircling the stomach and having an inflatable portion, the inflatable portion including at least one notch defining a plurality of chambers, wherein the plurality of chambers have a width that extends beyond the width of the outer wall, and wherein the notch is configured to substantially eliminate at least one of creasing, folding or wrinkling along the inner wall.

2. The gastric band of claim 1, wherein the chambers are in fluid communication with one another.

3. The gastric band of claim 1, wherein the chambers are further defined by at least one rib adjacent to the at least one notch.

4. The gastric band of claim 1, wherein the chambers are in fluid isolation from one another.

5. The gastric band of claim 1, wherein the encompassing member is preformed in a curved configuration.

6. The gastric band of claim 1, wherein the body member is affixed to the outer wall.

7. A gastric band for the treatment of obesity suitable for laparoscopic placement around the stomach of a patient to create a stoma comprising:

an elongated body member having connectible ends configured to encircle the stomach; and

an encompassing member having an inner wall and an outer wall wherein at least part of the body member is located between the inner wall and the outer wall of the encompassing member and is affixed to the outer wall; the inner wall being continuous along a length of the body member encircling the stomach and having an inflatable portion, the inflatable portion including a plurality of notches defining a plurality of chambers, wherein the plurality of notches are configured to substantially eliminate at least one of creasing, folding or wrinkling along the inner wall.

8. The gastric band of claim 7, wherein the chambers extend beyond the width of the body member.

9. The gastric band of claim 7, further comprising a fill tube for inflation of the inflatable portion.

10. The gastric band of claim 7, wherein one of the connectible ends of the elongated body member further comprises a clasp for receiving a portion of the elongated body member to secure the gastric band in a curved configuration.

11. The gastric band of claim 10, wherein the connectible ends of the elongated body member are configured to be releasably secured.

12. The gastric band of claim 7, further comprising at least one rib.

\* \* \* \* \*

专利名称(译)	抗疲劳胃束带装置		
公开(公告)号	<a href="#">US8382780</a>	公开(公告)日	2013-02-26
申请号	US12/851437	申请日	2010-08-05
[标]申请(专利权)人(译)	BIRK哈内尔		
申请(专利权)人(译)	BIRK哈内尔		
当前申请(专利权)人(译)	ALLERGAN , INC.		
[标]发明人	BIRK JANEL		
发明人	BIRK, JANEL		
IPC分类号	A61B17/08 A61F2/02 A61F2/00 A61F5/00 A61M29/00		
CPC分类号	A61F5/0033 A61F5/005 A61F5/0066		
代理人(译)	多诺万STEPHEN		
优先权	PCT/US2003/026678 2003-08-26 WO 60/407219 2002-08-28 US		
其他公开文献	US20100324359A1		
外部链接	<a href="#">Espacenet</a> <a href="#">USPTO</a>		

#### 摘要(译)

公开了一种抗疲劳的可充气胃束带装置，其适于腹腔镜放置在患者的胃周围以治疗肥胖症，并且公开了这种治疗方法。该装置包括具有腔室可膨胀构件的胃束带，该腔室基本上与带的内部胃面对面共同延伸，在调节时不会折皱，起皱或折叠，从而沿着内圆周呈现基本上光滑的轮廓，并且避免会员本身的疲劳或失败。还公开了一种具有多个可充气隔壁或腔室的胃带，其可以一起或单独地充气。

