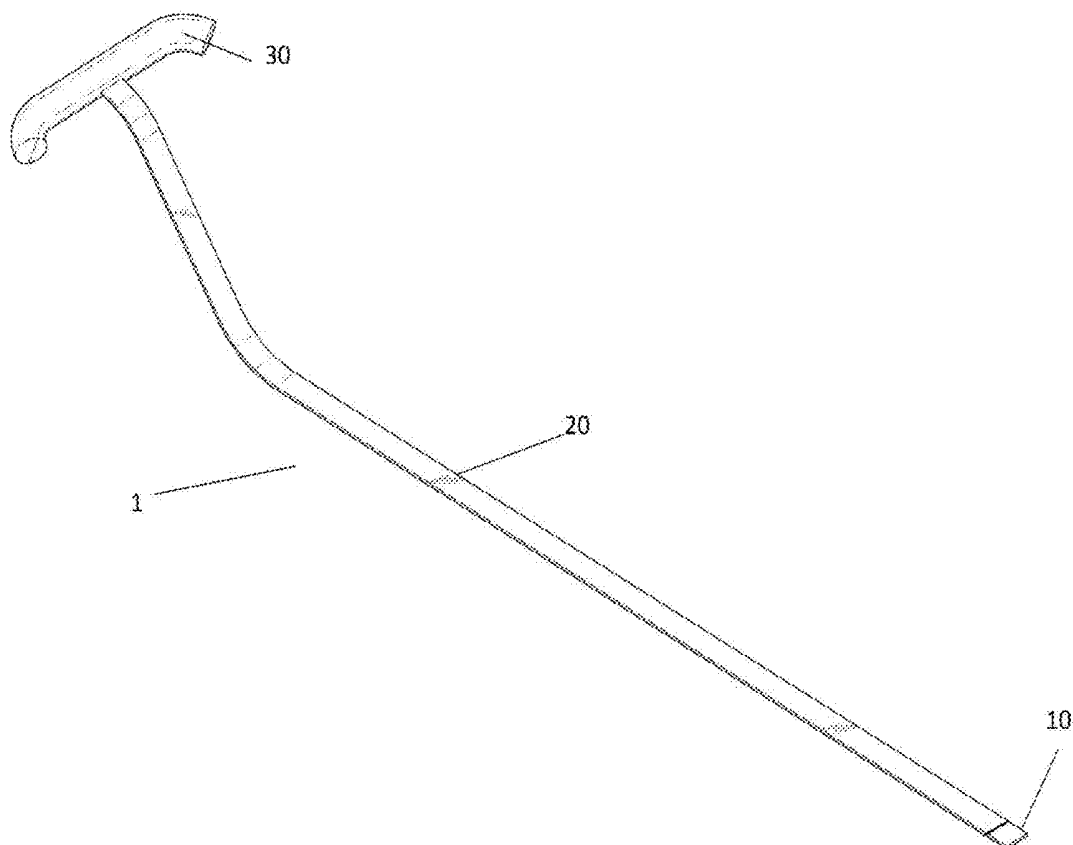


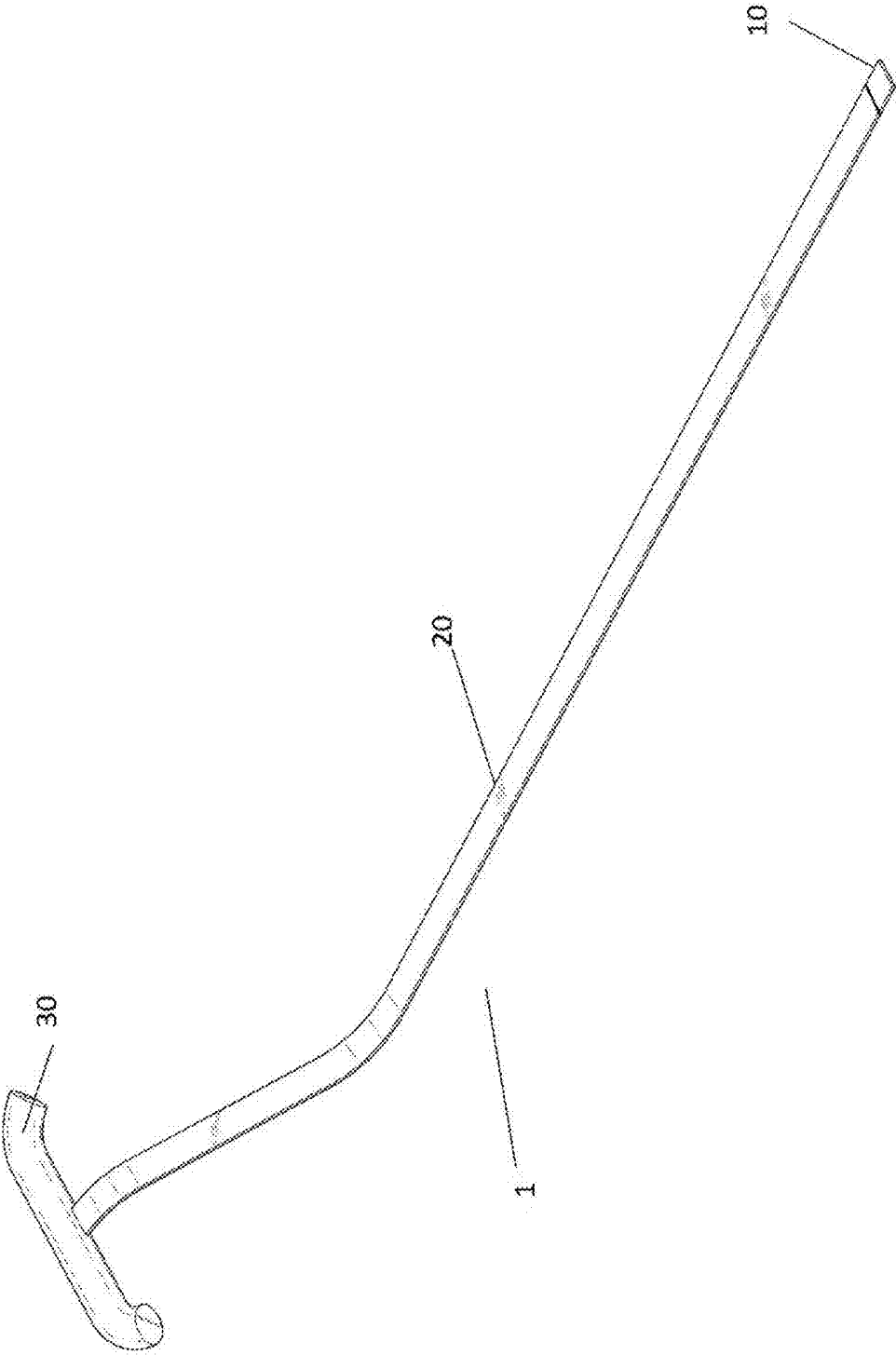


US 20160360955A1

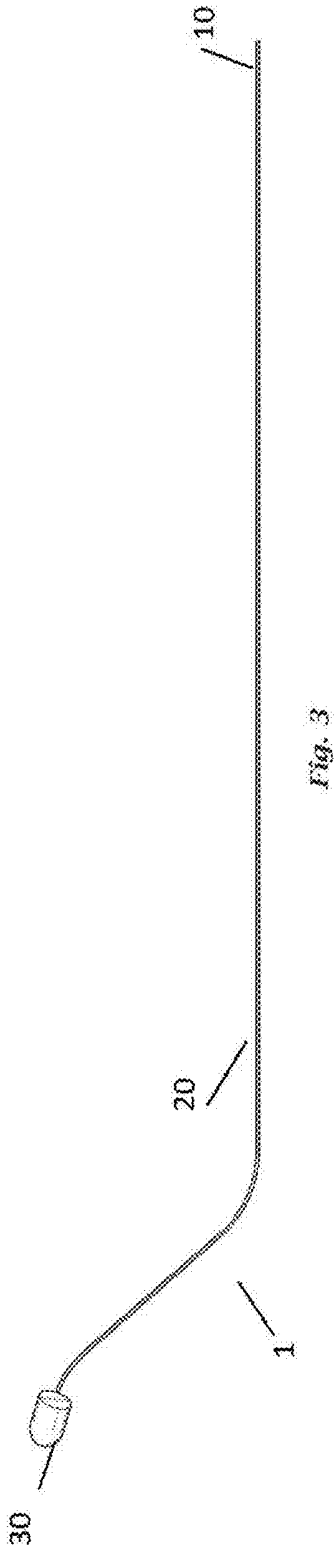
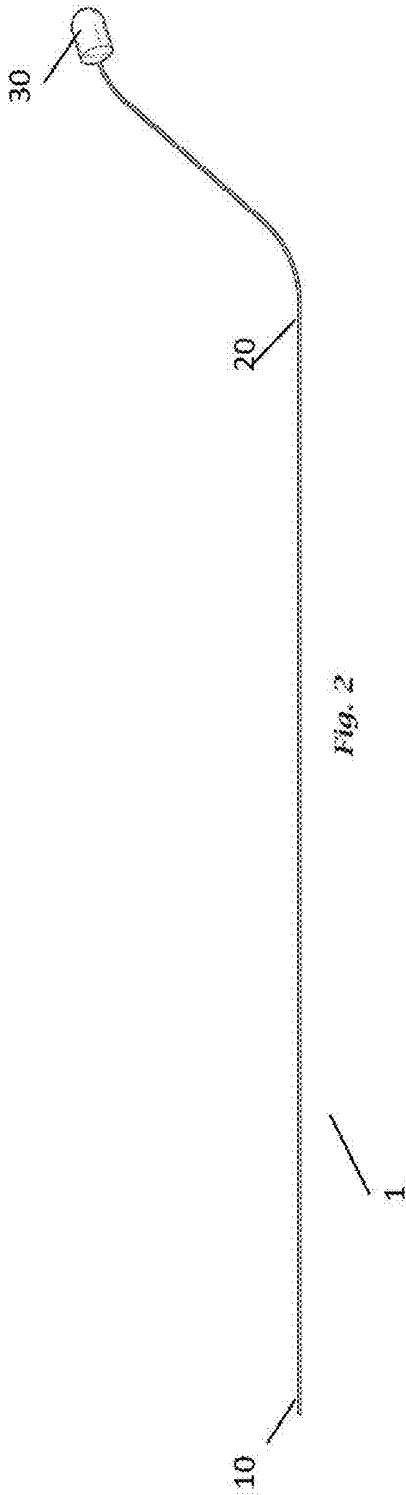
(19) **United States**(12) **Patent Application Publication**  
**GEORGIAN**(10) **Pub. No.: US 2016/0360955 A1**(43) **Pub. Date: Dec. 15, 2016**(54) **LAPAROSCOPIC EYE WIPER****B08B 1/00** (2006.01)**A61B 1/313** (2006.01)(71) Applicant: **Stelian Valeriu GEORGIAN**,  
Altamonte Springs, FL (US)(52) **U.S. Cl.**CPC ..... **A61B 1/126** (2013.01); **A61B 1/3132**  
(2013.01); **A61B 1/00096** (2013.01); **B08B**  
**1/006** (2013.01)(72) Inventor: **Stelian Valeriu GEORGIAN**,  
Altamonte Springs, FL (US)(21) Appl. No.: **15/180,782**(22) Filed: **Jun. 13, 2016**(57) **ABSTRACT****Related U.S. Application Data**(60) Provisional application No. 62/174,177, filed on Jun.  
11, 2015.**Publication Classification**(51) **Int. Cl.****A61B 1/12** (2006.01)**A61B 1/00** (2006.01)

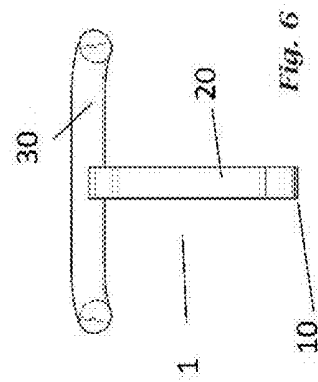
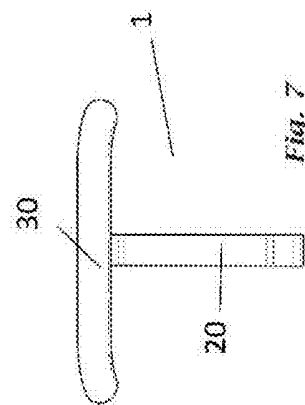
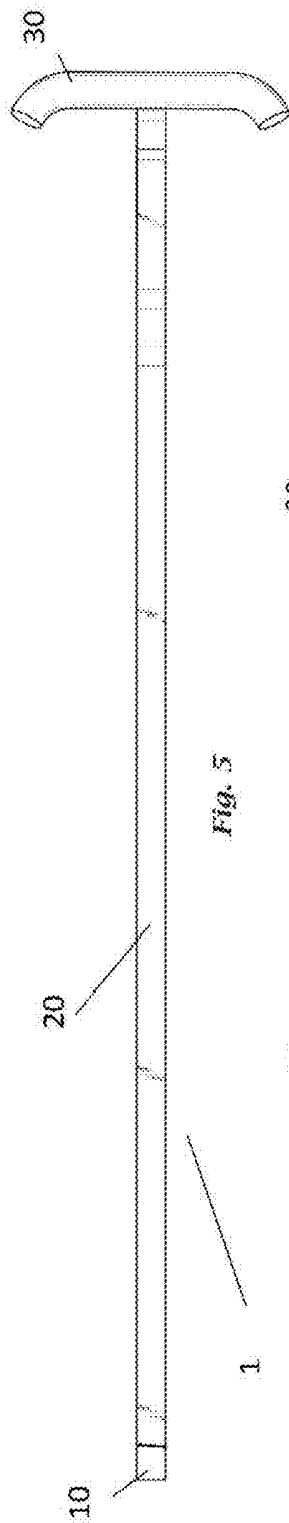
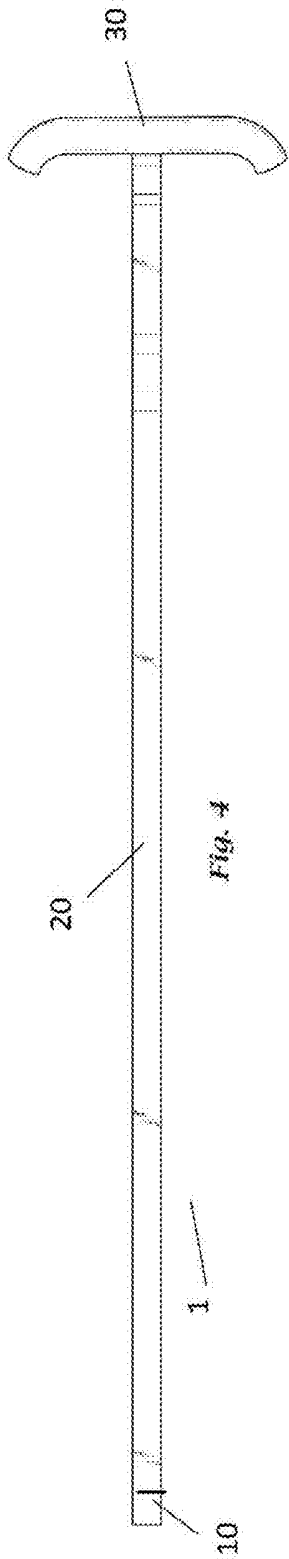
The present invention is a Laparoscopic Eye Cleaner that can be used intra-abdominally. This laparoscopic instrument will save time and money. The instrument is a handle connected to a flat, thin stem and made of plastic or stainless steel with a soft absorbable tip. It only takes two fingers to use it. The tip that cleans the eye of the lens without the need for the laparoscope having to be removed.





*Fig. 1*





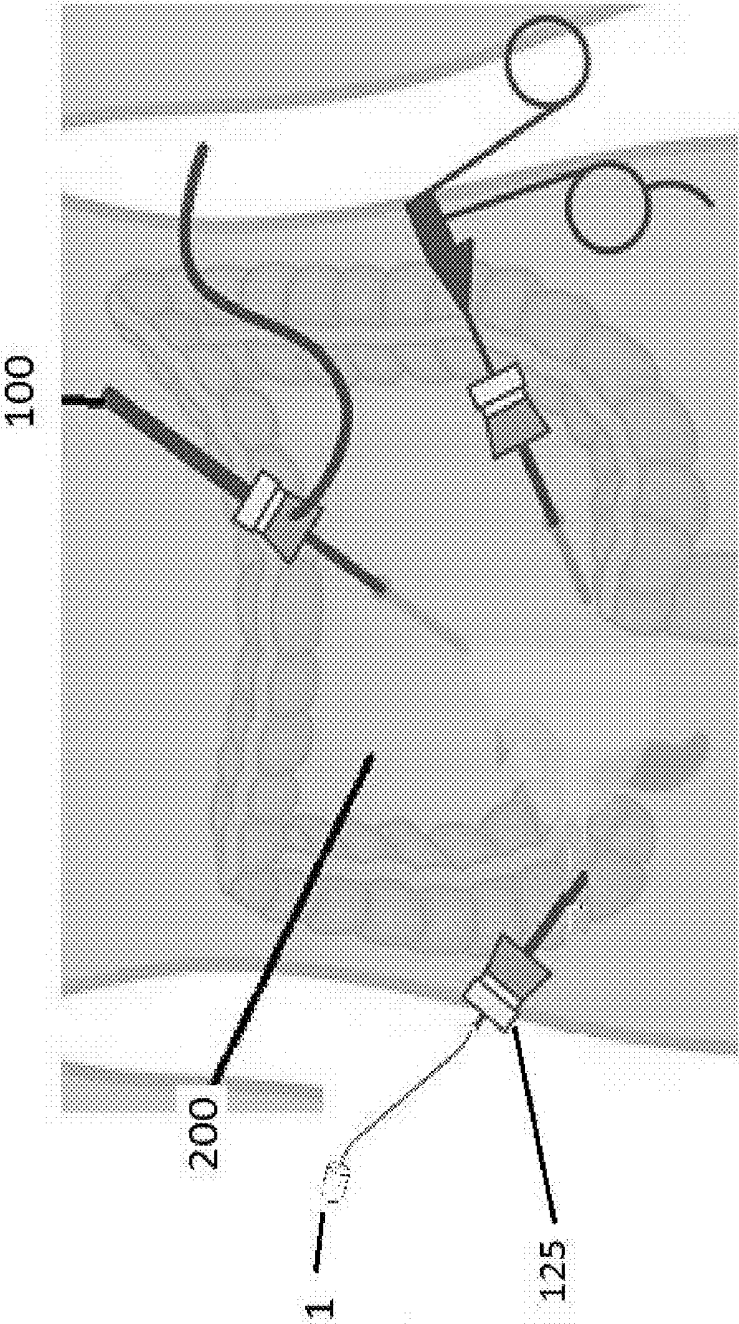


Fig. 8

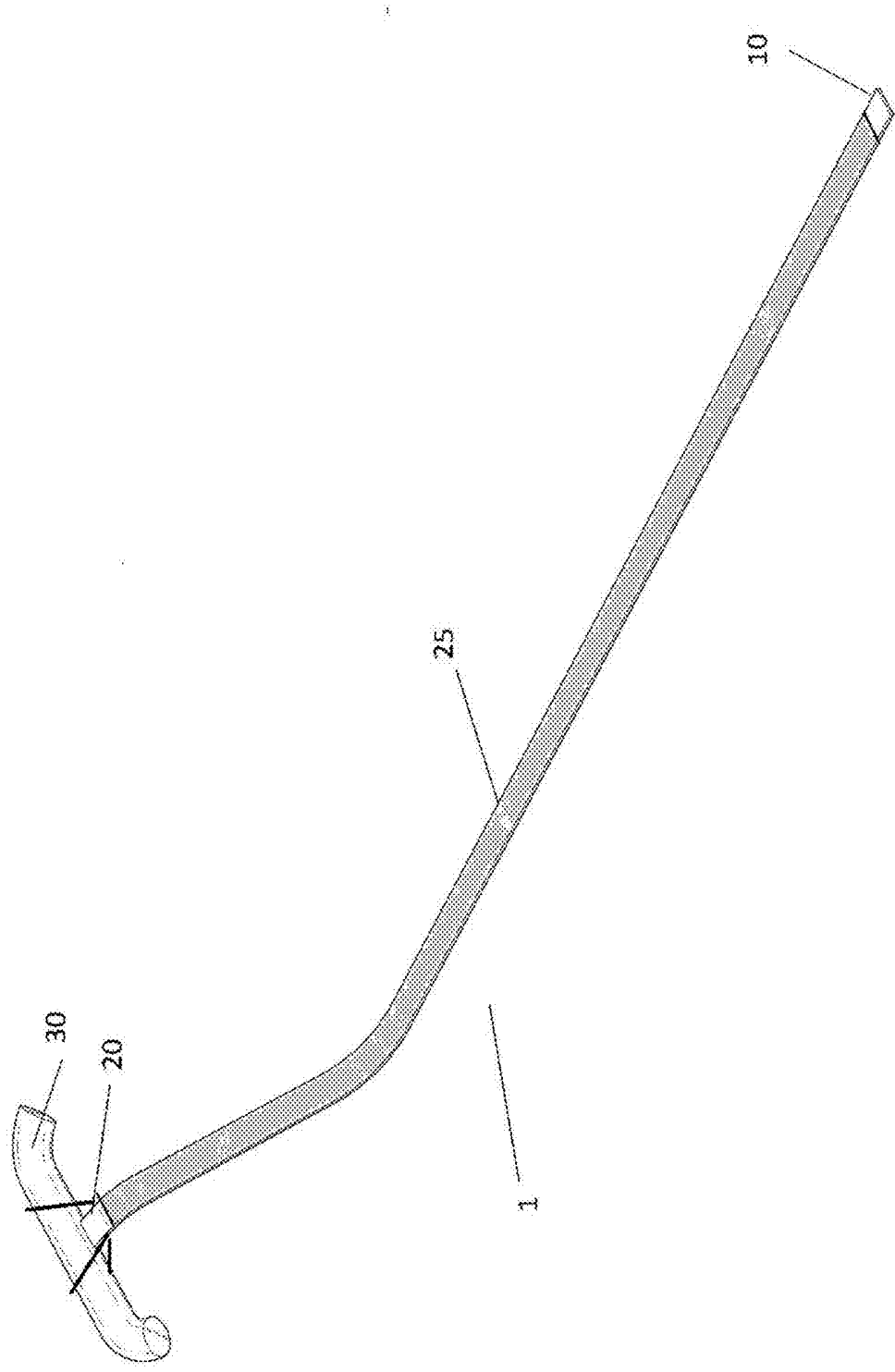


Fig. 9

## LAPAROSCOPIC EYE WIPER

### CROSS-REFERENCES TO RELATED APPLICATIONS (IF ANY)

[0001] This application claims the priority date of Provisional Application No. 62/174,177 filed on Jun. 11, 2015.

### BACKGROUND

#### 1. Field of the Invention

[0002] The present invention relates to a Laparoscopic Eye Cleaner device and more particular one that cleans intra-abdominally.

#### 2. Description of Prior Art

[0003] Laparoscopic surgery has overtaken many abdominal and thoracic procedures. Between cholecystectomy, appendectomy, hernia repair, bowel resection and a range of other therapeutic and diagnostic (i.e., exploratory surgery) procedures, there are upwards of 7.5 million laparoscopic procedures performed annually worldwide. Growth in laparoscopic surgery, which has been aggressive since the advent of laparoscopic surgery in the early 1990s, has begun to slow as many physicians have integrated lap surgery into all applicable procedures and, in some cases, over-extended its utility in more complex, higher risk procedures resulting in avoidable complications. Moreover, procedure approaches such as natural orifice transluminal endoscopic surgery, which further reduce the invasiveness of common endoscopic procedures are posing a challenge to laparoscopic procedures.

[0004] As a surgical technologist since 1998, laparoscopic and robotic procedures seems to be advancing in our society. Laparoscopic means that the doctors just create 3-5 holes the size of a quarter, instead of large incision cutting through layers of tissue. During these procedures, the eye of the scope will ALWAYS need to be cleaned intraoperative. There is a lot of time waste cleaning; bad for the patient under anesthesia!!

[0005] The general way in which laparoscopes are cleaned during surgery is to remove the scope from the patient and to clean the lens manually. There are a variety of products that promise to clean the lens faster and more efficiently when the scope is removed, but as for products that clean the lens without removing the scope, there are very few options.

[0006] The cleaning the scope in today's scenario with the need to remove increases the chances of infection. There is still room for improvement in the art.

### SUMMARY OF THE INVENTION

[0007] The current invention involves a Laparoscopic Eye Cleaner that can be used intra-abdominally.

[0008] The Laparoscopic Eye Cleaner is an instrument that has a handle connected to a flat, thin stem with a soft absorbable tip. It is designed with two finger grips so that it only takes two fingers to use it. The tip that cleans the eye of the lens without the need for the laparoscope having to be removed.

[0009] The Laparoscopic Eye Cleaner can be made out of stainless steel or can be made out of plastic which could be disposable after use.

[0010] The Laparoscopic Eye Cleaner is more efficient, effective, accurate and functional than the current art.

### BRIEF DESCRIPTION OF THE DRAWINGS

[0011] Without restricting the full scope of this invention, the preferred form of this invention is illustrated in the following drawings:

[0012] FIG. 1 is a perspective view of the Laparoscopic Eye Wiper;

[0013] FIG. 2 is a right elevation of the Laparoscopic Eye Wiper;

[0014] FIG. 3 is a left elevation view of the Laparoscopic Eye Wiper;

[0015] FIG. 4 is a top plan view of the Laparoscopic Eye Wiper;

[0016] FIG. 5 is a bottom plan view of the Laparoscopic Eye Wiper;

[0017] FIG. 6 is a front elevation view of the Laparoscopic Eye Wiper;

[0018] FIG. 7 is a rear elevation view of the Laparoscopic Eye Wiper;

[0019] FIG. 8 shows the wiper in use; and

[0020] FIG. 9 shows the wiper with a sleeve.

### DESCRIPTION OF THE PREFERRED EMBODIMENT

[0021] There are a number of significant design features and improvements incorporated within the invention.

[0022] The present invention, as shown in FIGS. 1-7, is a Laparoscopic Eye Cleaner 1 that can be used intra-abdominally.

[0023] The Laparoscopic Eye Cleaner 1 is an instrument that is a flat, thin stem and made of plastic or stainless steel with a soft absorbable tip 10. The tip 10 that cleans the eye of the laparoscope lens without the need for the laparoscope having to be removed, see FIG. 8.

[0024] The Laparoscopic Eye Cleaner 1 consists of a handle 30 connect to a flat, thin stem 20 with a soft absorbable tip 10 as shown in FIG. 1. The Laparoscopic Eye Cleaner 1 is in a "T" shape.

[0025] The handle 30 is designed with two finger grips so that it only takes two fingers to use it. It extends perpendicular from the stem 20. In the preferred embodiment, the handle 30 is made of a circular rod with the ends bending slightly inward towards the stem 20. This design is to make it easy to hold and control with two fingers.

[0026] The stem 20 is flat and thin. It has a slight downward slope from its attachment point to the handle 30 and then curves slightly up so that the distal end is parallel with the proximal end attached to the handle 30.

[0027] The tip 10 is at the end of the stem 20 opposite the stem's 20 connection to the handle 30. The tip 10 will be made of a soft absorbable material. It is the tip 10 that cleans the lens of the laparoscope.

[0028] The Laparoscopic Eye Cleaner 1 can be made out of stainless steel or can be made out of plastic which could be disposable after use.

[0029] Taking in consideration cost effectiveness for the health care facilities, when the Laparoscopic Eye Cleaner instrument 1 is made of stainless steel it may come with a fabric sleeve 25 as shown in FIG. 9. The sleeve 25 would be put over the stem 20 and attached at the handle 30, so it isn't lost in the abdomen. The sleeve 25 would be a one-time use and then discarded; the Wiper body would be reprocessed with the rest of the instruments. The tip 10, in this embodiment, would be part of the sleeve 25.

[0030] For cost effectiveness, the plastic Wiper 1 can be disposable also. There is no sleeve with the disposable Wiper, because the tip 10 would be manufactured softer.

[0031] Operation

[0032] The Laparoscopic Eye Cleaner works very simply and effectively and fast. The Laparoscopic Eye Cleaner 1 is inserted in any sleeve 125 into the body cavity. When the user watches the monitor, they bring the Laparoscopic Eye Cleaner 1 towards the eye 51 of the Laparoscope 50 and wipe as shown an appendectomy in FIG. 7. The cleaning is done intra-abdominally 100 within the body 200 of the patient.

[0033] Advantages

[0034] The advantages are; cleaning the scope within 5 seconds, maintaining the integrity of the sterile field, by not moving camera and light cords around, not taking scope out of the abdomen any more meaning the surgery does not have to stop, no distractions for the surgeon, no fogging of lens, no re-cleaning over and over and over again of the lens upon reentering the sleeve due to debris caught in the rubber seal itself initially when the scope was first pulled out.

[0035] Although the present invention has been described in considerable detail with reference to certain preferred versions thereof, other versions are possible. Therefore, the point and scope of the appended claims should not be limited to the description of the preferred versions contained herein.

[0036] As to a further discussion of the manner of usage and operation of the present invention, the same should be apparent from the above description. Accordingly, no further discussion relating to the manner of usage and operation will be provided. With respect to the above description, it is to be realized that the optimum dimensional relationships for the parts of the invention, to include variations in size, materials, shape, form, function and manner of operation, assembly and use, are deemed readily apparent and obvious to one skilled in the art, and all equivalent relationships to those illustrated in the drawings and described in the specification are intended to be encompassed by the present invention.

[0037] Therefore, the foregoing is considered as illustrative only of the principles of the invention. Further, since numerous modifications and changes will readily occur to those skilled in the art, it is not desired to limit the invention to the exact construction and operation shown and described, and accordingly, all suitable modifications and equivalents may be resorted to, falling within the scope of the invention.

That which is claimed is:

1. A device to clean a laparoscopic lens comprising:  
a handle connected to a stem which has a tip.
2. A device according to claim 1 further comprising having the tip made of a soft, absorbent material.

3. A device according to claim 1 further comprising having a sleeve cover the stem.

4. A device according to claim 3 further comprising having the tip on the sleeve.

5. A device according to claim 3 further comprising having the sleeve being disposable.

6. A device according to claim 1 further comprising being made of plastic.

7. A device according to claim 6 further comprising being disposable.

8. A device according to claim 1 further comprising having the stem curve downward from the handle and the curve upward.

9. A device according to claim 1 further comprising having the stem extend perpendicular from the handle.

10. A device according to claim 1 further comprising having the handle made of a round rod.

11. A device according to claim 10 further comprising having the handle ends bend inward.

12. A device according to claim 1 further comprising using the tip to clean the laparoscopic lens.

13. A process to clean the laparoscopic lens using the device in claim 1.

14. A process to clean a laparoscopic lens;

having a device with a handle connected to a stem with a tip at the end;

inserting the device into a body cavity where a laparoscope having a lens is located; and

wiping the lens with the tip.

15. A process to clean a laparoscopic lens according to claim 14 comprising;

watching a monitor; and

bring the tip towards the lens.

16. A process to clean a laparoscopic lens according to claim 14 comprising;

having a sleeve cover the stem.

17. A process to clean a laparoscopic lens according to claim 14 comprising;

having the tip on the sleeve.

18. A process to clean a laparoscopic lens according to claim 14 comprising;

having the sleeve being disposable.

19. A process to clean a laparoscopic lens according to claim 14 comprising;

being made of plastic.

20. A process to clean a laparoscopic lens according to claim 19 comprising;

being disposable.

\* \* \* \* \*



专利名称(译)	腹腔镜眼刮水器		
公开(公告)号	<a href="#">US20160360955A1</a>	公开(公告)日	2016-12-15
申请号	US15/180782	申请日	2016-06-13
[标]申请(专利权)人(译)	格鲁吉亚stelian瓦莱里		
[标]发明人	GEORGIAN STELIAN VALERIU		
发明人	GEORGIAN, STELIAN VALERIU		
IPC分类号	A61B1/12 A61B1/00 B08B1/00 A61B1/313		
CPC分类号	A61B1/126 B08B1/006 A61B1/00096 A61B1/3132 A61B90/70 A61B2090/701 G02B27/0006		
优先权	62/174177 2015-06-11 US		
外部链接	<a href="#">Espacenet</a> <a href="#">USPTO</a>		

#### 摘要(译)

本发明是可以在腹内使用的腹腔镜式眼部清洁剂。这种腹腔镜仪器将节省时间和金钱。该仪器是一个手柄连接到一个扁平，薄的茎，并由塑料或不锈钢制成，具有柔软的可吸收尖端。它只需要两个手指来使用它。清洁镜片的眼睛的尖端，而不需要去除腹腔镜。

