



US009801545B2

(12) **United States Patent**
Fennell et al.

(10) **Patent No.:** **US 9,801,545 B2**
(45) **Date of Patent:** **Oct. 31, 2017**

(54) **METHOD AND APPARATUS FOR PROVIDING ROLLING DATA IN COMMUNICATION SYSTEMS**

72/0446 (2013.01); H04W 72/1247 (2013.01);
A61B 5/1411 (2013.01);

(Continued)

(71) Applicant: **Abbott Diabetes Care Inc.**, Alameda, CA (US)

(58) **Field of Classification Search**

CPC ... A61B 5/0002; A61B 5/0022; A61B 5/1411; A61B 5/14532; A61B 5/14546; A61B 5/1473; A61B 5/150022; A61B 5/150358; A61B 5/15087; G06F 19/34; G06F 19/3406; H04W 12/02; H04W 72/0446; H04W 72/1247; H04W 72/12; H04W 72/1236

(72) Inventors: **Martin J. Fennell**, Concord, CA (US);
Mark Kent Sloan, Redwood City, CA (US)

See application file for complete search history.

(73) Assignee: **Abbott Diabetes Care Inc.**, Alameda, CA (US)

(*) Notice: Subject to any disclaimer, the term of this patent is extended or adjusted under 35 U.S.C. 154(b) by 90 days.

(56) **References Cited**

U.S. PATENT DOCUMENTS

2,755,036 A 7/1956 Mikko
3,260,656 A 7/1966 Ross, Jr.
(Continued)

(21) Appl. No.: **14/814,236**

(22) Filed: **Jul. 30, 2015**

FOREIGN PATENT DOCUMENTS

(65) **Prior Publication Data**
US 2015/0335245 A1 Nov. 26, 2015

CA 2143172 7/2005
CA 2396613 3/2008
(Continued)

Related U.S. Application Data

(63) Continuation of application No. 13/406,528, filed on Feb. 27, 2012, now Pat. No. 9,095,290, which is a (Continued)

(51) **Int. Cl.**
A61B 5/1473 (2006.01)
H04W 72/12 (2009.01)
(Continued)

OTHER PUBLICATIONS

Abruna, H. D., et al., "Rectifying Interfaces Using Two-Layer Films of Electrochemically Polymerized Vinylpyridine and Vinylbipyridine Complexes of Ruthenium and Iron on Electrodes", *Journal of the American Chemical Society*, vol. 103, No. 1, 1981, pp. 1-5.

(Continued)

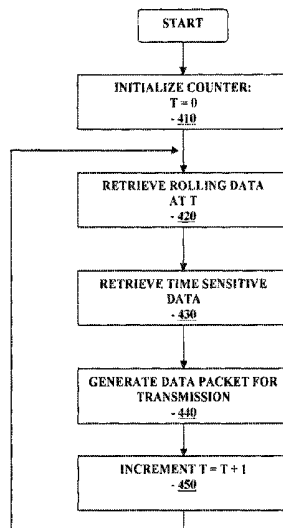
(52) **U.S. Cl.**
CPC **A61B 5/0022** (2013.01); **A61B 5/0002** (2013.01); **A61B 5/1473** (2013.01); **A61B 5/14532** (2013.01); **A61B 5/14546** (2013.01); **A61B 5/150022** (2013.01); **A61B 5/15087** (2013.01); **G06F 19/3406** (2013.01); **H04W**

Primary Examiner — Navin Natnithithadha
(74) *Attorney, Agent, or Firm* — Jackson & Co., LLP

(57) **ABSTRACT**

Methods and systems for providing data communication in medical systems are disclosed.

17 Claims, 5 Drawing Sheets



Related U.S. Application Data

continuation of application No. 11/681,133, filed on
Mar. 1, 2007, now Pat. No. 8,123,686.

(51) Int. Cl.

H04W 12/02 (2009.01)

A61B 5/00 (2006.01)

H04W 72/04 (2009.01)

A61B 5/145 (2006.01)

G06F 19/00 (2011.01)

A61B 5/15 (2006.01)

(52) U.S. Cl.

CPC *A61B 5/150358* (2013.01); *G06F 19/34*
(2013.01); *H04W 12/02* (2013.01); *H04W*
72/12 (2013.01); *H04W 72/1236* (2013.01)

(56)**References Cited**

U.S. PATENT DOCUMENTS

3,304,413 A	2/1967	Lehmann et al.	4,407,959 A	10/1983	Tsuji et al.
3,581,062 A	5/1971	Aston	4,417,588 A	11/1983	Houghton et al.
3,651,318 A	3/1972	Czekajewski	4,418,148 A	11/1983	Oberhardt
3,653,841 A	4/1972	Klein	4,420,564 A	12/1983	Tsuji et al.
3,698,386 A	10/1972	Fried	4,425,920 A	1/1984	Bourland et al.
3,719,564 A	3/1973	Lilly, Jr. et al.	4,427,004 A	1/1984	Miller
3,768,014 A	10/1973	Smith et al.	4,427,770 A	1/1984	Chen et al.
3,776,832 A	12/1973	Oswin et al.	4,431,004 A	2/1984	Bessman et al.
3,837,339 A	9/1974	Aisenberg et al.	4,436,094 A	3/1984	Cerami
3,919,051 A	11/1975	Koch et al.	4,440,175 A	4/1984	Wilkins
3,926,760 A	12/1975	Allen et al.	4,441,968 A	4/1984	Emmer et al.
3,949,388 A	4/1976	Fuller	4,444,892 A	4/1984	Malmros
3,972,320 A	8/1976	Kalman	4,445,090 A	4/1984	Melocik et al.
3,979,274 A	9/1976	Newman	4,450,842 A	5/1984	Zick et al.
4,003,379 A	1/1977	Ellinwood, Jr.	4,458,686 A	7/1984	Clark, Jr.
4,008,717 A	2/1977	Kowarski	4,461,691 A	7/1984	Frank
4,016,866 A	4/1977	Lawton	4,464,170 A	8/1984	Clemens et al.
4,021,718 A	5/1977	Konrad	4,467,811 A	8/1984	Clark, Jr.
4,031,449 A	6/1977	Trombly	4,469,110 A	9/1984	Slama
4,036,749 A	7/1977	Anderson	4,475,901 A	10/1984	Kraegen et al.
4,055,175 A	10/1977	Clemens et al.	4,477,314 A	10/1984	Richter et al.
4,059,406 A	11/1977	Fleet	4,478,976 A	10/1984	Goertz et al.
4,076,596 A	2/1978	Connery et al.	4,483,924 A	11/1984	Tsuji et al.
4,098,574 A	7/1978	Dappen	4,484,987 A	11/1984	Gough
4,100,048 A	7/1978	Pompei et al.	4,494,950 A	1/1985	Fischell
4,129,128 A	12/1978	McFarlane	4,509,531 A	4/1985	Ward
4,151,845 A	5/1979	Clemens	4,512,348 A	4/1985	Uchigaki et al.
4,154,231 A	5/1979	Russell	4,522,690 A	6/1985	Venkatasesetty
4,168,205 A	9/1979	Danniger et al.	4,524,114 A	6/1985	Samuels et al.
4,172,770 A	10/1979	Semersky et al.	4,526,661 A	7/1985	Steckhan et al.
4,178,916 A	12/1979	McNamara	4,527,240 A	7/1985	Kvitash
4,193,026 A	3/1980	Finger et al.	4,534,356 A	8/1985	Papadakis
4,206,755 A	6/1980	Klein	4,538,616 A	9/1985	Rogoff
4,224,125 A	9/1980	Nakamura et al.	4,543,955 A	10/1985	Schroepfel
4,240,438 A	12/1980	Updike et al.	4,545,382 A	10/1985	Higgins et al.
4,240,889 A	12/1980	Yoda et al.	4,552,840 A	11/1985	Riffer
4,245,634 A	1/1981	Albisser et al.	4,560,534 A	12/1985	Kung et al.
4,247,297 A	1/1981	Berti et al.	4,569,589 A	2/1986	Neufeld
4,271,449 A	6/1981	Grogan	4,571,292 A	2/1986	Liu et al.
4,318,784 A	3/1982	Higgins et al.	4,573,994 A	3/1986	Fischell et al.
4,327,725 A	5/1982	Cortese et al.	4,581,336 A	4/1986	Malloy et al.
4,331,869 A	5/1982	Rollo	4,583,035 A	4/1986	Sloan
4,340,458 A	7/1982	Lerner et al.	4,595,011 A	6/1986	Phillips
4,344,438 A	8/1982	Schultz	4,595,479 A	6/1986	Kimura et al.
4,349,728 A	9/1982	Phillips et al.	4,601,707 A	7/1986	Albisser et al.
4,352,960 A	10/1982	Dormer et al.	4,619,754 A	10/1986	Niki et al.
4,356,074 A	10/1982	Johnson	4,619,793 A	10/1986	Lee
4,365,637 A	12/1982	Johnson	4,627,445 A	12/1986	Garcia et al.
4,366,033 A	12/1982	Richter et al.	4,627,908 A	12/1986	Miller
4,375,399 A	3/1983	Havas et al.	4,633,878 A	1/1987	Bombardien
4,384,586 A	5/1983	Christiansen	4,633,881 A	1/1987	Moore et al.
4,390,621 A	6/1983	Bauer	4,637,403 A	1/1987	Garcia et al.
4,392,933 A	7/1983	Nakamura et al.	4,648,408 A	3/1987	Hutcheson et al.
4,401,122 A	8/1983	Clark, Jr.	4,650,547 A	3/1987	Gough
4,404,066 A	9/1983	Johnson	4,653,513 A	3/1987	Dombrowski
			4,654,197 A	3/1987	Lilja et al.
			4,655,880 A	4/1987	Liu
			4,655,885 A	4/1987	Hill et al.
			4,658,463 A	4/1987	Sugita et al.
			4,671,288 A	6/1987	Gough
			4,674,652 A	6/1987	Aten et al.
			4,679,562 A	7/1987	Luksha
			4,680,268 A	7/1987	Clark, Jr.
			4,682,602 A	7/1987	Prohaska
			4,684,537 A	8/1987	Graetzel et al.
			4,685,463 A	8/1987	Williams
			4,685,903 A	8/1987	Cable et al.
			4,686,624 A	8/1987	Blum et al.
			4,703,324 A	10/1987	White
			4,703,756 A	11/1987	Gough et al.
			4,711,245 A	12/1987	Higgins et al.
			4,717,673 A	1/1988	Wrighton et al.
			4,721,601 A	1/1988	Wrighton et al.
			4,721,677 A	1/1988	Clark, Jr.
			4,726,378 A	2/1988	Kaplan
			4,726,716 A	2/1988	McGuire
			4,731,726 A	3/1988	Allen, III
			4,749,985 A	6/1988	Corsberg
			4,750,496 A	6/1988	Reinhart

(56)

References Cited

U.S. PATENT DOCUMENTS

4,757,022 A	7/1988	Shults et al.	4,991,582 A	2/1991	Byers et al.
4,758,323 A	7/1988	Davis et al.	4,994,068 A	2/1991	Hufnagie
4,759,371 A	7/1988	Franetzki	4,994,167 A	2/1991	Shults et al.
4,759,828 A	7/1988	Young et al.	4,995,402 A	2/1991	Smith et al.
4,764,416 A	8/1988	Ueyama et al.	5,000,180 A	3/1991	Kuypers et al.
4,776,944 A	10/1988	Janata et al.	5,001,054 A	3/1991	Wagner
4,777,953 A	10/1988	Ash et al.	5,002,054 A	3/1991	Ash et al.
4,779,618 A	10/1988	Mund et al.	5,007,427 A	4/1991	Suzuki et al.
4,781,798 A	11/1988	Gough	5,016,172 A	5/1991	Dessertine
4,784,736 A	11/1988	Lonsdale et al.	5,016,201 A	5/1991	Bryan et al.
4,795,707 A	1/1989	Niiyama et al.	5,019,974 A	5/1991	Beckers
4,796,634 A	1/1989	Huntsman et al.	5,034,192 A	7/1991	Wrighton et al.
4,803,625 A	2/1989	Fu et al.	5,035,860 A	7/1991	Kleingeld et al.
4,805,624 A	2/1989	Yao et al.	5,036,860 A	8/1991	Leigh et al.
4,813,424 A	3/1989	Wilkins	5,036,861 A	8/1991	Sembrowich et al.
4,815,469 A	3/1989	Cohen et al.	5,037,527 A	8/1991	Hayashi et al.
4,820,399 A	4/1989	Senda et al.	5,049,487 A	9/1991	Phillips et al.
4,822,337 A	4/1989	Newhouse et al.	5,050,612 A	9/1991	Matsumura
4,830,959 A	5/1989	McNeil et al.	5,051,688 A	9/1991	Murase et al.
4,832,797 A	5/1989	Vadgama et al.	5,055,171 A	10/1991	Peck
4,835,372 A	5/1989	Gombrich et al.	5,058,592 A	10/1991	Whisler
RE32,947 E	6/1989	Dormer et al.	5,061,941 A	10/1991	Lizzi et al.
4,837,049 A	6/1989	Byers et al.	5,063,081 A	11/1991	Cozzette et al.
4,840,893 A	6/1989	Hill et al.	5,068,536 A	11/1991	Rosenthal
RE32,974 E	7/1989	Porat et al.	5,070,535 A	12/1991	Hochmair et al.
4,844,076 A	7/1989	Lesho et al.	5,073,500 A	12/1991	Saito et al.
4,845,035 A	7/1989	Fanta et al.	5,077,476 A	12/1991	Rosenthal
4,847,785 A	7/1989	Stephens	5,078,854 A	1/1992	Burgess et al.
4,848,351 A	7/1989	Finch	5,082,550 A	1/1992	Rishpon et al.
4,854,322 A	8/1989	Ash et al.	5,082,786 A	1/1992	Nakamoto
4,856,340 A	8/1989	Garrison	5,084,828 A	1/1992	Kaufman et al.
4,857,713 A	8/1989	Brown	5,089,112 A	2/1992	Skotheim et al.
4,858,617 A	8/1989	Sanders	5,094,951 A	3/1992	Rosenberg
4,870,561 A	9/1989	Love et al.	5,095,904 A	3/1992	Seligman et al.
4,871,351 A	10/1989	Feingold	5,096,560 A	3/1992	Takai et al.
4,871,440 A	10/1989	Nagata et al.	5,096,836 A	3/1992	Macho et al.
4,874,499 A	10/1989	Smith et al.	5,097,834 A	3/1992	Skrabal
4,874,500 A	10/1989	Madou et al.	5,101,814 A	4/1992	Palti
4,890,620 A	1/1990	Gough	5,106,365 A	4/1992	Hernandez
4,890,621 A	1/1990	Hakky	5,108,564 A	4/1992	Szuminsky et al.
4,894,137 A	1/1990	Takizawa et al.	5,109,850 A	5/1992	Blanco et al.
4,897,162 A	1/1990	Lewandowski et al.	5,111,539 A	5/1992	Hiruta et al.
4,897,173 A	1/1990	Nankai et al.	5,111,818 A	5/1992	Suzuji et al.
4,899,839 A	2/1990	Dessertine et al.	5,112,455 A	5/1992	Cozzette et al.
4,909,908 A	3/1990	Ross et al.	5,114,678 A	5/1992	Crawford et al.
4,911,794 A	3/1990	Parce et al.	5,120,420 A	6/1992	Nankai et al.
4,917,800 A	4/1990	Lonsdale et al.	5,120,421 A	6/1992	Glass et al.
4,919,141 A	4/1990	Zier et al.	5,122,925 A	6/1992	Inpyn
4,919,767 A	4/1990	Vadgama et al.	5,124,661 A	6/1992	Zellin et al.
4,920,969 A	5/1990	Suzuki et al.	5,126,034 A	6/1992	Carter et al.
4,920,977 A	5/1990	Haynes	5,126,247 A	6/1992	Palmer et al.
4,923,586 A	5/1990	Katayama et al.	5,130,009 A	7/1992	Marsoner et al.
4,925,268 A	5/1990	Iyer et al.	5,133,856 A	7/1992	Yamaguchi et al.
4,927,516 A	5/1990	Yamaguchi et al.	5,134,391 A	7/1992	Okada
4,931,795 A	6/1990	Gord	5,135,003 A	8/1992	Souma
4,934,369 A	6/1990	Maxwell	5,135,004 A	8/1992	Adams et al.
4,935,105 A	6/1990	Churchouse	5,139,023 A	8/1992	Stanley et al.
4,935,345 A	6/1990	Guibeau et al.	5,140,393 A	8/1992	Hijikihigawa et al.
4,936,956 A	6/1990	Wrighton	5,141,868 A	8/1992	Shanks et al.
4,938,860 A	7/1990	Wogoman	5,161,532 A	11/1992	Joseph
4,942,127 A	7/1990	Wada et al.	5,165,407 A	11/1992	Wilson et al.
4,944,299 A	7/1990	Silvian	5,168,046 A	12/1992	Hamamoto et al.
4,945,045 A	7/1990	Forrest et al.	5,174,291 A	12/1992	Schoonen et al.
4,950,378 A	8/1990	Nagata	5,176,644 A	1/1993	Srisathapat et al.
4,953,552 A	9/1990	DeMarzo	5,176,662 A	1/1993	Bartholomew et al.
4,954,129 A	9/1990	Giuliani et al.	5,182,707 A	1/1993	Cooper et al.
4,957,115 A	9/1990	Selker	5,184,359 A	2/1993	Tsukamura et al.
4,958,632 A	9/1990	Duggan	5,185,256 A	2/1993	Nankai et al.
4,968,400 A	11/1990	Shimomura et al.	5,190,041 A	3/1993	Palti
4,969,468 A	11/1990	Byers et al.	5,192,415 A	3/1993	Yoshioka et al.
4,970,145 A	11/1990	Bennetto et al.	5,192,416 A	3/1993	Wang et al.
4,974,929 A	12/1990	Curry	5,193,539 A	3/1993	Schulman et al.
4,979,509 A	12/1990	Hakky	5,193,540 A	3/1993	Schulman et al.
4,986,271 A	1/1991	Wilkins	5,197,322 A	3/1993	Indravudh
4,990,845 A	2/1991	Gord	5,198,367 A	3/1993	Aizawa et al.
			5,200,051 A	4/1993	Cozzette et al.
			5,202,261 A	4/1993	Musho et al.
			5,205,920 A	4/1993	Oyama et al.
			5,206,145 A	4/1993	Cattell

(56)

References Cited

U.S. PATENT DOCUMENTS

5,208,154 A	5/1993	Weaver et al.	5,377,258 A	12/1994	Bro
5,209,229 A	5/1993	Gilli	5,378,628 A	1/1995	Gratzel et al.
5,215,887 A	6/1993	Saito	5,379,238 A	1/1995	Stark
5,216,597 A	6/1993	Beckers	5,379,764 A	1/1995	Barnes et al.
5,217,442 A	6/1993	Davis	5,380,422 A	1/1995	Negishis et al.
5,217,595 A	6/1993	Smith et al.	5,382,346 A	1/1995	Uenoyama et al.
5,227,042 A	7/1993	Zawodzinski et al.	5,387,327 A	2/1995	Khan
5,229,282 A	7/1993	Yoshioka et al.	5,390,671 A	2/1995	Lord et al.
5,236,143 A	8/1993	Dragon	5,391,250 A	2/1995	Cheney, II et al.
5,237,993 A	8/1993	Skrabal	5,393,903 A	2/1995	Gratzel et al.
5,245,314 A	9/1993	Kah et al.	5,395,504 A	3/1995	Saurer et al.
5,246,867 A	9/1993	Lakowicz et al.	5,399,823 A	3/1995	McCusker
5,250,439 A	10/1993	Musho et al.	5,400,782 A	3/1995	Beaubiah
5,251,126 A	10/1993	Kahn et al.	5,400,794 A	3/1995	Gorman
5,257,971 A	11/1993	Lord et al.	5,408,999 A	4/1995	Singh et al.
5,257,980 A	11/1993	Van Antwerp et al.	5,410,326 A	4/1995	Goldstein
5,261,401 A	11/1993	Baker et al.	5,410,471 A	4/1995	Alyfuku et al.
5,262,035 A	11/1993	Gregg et al.	5,410,474 A	4/1995	Fox
5,262,305 A	11/1993	Heller et al.	5,411,647 A	5/1995	Johnson et al.
5,264,103 A	11/1993	Yoshioka et al.	5,413,690 A	5/1995	Kost et al.
5,264,104 A	11/1993	Gregg et al.	5,422,246 A	6/1995	Koopal et al.
5,264,105 A	11/1993	Gregg et al.	5,425,868 A	6/1995	Pedersen
5,264,106 A	11/1993	McAleer et al.	5,429,602 A	7/1995	Hauser
5,265,888 A	11/1993	Yamamoto et al.	5,431,160 A	7/1995	Wilkins
5,266,179 A	11/1993	Nankai et al.	5,431,691 A	7/1995	Snell et al.
5,269,212 A	12/1993	Peters et al.	5,431,921 A	7/1995	Thombre
5,271,815 A	12/1993	Wong	5,433,710 A	7/1995	Van Antwerp et al.
5,272,060 A	12/1993	Hamamoto et al.	5,437,973 A	8/1995	Vadgama et al.
5,275,159 A	1/1994	Griebel	5,437,999 A	8/1995	Diebold et al.
5,278,079 A	1/1994	Gubinski et al.	5,438,271 A	8/1995	White et al.
5,279,294 A	1/1994	Anderson et al.	5,438,983 A	8/1995	Falcone
5,282,950 A	2/1994	Dietze et al.	5,445,611 A	8/1995	Eppstein et al.
5,284,156 A	2/1994	Schramm et al.	5,445,920 A	8/1995	Saito
5,285,792 A	2/1994	Sjoquist et al.	5,456,692 A	10/1995	Smith, Jr. et al.
5,286,362 A	2/1994	Hoenes et al.	5,456,940 A	10/1995	Funderburk
5,286,364 A	2/1994	Yacynych et al.	5,458,140 A	10/1995	Eppstein et al.
5,288,636 A	2/1994	Pollmann et al.	5,460,618 A	10/1995	Harreld
5,289,497 A	2/1994	Jackobson et al.	5,462,051 A	10/1995	Oka et al.
5,291,887 A	3/1994	Stanley et al.	5,462,525 A	10/1995	Srisathapat et al.
5,293,546 A	3/1994	Tadros et al.	5,462,645 A	10/1995	Albery et al.
5,293,877 A	3/1994	O'Hara et al.	5,466,218 A	11/1995	Srisathapat et al.
5,299,571 A	4/1994	Mastrototaro	5,467,778 A	11/1995	Catt et al.
5,304,468 A	4/1994	Phillips et al.	5,469,846 A	11/1995	Khan
5,307,263 A	4/1994	Brown	5,472,317 A	12/1995	Field et al.
5,309,919 A	5/1994	Snell et al.	5,476,460 A	12/1995	Montalvo
5,310,885 A	5/1994	Maier et al.	5,477,855 A	12/1995	Schindler et al.
5,320,098 A	6/1994	Davidson	5,482,473 A	1/1996	Lord et al.
5,320,725 A	6/1994	Gregg et al.	5,484,404 A	1/1996	Schulman et al.
5,322,063 A	6/1994	Allen et al.	5,487,751 A	1/1996	Radons et al.
5,324,303 A	6/1994	Strong et al.	5,491,474 A	2/1996	Suni et al.
5,324,316 A	6/1994	Schulman et al.	5,494,562 A	2/1996	Maley et al.
5,326,449 A	7/1994	Cunningham	5,496,453 A	3/1996	Uenoyama et al.
5,333,615 A	8/1994	Craelius et al.	5,497,772 A	3/1996	Schulman et al.
5,337,258 A	8/1994	Dennis	5,499,243 A	3/1996	Hall
5,337,747 A	8/1994	Neftei	5,501,956 A	3/1996	Wada et al.
5,340,722 A	8/1994	Wolfbeis et al.	5,505,709 A	4/1996	Funderburk
5,342,408 A	8/1994	deCoriolis et al.	5,505,713 A	4/1996	Van Antwerp
5,342,789 A	8/1994	Chick et al.	5,507,288 A	4/1996	Bocker et al.
5,352,348 A	10/1994	Young et al.	5,508,171 A	4/1996	Walling et al.
5,356,348 A	10/1994	Bellio et al.	5,509,410 A	4/1996	Hill et al.
5,356,786 A	10/1994	Heller et al.	5,514,103 A	5/1996	Srisathapat et al.
5,358,135 A	10/1994	Robbins et al.	5,514,253 A	5/1996	Davis et al.
5,358,514 A	10/1994	Schulman et al.	5,514,718 A	5/1996	Lewis et al.
5,360,404 A	11/1994	Novacek et al.	5,518,006 A	5/1996	Mawhirt et al.
5,364,797 A	11/1994	Olson et al.	5,520,787 A	5/1996	Hanagan et al.
5,366,609 A	11/1994	White et al.	5,522,865 A	6/1996	Schulman et al.
5,368,028 A	11/1994	Palti	5,525,511 A	6/1996	D'Costa
5,370,622 A	12/1994	Livingston et al.	5,526,120 A	6/1996	Jina et al.
5,371,687 A	12/1994	Holmes, II et al.	5,527,307 A	6/1996	Srisathapat et al.
5,371,734 A	12/1994	Fischer	5,529,676 A	6/1996	Maley et al.
5,371,787 A	12/1994	Hamilton	5,531,878 A	7/1996	Vadgama et al.
5,372,133 A	12/1994	Hogen Esch	5,532,686 A	7/1996	Urbas et al.
5,372,427 A	12/1994	Padovani et al.	5,538,511 A	7/1996	Van Antwerp et al.
5,376,070 A	12/1994	Purvis et al.	5,544,196 A	8/1996	Tiedmann, Jr. et al.
5,376,251 A	12/1994	Kaneko et al.	5,545,152 A	8/1996	Funderburk et al.
			5,545,191 A	8/1996	Mann et al.
			5,549,113 A	8/1996	Halleck et al.
			5,549,115 A	8/1996	Morgan et al.
			5,552,027 A	9/1996	Birkle et al.

(56)

References Cited

U.S. PATENT DOCUMENTS

5,554,166 A	9/1996	Lange et al.	5,720,733 A	2/1998	Brown
5,556,524 A	9/1996	Albers	5,720,862 A	2/1998	Hamamoto et al.
5,558,638 A	9/1996	Evers et al.	5,721,783 A	2/1998	Anderson
5,560,357 A	10/1996	Faupei et al.	5,722,397 A	3/1998	Eppstein
5,562,713 A	10/1996	Silvian	5,724,030 A	3/1998	Urbas et al.
5,565,085 A	10/1996	Ikeda et al.	5,726,646 A	3/1998	Bane et al.
5,567,302 A	10/1996	Song et al.	5,727,548 A	3/1998	Hill et al.
5,568,806 A	10/1996	Cheney, II et al.	5,729,225 A	3/1998	Ledzius
5,569,186 A	10/1996	Lord et al.	5,730,124 A	3/1998	Yamauchi
5,569,212 A	10/1996	Brown	5,730,654 A	3/1998	Brown
5,573,647 A	11/1996	Maley et al.	5,733,313 A	3/1998	Barreras, Sr. et al.
5,575,895 A	11/1996	Ikeda et al.	5,735,273 A	4/1998	Kurnik et al.
5,580,527 A	12/1996	Bell et al.	5,735,285 A	4/1998	Albert et al.
5,580,794 A	12/1996	Allen	5,741,211 A	4/1998	Renirie et al.
5,581,206 A	12/1996	Chevallier et al.	5,741,688 A	4/1998	Oxenboll et al.
5,582,184 A	12/1996	Erickson et al.	5,746,217 A	5/1998	Erickson et al.
5,582,697 A	12/1996	Ikeda et al.	5,748,103 A	5/1998	Flach et al.
5,582,698 A	12/1996	Flaherty et al.	5,749,907 A	5/1998	Mann
5,584,813 A	12/1996	Livingston et al.	5,750,926 A	5/1998	Schulman et al.
5,586,553 A	12/1996	Halili et al.	5,758,290 A	5/1998	Nealon et al.
5,589,326 A	12/1996	Deng et al.	5,769,873 A	6/1998	Zadeh
5,593,852 A	1/1997	Heller et al.	5,770,028 A	6/1998	Maley et al.
5,594,906 A	1/1997	Holmes, II et al.	5,771,001 A	6/1998	Cobb
5,596,150 A	1/1997	Arndy et al.	5,771,890 A	6/1998	Tamada
5,596,994 A	1/1997	Bro	5,772,586 A	6/1998	Heinonen et al.
5,600,301 A	2/1997	Robinson, III	5,777,060 A	7/1998	Van Antwerp
5,601,435 A	2/1997	Quy	5,779,665 A	7/1998	Mastrototaro et al.
5,601,694 A	2/1997	Maley et al.	5,781,024 A	7/1998	Blomberg et al.
5,605,152 A	2/1997	Slate et al.	5,782,814 A	7/1998	Brown et al.
5,609,575 A	3/1997	Larson et al.	5,785,681 A	7/1998	Indravudh
5,611,900 A	3/1997	Worden et al.	5,786,439 A	7/1998	Van Antwerp et al.
5,615,135 A	3/1997	Waclawsky et al.	5,786,584 A	7/1998	Button et al.
5,615,671 A	4/1997	Schoonen et al.	5,788,678 A	8/1998	Van Antwerp
5,616,222 A	4/1997	Maley et al.	5,791,344 A	8/1998	Schulman et al.
5,617,851 A	4/1997	Lipkovker	5,792,117 A	8/1998	Brown
5,623,925 A	4/1997	Swenson et al.	5,793,292 A	8/1998	Ivey
5,623,933 A	4/1997	Amano et al.	5,800,420 A	9/1998	Gross et al.
5,628,309 A	5/1997	Brown	5,804,047 A	9/1998	Karube et al.
5,628,310 A	5/1997	Rao et al.	5,804,048 A	9/1998	Wong et al.
5,628,890 A	5/1997	Carter et al.	5,807,315 A	9/1998	Van Antwerp et al.
5,629,981 A	5/1997	Nerlikar	5,807,375 A	9/1998	Gross et al.
5,634,468 A	6/1997	Platt et al.	5,814,599 A	9/1998	Mitragotri et al.
5,637,095 A	6/1997	Nason et al.	5,820,551 A	10/1998	Hill et al.
5,640,764 A	6/1997	Strojniak	5,820,570 A	10/1998	Erickson et al.
5,640,954 A	6/1997	Pfeiffer et al.	5,820,622 A	10/1998	Gross et al.
5,643,212 A	7/1997	Coutre et al.	5,822,715 A	10/1998	Worthington et al.
5,647,853 A	7/1997	Feldmann et al.	5,825,488 A	10/1998	Kohl et al.
5,650,062 A	7/1997	Ikeda et al.	5,827,179 A	10/1998	Lichter et al.
5,651,767 A	7/1997	Schulman et al.	5,827,183 A	10/1998	Kurnik et al.
5,651,869 A	7/1997	Yoshioka et al.	5,827,184 A	10/1998	Netherly et al.
5,653,239 A	8/1997	Pompei et al.	5,828,943 A	10/1998	Brown
5,659,454 A	8/1997	Vermesse	5,830,064 A	11/1998	Bradish et al.
5,660,163 A	8/1997	Schulman et al.	5,830,132 A	11/1998	Robinson
5,665,065 A	9/1997	Colman et al.	5,830,341 A	11/1998	Gilmartin
5,665,222 A	9/1997	Heller et al.	5,832,448 A	11/1998	Brown
5,667,983 A	9/1997	Abel et al.	5,833,603 A	11/1998	Kovacs et al.
5,670,031 A	9/1997	Hintsche et al.	5,834,224 A	11/1998	Ruger et al.
5,678,571 A	10/1997	Brown	5,837,454 A	11/1998	Cozzette et al.
5,679,690 A	10/1997	Andre et al.	5,837,546 A	11/1998	Allen et al.
5,680,858 A	10/1997	Hansen et al.	5,840,020 A	11/1998	Heinonen et al.
5,682,233 A	10/1997	Brinda	5,842,983 A	12/1998	Abel et al.
5,686,717 A	11/1997	Knowles et al.	5,843,140 A	12/1998	Strojniak
5,695,623 A	12/1997	Michel et al.	5,846,702 A	12/1998	Deng et al.
5,695,949 A	12/1997	Galen et al.	5,846,744 A	12/1998	Athey et al.
5,701,894 A	12/1997	Cherry et al.	5,851,197 A	12/1998	Marano et al.
5,704,922 A	1/1998	Brown	5,854,078 A	12/1998	Asher et al.
5,707,502 A	1/1998	McCaffrey et al.	5,854,189 A	12/1998	Kruse et al.
5,708,247 A	1/1998	McAleer et al.	5,856,758 A	1/1999	Joffe et al.
5,710,630 A	1/1998	Essenpreis et al.	5,857,967 A	1/1999	Frid et al.
5,711,001 A	1/1998	Bussan et al.	5,857,983 A	1/1999	Douglas et al.
5,711,297 A	1/1998	Iliff	5,860,917 A	1/1999	Comanor et al.
5,711,861 A	1/1998	Ward et al.	5,872,713 A	2/1999	Douglas et al.
5,711,862 A	1/1998	Sakoda et al.	5,876,484 A	3/1999	Raskin et al.
5,711,868 A	1/1998	Maley et al.	5,879,163 A	3/1999	Brown et al.
5,718,234 A	2/1998	Warden et al.	5,879,311 A	3/1999	Duchon et al.
			5,880,829 A	3/1999	Kauhaniemi et al.
			5,882,494 A	3/1999	Van Antwerp
			5,885,211 A	3/1999	Eppstein et al.
			5,887,133 A	3/1999	Brown et al.

(56)

References Cited

U.S. PATENT DOCUMENTS

5,891,049 A	4/1999	Cyrus et al.	6,067,474 A	5/2000	Schulman et al.
5,897,493 A	4/1999	Brown	6,068,615 A	5/2000	Brown et al.
5,898,025 A	4/1999	Burg et al.	6,071,249 A	6/2000	Cunningham et al.
5,899,855 A	5/1999	Brown	6,071,251 A	6/2000	Cunningham et al.
5,913,310 A	6/1999	Brown	6,071,294 A	6/2000	Simons et al.
5,917,346 A	6/1999	Gord	6,071,391 A	6/2000	Gotoh et al.
5,918,603 A	7/1999	Brown	6,073,031 A	6/2000	Helstab et al.
5,919,141 A	7/1999	Money et al.	6,081,736 A	6/2000	Colvin et al.
5,925,021 A	7/1999	Castellano et al.	6,083,710 A	7/2000	Heller et al.
5,931,791 A	8/1999	Saltzstein et al.	6,088,608 A	7/2000	Schulman et al.
5,933,136 A	8/1999	Brown	6,091,975 A	7/2000	Daddona et al.
5,935,099 A	8/1999	Petterson	6,091,976 A	7/2000	Pfeiffer et al.
5,935,224 A	8/1999	Svancarek et al.	6,091,987 A	7/2000	Thompson
5,939,609 A	8/1999	Knapp et al.	6,093,156 A	7/2000	Cunningham et al.
5,940,801 A	8/1999	Brown	6,093,167 A	7/2000	Houben et al.
5,942,979 A	8/1999	Luppino	6,093,172 A	7/2000	Funderburk et al.
5,945,345 A	8/1999	Blatt et al.	6,096,364 A	8/2000	Bok et al.
5,947,921 A	9/1999	Johnson et al.	6,097,480 A	8/2000	Kaplan
5,948,512 A	9/1999	Kubota et al.	6,097,831 A	8/2000	Wieck et al.
5,950,632 A	9/1999	Reber et al.	6,099,484 A	8/2000	Douglas et al.
5,951,300 A	9/1999	Brown	6,101,478 A	8/2000	Brown
5,951,485 A	9/1999	Cyrus et al.	6,103,033 A	8/2000	Say et al.
5,951,492 A	9/1999	Douglas et al.	6,106,780 A	8/2000	Douglas et al.
5,951,521 A	9/1999	Mastrototaro et al.	6,110,148 A	8/2000	Brown et al.
5,951,836 A	9/1999	McAleer et al.	6,110,152 A	8/2000	Kovelman
5,954,643 A	9/1999	Van Antwerp	6,113,578 A	9/2000	Brown
5,954,685 A	9/1999	Tierney	6,117,290 A	9/2000	Say et al.
5,954,700 A	9/1999	Kovelman	6,119,028 A	9/2000	Schulman et al.
5,956,501 A	9/1999	Brown	6,120,676 A	9/2000	Heller et al.
5,957,854 A	9/1999	Besson et al.	6,121,009 A	9/2000	Heller et al.
5,957,890 A	9/1999	Mann et al.	6,121,611 A	9/2000	Lindsay et al.
5,957,958 A	9/1999	Schulman et al.	6,122,351 A	9/2000	Schlueter, Jr. et al.
5,960,403 A	9/1999	Brown	6,125,978 A	10/2000	Ando et al.
5,961,451 A	10/1999	Reber et al.	6,130,623 A	10/2000	MacLellan et al.
5,964,993 A	10/1999	Blubaugh, Jr. et al.	6,134,461 A	10/2000	Say et al.
5,965,380 A	10/1999	Heller et al.	6,134,504 A	10/2000	Douglas et al.
5,968,839 A	10/1999	Blatt et al.	6,139,718 A	10/2000	Kurnik et al.
5,971,922 A	10/1999	Arita et al.	6,141,573 A	10/2000	Kurnik et al.
5,971,941 A	10/1999	Simons et al.	6,142,939 A	11/2000	Eppstein et al.
5,974,124 A	10/1999	Schlueter, Jr. et al.	6,143,164 A	11/2000	Heller et al.
5,977,476 A	11/1999	Guha et al.	6,144,837 A	11/2000	Quy
5,981,294 A	11/1999	Blatt et al.	6,144,869 A	11/2000	Berner et al.
5,989,409 A	11/1999	Kurnik et al.	6,144,871 A	11/2000	Saito et al.
5,994,476 A	11/1999	Shin et al.	6,144,922 A	11/2000	Douglas et al.
5,995,860 A	11/1999	Sun et al.	6,148,094 A	11/2000	Kinsella
5,997,476 A	12/1999	Brown	6,150,128 A	11/2000	Uretsky
5,999,848 A	12/1999	Gord et al.	6,151,586 A	11/2000	Brown
5,999,849 A	12/1999	Gord et al.	6,153,062 A	11/2000	Saito et al.
6,001,067 A	12/1999	Shults et al.	6,153,069 A	11/2000	Pottgen et al.
6,002,954 A	12/1999	Van Antwerp et al.	6,159,147 A	12/2000	Lichter et al.
6,002,961 A	12/1999	Mitragotri et al.	6,161,095 A	12/2000	Brown
6,004,441 A	12/1999	Fujiwara et al.	6,162,611 A	12/2000	Heller et al.
6,011,984 A	1/2000	Van Antwerp et al.	6,162,639 A	12/2000	Douglas
6,014,577 A	1/2000	Henning et al.	6,164,284 A	12/2000	Schulman et al.
6,018,678 A	1/2000	Mitragotri et al.	6,167,362 A	12/2000	Brown et al.
6,023,629 A	2/2000	Tamada	6,168,563 B1	1/2001	Brown
6,024,699 A	2/2000	Surwit et al.	6,170,318 B1	1/2001	Lewis
6,026,320 A	2/2000	Carlson et al.	6,175,752 B1	1/2001	Say et al.
6,027,459 A	2/2000	Shain et al.	6,180,416 B1	1/2001	Kurnik et al.
6,027,692 A	2/2000	Galen et al.	6,186,145 B1	2/2001	Brown
6,028,413 A	2/2000	Brockmann	6,192,891 B1	2/2001	Gravel et al.
6,032,059 A	2/2000	Henning et al.	6,193,873 B1	2/2001	Ohara et al.
6,032,199 A	2/2000	Lim et al.	6,196,970 B1	3/2001	Brown
6,033,866 A	3/2000	Guo et al.	6,198,957 B1	3/2001	Green
6,035,237 A	3/2000	Schulman et al.	6,200,265 B1	3/2001	Walsh et al.
6,040,194 A	3/2000	Chick et al.	6,201,979 B1	3/2001	Kurnik et al.
6,041,253 A	3/2000	Kost et al.	6,201,980 B1	3/2001	Darrow et al.
6,043,437 A	3/2000	Schulman et al.	6,203,495 B1	3/2001	Bardy
6,049,727 A	4/2000	Crothall	6,206,841 B1	3/2001	Cunningham et al.
6,052,565 A	4/2000	Ishikura et al.	6,207,400 B1	3/2001	Kwon
6,055,316 A	4/2000	Perlman et al.	6,208,894 B1	3/2001	Schulman et al.
6,056,718 A	5/2000	Funderburk et al.	6,210,272 B1	4/2001	Brown
6,063,459 A	5/2000	Velte	6,210,976 B1	4/2001	Sabbadini
6,066,243 A	5/2000	Anderson et al.	6,212,416 B1	4/2001	Ward et al.
6,066,448 A	5/2000	Wohlstadter et al.	6,218,809 B1	4/2001	Downs et al.
			6,219,565 B1	4/2001	Cupp et al.
			6,219,574 B1	4/2001	Cormier et al.
			6,224,745 B1	5/2001	Baltruschat
			6,232,130 B1	5/2001	Wolf

(56)

References Cited

U.S. PATENT DOCUMENTS

6,232,370	B1	5/2001	Kubota et al.	6,387,048	B1	5/2002	Schulman et al.
6,233,471	B1	5/2001	Berner et al.	6,391,643	B1	5/2002	Chen et al.
6,233,539	B1	5/2001	Brown	6,393,318	B1	5/2002	Conn et al.
6,239,925	B1	5/2001	Ardrey et al.	6,398,562	B1	6/2002	Butler et al.
6,241,862	B1	6/2001	McAleer et al.	6,400,974	B1	6/2002	Lesho
6,246,330	B1	6/2001	Nielsen	6,405,066	B1	6/2002	Essenpreis et al.
6,246,992	B1	6/2001	Brown	6,413,393	B1	7/2002	Van Antwerp et al.
6,248,065	B1	6/2001	Brown	6,416,471	B1	7/2002	Kumar et al.
6,248,067	B1	6/2001	Causey, III et al.	6,418,332	B1	7/2002	Mastrototaro et al.
6,248,093	B1	6/2001	Moberg	6,418,346	B1	7/2002	Nelson et al.
6,251,260	B1	6/2001	Heller et al.	6,424,847	B1	7/2002	Mastrototaro et al.
6,252,032	B1	6/2001	Van Antwerp et al.	6,427,088	B1	7/2002	Bowman, IV et al.
6,253,804	B1	7/2001	Safabash	6,434,409	B1	8/2002	Pfeiffer et al.
6,254,586	B1	7/2001	Mann et al.	6,438,414	B1	8/2002	Conn et al.
6,256,643	B1	7/2001	Cork et al.	6,440,068	B1	8/2002	Brown et al.
6,259,587	B1	7/2001	Sheldon et al.	6,442,637	B1	8/2002	Hawkins et al.
6,259,937	B1	7/2001	Schulman et al.	6,442,672	B1	8/2002	Ganapathy
6,260,022	B1	7/2001	Brown	6,443,942	B2	9/2002	Van Antwerp et al.
6,266,645	B1	7/2001	Simpson	6,449,255	B1	9/2002	Waclawsky et al.
6,267,724	B1	7/2001	Taylor	6,454,710	B1	9/2002	Ballerstadt et al.
6,268,161	B1	7/2001	Han et al.	6,462,162	B2	10/2002	Van Antwerp et al.
6,270,445	B1	8/2001	Dean, Jr. et al.	6,464,848	B1	10/2002	Matsumoto
6,270,455	B1	8/2001	Brown	6,466,810	B1	10/2002	Ward et al.
6,272,364	B1	8/2001	Kurnik	6,468,222	B1	10/2002	Mault et al.
6,275,717	B1	8/2001	Gross et al.	6,471,689	B1	10/2002	Joseph et al.
6,280,416	B1	8/2001	Van Antwerp et al.	6,472,122	B1	10/2002	Schulman et al.
6,280,587	B1	8/2001	Matsumoto	6,475,750	B1	11/2002	Han et al.
6,281,006	B1	8/2001	Heller et al.	6,477,395	B2	11/2002	Schulman et al.
6,283,943	B1	9/2001	Dy et al.	6,478,736	B1	11/2002	Mault
6,284,126	B1	9/2001	Kurnik et al.	6,480,730	B2	11/2002	Darrow et al.
6,284,478	B1	9/2001	Heller et al.	6,480,744	B2	11/2002	Ferek-Petric
6,291,200	B1	9/2001	LeJeune et al.	6,482,156	B2	11/2002	Iliff
6,293,925	B1	9/2001	Safabash et al.	6,482,158	B2	11/2002	Mault
6,294,281	B1	9/2001	Heller	6,482,604	B2	11/2002	Kwon
6,294,997	B1	9/2001	Paratore et al.	6,484,045	B1	11/2002	Holker et al.
6,295,463	B1	9/2001	Stenzler	6,484,046	B1	11/2002	Say et al.
6,295,506	B1	9/2001	Heinonen et al.	6,485,138	B1	11/2002	Kubota et al.
6,298,254	B2	10/2001	Tamada	6,493,069	B1	12/2002	Nagashimada et al.
6,299,347	B1	10/2001	Pompei	6,494,830	B1	12/2002	Wessel
6,299,578	B1	10/2001	Kurnik et al.	6,496,728	B2	12/2002	Li et al.
6,299,757	B1	10/2001	Feldman et al.	6,496,729	B2	12/2002	Thompson
6,301,499	B1	10/2001	Carlson et al.	6,497,655	B1	12/2002	Linberg et al.
6,304,766	B1	10/2001	Colvin, Jr. et al.	6,505,059	B1	1/2003	Kollias et al.
6,306,104	B1	10/2001	Cunningham et al.	6,505,121	B1	1/2003	Russel
6,307,867	B1	10/2001	Roobol et al.	6,512,939	B1	1/2003	Colvin et al.
6,309,351	B1	10/2001	Kurnik et al.	6,513,532	B2	2/2003	Mault et al.
6,309,884	B1	10/2001	Cooper et al.	6,514,718	B2	2/2003	Heller et al.
6,313,749	B1	11/2001	Horne et al.	6,515,593	B1	2/2003	Stark et al.
6,314,317	B1	11/2001	Willis	6,520,326	B2	2/2003	McIvor et al.
6,315,721	B2	11/2001	Schulman et al.	6,529,755	B2	3/2003	Kurnik et al.
6,319,540	B1	11/2001	Van Antwerp et al.	6,529,772	B2	3/2003	Carlson et al.
6,326,160	B1	12/2001	Dunn et al.	6,530,915	B1	3/2003	Eppstein et al.
6,329,161	B1	12/2001	Heller et al.	6,534,322	B1	3/2003	Sabbadini
6,329,929	B1	12/2001	Weijand et al.	6,534,323	B1	3/2003	Sabbadini
6,330,426	B2	12/2001	Brown et al.	6,535,753	B1	3/2003	Raskas
6,330,464	B1	12/2001	Colvin, Jr. et al.	6,537,243	B1	3/2003	Henning et al.
6,331,518	B2	12/2001	Hemm et al.	6,540,675	B2	4/2003	Aceti et al.
6,334,778	B1	1/2002	Brown	6,541,266	B2	4/2003	Modzelweskei et al.
6,336,900	B1	1/2002	Alleckson et al.	6,544,212	B2	4/2003	Galley et al.
6,338,790	B1	1/2002	Feldman et al.	6,546,268	B1	4/2003	Ishikawa et al.
6,340,421	B1	1/2002	Vachon et al.	6,546,269	B1	4/2003	Kurnik
6,341,232	B1	1/2002	Conn et al.	6,549,796	B2	4/2003	Sohrab
6,356,776	B1	3/2002	Berner et al.	6,551,276	B1	4/2003	Mann et al.
6,359,270	B1	3/2002	Bridson	6,551,494	B1	4/2003	Heller et al.
6,359,594	B1	3/2002	Junod	6,553,244	B2	4/2003	Lesho et al.
6,360,888	B1	3/2002	McIvor et al.	6,554,798	B1	4/2003	Mann et al.
6,366,793	B1	4/2002	Bell et al.	6,558,320	B1	5/2003	Causey, III et al.
6,366,794	B1	4/2002	Moussy et al.	6,558,321	B1	5/2003	Burd et al.
6,368,141	B1	4/2002	Van Antwerp et al.	6,558,351	B1	5/2003	Steil et al.
6,368,274	B1	4/2002	Van Antwerp et al.	6,560,471	B1	5/2003	Heller et al.
6,370,410	B2	4/2002	Kurnik et al.	6,561,975	B1	5/2003	Pool et al.
6,377,828	B1	4/2002	Chaiken et al.	6,561,978	B1	5/2003	Conn et al.
6,379,301	B1	4/2002	Worthington et al.	6,562,001	B2	5/2003	Lebel et al.
6,383,767	B1	5/2002	Polak	6,564,105	B2	5/2003	Starkweather et al.
6,385,473	B1	5/2002	Haines et al.	6,564,807	B1	5/2003	Schulman et al.
				6,565,509	B1	5/2003	Say et al.
				6,571,128	B2	5/2003	Lebel et al.
				6,571,200	B1	5/2003	Mault
				6,572,545	B2	6/2003	Knobbe et al.

(56)

References Cited

U.S. PATENT DOCUMENTS

6,574,510 B2	6/2003	Von Arx et al.	6,737,401 B2	5/2004	Kim et al.
6,576,101 B1	6/2003	Heller et al.	6,738,654 B2	5/2004	Sohrab
6,576,117 B1	6/2003	Iketaki et al.	6,740,075 B2	5/2004	Lebel et al.
6,577,899 B2	6/2003	Lebel et al.	6,741,163 B1	5/2004	Roberts
6,579,231 B1	6/2003	Phipps	6,741,876 B1	5/2004	Scecina et al.
6,579,498 B1	6/2003	Eglise	6,741,877 B1	5/2004	Shults et al.
6,579,690 B1	6/2003	Bonnecaze et al.	6,746,582 B2	6/2004	Heller et al.
6,580,364 B1	6/2003	Munch et al.	6,748,445 B1	6/2004	Darcey et al.
6,584,335 B1	6/2003	Haar et al.	6,749,587 B2	6/2004	Flaherty
6,585,644 B2	7/2003	Lebel et al.	6,750,311 B1	6/2004	Van Antwerp et al.
6,587,705 B1	7/2003	Kim et al.	6,758,810 B2	7/2004	Lebel et al.
6,591,125 B1	7/2003	Buse et al.	6,766,183 B2	7/2004	Walsh et al.
6,591,126 B2	7/2003	Roeper et al.	6,766,201 B2	7/2004	Von Arx et al.
6,594,514 B2	7/2003	Berner et al.	6,768,425 B2	7/2004	Flaherty et al.
6,595,919 B2	7/2003	Berner et al.	6,770,030 B1	8/2004	Schaupp et al.
6,595,929 B2	7/2003	Stivoric et al.	6,770,729 B2	8/2004	Van Antwerp et al.
6,602,678 B2	8/2003	Kwon et al.	6,771,995 B2	8/2004	Kurnik et al.
6,602,909 B1	8/2003	Jarowski	6,773,563 B2	8/2004	Matsumoto
6,605,200 B1	8/2003	Mao et al.	6,780,156 B2	8/2004	Haueter et al.
6,605,201 B1	8/2003	Mao et al.	6,780,297 B2	8/2004	Matsumoto et al.
6,607,509 B2	8/2003	Bobroff et al.	6,780,871 B2	8/2004	Glick et al.
6,608,562 B1	8/2003	Kimura et al.	6,784,274 B2	8/2004	Van Antwerp et al.
6,610,012 B2	8/2003	Mault	6,790,178 B1	9/2004	Mault et al.
6,611,206 B2	8/2003	Eshelman et al.	6,794,195 B2	9/2004	Colvin, Jr.
6,612,306 B1	9/2003	Mault	6,800,451 B2	10/2004	Daniloff et al.
6,615,078 B1	9/2003	Burson et al.	6,804,544 B2	10/2004	Van Antwerp et al.
6,616,613 B1	9/2003	Goodman	6,804,558 B2	10/2004	Haller et al.
6,618,603 B2	9/2003	Varalli et al.	6,809,507 B2	10/2004	Morgan et al.
6,620,106 B2	9/2003	Mault	6,809,653 B1	10/2004	Mann et al.
6,627,058 B1	9/2003	Chan	6,810,290 B2	10/2004	Lebel et al.
6,627,154 B1	9/2003	Goodman et al.	6,810,309 B2	10/2004	Sadler et al.
6,629,934 B2	10/2003	Mault et al.	6,811,533 B2	11/2004	Lebel et al.
6,633,772 B2	10/2003	Ford et al.	6,811,534 B2	11/2004	Bowman, IV et al.
6,635,014 B2	10/2003	Starkweather et al.	6,811,659 B2	11/2004	Vachon
6,635,167 B1	10/2003	Batman et al.	6,812,031 B1	11/2004	Carlsson
6,641,533 B2	11/2003	Causey, III et al.	6,813,519 B2	11/2004	Lebel et al.
6,642,015 B2	11/2003	Vachon et al.	6,816,742 B2	11/2004	Kim et al.
6,645,142 B2	11/2003	Braig et al.	6,835,553 B2	12/2004	Han et al.
6,645,368 B1	11/2003	Beaty et al.	RE38,681 E	1/2005	Kurnik et al.
6,648,821 B2	11/2003	Lebel et al.	6,840,912 B2	1/2005	Kloepfer et al.
6,653,091 B1	11/2003	Dunn et al.	6,844,023 B2	1/2005	Schulman et al.
6,654,625 B1	11/2003	Say et al.	6,849,237 B2	2/2005	Housefield et al.
6,656,114 B1	12/2003	Poulson et al.	6,850,790 B2	2/2005	Berner et al.
6,658,396 B1	12/2003	Tang et al.	6,852,104 B2	2/2005	Blomquist
6,659,948 B2	12/2003	Lebel et al.	6,852,500 B1	2/2005	Hoss et al.
6,668,196 B1	12/2003	Villegas et al.	6,852,694 B2	2/2005	Van Antwerp et al.
6,671,554 B2	12/2003	Gibson et al.	6,853,854 B1	2/2005	Proniewicz et al.
6,673,625 B2	1/2004	Satcher, Jr. et al.	6,856,928 B2	2/2005	Harmon
6,682,938 B1	1/2004	Satcher, Jr. et al.	6,858,403 B2	2/2005	Han et al.
6,683,040 B2	1/2004	Bragulla et al.	6,862,465 B2	3/2005	Shults et al.
6,687,522 B2	2/2004	Tamada	6,862,466 B2	3/2005	Ackerman
6,687,546 B2	2/2004	Lebel et al.	6,872,200 B2	3/2005	Mann et al.
6,689,056 B1	2/2004	Kilcoyne et al.	6,873,268 B2	3/2005	Lebel et al.
6,690,276 B1	2/2004	Marino	6,878,112 B2	4/2005	Linberg et al.
6,692,446 B2	2/2004	Hoek	6,881,551 B2	4/2005	Heller et al.
6,693,069 B2	2/2004	Korber et al.	6,882,940 B2	4/2005	Potts et al.
6,694,158 B2	2/2004	Polak	6,885,883 B2	4/2005	Parris et al.
6,694,191 B2	2/2004	Starkweather et al.	6,889,331 B2	5/2005	Soerensen et al.
6,695,860 B1	2/2004	Ward et al.	6,892,085 B2	5/2005	McIvor et al.
6,698,269 B2	3/2004	Baber et al.	6,893,396 B2	5/2005	Schulze et al.
6,701,270 B1	3/2004	Miller et al.	6,895,263 B2	5/2005	Shin et al.
6,702,857 B2	3/2004	Brauker et al.	6,895,265 B2	5/2005	Silver
6,704,587 B1	3/2004	Kumar et al.	6,899,683 B2	5/2005	Mault et al.
6,708,057 B2	3/2004	Marganroth	6,899,684 B2	5/2005	Mault et al.
6,711,423 B2	3/2004	Colvin, Jr.	6,902,207 B2	6/2005	Licklitter
6,723,046 B2	4/2004	Lichtenstein et al.	6,902,905 B2	6/2005	Burson et al.
6,728,560 B2	4/2004	Kollias et al.	6,904,301 B2	6/2005	Raskas
6,730,025 B1	5/2004	Platt	6,907,127 B1	6/2005	Kravitz et al.
6,731,976 B2	5/2004	Penn et al.	6,915,147 B2	7/2005	Lebel et al.
6,733,446 B2	5/2004	Lebel et al.	6,918,874 B1	7/2005	Hatch et al.
6,734,162 B2	5/2004	Van Antwerp et al.	6,922,578 B2	7/2005	Eppstein et al.
6,735,183 B2	5/2004	O'Toole et al.	RE38,775 E	8/2005	Kurnik et al.
6,735,479 B2	5/2004	Fabian et al.	6,923,764 B2	8/2005	Aceti et al.
6,736,777 B2	5/2004	Kim et al.	6,923,936 B2	8/2005	Swanson et al.
6,736,797 B1	5/2004	Larsen et al.	6,926,670 B2	8/2005	Rich et al.
			6,927,246 B2	8/2005	Noronha et al.
			6,931,327 B2	8/2005	Goode, Jr. et al.
			6,932,894 B2	8/2005	Mao et al.
			6,936,006 B2	8/2005	Sabra

(56)

References Cited

U.S. PATENT DOCUMENTS

6,936,029 B2	8/2005	Mann et al.	7,167,818 B2	1/2007	Brown
6,937,222 B2	8/2005	Numao	7,171,274 B2	1/2007	Starkweather et al.
6,940,403 B2	9/2005	Kail, IV	7,183,068 B2	2/2007	Burson et al.
6,940,590 B2	9/2005	Colvin, Jr. et al.	7,183,102 B2	2/2007	Monfre et al.
6,941,163 B2	9/2005	Ford et al.	7,189,341 B2	3/2007	Li et al.
6,950,708 B2	9/2005	Bowman, IV et al.	7,190,988 B2	3/2007	Say et al.
6,952,603 B2	10/2005	Gerber et al.	7,192,450 B2	3/2007	Brauker et al.
6,954,673 B2	10/2005	Von Arx et al.	7,198,606 B2	4/2007	Boecker et al.
6,955,650 B2	10/2005	Mault et al.	7,203,549 B2	4/2007	Schommer et al.
6,957,102 B2	10/2005	Silver et al.	7,207,974 B2	4/2007	Safabash et al.
6,957,107 B2	10/2005	Rogers et al.	7,221,977 B1	5/2007	Weaver et al.
6,958,705 B2	10/2005	Lebel et al.	7,222,054 B2	5/2007	Geva
6,968,294 B2	11/2005	Gutta et al.	7,226,442 B2	6/2007	Sheppard et al.
6,968,375 B1	11/2005	Brown	7,226,978 B2	6/2007	Tapsak et al.
6,971,274 B2	12/2005	Olin	7,228,162 B2	6/2007	Ward et al.
6,974,437 B2	12/2005	Lebel et al.	7,228,163 B2	6/2007	Ackerman
6,978,182 B2	12/2005	Mazar et al.	7,228,182 B2	6/2007	Healy et al.
6,979,326 B2	12/2005	Mann et al.	7,233,817 B2	6/2007	Yen
6,983,176 B2	1/2006	Gardner et al.	7,237,712 B2	7/2007	DeRocco et al.
6,985,870 B2	1/2006	Martucci et al.	7,241,266 B2	7/2007	Zhou et al.
6,987,474 B2	1/2006	Freeman et al.	7,258,665 B2	8/2007	Kohls et al.
6,990,317 B2	1/2006	Arnold	7,261,691 B1	8/2007	Asomani
6,990,366 B2	1/2006	Say et al.	7,267,665 B2	9/2007	Steil et al.
6,991,096 B2	1/2006	Gottlieb et al.	7,276,029 B2	10/2007	Goode, Jr. et al.
6,997,907 B2	2/2006	Safabash et al.	7,278,983 B2	10/2007	Ireland et al.
6,997,920 B2	2/2006	Mann et al.	7,286,894 B1	10/2007	Grant et al.
6,998,247 B2	2/2006	Monfre et al.	7,291,107 B2	11/2007	Hellwig et al.
6,999,810 B2	2/2006	Berner et al.	7,295,867 B2	11/2007	Berner et al.
7,003,336 B2	2/2006	Holker et al.	7,297,112 B2	11/2007	Zhou et al.
7,003,340 B2	2/2006	Say et al.	7,299,082 B2	11/2007	Feldman et al.
7,003,341 B2	2/2006	Say et al.	7,310,544 B2	12/2007	Brister et al.
7,004,901 B2	2/2006	Fish	7,318,816 B2	1/2008	Bobroff et al.
7,005,857 B2	2/2006	Stiene et al.	7,324,012 B2	1/2008	Mann et al.
7,009,511 B2	3/2006	Mazar et al.	7,324,850 B2	1/2008	Persen et al.
7,011,630 B2	3/2006	Desai et al.	7,335,294 B2	2/2008	Heller et al.
7,018,366 B2	3/2006	Easter	7,347,819 B2	3/2008	Lebel et al.
7,018,568 B2	3/2006	Tierney	7,354,420 B2	4/2008	Steil et al.
7,020,508 B2	3/2006	Stivoric et al.	7,364,592 B2	4/2008	Carr-Brendel et al.
7,022,072 B2	4/2006	Fox et al.	7,366,556 B2	4/2008	Brister et al.
7,024,236 B2	4/2006	Ford et al.	7,379,765 B2	5/2008	Petisce et al.
7,024,245 B2	4/2006	Lebel et al.	7,384,397 B2	6/2008	Zhang et al.
7,025,743 B2	4/2006	Mann et al.	7,387,010 B2	6/2008	Sunshine et al.
7,027,931 B1	4/2006	Jones et al.	7,398,183 B2	7/2008	Holland et al.
7,029,444 B2	4/2006	Shin et al.	7,399,277 B2	7/2008	Saidara et al.
7,039,810 B1	5/2006	Nichols	7,402,153 B2	7/2008	Steil et al.
7,041,068 B2	5/2006	Freeman et al.	7,408,132 B2	8/2008	Wambsganss et al.
7,041,468 B2	5/2006	Drucker et al.	7,419,573 B2	9/2008	Gundel
7,043,305 B2	5/2006	KenKnight et al.	7,424,318 B2	9/2008	Brister et al.
7,049,277 B2	5/2006	Bagulla et al.	7,460,898 B2	12/2008	Brister et al.
7,052,251 B2	5/2006	Nason et al.	7,467,003 B2	12/2008	Brister et al.
7,052,472 B1	5/2006	Miller et al.	7,471,972 B2	12/2008	Rhodes et al.
7,052,483 B2	5/2006	Wojcik	7,492,254 B2	2/2009	Bandy et al.
7,056,302 B2	6/2006	Douglas	7,494,465 B2	2/2009	Brister et al.
7,058,453 B2	6/2006	Nelson et al.	7,497,827 B2	3/2009	Brister et al.
7,060,030 B2	6/2006	Von Arx et al.	7,506,046 B2	3/2009	Rhodes
7,060,031 B2	6/2006	Webb et al.	7,519,408 B2	4/2009	Rasdal et al.
7,074,307 B2	7/2006	Simpson et al.	7,547,281 B2	6/2009	Hayes et al.
7,081,195 B2	7/2006	Simpson et al.	7,565,197 B2	7/2009	Haubrich et al.
7,082,334 B2	7/2006	Boute et al.	7,569,030 B2	8/2009	Lebel et al.
7,089,780 B2	8/2006	Sunshine et al.	7,574,266 B2	8/2009	Dudding et al.
7,098,803 B2	8/2006	Mann et al.	7,583,990 B2	9/2009	Goode, Jr. et al.
7,108,778 B2	9/2006	Simpson et al.	7,591,801 B2	9/2009	Brauker et al.
7,110,803 B2	9/2006	Shults et al.	7,599,726 B2	10/2009	Goode, Jr. et al.
7,113,821 B1	9/2006	Sun et al.	7,602,310 B2	10/2009	Mann et al.
7,114,502 B2	10/2006	Schulman et al.	7,604,178 B2	10/2009	Stewart
7,124,027 B1	10/2006	Ernst et al.	7,613,491 B2	11/2009	Boock et al.
7,125,382 B2	10/2006	Zhou et al.	7,615,007 B2	11/2009	Shults et al.
7,133,710 B2	11/2006	Acosta et al.	7,618,369 B2	11/2009	Hayter et al.
7,134,999 B2	11/2006	Brauker et al.	7,632,228 B2	12/2009	Brauker et al.
7,136,689 B2	11/2006	Shults et al.	7,637,868 B2	12/2009	Saint et al.
7,150,975 B2	12/2006	Tamada et al.	7,640,048 B2	12/2009	Dobbles et al.
7,154,398 B2	12/2006	Chen et al.	7,651,596 B2	1/2010	Petisce et al.
7,155,112 B2	12/2006	Uno et al.	7,653,425 B2	1/2010	Hayter et al.
7,155,290 B2	12/2006	Von Arx et al.	7,654,956 B2	2/2010	Brister et al.
7,163,511 B2	1/2007	Conn et al.	7,657,297 B2	2/2010	Simpson et al.
			7,659,823 B1	2/2010	Killian et al.
			7,668,596 B2	2/2010	Von Arx et al.
			7,699,775 B2	4/2010	Desai et al.
			7,701,052 B2	4/2010	Borland et al.

(56)

References Cited

U.S. PATENT DOCUMENTS

7,711,402 B2	5/2010	Shults et al.	8,417,312 B2	4/2013	Kamath et al.
7,713,574 B2	5/2010	Brister et al.	8,478,389 B1	7/2013	Brockway et al.
7,715,893 B2	5/2010	Kamath et al.	8,560,037 B2	10/2013	Goode, Jr. et al.
7,741,734 B2	6/2010	Joannopoulos et al.	8,622,903 B2	1/2014	Jin et al.
7,766,829 B2	8/2010	Sloan et al.	8,638,411 B2	1/2014	Park et al.
7,771,352 B2	8/2010	Shults et al.	8,849,459 B2	9/2014	Ramey et al.
7,774,145 B2	8/2010	Brauker et al.	8,914,090 B2	12/2014	Jain et al.
7,778,680 B2	8/2010	Goode, Jr. et al.	8,937,540 B2	1/2015	Fennell
7,779,332 B2	8/2010	Karr et al.	2001/0011224 A1	8/2001	Brown
7,782,192 B2	8/2010	Jeckelmann et al.	2001/0011795 A1	8/2001	Ohtsuka et al.
7,783,333 B2	8/2010	Brister et al.	2001/0016310 A1	8/2001	Brown et al.
7,791,467 B2	9/2010	Mazar et al.	2001/0016682 A1	8/2001	Berner et al.
7,792,562 B2	9/2010	Shults et al.	2001/0016683 A1	8/2001	Darrow et al.
7,804,197 B2	9/2010	Iisaka et al.	2001/0020124 A1	9/2001	Tamada
7,811,231 B2	10/2010	Jin et al.	2001/0029340 A1	10/2001	Mault et al.
7,813,809 B2	10/2010	Strother et al.	2001/0032278 A1	10/2001	Brown et al.
7,826,981 B2	11/2010	Goode, Jr. et al.	2001/0037060 A1	11/2001	Thompson et al.
7,831,310 B2	11/2010	Lebel et al.	2001/0037069 A1	11/2001	Carlson et al.
7,833,151 B2	11/2010	Khait et al.	2001/0037366 A1	11/2001	Webb et al.
7,860,574 B2	12/2010	Von Arx et al.	2001/0039504 A1	11/2001	Linberg et al.
7,882,611 B2	2/2011	Shah et al.	2001/0041830 A1	11/2001	Varalli et al.
7,889,069 B2	2/2011	Fifolt et al.	2001/0041831 A1	11/2001	Starkweather et al.
7,899,511 B2	3/2011	Shults et al.	2001/0044581 A1	11/2001	Mault
7,905,833 B2	3/2011	Brister et al.	2001/0044588 A1	11/2001	Mault
7,912,674 B2	3/2011	Killoren Clark et al.	2001/0047125 A1	11/2001	Quy
7,914,450 B2	3/2011	Goode, Jr. et al.	2001/0047127 A1	11/2001	New et al.
7,916,013 B2	3/2011	Stevenson	2001/0049096 A1	12/2001	Brown
7,955,258 B2	6/2011	Goscha et al.	2001/0049470 A1	12/2001	Mault et al.
7,970,448 B2	6/2011	Shults et al.	2002/0002326 A1	1/2002	Causey, III et al.
7,974,672 B2	7/2011	Shults et al.	2002/0002328 A1	1/2002	Tamada
7,978,063 B2	7/2011	Baldus et al.	2002/0004640 A1	1/2002	Conn et al.
7,999,674 B2	8/2011	Kamen	2002/0010414 A1	1/2002	Coston et al.
8,000,918 B2	8/2011	Fjield et al.	2002/0013522 A1	1/2002	Lav et al.
8,010,174 B2	8/2011	Goode et al.	2002/0013538 A1	1/2002	Teller
8,010,256 B2	8/2011	Oowada	2002/0016530 A1	2/2002	Brown
8,072,310 B1	12/2011	Everhart	2002/0016719 A1	2/2002	Nemeth et al.
8,090,445 B2	1/2012	Ginggen	2002/0019022 A1	2/2002	Dunn et al.
8,093,991 B2	1/2012	Stevenson et al.	2002/0019584 A1	2/2002	Schulze et al.
8,094,009 B2	1/2012	Allen et al.	2002/0019586 A1	2/2002	Teller et al.
8,098,159 B2	1/2012	Batra et al.	2002/0019748 A1	2/2002	Brown
8,098,160 B2	1/2012	Howarth et al.	2002/0023852 A1	2/2002	McIvor et al.
8,098,161 B2	1/2012	Lavedas	2002/0026111 A1	2/2002	Ackerman
8,098,201 B2	1/2012	Choi et al.	2002/0026937 A1	3/2002	Mault
8,098,208 B2	1/2012	Ficker et al.	2002/0027164 A1	3/2002	Mault et al.
8,102,021 B2	1/2012	Degani	2002/0028995 A1	3/2002	Mault
8,102,154 B2	1/2012	Bishop et al.	2002/0040208 A1	4/2002	Flaherty et al.
8,102,263 B2	1/2012	Yeo et al.	2002/0042090 A1	4/2002	Heller et al.
8,102,789 B2	1/2012	Rosar et al.	2002/0045808 A1	4/2002	Ford et al.
8,103,241 B2	1/2012	Young et al.	2002/0046300 A1	4/2002	Hanko et al.
8,103,325 B2	1/2012	Swedlow et al.	2002/0047867 A1	4/2002	Mault et al.
8,111,042 B2	2/2012	Bennett	2002/0049482 A1	4/2002	Fabian et al.
8,115,488 B2	2/2012	McDowell	2002/0053637 A1	5/2002	Conn et al.
8,116,681 B2	2/2012	Baarman	2002/0062069 A1	5/2002	Mault
8,116,683 B2	2/2012	Baarman	2002/0063060 A1	5/2002	Gascoyne et al.
8,117,481 B2	2/2012	Anselmi et al.	2002/0065454 A1	5/2002	Lebel et al.
8,120,493 B2	2/2012	Burr	2002/0068858 A1	6/2002	Braig et al.
8,123,686 B2	2/2012	Fennell et al.	2002/0072784 A1	6/2002	Sheppard et al.
8,124,452 B2	2/2012	Sheats	2002/0072858 A1	6/2002	Cheng
8,130,093 B2	3/2012	Mazar et al.	2002/0074162 A1	6/2002	Su et al.
8,131,351 B2	3/2012	Kalgren et al.	2002/0077765 A1	6/2002	Mault
8,131,365 B2	3/2012	Zhang et al.	2002/0077766 A1	6/2002	Mault
8,131,565 B2	3/2012	Dicks et al.	2002/0081559 A1	6/2002	Brown et al.
8,132,037 B2	3/2012	Fehr et al.	2002/0083461 A1	6/2002	Hutcheson et al.
8,135,352 B2	3/2012	Langsweirdt et al.	2002/0084196 A1	7/2002	Liamos et al.
8,136,735 B2	3/2012	Arai et al.	2002/0087056 A1	7/2002	Aceti et al.
8,138,925 B2	3/2012	Downie et al.	2002/0091312 A1	7/2002	Berner et al.
8,140,160 B2	3/2012	Pless et al.	2002/0091796 A1	7/2002	Higginson et al.
8,140,168 B2	3/2012	Olson et al.	2002/0093969 A1	7/2002	Lin et al.
8,140,299 B2	3/2012	Siess	2002/0103425 A1	8/2002	Mault
8,150,321 B2	4/2012	Winter et al.	2002/0103499 A1	8/2002	Perez et al.
8,150,516 B2	4/2012	Levine et al.	2002/0106709 A1	8/2002	Potts et al.
8,179,266 B2	5/2012	Hermle	2002/0107433 A1	8/2002	Mault
8,233,456 B1	7/2012	Kopikare et al.	2002/0107476 A1	8/2002	Mann et al.
8,260,393 B2	9/2012	Kamath et al.	2002/0109600 A1	8/2002	Mault et al.
8,282,549 B2	10/2012	Brauker et al.	2002/0109621 A1	8/2002	Khair et al.
			2002/0117639 A1	8/2002	Paolini et al.
			2002/0118528 A1	8/2002	Su et al.
			2002/0119711 A1	8/2002	Van Antwerp et al.
			2002/0124017 A1	9/2002	Mault

(56)

References Cited

U.S. PATENT DOCUMENTS

2002/0126036	A1	9/2002	Flaherty et al.	2003/0208113	A1	11/2003	Mault et al.
2002/0128594	A1	9/2002	Das et al.	2003/0208114	A1	11/2003	Ackerman
2002/0130042	A1	9/2002	Moerman et al.	2003/0208133	A1	11/2003	Mault
2002/0133378	A1	9/2002	Mault et al.	2003/0208409	A1	11/2003	Mault
2002/0147135	A1	10/2002	Schnell	2003/0212317	A1	11/2003	Kovatchev et al.
2002/0161286	A1	10/2002	Gerber et al.	2003/0212364	A1	11/2003	Mann et al.
2002/0161288	A1	10/2002	Shin et al.	2003/0212379	A1	11/2003	Bylund et al.
2002/0169394	A1	11/2002	Eppstein et al.	2003/0212579	A1	11/2003	Brown et al.
2002/0169635	A1	11/2002	Shillingburg	2003/0216630	A1	11/2003	Jersey-Willuhn et al.
2002/0173830	A1	11/2002	Starkweather et al.	2003/0217966	A1	11/2003	Tapsak et al.
2002/0177764	A1	11/2002	Sohrab	2003/0226695	A1	12/2003	Mault
2002/0185130	A1	12/2002	Wright et al.	2003/0229514	A2	12/2003	Brown
2002/0193679	A1	12/2002	Malave et al.	2003/0232370	A1	12/2003	Trifiro
2003/0004403	A1	1/2003	Drinan et al.	2003/0235817	A1	12/2003	Bartkowiak et al.
2003/0009203	A1	1/2003	Lebel et al.	2004/0010207	A1	1/2004	Flaherty et al.
2003/0023182	A1	1/2003	Mault et al.	2004/0011671	A1	1/2004	Shults et al.
2003/0023317	A1	1/2003	Brauker et al.	2004/0017300	A1	1/2004	Kotzin et al.
2003/0028089	A1	2/2003	Galley et al.	2004/0018486	A1	1/2004	Dunn et al.
2003/0028120	A1	2/2003	Mault et al.	2004/0030226	A1	2/2004	Quy
2003/0032077	A1	2/2003	Itoh et al.	2004/0030531	A1	2/2004	Miller et al.
2003/0032867	A1	2/2003	Crothall et al.	2004/0030581	A1	2/2004	Levin et al.
2003/0032868	A1	2/2003	Graskov et al.	2004/0039255	A1	2/2004	Simonsen et al.
2003/0032874	A1	2/2003	Rhodes et al.	2004/0039256	A1	2/2004	Kawatahara et al.
2003/0040683	A1	2/2003	Rule et al.	2004/0039298	A1	2/2004	Abreu
2003/0042137	A1	3/2003	Mao et al.	2004/0040840	A1	3/2004	Mao et al.
2003/0050537	A1	3/2003	Wessel	2004/0045879	A1	3/2004	Shults et al.
2003/0050546	A1	3/2003	Desai et al.	2004/0054263	A1	3/2004	Moerman et al.
2003/0060689	A1	3/2003	Kohls et al.	2004/0059201	A1	3/2004	Ginsberg
2003/0060692	A1	3/2003	Ruchti et al.	2004/0063435	A1	4/2004	Sakamoto et al.
2003/0060753	A1	3/2003	Starkweather et al.	2004/0064068	A1	4/2004	DeNuzzio et al.
2003/0065257	A1	4/2003	Mault et al.	2004/0069164	A1	4/2004	Nakamura et al.
2003/0065273	A1	4/2003	Mault et al.	2004/0072357	A1	4/2004	Stiene et al.
2003/0065274	A1	4/2003	Mault et al.	2004/0073095	A1	4/2004	Causey, III et al.
2003/0065275	A1	4/2003	Mault et al.	2004/0096959	A1	5/2004	Stiene et al.
2003/0065308	A1	4/2003	Lebel et al.	2004/0100376	A1	5/2004	Lye et al.
2003/0076792	A1	4/2003	Theimer	2004/0105411	A1	6/2004	Boatwright et al.
2003/0081370	A1	5/2003	Haskell et al.	2004/0106858	A1	6/2004	Say et al.
2003/0100040	A1	5/2003	Bonnecaze et al.	2004/0106859	A1	6/2004	Say et al.
2003/0100821	A1	5/2003	Heller et al.	2004/0108226	A1	6/2004	Polychronakos et al.
2003/0105407	A1	6/2003	Pearce et al.	2004/0116786	A1	6/2004	Iijima et al.
2003/0108976	A1	6/2003	Braig et al.	2004/0122353	A1	6/2004	Shahmirian et al.
2003/0114897	A1	6/2003	Von Arx et al.	2004/0122489	A1	6/2004	Mazar et al.
2003/0119457	A1	6/2003	Standke	2004/0122530	A1	6/2004	Hansen et al.
2003/0122021	A1	7/2003	McConnell et al.	2004/0133164	A1	7/2004	Funderburk et al.
2003/0125612	A1	7/2003	Fox et al.	2004/0133390	A1	7/2004	Osorio et al.
2003/0130616	A1	7/2003	Steil et al.	2004/0136377	A1	7/2004	Miyazaki et al.
2003/0134347	A1	7/2003	Heller et al.	2004/0138588	A1	7/2004	Saikley et al.
2003/0135100	A1	7/2003	Kim et al.	2004/0146909	A1	7/2004	Duong et al.
2003/0135333	A1	7/2003	Aceti et al.	2004/0147872	A1	7/2004	Thompson
2003/0144579	A1	7/2003	Buss	2004/0152622	A1	8/2004	Keith et al.
2003/0144581	A1	7/2003	Conn et al.	2004/0152961	A1	8/2004	Carlson et al.
2003/0146841	A1	8/2003	Koenig	2004/0153585	A1	8/2004	Kawatahara et al.
2003/0153820	A1	8/2003	Berner et al.	2004/0162473	A1	8/2004	Sohrab
2003/0153821	A1	8/2003	Berner et al.	2004/0164961	A1	8/2004	Bal et al.
2003/0158472	A1	8/2003	Sohrab	2004/0167383	A1	8/2004	Kim et al.
2003/0158707	A1	8/2003	Doi	2004/0167464	A1	8/2004	Ireland et al.
2003/0168338	A1	9/2003	Gao et al.	2004/0167801	A1	8/2004	Say et al.
2003/0175806	A1	9/2003	Rule et al.	2004/0171921	A1	9/2004	Say et al.
2003/0175992	A1	9/2003	Toranto et al.	2004/0172284	A1	9/2004	Sullivan et al.
2003/0176183	A1	9/2003	Drucker et al.	2004/0176672	A1	9/2004	Silver et al.
2003/0176933	A1	9/2003	Lebel et al.	2004/0176913	A1	9/2004	Kawatahara et al.
2003/0181851	A1	9/2003	Mann et al.	2004/0186362	A1	9/2004	Brauker et al.
2003/0181852	A1	9/2003	Mann et al.	2004/0186365	A1	9/2004	Jin et al.
2003/0187338	A1	10/2003	Say et al.	2004/0193020	A1	9/2004	Chiba et al.
2003/0187525	A1	10/2003	Mann et al.	2004/0193025	A1	9/2004	Steil et al.
2003/0191376	A1	10/2003	Samuels et al.	2004/0193090	A1	9/2004	Lebel et al.
2003/0191431	A1	10/2003	Mann et al.	2004/0197846	A1	10/2004	Hockersmith et al.
2003/0195403	A1	10/2003	Berner et al.	2004/0199056	A1	10/2004	Husemann et al.
2003/0195462	A1	10/2003	Mann et al.	2004/0199059	A1	10/2004	Brauker et al.
2003/0199790	A1	10/2003	Boecker et al.	2004/0202576	A1	10/2004	Aceti et al.
2003/0199791	A1	10/2003	Boecker et al.	2004/0204687	A1	10/2004	Mogensen et al.
2003/0199903	A1	10/2003	Boecker et al.	2004/0204868	A1	10/2004	Maynard et al.
2003/0203498	A1	10/2003	Neel et al.	2004/0206916	A1	10/2004	Colvin, Jr. et al.
2003/0204290	A1	10/2003	Sadler et al.	2004/0208780	A1	10/2004	Faries, Jr. et al.
2003/0208110	A1	11/2003	Mault et al.	2004/0212536	A1	10/2004	Mori et al.
				2004/0221057	A1	11/2004	Darcy et al.
				2004/0225199	A1	11/2004	Evanyk et al.
				2004/0225338	A1	11/2004	Lebel et al.
				2004/0235446	A1	11/2004	Flaherty et al.

(56)

References Cited

U.S. PATENT DOCUMENTS

2004/0236200	A1	11/2004	Say et al.	2005/0192494	A1	9/2005	Ginsberg
2004/0248204	A1	12/2004	Moerman	2005/0192557	A1	9/2005	Brauker et al.
2004/0249250	A1	12/2004	McGee et al.	2005/0195930	A1	9/2005	Spital et al.
2004/0249253	A1	12/2004	Racchini et al.	2005/0199494	A1	9/2005	Say et al.
2004/0249254	A1	12/2004	Racchini et al.	2005/0203360	A1	9/2005	Brauker et al.
2004/0249999	A1	12/2004	Connolly et al.	2005/0203707	A1	9/2005	Tsutsui et al.
2004/0253736	A1	12/2004	Stout et al.	2005/0204134	A1	9/2005	Von Arx et al.
2004/0254429	A1	12/2004	Yang	2005/0214892	A1	9/2005	Kovatchev et al.
2004/0254433	A1	12/2004	Bandis et al.	2005/0215871	A1	9/2005	Feldman et al.
2004/0254434	A1	12/2004	Goodnow et al.	2005/0215872	A1	9/2005	Berner et al.
2004/0260363	A1	12/2004	Arx et al.	2005/0221504	A1	10/2005	Petruno et al.
2004/0260478	A1	12/2004	Schwamm	2005/0239154	A1	10/2005	Feldman et al.
2004/0263354	A1	12/2004	Mann et al.	2005/0239156	A1	10/2005	Drucker et al.
2004/0267300	A1	12/2004	Mace	2005/0241957	A1	11/2005	Mao et al.
2005/0001024	A1	1/2005	Kusaka et al.	2005/0242479	A1	11/2005	Petisce et al.
2005/0003470	A1	1/2005	Nelson et al.	2005/0245795	A1	11/2005	Goode, Jr. et al.
2005/0004439	A1	1/2005	Shin et al.	2005/0245799	A1	11/2005	Brauker et al.
2005/0004494	A1	1/2005	Perez et al.	2005/0245839	A1	11/2005	Stivoric et al.
2005/0010087	A1	1/2005	Banet et al.	2005/0245904	A1	11/2005	Estes et al.
2005/0010269	A1	1/2005	Lebel et al.	2005/0251033	A1	11/2005	Scarantino et al.
2005/0016276	A1	1/2005	Guan et al.	2005/0251083	A1	11/2005	Carr-Brendel et al.
2005/0017864	A1	1/2005	Tsoukalis	2005/0261660	A1	11/2005	Choi
2005/0027177	A1	2/2005	Shin et al.	2005/0267780	A1	12/2005	Ray et al.
2005/0027179	A1	2/2005	Berner et al.	2005/0271546	A1	12/2005	Gerber et al.
2005/0027180	A1	2/2005	Goode, Jr. et al.	2005/0271547	A1	12/2005	Gerber et al.
2005/0027181	A1	2/2005	Goode, Jr. et al.	2005/0272640	A1	12/2005	Doyle, III et al.
2005/0027462	A1	2/2005	Goode, Jr. et al.	2005/0272985	A1	12/2005	Kotulla et al.
2005/0027463	A1	2/2005	Goode, Jr. et al.	2005/0277164	A1	12/2005	Drucker et al.
2005/0031689	A1	2/2005	Shults et al.	2005/0277912	A1	12/2005	John
2005/0033132	A1	2/2005	Shults et al.	2005/0287620	A1	12/2005	Heller et al.
2005/0038332	A1	2/2005	Saidara et al.	2006/0001538	A1	1/2006	Kraft et al.
2005/0038680	A1	2/2005	McMahon	2006/0001550	A1	1/2006	Mann et al.
2005/0043598	A1	2/2005	Goode, Jr. et al.	2006/0001551	A1	1/2006	Kraft et al.
2005/0043894	A1	2/2005	Fernandez	2006/0003398	A1	1/2006	Heller et al.
2005/0049179	A1	3/2005	Davidson et al.	2006/0004270	A1	1/2006	Bedard et al.
2005/0049473	A1	3/2005	Desai et al.	2006/0004271	A1	1/2006	Peyser et al.
2005/0054909	A1	3/2005	Petisce et al.	2006/0007017	A1	1/2006	Mann et al.
2005/0059372	A1	3/2005	Arayashiki et al.	2006/0015020	A1	1/2006	Neale et al.
2005/0065464	A1	3/2005	Talbot et al.	2006/0015024	A1	1/2006	Brister et al.
2005/0070777	A1	3/2005	Cho et al.	2006/0016700	A1	1/2006	Brister et al.
2005/0090607	A1	4/2005	Tapsak et al.	2006/0019327	A1	1/2006	Brister et al.
2005/0096511	A1	5/2005	Fox et al.	2006/0020186	A1	1/2006	Brister et al.
2005/0096512	A1	5/2005	Fox et al.	2006/0020187	A1	1/2006	Brister et al.
2005/0096516	A1	5/2005	Soykan et al.	2006/0020188	A1	1/2006	Kamath et al.
2005/0112169	A1	5/2005	Brauker et al.	2006/0020189	A1	1/2006	Brister et al.
2005/0112544	A1	5/2005	Xu et al.	2006/0020190	A1	1/2006	Kamath et al.
2005/0113648	A1	5/2005	Yang et al.	2006/0020191	A1	1/2006	Brister et al.
2005/0113653	A1	5/2005	Fox et al.	2006/0020192	A1	1/2006	Brister et al.
2005/0113657	A1	5/2005	Alarcon et al.	2006/0020300	A1	1/2006	Nghiem et al.
2005/0113658	A1	5/2005	Jacobson et al.	2006/0025663	A1	2/2006	Talbot et al.
2005/0113886	A1	5/2005	Fischell et al.	2006/0029177	A1	2/2006	Cranford, Jr. et al.
2005/0114068	A1	5/2005	Chey et al.	2006/0031094	A1	2/2006	Cohen et al.
2005/0116683	A1	6/2005	Cheng et al.	2006/0036139	A1	2/2006	Brister et al.
2005/0118726	A1	6/2005	Schultz et al.	2006/0036140	A1	2/2006	Brister et al.
2005/0121322	A1	6/2005	Say et al.	2006/0036141	A1	2/2006	Kamath et al.
2005/0124873	A1	6/2005	Shults et al.	2006/0036142	A1	2/2006	Brister et al.
2005/0131346	A1	6/2005	Douglas	2006/0036143	A1	2/2006	Brister et al.
2005/0137471	A1	6/2005	Haar et al.	2006/0036144	A1	2/2006	Brister et al.
2005/0137530	A1	6/2005	Campbell et al.	2006/0036145	A1	2/2006	Brister et al.
2005/0143635	A1	6/2005	Kamath et al.	2006/0036187	A1	2/2006	Vos et al.
2005/0143636	A1	6/2005	Zhang et al.	2006/0040402	A1	2/2006	Brauker et al.
2005/0148003	A1	7/2005	Keith et al.	2006/0052679	A1	3/2006	Kotulla et al.
2005/0154271	A1	7/2005	Rasdal et al.	2006/0058588	A1	3/2006	Zdeblick
2005/0161346	A1	7/2005	Simpson et al.	2006/0058602	A1	3/2006	Kwiatkowski et al.
2005/0171503	A1	8/2005	Van Den Berghe et al.	2006/0063218	A1	3/2006	Bartkowiak et al.
2005/0171513	A1	8/2005	Mann et al.	2006/0074564	A1	4/2006	Bartowiak et al.
2005/0173245	A1	8/2005	Feldman et al.	2006/0129733	A1	6/2006	Sobelman
2005/0176136	A1	8/2005	Burd et al.	2006/0142651	A1	6/2006	Brister et al.
2005/0177036	A1	8/2005	Shults et al.	2006/0154642	A1	7/2006	Scannell
2005/0177398	A1	8/2005	Watanabe et al.	2006/0155180	A1	7/2006	Brister et al.
2005/0181012	A1	8/2005	Saint et al.	2006/0166629	A1	7/2006	Reggiardo
2005/0182306	A1	8/2005	Sloan	2006/0173260	A1	8/2006	Gaoni et al.
2005/0182358	A1	8/2005	Veit et al.	2006/0173406	A1	8/2006	Hayes et al.
2005/0182451	A1	8/2005	Griffin et al.	2006/0173444	A1	8/2006	Choy et al.
2005/0187720	A1	8/2005	Goode, Jr. et al.	2006/0183984	A1	8/2006	Dobbles et al.
				2006/0183985	A1	8/2006	Brister et al.
				2006/0189863	A1	8/2006	Peyser et al.
				2006/0193375	A1	8/2006	Lee et al.
				2006/0195029	A1	8/2006	Shults et al.

(56)

References Cited

U.S. PATENT DOCUMENTS

2006/0200112	A1	9/2006	Paul	2007/0213610	A1	9/2007	Say et al.
2006/0202805	A1	9/2006	Schulman et al.	2007/0213657	A1	9/2007	Jennewine et al.
2006/0202859	A1	9/2006	Mastrototaro et al.	2007/0215491	A1	9/2007	Heller et al.
2006/0222566	A1	10/2006	Brauker et al.	2007/0218097	A1	9/2007	Heller et al.
2006/0224109	A1	10/2006	Steil et al.	2007/0219496	A1	9/2007	Kamen et al.
2006/0224141	A1	10/2006	Rush et al.	2007/0222609	A1	9/2007	Duron et al.
2006/0226985	A1	10/2006	Goodnow et al.	2007/0232877	A1	10/2007	He
2006/0229512	A1	10/2006	Petisce et al.	2007/0232880	A1	10/2007	Siddiqui et al.
2006/0247508	A1	11/2006	Fennell	2007/0235331	A1	10/2007	Simpson et al.
2006/0247710	A1	11/2006	Goetz et al.	2007/0244380	A1	10/2007	Say et al.
2006/0247985	A1	11/2006	Liamos et al.	2007/0244383	A1	10/2007	Talbot et al.
2006/0253296	A1	11/2006	Liisberg et al.	2007/0249919	A1	10/2007	Say et al.
2006/0258918	A1	11/2006	Burd et al.	2007/0249920	A1	10/2007	Say et al.
2006/0258929	A1	11/2006	Goode, Jr. et al.	2007/0249922	A1	10/2007	Peysner et al.
2006/0263763	A1	11/2006	Simpson et al.	2007/0253021	A1	11/2007	Mehta et al.
2006/0264785	A1	11/2006	Dring et al.	2007/0255321	A1	11/2007	Gerber et al.
2006/0264888	A1	11/2006	Moberg et al.	2007/0255348	A1	11/2007	Holtzclaw
2006/0270922	A1	11/2006	Brauker et al.	2007/0255531	A1	11/2007	Drew
2006/0272652	A1	12/2006	Stocker et al.	2007/0258395	A1	11/2007	Jollota et al.
2006/0287691	A1	12/2006	Drew	2007/0270672	A1	11/2007	Hayter
2006/0290496	A1	12/2006	Peeters	2007/0271285	A1	11/2007	Eichorn et al.
2006/0293607	A1	12/2006	Alt et al.	2007/0285238	A1	12/2007	Batra
2007/0016381	A1	1/2007	Kamath et al.	2007/0299617	A1	12/2007	Willis
2007/0017983	A1	1/2007	Frank et al.	2008/0004515	A1	1/2008	Jennewine et al.
2007/0026440	A1	2/2007	Broderick et al.	2008/0004601	A1	1/2008	Jennewine et al.
2007/0027381	A1	2/2007	Stafford	2008/0009304	A1	1/2008	Fry
2007/0027507	A1	2/2007	Burdett et al.	2008/0009692	A1	1/2008	Stafford
2007/0032706	A1	2/2007	Kamath et al.	2008/0017522	A1	1/2008	Heller et al.
2007/0033074	A1	2/2007	Nitzan et al.	2008/0018433	A1	1/2008	Pitt-Pladdy
2007/0038044	A1	2/2007	Dobbles et al.	2008/0021666	A1	1/2008	Goode, Jr. et al.
2007/0053341	A1	3/2007	Lizzi	2008/0027586	A1	1/2008	Hern et al.
2007/0055799	A1	3/2007	Koehler et al.	2008/0029391	A1	2/2008	Mao et al.
2007/0060814	A1	3/2007	Stafford	2008/0030369	A1	2/2008	Mann et al.
2007/0060869	A1	3/2007	Tolle et al.	2008/0033254	A1	2/2008	Kamath et al.
2007/0066873	A1	3/2007	Kamath et al.	2008/0039702	A1	2/2008	Hayter et al.
2007/0066877	A1	3/2007	Arnold et al.	2008/0045824	A1	2/2008	Tapsak et al.
2007/0071681	A1	3/2007	Gadkar et al.	2008/0055070	A1	3/2008	Bange et al.
2007/0073129	A1	3/2007	Shah et al.	2008/0058625	A1	3/2008	McGarraugh et al.
2007/0078320	A1	4/2007	Stafford	2008/0060955	A1	3/2008	Goodnow
2007/0078321	A1	4/2007	Mazza et al.	2008/0062055	A1	3/2008	Cunningham
2007/0078322	A1	4/2007	Stafford	2008/0064937	A1	3/2008	McGarraugh et al.
2007/0078323	A1	4/2007	Reggiardo et al.	2008/0064943	A1	3/2008	Talbot et al.
2007/0090511	A1	4/2007	Borland et al.	2008/0067627	A1	3/2008	Boeck et al.
2007/0093786	A1	4/2007	Goldsmith et al.	2008/0071156	A1	3/2008	Brister et al.
2007/0100222	A1	5/2007	Mastrototaro et al.	2008/0071157	A1	3/2008	McGarraugh et al.
2007/0106135	A1	5/2007	Sloan et al.	2008/0071158	A1	3/2008	McGarraugh et al.
2007/0124002	A1	5/2007	Estes et al.	2008/0071328	A1	3/2008	Haubrich et al.
2007/0135697	A1	6/2007	Reggiardo	2008/0081977	A1	4/2008	Hayter et al.
2007/0149873	A1	6/2007	Say et al.	2008/0083617	A1	4/2008	Simpson et al.
2007/0149874	A1	6/2007	Say et al.	2008/0086042	A1	4/2008	Brister et al.
2007/0149875	A1	6/2007	Ouyang et al.	2008/0086044	A1	4/2008	Brister et al.
2007/0151869	A1	7/2007	Heller et al.	2008/0086273	A1	4/2008	Shults et al.
2007/0156033	A1	7/2007	Causey, III et al.	2008/0092638	A1	4/2008	Brenneman et al.
2007/0161879	A1	7/2007	Say et al.	2008/0097289	A1	4/2008	Steil et al.
2007/0161880	A1	7/2007	Say et al.	2008/0108942	A1	5/2008	Brister et al.
2007/0163880	A1	7/2007	Woo et al.	2008/0119705	A1	5/2008	Patel et al.
2007/0168224	A1	7/2007	Letzt et al.	2008/0139910	A1	6/2008	Mastrototaro et al.
2007/0173706	A1	7/2007	Neinast et al.	2008/0154513	A1	6/2008	Kovatchev et al.
2007/0173712	A1	7/2007	Shah et al.	2008/0161666	A1	7/2008	Feldman et al.
2007/0173761	A1	7/2007	Kanderian et al.	2008/0167543	A1	7/2008	Say et al.
2007/0179349	A1	8/2007	Hoyme et al.	2008/0167572	A1	7/2008	Stivoric et al.
2007/0179352	A1	8/2007	Randlov et al.	2008/0172205	A1	7/2008	Breton et al.
2007/0179370	A1	8/2007	Say et al.	2008/0179187	A1	7/2008	Ouyang et al.
2007/0179372	A1	8/2007	Say et al.	2008/0183060	A1	7/2008	Steil et al.
2007/0191699	A1	8/2007	Say et al.	2008/0183061	A1	7/2008	Goode et al.
2007/0191700	A1	8/2007	Say et al.	2008/0183399	A1	7/2008	Goode et al.
2007/0191701	A1	8/2007	Feldman et al.	2008/0188731	A1	8/2008	Brister et al.
2007/0191702	A1	8/2007	Yodfat et al.	2008/0188796	A1	8/2008	Steil et al.
2007/0203407	A1	8/2007	Hoss et al.	2008/0189051	A1	8/2008	Goode et al.
2007/0203408	A1	8/2007	Say et al.	2008/0194934	A1	8/2008	Ray et al.
2007/0203410	A1	8/2007	Say et al.	2008/0194935	A1	8/2008	Brister et al.
2007/0203411	A1	8/2007	Say et al.	2008/0194936	A1	8/2008	Goode et al.
2007/0203966	A1	8/2007	Brauker et al.	2008/0194937	A1	8/2008	Goode et al.
2007/0208245	A1	9/2007	Brauker et al.	2008/0194938	A1	8/2008	Brister et al.
2007/0208247	A1	9/2007	Say et al.	2008/0195232	A1	8/2008	Carr-Brendel et al.
				2008/0195967	A1	8/2008	Goode et al.
				2008/0197024	A1	8/2008	Simpson et al.
				2008/0200788	A1	8/2008	Brister et al.
				2008/0200789	A1	8/2008	Brister et al.

(56)

References Cited

U.S. PATENT DOCUMENTS

2008/0200791 A1	8/2008	Simpson et al.	2009/0085768 A1	4/2009	Patel et al.
2008/0208025 A1	8/2008	Shults et al.	2009/0085873 A1	4/2009	Betts et al.
2008/0208113 A1	8/2008	Damiano et al.	2009/0093687 A1	4/2009	Telfort et al.
2008/0212600 A1	9/2008	Yoo	2009/0094680 A1	4/2009	Gupta et al.
2008/0214900 A1	9/2008	Fennell et al.	2009/0099436 A1	4/2009	Briester et al.
2008/0214915 A1	9/2008	Briester et al.	2009/0105554 A1	4/2009	Stahmann et al.
2008/0214918 A1	9/2008	Briester et al.	2009/0105570 A1	4/2009	Sloan et al.
2008/0228051 A1	9/2008	Shults et al.	2009/0105571 A1	4/2009	Fennell et al.
2008/0228054 A1	9/2008	Shults et al.	2009/0105636 A1	4/2009	Hayter et al.
2008/0234943 A1	9/2008	Ray et al.	2009/0112478 A1	4/2009	Mueller, Jr. et al.
2008/0235469 A1	9/2008	Drew	2009/0124877 A1	5/2009	Goode et al.
2008/0242961 A1	10/2008	Briester et al.	2009/0124878 A1	5/2009	Goode et al.
2008/0254544 A1	10/2008	Modzelewski et al.	2009/0124879 A1	5/2009	Briester et al.
2008/0255434 A1	10/2008	Hayter et al.	2009/0124964 A1	5/2009	Leach et al.
2008/0255437 A1	10/2008	Hayter	2009/0131768 A1	5/2009	Simpson et al.
2008/0255438 A1	10/2008	Saidara et al.	2009/0131769 A1	5/2009	Leach et al.
2008/0255808 A1	10/2008	Hayter	2009/0131776 A1	5/2009	Simpson et al.
2008/0256048 A1	10/2008	Hayter	2009/0131777 A1	5/2009	Simpson et al.
2008/0262469 A1	10/2008	Briester et al.	2009/0137886 A1	5/2009	Shariati et al.
2008/0267823 A1	10/2008	Wang et al.	2009/0137887 A1	5/2009	Shariati et al.
2008/0275313 A1	11/2008	Briester et al.	2009/0143659 A1	6/2009	Li et al.
2008/0287761 A1	11/2008	Hayter	2009/0143660 A1	6/2009	Briester et al.
2008/0287762 A1	11/2008	Hayter	2009/0146826 A1	6/2009	Gofman et al.
2008/0287763 A1	11/2008	Hayter	2009/0149717 A1	6/2009	Brauer et al.
2008/0287764 A1	11/2008	Rasdal et al.	2009/0150186 A1	6/2009	Cohen et al.
2008/0287765 A1	11/2008	Rasdal et al.	2009/0156919 A1	6/2009	Briester et al.
2008/0287766 A1	11/2008	Rasdal et al.	2009/0156924 A1	6/2009	Shariati et al.
2008/0288180 A1	11/2008	Hayter	2009/0163790 A1	6/2009	Briester et al.
2008/0288204 A1	11/2008	Hayter et al.	2009/0163791 A1	6/2009	Briester et al.
2008/0294024 A1	11/2008	Cosentino et al.	2009/0164190 A1	6/2009	Hayter
2008/0296155 A1	12/2008	Shults et al.	2009/0164239 A1	6/2009	Hayter et al.
2008/0300919 A1	12/2008	Charlton et al.	2009/0164251 A1	6/2009	Hayter
2008/0300920 A1	12/2008	Brown et al.	2009/0178459 A1	7/2009	Li et al.
2008/0301158 A1	12/2008	Brown et al.	2009/0182217 A1	7/2009	Li et al.
2008/0301436 A1	12/2008	Yao et al.	2009/0189738 A1	7/2009	Hermle
2008/0301665 A1	12/2008	Charlton et al.	2009/0192366 A1	7/2009	Mensingher et al.
2008/0306368 A1	12/2008	Goode et al.	2009/0192380 A1	7/2009	Shariati et al.
2008/0306434 A1	12/2008	Dobbles et al.	2009/0192722 A1	7/2009	Shariati et al.
2008/0306435 A1	12/2008	Kamath et al.	2009/0192724 A1	7/2009	Brauker et al.
2008/0306444 A1	12/2008	Briester et al.	2009/0192745 A1	7/2009	Kamath et al.
2008/0312518 A1	12/2008	Jina et al.	2009/0192751 A1	7/2009	Kamath et al.
2008/0312841 A1	12/2008	Hayter	2009/0198118 A1	8/2009	Hayter et al.
2008/0312842 A1	12/2008	Hayter	2009/0203981 A1	8/2009	Brauker et al.
2008/0312844 A1	12/2008	Hayter et al.	2009/0204340 A1	8/2009	Feldman et al.
2008/0312845 A1	12/2008	Hayter et al.	2009/0204341 A1	8/2009	Brauker et al.
2008/0320587 A1	12/2008	Vauclair et al.	2009/0216100 A1	8/2009	Ebner et al.
2009/0005665 A1	1/2009	Hayter et al.	2009/0216103 A1	8/2009	Briester et al.
2009/0005666 A1	1/2009	Shin et al.	2009/0234200 A1	9/2009	Husheer
2009/0006034 A1	1/2009	Hayter et al.	2009/0237216 A1	9/2009	Twitchell, Jr.
2009/0012379 A1	1/2009	Goode et al.	2009/0240120 A1	9/2009	Mensingher et al.
2009/0018424 A1	1/2009	Kamath et al.	2009/0240128 A1	9/2009	Mensingher et al.
2009/0030294 A1	1/2009	Petisce et al.	2009/0240193 A1	9/2009	Mensingher et al.
2009/0033482 A1	2/2009	Hayter et al.	2009/0242399 A1	10/2009	Kamath et al.
2009/0036747 A1	2/2009	Hayter et al.	2009/0242425 A1	10/2009	Kamath et al.
2009/0036758 A1	2/2009	Brauker et al.	2009/0247855 A1	10/2009	Boock et al.
2009/0036760 A1	2/2009	Hayter	2009/0247856 A1	10/2009	Boock et al.
2009/0036763 A1	2/2009	Brauker et al.	2009/0247931 A1	10/2009	Damgaard-Sorensen
2009/0040022 A1	2/2009	Finkenzeller	2009/0267765 A1	10/2009	Greene et al.
2009/0043181 A1	2/2009	Brauker et al.	2009/0287073 A1	11/2009	Boock et al.
2009/0043182 A1	2/2009	Brauker et al.	2009/0287074 A1	11/2009	Shults et al.
2009/0043525 A1	2/2009	Brauker et al.	2009/0289796 A1	11/2009	Blumberg
2009/0043541 A1	2/2009	Brauker et al.	2009/0296742 A1	12/2009	Sicurello et al.
2009/0043542 A1	2/2009	Brauker et al.	2009/0298182 A1	12/2009	Schulat et al.
2009/0045055 A1	2/2009	Rhodes et al.	2009/0299155 A1	12/2009	Yang et al.
2009/0048503 A1	2/2009	Dalal et al.	2009/0299156 A1	12/2009	Simpson et al.
2009/0054747 A1	2/2009	Fennell	2009/0299162 A1	12/2009	Brauker et al.
2009/0055149 A1	2/2009	Hayter et al.	2009/0299276 A1	12/2009	Brauker et al.
2009/0062633 A1	3/2009	Brauker et al.	2010/0010324 A1	1/2010	Brauker et al.
2009/0062635 A1	3/2009	Brauker et al.	2010/0010329 A1	1/2010	Taub et al.
2009/0062767 A1	3/2009	VanAntwerp et al.	2010/0010331 A1	1/2010	Brauker et al.
2009/0063402 A1	3/2009	Hayter	2010/0010332 A1	1/2010	Brauker et al.
2009/0076356 A1	3/2009	Simpson et al.	2010/0016687 A1	1/2010	Brauker et al.
2009/0076359 A1	3/2009	Peyser	2010/0016698 A1	1/2010	Rasdal et al.
2009/0076360 A1	3/2009	Briester et al.	2010/0022855 A1	1/2010	Brauker et al.
2009/0076361 A1	3/2009	Kamath et al.	2010/0025238 A1	2/2010	Gottlieb et al.
			2010/0030038 A1	2/2010	Brauker et al.
			2010/0030053 A1	2/2010	Goode, Jr. et al.
			2010/0030484 A1	2/2010	Brauker et al.
			2010/0030485 A1	2/2010	Brauker et al.

(56)

References Cited

U.S. PATENT DOCUMENTS

2010/0036215 A1 2/2010 Goode, Jr. et al.
 2010/0036216 A1 2/2010 Goode, Jr. et al.
 2010/0036222 A1 2/2010 Goode, Jr. et al.
 2010/0036223 A1 2/2010 Goode, Jr. et al.
 2010/0036225 A1 2/2010 Goode, Jr. et al.
 2010/0041971 A1 2/2010 Goode, Jr. et al.
 2010/0045465 A1 2/2010 Brauker et al.
 2010/0049024 A1 2/2010 Saint et al.
 2010/0057040 A1 3/2010 Hayter
 2010/0057041 A1 3/2010 Hayter
 2010/0057042 A1 3/2010 Hayter
 2010/0057044 A1 3/2010 Hayter
 2010/0057057 A1 3/2010 Hayter et al.
 2010/0063373 A1 3/2010 Kamath et al.
 2010/0076283 A1 3/2010 Simpson et al.
 2010/0081908 A1 4/2010 Dobbles et al.
 2010/0081910 A1 4/2010 Brister et al.
 2010/0087724 A1 4/2010 Brauker et al.
 2010/0096259 A1 4/2010 Zhang et al.
 2010/0099970 A1 4/2010 Shults et al.
 2010/0099971 A1 4/2010 Shults et al.
 2010/0105999 A1 4/2010 Dixon et al.
 2010/0110931 A1 5/2010 Shim et al.
 2010/0119693 A1 5/2010 Tapsak et al.
 2010/0119881 A1 5/2010 Patel et al.
 2010/0121169 A1 5/2010 Petisce et al.
 2010/0152554 A1 6/2010 Steine et al.
 2010/0160759 A1 6/2010 Celentano et al.
 2010/0168538 A1 7/2010 Keenan et al.
 2010/0168545 A1 7/2010 Kamath et al.
 2010/0174266 A1 7/2010 Estes
 2010/0185175 A1 7/2010 Kamen et al.
 2010/0190435 A1 7/2010 Cook et al.
 2010/0198142 A1 8/2010 Sloan et al.
 2010/0213080 A1 8/2010 Celentano et al.
 2010/0235439 A1 9/2010 Goodnow et al.
 2010/0267161 A1 10/2010 Wu et al.
 2010/0313105 A1 12/2010 Nekoomaram et al.
 2010/0324403 A1 12/2010 Brister et al.
 2010/0332142 A1 12/2010 Shadforth et al.
 2011/0004276 A1 1/2011 Blair et al.
 2011/0031986 A1 2/2011 Bhat et al.
 2011/0074349 A1 3/2011 Ghovanloo
 2011/0125040 A1 5/2011 Crawford et al.
 2011/0148905 A1 6/2011 Simmons et al.
 2011/0152637 A1 6/2011 Kateraas et al.
 2011/0184268 A1 7/2011 Taub
 2011/0191059 A1 8/2011 Farrell et al.
 2011/0230741 A1 9/2011 Liang et al.
 2011/0257895 A1 10/2011 Brauker et al.
 2011/0270112 A1 11/2011 Manera et al.
 2011/0287528 A1 11/2011 Fern et al.
 2012/0108931 A1 5/2012 Taub et al.
 2012/0148054 A1 6/2012 Rank et al.
 2012/0215092 A1 8/2012 Harris, III et al.
 2013/0035575 A1 2/2013 Mayou et al.
 2013/0235166 A1 9/2013 Jones et al.

FOREIGN PATENT DOCUMENTS

CA 2413148 8/2010
 DE 2903216 8/1979
 DE 227029 9/1985
 DE 3934299 10/1990
 DE 4234553 1/1995
 DE 4401400 7/1995
 EP 0010375 4/1980
 EP 0026995 4/1981
 EP 0048090 3/1982
 EP 0078636 5/1983
 EP 0080304 6/1983
 EP 0096228 12/1983
 EP 0096288 12/1983
 EP 0098592 1/1984
 EP 0125139 11/1984

EP 0127958 12/1984
 EP 0136362 4/1985
 EP 0170375 2/1986
 EP 0177743 4/1986
 EP 0184909 6/1986
 EP 0206218 12/1986
 EP 0230472 8/1987
 EP 0241309 10/1987
 EP 0245073 11/1987
 EP 0255291 2/1988
 EP 0278647 8/1988
 EP 0320109 6/1989
 EP 0353328 2/1990
 EP 0359831 3/1990
 EP 0368209 5/1990
 EP 0368290 5/1990
 EP 0390390 10/1990
 EP 0396788 11/1990
 EP 0400918 12/1990
 EP 0453283 10/1991
 EP 0470290 2/1992
 EP 0504835 9/1992
 EP 0286118 1/1995
 EP 0653718 5/1995
 EP 0680727 11/1995
 EP 0724859 8/1996
 EP 0800082 10/1997
 EP 0805574 11/1997
 EP 0880936 12/1998
 EP 0970655 1/2000
 EP 0973289 1/2000
 EP 0678308 5/2000
 EP 1034734 9/2000
 EP 1048264 11/2000
 EP 1579690 11/2002
 EP 1292218 3/2003
 EP 1077634 7/2003
 EP 1445746 8/2004
 EP 1445893 8/2004
 EP 1568309 8/2005
 EP 1666091 6/2006
 EP 1703697 9/2006
 EP 1704893 9/2006
 EP 1897487 11/2009
 EP 1897492 11/2009
 EP 2113864 11/2009
 EP 1897488 12/2009
 EP 1681992 4/2010
 EP 1448489 8/2010
 EP 1971396 8/2010
 EP 2201969 3/2011
 EP 1413245 6/2011
 EP 2153382 2/2012
 EP 2284773 2/2012
 GB 1394171 5/1975
 GB 1579690 11/1980
 GB 1599241 9/1981
 GB 2073891 10/1981
 GB 2154003 8/1985
 GB 2194892 3/1988
 GB 2204408 11/1988
 GB 2225637 6/1990
 GB 2254436 10/1992
 GB 2409951 7/2005
 JP 54-041191 4/1979
 JP 55-010581 1/1980
 JP 55-010583 1/1980
 JP 55-010584 1/1980
 JP 55-012406 1/1980
 JP 56-163447 12/1981
 JP 57-070448 4/1982
 JP 60-173457 9/1985
 JP 60-173458 9/1985
 JP 60-173459 9/1985
 JP 60-210243 10/1985
 JP 61-090050 5/1986
 JP 62-085855 4/1987
 JP 62-114747 5/1987
 JP 63-058149 3/1988

(56) References Cited					
	FOREIGN PATENT DOCUMENTS				
JP	63-128252	5/1988	WO	WO-00/18294	4/2000
JP	63-139246	6/1988	WO	WO-00/19887	4/2000
JP	63-294799	12/1988	WO	WO-00/20626	4/2000
JP	63-317757	12/1988	WO	WO-00/33065	6/2000
JP	63-317758	12/1988	WO	WO-00/49940	8/2000
JP	1-114746	5/1989	WO	WO-00/59370	10/2000
JP	1-114747	5/1989	WO	WO-00/60350	10/2000
JP	1-124060	5/1989	WO	WO-00/62664	10/2000
JP	1-134244	5/1989	WO	WO-00/62665	10/2000
JP	1-156658	6/1989	WO	WO-00/74753	12/2000
JP	2-062958	3/1990	WO	WO-00/78210	12/2000
JP	2-120655	5/1990	WO	WO-00/78992	12/2000
JP	2-287145	11/1990	WO	WO-01/24038	4/2001
JP	2-310457	12/1990	WO	WO-01/33216	5/2001
JP	3-026956	2/1991	WO	WO-01/52727	7/2001
JP	3-028752	2/1991	WO	WO-01/52935	7/2001
JP	3-202764	9/1991	WO	WO-01/54753	8/2001
JP	5-072171	3/1993	WO	WO-01/57238	8/2001
JP	5-196595	8/1993	WO	WO-01/57239	8/2001
JP	6-190050	7/1994	WO	WO-01/67009	9/2001
JP	7-055757	3/1995	WO	WO-02/13686	2/2002
JP	7-072585	3/1995	WO	WO-02/16905	2/2002
JP	8-154903	6/1996	WO	WO-02/17210	2/2002
JP	8-285814	11/1996	WO	WO-02/058537	8/2002
JP	8-285815	11/1996	WO	WO-02/078512	10/2002
JP	9-021778	1/1997	WO	WO-03/036583	5/2003
JP	9-101280	4/1997	WO	WO-03/076893	9/2003
JP	9-285459	11/1997	WO	WO-03/082091	10/2003
JP	10-170471	6/1998	WO	WO-03/085372	10/2003
JP	2000-000231	1/2000	WO	WO-2004/047445	6/2004
JP	2000-116628	4/2000	WO	WO-2004/061420	7/2004
SU	1281988	1/1987	WO	WO-2004/098405	11/2004
WO	WO-85/05119	11/1985	WO	WO-2005/010756	2/2005
WO	WO-86/00513	1/1986	WO	WO-2005/041766	5/2005
WO	WO-87/00513	1/1987	WO	WO-2005/045744	5/2005
WO	WO-87/06040	10/1987	WO	WO-2005/089103	9/2005
WO	WO-89/02246	3/1989	WO	WO-2005/117269	12/2005
WO	WO-89/05119	6/1989	WO	WO-2006/024671	3/2006
WO	WO-89/08713	9/1989	WO	WO-2006/032653	3/2006
WO	WO-90/00367	1/1990	WO	WO-2006/037109	4/2006
WO	WO-90/05300	5/1990	WO	WO-2006/064397	6/2006
WO	WO-90/05910	5/1990	WO	WO-2006/079114	7/2006
WO	WO-91/01680	2/1991	WO	WO-2006/118947	11/2006
WO	WO-91/04704	4/1991	WO	WO-2006/119084	11/2006
WO	WO-91/15993	10/1991	WO	WO-2006/124099	11/2006
WO	WO-92/01947	2/1992	WO	WO-2007/002189	1/2007
WO	WO-92/13271	8/1992	WO	WO-2007/007459	1/2007
WO	WO-94/20602	9/1994	WO	WO-2007/016399	2/2007
WO	WO-94/27140	11/1994	WO	WO-2007/027381	3/2007
WO	WO-95/28878	2/1995	WO	WO-2007/027788	3/2007
WO	WO-95/06240	3/1995	WO	WO-2007/041069	4/2007
WO	WO-96/07908	3/1996	WO	WO-2007/041070	4/2007
WO	WO-96/25089	8/1996	WO	WO-2007/041072	4/2007
WO	WO-96/30431	10/1996	WO	WO-2007/041248	4/2007
WO	WO-96/35370	11/1996	WO	WO-2007/056638	5/2007
WO	WO-97/02847	1/1997	WO	WO-2007/101223	9/2007
WO	WO-97/19344	5/1997	WO	WO-2007/101260	9/2007
WO	WO-97/20207	6/1997	WO	WO-2007/120363	10/2007
WO	WO-97/33513	9/1997	WO	WO-2007/126444	11/2007
WO	WO-97/41421	11/1997	WO	WO-2007/053832	12/2007
WO	WO-97/42882	11/1997	WO	WO-2007/143225	12/2007
WO	WO-97/42883	11/1997	WO	WO-2008/003003	1/2008
WO	WO-97/42886	11/1997	WO	WO-2008/005780	1/2008
WO	WO-97/42888	11/1997	WO	WO-2008/021913	2/2008
WO	WO-97/43962	11/1997	WO	WO-2008/042760	4/2008
WO	WO-97/46868	12/1997	WO	WO-2008/086541	7/2008
WO	WO-98/09167	3/1998	WO	WO-2008/128210	10/2008
WO	WO-98/24366	6/1998	WO	WO-2008/130896	10/2008
WO	WO-98/35053	8/1998	WO	WO-2008/130897	10/2008
WO	WO-98/52045	11/1998	WO	WO-2008/130898	10/2008
WO	WO-98/52293	11/1998	WO	WO-2008/143943	11/2008
WO	WO-99/05966	2/1999	WO	WO-2008/150428	12/2008
WO	WO-99/32883	7/1999	WO	WO-2008/153825	12/2008
WO	WO-99/56613	11/1999	WO	WO-2009/018058	2/2009
WO	WO-00/13580	3/2000	WO	WO-2009/075697	6/2009
			WO	WO-2009/086216	7/2009
			WO	WO-2009/096992	8/2009

(56) References Cited

FOREIGN PATENT DOCUMENTS

WO	WO-2009/097594	8/2009
WO	WO-2010/077329	8/2010
WO	WO-2011/022418	2/2011

OTHER PUBLICATIONS

- Albery, W. J., et al., "Amperometric Enzyme Electrodes Part II: Conducting Salts as Electrode Materials for the Oxidation of Glucose Oxidase", *Journal of ElectroAnalytical Chemistry*, vol. 194, 1985, pp. 223-235.
- Albery, W. J., et al., "Amperometric Enzyme Electrodes", *Philosophical Transactions of the Royal Society of London*, vol. 316, 1987, pp. 107-119.
- Alcock, S. J., et al., "Continuous Analyte Monitoring to Aid Clinical Practice", *IEEE Engineering in Medicine and Biology Magazine*, 1994, pp. 319-325.
- Anderson, L. B., et al., "Thin-Layer Electrochemistry: Steady-State Methods of Studying Rate Processes", *Journal of ElectroAnalytical Chemistry*, vol. 10, 1965, pp. 295-305.
- Armour, J. C., et al., "Application of Chronic Intravascular Blood Glucose Sensor in Dogs", *Diabetes*, vol. 39, 1990, pp. 1519-1526.
- Bartlett, P. N., et al., "Covalent Binding of Electron Relays to Glucose Oxidase", *Journal of the Chemical Society, Chemical Communications*, 1987, pp. 1603-1604.
- Bartlett, P. N., et al., "Modification of Glucose Oxidase by Tetrathiafulvalene", *Journal of the Chemical Society, Chemical Communications*, 1990, pp. 1135-1136.
- Bartlett, P. N., et al., "Strategies for the Development of Amperometric Enzyme Electrodes", *Biosensors*, vol. 3, 1987/88, pp. 359-379.
- Bennion, N., et al., "Alternate Site Glucose Testing: A Crossover Design", *Diabetes Technology & Therapeutics*, vol. 4, No. 1, 2002, pp. 25-33.
- Bergman, R., et al., "Physiological Evaluation of Factors Controlling Glucose Tolerance in Man: Measurement of Insulin Sensitivity and Beta-cell Glucose Sensitivity From the Response to Intravenous Glucose", *J. Clin. Invest., The American Society for Clinical Investigation, Inc.*, vol. 68, 1981, pp. 1456-1467.
- Bindra, D. S., et al., "Design and in Vitro Studies of a Needle-Type Glucose Sensor for Subcutaneous Monitoring", *Analytical Chemistry*, vol. 63 No. 17, 1991, pp. 1692-1696.
- Blank, T. B., et al., "Clinical Results From a Non-Invasive Blood Glucose Monitor", *Optical Diagnostics and Sensing of Biological Fluids and Glucose and Cholesterol Monitoring II*, Proceedings of SPIE, vol. 4624, 2002, pp. 1-10.
- Bobbioni-Harsch, E., et al., "Lifespan of Subcutaneous Glucose Sensors and Their Performances During Dynamic Glycaemia Changes in Rats", *Journal of Biomedical Engineering*, vol. 15, 1993, pp. 457-463.
- Boedeker Plastics, Inc., "Polyethylene Specifications", *Web Page of Boedeker.com*, 2007, pp. 1-3.
- Brandt, J., et al., "Covalent Attachment of Proteins to Polysaccharide Carriers by Means of Benzoquinone", *Biochimica et Biophysica Acta*, vol. 386, 1975, pp. 196-202.
- Brooks, S. L., et al., "Development of an On-Line Glucose Sensor for Fermentation Monitoring", *Biosensors*, vol. 3, 1987/88, pp. 45-56.
- Brownlee, M., et al., "A Glucose-Controlled Insulin-Delivery System: Semisynthetic Insulin Bound to Lectin", *Science*, vol. 206, 1979, 1190-1191.
- Cass, A. E., et al., "Ferricinium Ion as an Electron Acceptor for Oxido-Reductases", *Journal of ElectroAnalytical Chemistry*, vol. 190, 1985, pp. 117-127.
- Cass, A. E., et al., "Ferrocene-Medicated Enzyme Electrode for Amperometric Determination of Glucose", *Analytical Chemistry*, vol. 56, No. 4, 1984, 667-671.
- Castner, J. F., et al., "Mass Transport and Reaction Kinetic Parameters Determined Electrochemically for Immobilized Glucose Oxidase", *Biochemistry*, vol. 23 No. 10, 1984, 2203-2210.
- Cheyne, E. H., et al., "Performance of a Continuous Glucose Monitoring System During Controlled Hypoglycaemia in Healthy Volunteers", *Diabetes Technology & Therapeutics*, vol. 4, No. 5, 2002, pp. 607-613.
- Claremont, D. J., et al., "Biosensors for Continuous In Vivo Glucose Monitoring", *Proceedings of the Annual International Conference of the IEEE Engineering in Medicine and Biology Society*, vol. 10, 1988.
- Clark Jr., L. C., et al., "Differential Anodic Enzyme Polarography for the Measurement of Glucose", *Oxygen Transport to Tissue: Instrumentation, Methods, and Physiology*, 1973, pp. 127-133.
- Clark Jr., L. C., et al., "Electrode Systems for Continuous Monitoring in Cardiovascular Surgery", *Annals New York Academy of Sciences*, 1962, pp. 29-45.
- Clark Jr., L. C., et al., "Long-term Stability of Electroenzymatic Glucose Sensors Implanted in Mice", *American Society of Artificial Internal Organs Transactions*, vol. XXXIV, 1988, pp. 259-265.
- Clarke, W. L., et al., "Evaluating Clinical Accuracy of Systems for Self-Monitoring of Blood Glucose", *Diabetes Care*, vol. 10, No. 5, 1987, pp. 622-628.
- Csoregi, E., et al., "Design and Optimization of a Selective Subcutaneously Implantable Glucose Electrode Based on 'Wired' Glucose Oxidase", *Analytical Chemistry*, vol. 67, No. 7, 1995, pp. 1240-1244.
- Csoregi, E., et al., "Design, Characterization, and One-Point in Vivo Calibration of a Subcutaneously Implanted Glucose Electrode", *Analytical Chemistry*, vol. 66 No. 19, 1994, pp. 3131-3138.
- Csoregi, E., et al., "On-Line Glucose Monitoring by Using Microdialysis Sampling and Amperometric Detection Based on 'Wired' Glucose Oxidase in Carbon Paste", *Mikrochimica Acta*, vol. 121, 1995, pp. 31-40.
- Dai, W. S., et al., "Hydrogel Membranes with Mesh Size Asymmetry Based on the Gradient Crosslinking of Poly(vinyl alcohol)", *Journal of Membrane Science*, vol. 156, 1999, pp. 67-79.
- Davis, G., "Electrochemical Techniques for the Development of Amperometric Biosensors", *Biosensors*, vol. 1, 1985, pp. 161-178.
- Degani, Y., et al., "Direct Electrical Communication Between Chemically Modified Enzymes and Metal Electrodes. 1. Electron Transfer from Glucose Oxidase to Metal Electrodes via Electron Relays, Bound Covalently to the Enzyme", *The Journal of Physical Chemistry*, vol. 91, No. 6, 1987, pp. 1285-1289.
- Degani, Y., et al., "Direct Electrical Communication Between Chemically Modified Enzymes and Metal Electrodes. 2. Methods for Bonding Electron-Transfer Relays to Glucose Oxidase and D-Amino-Acid Oxidase", *Journal of the American Chemical Society*, vol. 110, No. 8, 1988, pp. 2615-2620.
- Degani, Y., et al., "Electrical Communication Between Redox Centers of Glucose Oxidase and Electrodes via Electrostatically and Covalently Bound Redox Polymers", *Journal of the American Chemical Society*, vol. 111, 1989, pp. 2357-2358.
- Denisevich, P., et al., "Unidirectional Current Flow and Charge State Trapping at Redox Polymer Interfaces on Bilayer Electrodes: Principles, Experimental Demonstration, and Theory", *Journal of the American Chemical Society*, vol. 103, 1981, pp. 4727-4737.
- Dicks, J. M., et al., "Ferrocene Modified Polypyrrole with Immobilised Glucose Oxidase and its Application in Amperometric Glucose Microbiosensors", *Annales de Biologie Clinique*, vol. 47, 1989, pp. 607-619.
- Diem, P., et al., "Clinical Performance of a Continuous Viscometric Affinity Sensor for Glucose", *Diabetes Technology & Therapeutics*, vol. 6, 2004, pp. 790-799.
- Ellis, C. D., et al., "Selectivity and Directed Charge Transfer through an Electroactive Metallopolymer Film", *Journal of the American Chemical Society*, vol. 103, No. 25, 1981, pp. 7480-7483.
- Engstrom, R. C., "Electrochemical Pretreatment of Glassy Carbon Electrodes", *Analytical Chemistry*, vol. 54, No. 13, 1982, pp. 2310-2314.
- Engstrom, R. C., et al., "Characterization of Electrochemically Pretreated Glassy Carbon Electrodes", *Analytical Chemistry*, vol. 56 No. 2, 1984, pp. 136-141.

(56)

References Cited

OTHER PUBLICATIONS

- Feldman, B., et al., "A Continuous Glucose Sensor Based on Wired Enzyme™ Technology—Results from a 3-Day Trial in Patients with Type 1 Diabetes", *Diabetes Technology & Therapeutics*, vol. 5, No. 5, 2003, pp. 769-779.
- Feldman, B., et al., "Correlation of Glucose Concentrations in Interstitial Fluid and Venous Blood During Periods of Rapid Glucose Change", *Abbott Diabetes Care, Inc. Freestyle Navigator Continuous Glucose Monitor Pamphlet*, 2004.
- Feldman, B., et al., "Electron Transfer Kinetics at Redox Polymer/Solution Interfaces Using Microelectrodes and Twin Electrode Thin Layer Cells", *Journal of ElectroAnalytical Chemistry*, vol. 194, 1985, pp. 63-81.
- Fischer, H., et al., "Intramolecular Electron Transfer Medicated by 4,4'-Bipyridine and Related Bridging Groups", *Journal of the American Chemical Society*, vol. 98, No. 18, 1976, pp. 5512-5517.
- Flentge, F., et al., "An Enzyme-Reactor for Electrochemical Monitoring of Choline and Acetylcholine: Applications in High-Performance Liquid Chromatography, Bran Tissue, Microdialysis and Cerebrospinal Fluid," *Analytical Biochemistry*, vol. 204, 1992, pp. 305-310.
- Foulds, N. C., et al., "Enzyme Entrapment in Electrically Conducting Polymers: Immobilisation of Glucose Oxidase in Polypyrrole and its Application in Amperometric Glucose Sensors", *Journal of the Chemical Society, Faraday Transactions 1*, vol. 82, 1986, pp. 1259-1264.
- Foulds, N. C., et al., "Immobilization of Glucose Oxidase in Ferrocene-Modified Pyrrole Polymers", *Analytical Chemistry*, vol. 60, No. 22, 1988, pp. 2473-2478.
- Frew, J. E., et al., "Electron-Transfer Biosensors", *Philosophical Transactions of the Royal Society of London*, vol. 316, 1987, pp. 95-106.
- Garg, S., et al., "Improvement in Glycemic Excursions with a Transcutaneous, Real-Time Continuous Glucose Sensor", *Diabetes Care*, vol. 29, No. 1, 2006, pp. 44-50.
- Godsland, I. F., et al., "Maximizing the Success Rate of Minimal Model Insulin Sensitivity Measurement in Humans: The Importance of Basal Glucose Levels," *Clinical Science*, vol. 101, 2001, pp. 1-9.
- Gorton, L., et al., "Selective Detection in Flow Analysis Based on the Combination of Immobilized Enzymes and Chemically Modified Electrodes", *Analytica Chimica Acta*, vol. 250, 1991, pp. 203-248.
- Graham, N. B., "Poly(ethylene oxide) and Related Hydrogels," *Hydrogels in Medicine and Pharmacy*, vol. II: Polymers, Chapter 4, 1987, pp. 95-113.
- Gregg, B. A., et al., "Cross-Linked Redox Gels Containing Glucose Oxidase for Amperometric Biosensor Applications", *Analytical Chemistry*, vol. 62, No. 3, 1990, pp. 258-263.
- Gregg, B. A., et al., "Redox Polymer Films Containing Enzymes. 1. A Redox-Conducting Epoxy Cement: Synthesis, Characterization, and Electrocatalytic Oxidation of Hydroquinone", *Journal of Physical Chemistry*, vol. 95, No. 15, 1991, 5970-5975.
- Hale, P. D., et al., "A New Class of Amperometric Biosensor Incorporating a Polymeric Electron-Transfer Mediator", *Journal of the American Chemical Society*, vol. 111, No. 9, 1989, pp. 3482-3484.
- Harrison, D. J., et al., "Characterization of Perfluorosulfonic Acid Polymer Coated Enzyme Electrodes and a Miniatureized Integrated Potentiostat for Glucose Analysis in Whole Blood", *Analytical Chemistry*, vol. 60, No. 19, 1988, pp. 2002-2007.
- Hawkrige, F. M., et al., "Indirect Coulometric Titration of Biological Electron Transport Components", *Analytical Chemistry*, vol. 45, No. 7, 1973, pp. 1021-1027.
- Heller, A., "Electrical Connection Enzyme Redox Centers to Electrodes", *Journal of Physical Chemistry*, vol. 96, No. 9, 1990, pp. 3579-3587.
- Heller, A., "Electrical Wiring of Redox Enzymes", *Accounts of Chemical Research* vol. 23, No. 5, 1990, 128-134.
- Heller, A., et al., "Amperometric Biosensors Based on Three-Dimensional Hydrogel-Forming Epoxy Networks", *Sensors and Actuators B*, vol. 13-14, 1993, pp. 180-183.
- Ianniello, R. M., et al., "Differential Pulse Voltammetric Study of Direct Electron Transfer in Glucose Oxidase Chemically Modified Graphite Electrodes", *Analytical Chemistry*, vol. 54, No. 7, 1982, pp. 1098-1101.
- Ianniello, R. M., et al. "Immobilized Enzyme Chemically Modified Electrode as an Amperometric Sensor", *Analytical Chemistry*, vol. 53, No. 13, 1981, pp. 2090-2095.
- Ikeda, T., et al., "Glucose Oxidase-Immobilized Benzoquinone-Carbon Paste Electrode as a Glucose Sensor", *Agricultural and Biological Chemistry*, vol. 49, No. 2, 1985, pp. 541-543.
- Ikeda, T., et al., "Kinetics of Outer-Sphere Electron Transfers Between Metal Complexes in Solutions and Polymeric Films on Modified Electrodes", *Journal of the American Chemical Society*, vol. 103, No. 25, 1981, pp. 7422-7425.
- Isermann, R., "Supervision, Fault-Detection and Fault-Diagnosis Methods—An Introduction", *Control Engineering Practice*, vol. 5, No. 5, 1997, pp. 639-652.
- Isermann, R., et al., "Trends in the Application of Model-Based Fault Detection and Diagnosis of Technical Processes", *Control Engineering Practice*, vol. 5, No. 5, 1997, pp. 709-719.
- Johnson, J. M., et al., "Potential-Dependent Enzymatic Activity in an Enzyme Thin-Layer Cell", *Analytical Chemistry*, vol. 54, No. 8, 1982, pp. 1377-1383.
- Johnson, K. W., "Reproducible Electrodeposition of Biomolecules for the Fabrication of Miniature Electroenzymatic Biosensors", *Sensors and Actuators B*, vol. 5, 1991, pp. 85-89.
- Johnson, K. W., et al., "In vivo Evaluation of an Electroenzymatic Glucose Sensor Implanted in Subcutaneous Tissue", *Biosensors & Bioelectronics*, vol. 7, 1992, pp. 709-714.
- Johnson, P. C., "Peripheral Circulation", *John Wiley & Sons*, 1978, pp. 198.
- Jonsson, G., et al., "An Amperometric Glucose Sensor Made by Modification of a Graphite Electrode Surface With Immobilized Glucose Oxidase and Adsorbed Mediator", *Biosensors*, vol. 1, 1985, pp. 355-368.
- Josowicz, M., et al., "Electrochemical Pretreatment of Thin Film Platinum Electrodes", *Journal of the Electrochemical Society*, vol. 135 No. 1, 1988, pp. 112-115.
- Jungheim, K., et al., "How Rapid Does Glucose Concentration Change in Daily Life of Patients with Type 1 Diabetes?", 2002, pp. 250.
- Jungheim, K., et al., "Risky Delay of Hypoglycemia Detection by Glucose Monitoring at the Arm", *Diabetes Care*, vol. 24, No. 7, 2001, pp. 1303-1304.
- Kaplan, S. M., "Wiley Electrical and Electronics Engineering Dictionary", *IEEE Press*, 2004, pp. 141, 142, 548, 549.
- Katakis, I., et al., "Electrostatic Control of the Electron Transfer Enabling Binding of Recombinant Glucose Oxidase and Redox Polyelectrolytes", *Journal of the American Chemical Society*, vol. 116, No. 8, 1994, pp. 3617-3618.
- Katakis, I., et al., "L- α -Glycerophosphate and L-Lactate Electrodes Based on the Electrochemical 'Wiring' of Oxidases", *Analytical Chemistry*, vol. 64, No. 9, 1992, pp. 1008-1013.
- Kemp, G. J., "Theoretical Aspects of One-Point Calibration: Causes and Effects of Some Potential Errors, and Their Dependence on Concentration," *Clinical Chemistry*, vol. 30, No. 7, 1984, pp. 1163-1167.
- Kenausis, G., et al., "'Wiring' of Glucose Oxidase and Lactate Oxidase Within a Hydrogel Made with Poly(vinyl pyridine) complexed with $[\text{Os}(4,4'\text{-dimethoxy-2,2'\text{-bipyridine)}_2\text{Cl}]^{+2/+}$ ", *Journal of the Chemical Society, Faraday Transactions*, vol. 92, No. 20, 1996, pp. 4131-4136.
- Kerner, W., et al., "The Function of a Hydrogen Peroxide-Detecting Electroenzymatic Glucose Electrode is Markedly Impaired in Human Subcutaneous Tissue and Plasma," *Biosensors & Bioelectronics*, vol. 8, 1993, pp. 473-482.
- Kondepati, V., et al., "Recent Progress in Analytical Instrumentation for Glycemic Control in Diabetic and Critically Ill Patients", *Analytical Bioanalytical Chemistry*, vol. 388, 2007, pp. 545-563.

(56)

References Cited

OTHER PUBLICATIONS

- Korf, J., et al., "Monitoring of Glucose and Lactate Using Microdialysis: Applications in Neonates and Rat Brain," *Developmental Neuroscience*, vol. 15, 1993, pp. 240-246.
- Koudelka, M., et al., "In-Vivo Behaviour of Hypodermically Implanted Microfabricated Glucose Sensors", *Biosensors & Bioelectronics*, vol. 6, 1991, pp. 31-36.
- Kulys, J., et al., "Mediatorless Peroxidase Electrode and Preparation of Bienzyme Sensors", *Bioelectrochemistry and Bioenergetics*, vol. 24, 1990, pp. 305-311.
- Lager, W., et al., "Implantable Electrocatalytic Glucose Sensor", *Hormone Metabolic Research*, vol. 26, 1994, pp. 526-530.
- Laurell, T., "A Continuous Glucose Monitoring System Based on Microdialysis", *Journal of Medical Engineering & Technology*, vol. 16, No. 5, 1992, pp. 187-193.
- Lindner, E., et al., "Flexible (Kapton-Based) Microsensor Arrays of High Stability for Cardiovascular Applications", *Journal of the Chemical Society, Faraday Transactions*, vol. 89, No. 2, 1993, pp. 361-367.
- Lo, B., et al., "Key Technical Challenges and Current Implementations of Body Sensor Networks", *Body Sensor Networks*, 2005, pp. 1-5.
- Lodwig, V., et al., "Continuous Glucose Monitoring with Glucose Sensors: Calibration and Assessment Criteria", *Diabetes Technology & Therapeutics*, vol. 5, No. 4, 2003, pp. 573-587.
- Lortz, J., et al., "What is Bluetooth? We Explain the Newest Short-Range Connectivity Technology", *Smart Computing Learning Series, Wireless Computing*, vol. 8, Issue 5, 2002, pp. 72-74.
- Maidan, R., et al., "Elimination of Electrooxidizable Interferant-Produced Currents in Amperometric Biosensors", *Analytical Chemistry*, vol. 64, No. 23, 1992, pp. 2889-2896.
- Malin, S. F., et al., "Noninvasive Prediction of Glucose by Near-Infrared Diffuse Reflectance Spectroscopy", *Clinical Chemistry*, vol. 45, No. 9, 1999, pp. 1651-1658.
- Marko-Varga, G., et al., "Enzyme-Based Biosensor as a Selective Detection Unit in Column Liquid Chromatography", *Journal of Chromatography A*, vol. 660, 1994, pp. 153-167.
- Mastrototaro, J. J., et al., "An Electroenzymatic Glucose Sensor Fabricated on a Flexible Substrate", *Sensors and Actuators B*, vol. 5, 1991, pp. 139-144.
- Mauras, N., et al., "Lack of Accuracy of Continuous Glucose Sensors in Healthy, Nondiabetic Children: Results of the Diabetes Research in Children Network (DirecNet) Accuracy Study," *Journal of Pediatrics*, 2004, pp. 770-775.
- McGarraugh, G., et al., "Glucose Measurements Using Blood Extracted from the Forearm and the Finger", *TheraSense, Inc.*, 2001, 16 Pages.
- McGarraugh, G., et al., "Physiological Influences on Off-Finger Glucose Testing", *Diabetes Technology & Therapeutics*, vol. 3, No. 3, 2001, pp. 367-376.
- McKean, B. D., et al., "A Telemetry-Instrumentation System for Chronically Implanted Glucose and Oxygen Sensors", *IEEE Transactions on Biomedical Engineering*, vol. 35, No. 7, 1988, pp. 526-532.
- McNeil, C. J., et al., "Thermostable Reduced Nicotinamide Adenine Dinucleotide Oxidase: Application to Amperometric Enzyme Assay", *Analytical Chemistry*, vol. 61, No. 1, 1989, pp. 25-29.
- Miyawaki, O., et al., "Electrochemical and Glucose Oxidase Coenzyme Activity of Flavin Adenine Dinucleotide Covalently Attached to Glassy Carbon at the Adenine Amino Group", *Biochimica et Biophysica Acta*, vol. 838, 1985, pp. 60-68.
- Moatti-Sirat, D., et al., "Evaluating In Vitro and In Vivo the Interference of Ascorbate and Acetaminophen on Glucose Detection by a Needle-Type Glucose Sensor", *Biosensors & Bioelectronics*, vol. 7, 1992, pp. 345-352.
- Moatti-Sirat, D., et al., "Reduction of Acetaminophen Interference in Glucose Sensors by a Composite Nafion Membrane: Demonstration in Rats and Man", *Diabetologia*, vol. 37, 1994, pp. 610-616.
- Moatti-Sirat, D., et al., "Towards Continuous Glucose Monitoring: In Vivo Evaluation of a Miniaturized Glucose Sensor Implanted for Several Days in Rat Subcutaneous Tissue", *Diabetologia*, vol. 35, 1992, pp. 224-330.
- Morbiducci, U, et al., "Improved Usability of the Minimal Model of Insulin Sensitivity Based on an Automated Approach and Genetic Algorithms for Parameter Estimation", *Clinical Science*, vol. 112, 2007, pp. 257-263.
- Mougiakakou, et al., "A Real Time Simulation Model of Glucose-Insulin Metabolism for Type 1 Diabetes Patients", *Proceedings of the 2005 IEEE*, 2005, pp. 298-301.
- Nagy, G., et al., "A New Type of Enzyme Electrode: The Ascorbic Acid Eliminator Electrode", *Life Sciences*, vol. 31, No. 23, 1982, pp. 2611-2616.
- Nakamura, S., et al., "Effect of Periodate Oxidation on the Structure and Properties of Glucose Oxidase", *Biochimica et Biophysica Acta*, vol. 445, 1976, pp. 294-308.
- Narasimham, K., et al., "p-Benzoquinone Activation of Metal Oxide Electrodes for Attachment of Enzymes", *Enzyme and Microbial Technology*, vol. 7, 1985, pp. 283-286.
- Ohara, T. J., "Osmium Bipyridyl Redox Polymers Used in Enzyme Electrodes", *Platinum Metals Review*, vol. 39, No. 2, 1995, pp. 54-62.
- Ohara, T. J., et al., "'Wired' Enzyme Electrodes for Amperometric Determination of Glucose or Lactate in the Presence of Interfering Substances", *Analytical Chemistry*, vol. 66, No. 15, 1994, pp. 2451-2457.
- Ohara, T. J., et al., "Glucose Electrodes Based on Cross-Linked [Os(bpy)₂Cl]^{+/2+} Complexed Poly(1-Vinylimidazole) Films", *Analytical Chemistry*, vol. 65, No. 23, 1993, pp. 3512-3517.
- Olievier, C. N., et al., "In Vivo Measurement of Carbon Dioxide Tension with a Miniature Electrodes", *Pflugers Archiv: European Journal of Physiology*, vol. 373, 1978, pp. 269-272.
- Paddock, R. M., et al., "Electrocatalytic Reduction of Hydrogen Peroxide via Direct Electron Transfer From Pyrolytic Graphite Electrodes to Irreversibly Adsorbed Cytochrome C Peroxidase", *Journal of Electroanalytical Chemistry*, vol. 260, 1989, pp. 487-494.
- Palleschi, G., et al., "A Study of Interferences in Glucose Measurements in Blood by Hydrogen Peroxide Based Glucose Probes", *Analytical Biochemistry*, vol. 159, 1986, pp. 114-121.
- Pankratov, I., et al., "Sol-Gel Derived Renewable-Surface Biosensors", *Journal of Electroanalytical Chemistry*, vol. 393, 1995, pp. 35-41.
- Parker, R., et al., "Robust H₂O Glucose Control in Diabetes Using a Physiological Model", *AIChE Journal*, vol. 46, No. 12, 2000, pp. 2537-2549.
- Pathak, C., et al., "Rapid Photopolymerization of Immunoprotective Gels in Contact with Cells and Tissue", *Journal of the American Chemical Society*, vol. 114, No. 21, 1992, pp. 8311-8312.
- Pickup, J., "Developing Glucose Sensors for In Vivo Use", *Tibtech*, vol. 11, 1993, pp. 285-291.
- Pickup, J., et al., "Implantable Glucose Sensors: Choosing the Appropriate Sensing Strategy", *Biosensors*, vol. 3, 1987/88, pp. 335-346.
- Pickup, J., et al., "In Vivo Molecular Sensing in Diabetes Mellitus: An Implantable Glucose Sensor with Direct Electron Transfer", *Diabetologia*, vol. 32, 1989, pp. 213-217.
- Pickup, J., et al., "Potentially-Implantable, Amperometric Glucose Sensors with Mediated Electron Transfer: Improving the Operating Stability", *Biosensors*, vol. 4, 1989, pp. 109-119.
- Pishko, M. V., et al., "Amperometric Glucose Microelectrodes Prepared Through Immobilization of Glucose Oxidase in Redox Hydrogels", *Analytical Chemistry*, vol. 63, No. 20, 1991, pp. 2268-2272.
- Poitout, V., et al., "A Glucose Monitoring System for on Line Estimation in Man of Blood Glucose Concentration Using a Miniaturized Glucose Sensor Implanted in the Subcutaneous Tissue and a Wearable Control Unit", *Diabetologia*, vol. 36, 1993, pp. 658-663.
- Poitout, V., et al., "Calibration in Dogs of a Subcutaneous Miniaturized Glucose Sensor Using a Glucose Meter for Blood Glucose Determination", *Biosensors & Bioelectronics*, vol. 7, 1992, pp. 587-592.

(56)

References Cited

OTHER PUBLICATIONS

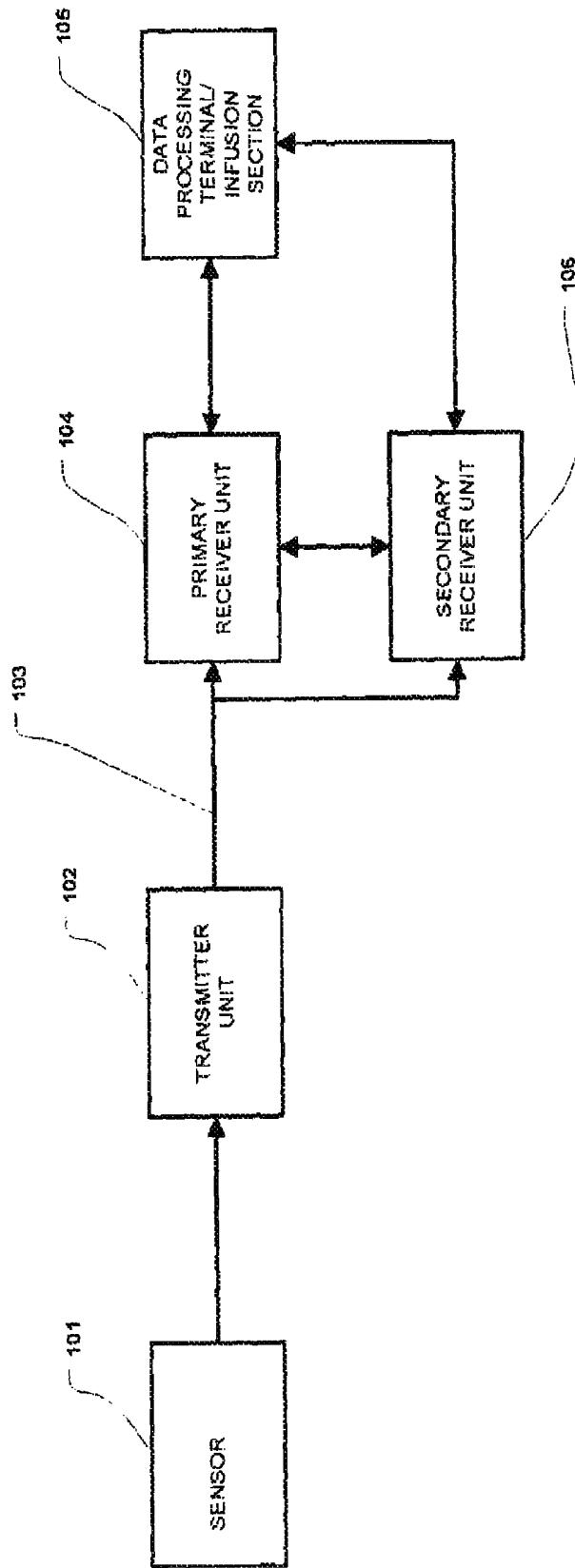
- Poitout, V., et al., "In Vitro and In Vivo Evaluation in Dogs of a Miniaturized Glucose Sensor", *ASAIO Transactions*, vol. 37, No. 3, 1991, pp. M298-M300.
- Pollak, A., et al., "Enzyme Immobilization by Condensation Copolymerization into Cross-Linked Polyacrylamide Gels", *Journal of the American Chemical Society*, vol. 102, No. 20, 1980, pp. 6324-6336.
- Quinn, C. P., et al., "Kinetics of Glucose Delivery to Subcutaneous Tissue in Rats Measured with 0.3-mm Amperometric Microsensors", *The American Physiological Society*, 1995, E155-E161.
- Reach, G., et al., "Can Continuous Glucose Monitoring Be Used for the Treatment of Diabetes?", *Analytical Chemistry*, vol. 64, No. 6, 1992, pp. 381-386.
- Rebrin, K., et al., "Automated Feedback Control of Subcutaneous Glucose Concentration in Diabetic Dogs", *Diabetologia*, vol. 32, 1989, pp. 573-576.
- Reusch, W., "Other Topics: Organometallic Chemistry: Organometallic Compounds: Main Group Organometallic Compounds," *Virtual Textbook of Organic Chemistry*, 1999, Rev. 2007, 25 pages.
- Rodriguez, N., et al., "Flexible Communication and Control Protocol for Injectable Neuromuscular Interfaces", *IEEE Transactions on Biomedical Circuits and Systems*, vol. 1, No. 2007, pp. 19-27.
- Roe, J. N., et al., "Bloodless Glucose Measurements", *Critical Review in Therapeutic Drug Carrier Systems*, vol. 15, Issue 3, 1998, pp. 199-241.
- Sacks (ED), "Guidelines and Recommendations for Laboratory Analysis in the Diagnosis and Management of Diabetes Mellitus," *The National Academy of Clinical Biochemistry Presents Laboratory Medicine Practice Guidelines*, vol. 13, 2002, pp. 8-11, 21-23, 52-56, 63.
- Sakakida, M., et al., "Development of Ferrocene-Mediated Needle-Type Glucose Sensor as a Measure of True Subcutaneous Tissue Glucose Concentrations", *Artificial Organs Today*, vol. 2, No. 2, 1992, pp. 145-158.
- Sakakida, M., et al., "Ferrocene-Mediated Needle-Type Glucose Sensor Covered with Newly Designed Biocompatible Membrane", *Sensors and Actuators B*, vol. 13-14, 1993, pp. 319-322.
- Salditt, P., "Trends in Medical Device Design and Manufacturing", *SMTA News and Journal of Surface Mount Technology*, vol. 17, 2004, pp. 19-24.
- Salehi, C., et al., "A Telemetry-Instrumentation System for Long-Term Implantable Glucose and Oxygen Sensors", *Analytical Letters*, vol. 29, No. 13, 1996, pp. 2289-2308.
- Samuels, G. J., et al., "An Electrode-Supported Oxidation Catalyst Based on Ruthenium (IV). pH 'Encapsulation' in a Polymer Film", *Journal of the American Chemical Society*, vol. 103, No. 2, 1981, pp. 307-312.
- Sasso, S. V., et al., "Electropolymerized 1,2-Diaminobenzene as a Means to Prevent Interferences and Fouling and to Stabilize Immobilized Enzyme in Electrochemical Biosensors", *Analytical Chemistry*, vol. 62, No. 11, 1990, pp. 1111-1117.
- Scheller, F. W., et al., "Second Generation Biosensors," *Biosensors & Bioelectronics*, vol. 6, 1991, pp. 245-253.
- Scheller, F., et al., "Enzyme Electrodes and Their Application", *Philosophical Transactions of The Royal Society of London B*, vol. 316, 1987, pp. 85-94.
- Schmehl, R. H., et al., "The Effect of Redox Site Concentration on the Rate of Mediated Oxidation of Solution Substrates by a Redox Copolymer Film", *Journal of Electroanalytical Chemistry*, vol. 152, 1983, pp. 97-109.
- Schmidt, F. J., et al., "Calibration of a Wearable Glucose Sensor", *The International Journal of Artificial Organs*, vol. 15, No. 1, 1992, pp. 55-61.
- Schmidtke, D. W., et al., "Measurement and Modeling of the Transient Difference Between Blood and Subcutaneous Glucose Concentrations in the Rat After Injection of Insulin", *Proceedings of the National Academy of Sciences*, vol. 95, 1998, pp. 294-299.
- Shaw, G. W., et al., "In Vitro Testing of a Simply Constructed, Highly Stable Glucose Sensor Suitable for Implantation in Diabetic Patients", *Biosensors & Bioelectronics*, vol. 6, 1991, pp. 401-406.
- Shichiri, M., et al., "Glycaemic Control in Pancreatectomized Dogs with a Wearable Artificial Endocrine Pancreas", *Diabetologia*, vol. 24, 1983, pp. 179-184.
- Shichiri, M., et al., "In Vivo Characteristics of Needle-Type Glucose Sensor—Measurements of Subcutaneous Glucose Concentrations in Human Volunteers", *Hormone and Metabolic Research Supplement Series*, vol. 20, 1988, pp. 17-20.
- Shichiri, M., et al., "Membrane Design for Extending the Long-Life of an Implantable Glucose Sensor", *Diabetes Nutrition and Metabolism*, vol. 2, 1989, pp. 309-313.
- Shichiri, M., et al., "Needle-type Glucose Sensor for Wearable Artificial Endocrine Pancreas", *Implantable Sensors for Closed-Loop Prosthetic Systems*, Chapter 15, 1985, pp. 197-210.
- Shichiri, M., et al., "Telemetry Glucose Monitoring Device With Needle-Type Glucose Sensor: A Useful Tool for Blood Glucose Monitoring in Diabetic Individuals", *Diabetes Care*, vol. 9, No. 3, 1986, pp. 298-301.
- Shichiri, M., et al., "Wearable Artificial Endocrine Pancreas With Needle-Type Glucose Sensor", *The Lancet*, 1982, pp. 1129-1131.
- Shults, M. C., et al., "A Telemetry-Instrumentation System for Monitoring Multiple Subcutaneously Implanted Glucose Sensors", *IEEE Transactions on Biomedical Engineering*, vol. 41, No. 10, 1994, pp. 937-942.
- Sittampalam, G., et al., "Surface-Modified Electrochemical Detector for Liquid Chromatography", *Analytical Chemistry*, vol. 55, No. 9, 1983, pp. 1608-1610.
- Skoog, D. A., et al., "Evaluation of Analytical Data," *Fundamentals of Analytical Chemistry*, 1966, pp. 55.
- Slattery, C., et al., "A Reference Design for High-Performance, Low-Cost Weigh Scales", *Analog Dialogue* 39-12, 2005 pp. 1-6.
- Soegijoko, S., et al., "External Artificial Pancreas: A New Control Unit Using Microprocessor", *Hormone and Metabolic Research Supplement Series*, vol. 12, 1982, pp. 165-169.
- Sprules, S. D., et al., "Evaluation of a New Disposable Screen-Printed Sensor Strip for the Measurement of NADH and Its Modification to Produce a Lactate Biosensor Employing Microliter Volumes", *Electroanalysis*, vol. 8, No. 6, 1996, pp. 539-543.
- Sternberg, F., et al., "Calibration Problems of Subcutaneous Glucosensors when Applied 'In-Situ' in Man", *Hormone and Metabolic Research*, vol. 26, 1994, pp. 523-526.
- Sternberg, R., et al., "Covalent Enzyme Coupling on Cellulose Acetate Membranes for Glucose Sensor Development", *Analytical Chemistry*, vol. 60, No. 24, 1988, pp. 2781-2786.
- Sternberg, R., et al., "Study and Development of Multilayer Needle-Type Enzyme-Based Glucose Microsensors", *Biosensors*, vol. 4, 1988, pp. 27-40.
- Suekane, M., "Immobilization of Glucose Isomerase", *Zeitschrift für Allgemeine Mikrobiologie*, vol. 22, No. 8, 1982, pp. 565-576.
- Tajima, S., et al., "Simultaneous Determination of Glucose and 1,5-Anhydroglucitol", *Chemical Abstracts*, vol. 111, No. 25, 1989, pp. 394.
- Takamura, A., et al., Drug release from Poly(vinyl alcohol) Gel Prepared by Freeze-Thaw Procedure, *Journal of Controlled Release*, vol. 20, 1992, pp. 21-27.
- Tarasevich, M. R., "Bioelectrocatalysis", *Comprehensive Treatise of Electrochemistry*, vol. 10, 1985, pp. 231-295.
- Tatsuma, T., et al., "Enzyme Monolayer—and Bilayer-Modified Tin Oxide Electrodes for the Determination of Hydrogen Peroxide and Glucose", *Analytical Chemistry*, vol. 61, No. 21, 1989, pp. 2352-2355.
- Taylor, C., et al., "'Wiring' of Glucose Oxidase Within a Hydrogel Made with Polyvinyl Imidazole Complexed with [Os-4,4'-dimethoxy-2,2'-bipyridine]Cl^{+/2+}", *Journal of Electroanalytical Chemistry*, vol. 396, 1995, pp. 511-515.
- Thompson, M., et al., "In Vivo Probes: Problems and Perspectives", *Clinical Biochemistry*, vol. 19, 1986, pp. 255-261.
- Travenol Laboratories, Inc., *An Introduction to "Eugly"*, Book 1, 1985, pp. 1-22.

(56)

References Cited

OTHER PUBLICATIONS

- Trojanowicz, M., et al., "Enzyme Entrapped Polypyrrole Modified Electrode for Flow-Injection Determination of Glucose", *Biosensors & Bioelectronics*, vol. 5, 1990, pp. 149-156.
- Tsalikian, E., et al., "Accuracy of the GlucoWatch G2® Biographer and the Continuous Glucose Monitoring System During Hypoglycemia: Experience of the Diabetes Research in Children Network", *Diabetes Care*, vol. 27, No. 3, 2004, pp. 722-726.
- Turner, A., et al., "Diabetes Mellitus: Biosensors for Research and Management", *Biosensors*, vol. 1, 1985, pp. 85-115.
- Turner, R. F., et al., "A Biocompatible Enzyme Electrode for Continuous in vivo Glucose Monitoring in Whole Blood", *Sensors and Actuators B*, vol. 1, 1990, pp. 561-564.
- Tuzhi, P., et al., "Constant Potential Pretreatment of Carbon Fiber Electrodes for In Vivo Electrochemistry", *Analytical Letters*, vol. 24, No. 6, 1991, pp. 935-945.
- Umana, M., "Protein-Modified Electrochemically Active Biomaterial Surface", *U.S. Army Research Office, Analytical and Chemical Sciences Research Triangle Institute*, 1988, pp. 1-9.
- Updike, S. J., et al., "Principles of Long-Term Fully Implanted Sensors with Emphasis on Radiotelemetric Monitoring of Blood Glucose from Inside a Subcutaneous Foreign Body Capsule (FBC)", *Biosensors in the Body: Continuous in vivo Monitoring*, Chapter 4, 1997, pp. 117-137.
- Urban, G., et al., "Miniaturized Thin-Film Biosensors Using Covalently Immobilized Glucose Oxidase", *Biosensors & Bioelectronics*, vol. 6, 1991, pp. 555-562.
- Velho, G., et al., "In Vitro and In Vivo Stability of Electrode Potentials in Needle-Type Glucose Sensors", *Diabetes*, vol. 38, No. 2, 1989, pp. 164-171.
- Velho, G., et al., "Strategies for Calibrating a Subcutaneous Glucose Sensor", *Biomedica Biochimica Acta*, vol. 48, 1989, pp. 957-964.
- Von Woedtke, T., et al., "In Situ Calibration of Implanted Electrochemical Glucose Sensors", *Biomedica Biochimica Acta*, vol. 48, 1989, pp. 943-952.
- Vreeke, M. S., et al., "Hydrogen Peroxide Electrodes Based on Electrical Connection of Redox Centers of Various Peroxidases to Electrodes through a Three-Dimensional Electron-Relaying Polymer Network", *Diagnostic Biosensors Polymers*, Chapter 15, 1993, pp. 180-193.
- Vreeke, M., et al., "Hydrogen Peroxide and β -Nicotinamide Adenine Dinucleotide Sensing Amperometric Electrodes Based on Electrical Connection of Horseradish Peroxidase Redox Centers to Electrodes through a Three-Dimensional Electron Relaying Polymer Network", *Analytical Chemistry*, vol. 64, No. 24, 1992, pp. 3084-3090.
- Wang, D. L., et al., "Miniaturized Flexible Amperometric Lactate Probe", *Analytical Chemistry*, vol. 65, No. 8, 1993, pp. 1069-1073.
- Wang, J., et al., "Activation of Glassy Carbon Electrodes by Alternating Current Electrochemical Treatment", *Analytica Chimica Acta*, vol. 167, 1985, pp. 325-334.
- Wang, J., et al., "Amperometric Biosensing of Organic Peroxides with Peroxidase-Modified Electrodes", *Analytica Chimica Acta*, vol. 254, 1991, pp. 81-88.
- Wang, J., et al., "Screen-Printable Sol-Gel Enzyme-Containing Carbon Inks", *Analytical Chemistry*, vol. 68, No. 15, 1996, pp. 2705-2708.
- Wang, J., et al., "Sol-Gel-Derived Metal-Dispersed Carbon Composite Amperometric Biosensors", *Electroanalysis*, vol. 9, No. 1, 1997, pp. 52-55.
- Williams, D. L., et al., "Electrochemical-Enzymatic Analysis of Blood Glucose and Lactate", *Analytical Chemistry*, vol. 42, No. 1, 1970, pp. 118-121.
- Wilson, G. S., et al., "Progress Toward the Development of an Implantable Sensor for Glucose", *Clinical Chemistry*, vol. 38, No. 9, 1992, pp. 1613-1617.
- Yabuki, S., et al., "Electro-Conductive Enzyme Membrane", *Journal of the Chemical Society, Chemical Communications*, 1989, pp. 945-946.
- Yang, C., et al., "A Comparison of Physical Properties and Fuel Cell Performance of Nafion and Zirconium Phosphate/Nafion Composite Membranes", *Journal of Membrane Science*, vol. 237, 2004, pp. 145-161.
- Yang, L., et al., "Determination of Oxidase Enzyme Substrates Using Cross-Flow Thin-Layer Amperometry", *Electroanalysis*, vol. 8, No. 8-9, 1996, pp. 716-721.
- Yao, S. J., et al., "The Interference of Ascorbate and Urea in Low-Potential Electrochemical Glucose Sensing", *Proceedings of the Twelfth Annual International Conference of the IEEE Engineering in Medicine and Biology Society*, vol. 12, Part 2, 1990, pp. 487-489.
- Yao, T., "A Chemically-Modified Enzyme Membrane Electrode as an Amperometric Glucose Sensor", *Analytica Chimica Acta*, vol. 148, 1983, pp. 27-33.
- Ye, L., et al., "High Current Density 'Wired' Quinoprotein Glucose Dehydrogenase Electrode", *Analytical Chemistry*, vol. 65, No. 3, 1993, pp. 238-241.
- Yildiz, A., et al., "Evaluation of an Improved Thin-Layer Electrode", *Analytical Chemistry*, vol. 40, No. 7, 1968, pp. 1018-1024.
- Zamzow, K., et al., "New Wearable Continuous Blood Glucose Monitor (BGM) and Artificial Pancreas (AP)", *Diabetes*, vol. 39, 1990, pp. 5A-20.
- Zhang, Y., et al., "Application of Cell Culture Toxicity Tests to the Development of Implantable Biosensors", *Biosensors & Bioelectronics*, vol. 6, 1991, pp. 653-661.
- Zhang, Y., et al., "Elimination of the Acetaminophen Interference in an Implantable Glucose Sensor", *Analytical Chemistry*, vol. 66, No. 7, 1994, pp. 1183-1188.
- Chinese Patent Application No. 200880006612.4, Original Language and English Translation of Office Action dated Apr. 6, 2012.
- Chinese Patent Application No. 200880006612.4, Original Language and English Translation of Office Action dated Feb. 9, 2011.
- Chinese Patent Application No. 200880006612.4, Original Language and English Translation of Office Action dated Sep. 21, 2012.
- European Patent Application No. 08731125, Supplementary European Search Report dated Jan. 26, 2012.
- PCT Application No. PCT/US2008/055501, International Preliminary Report on Patentability and Written Opinion of the International Searching Authority mailed Sep. 11, 2009.
- PCT Application No. PCT/US2008/055501, International Search Report and Written Opinion of the International Searching Authority dated Sep. 2, 2008.
- Russian Patent Application No. 2009136349, Original Language and English Translation of Office Action dated Feb. 8, 2012.
- U.S. Appl. No. 11/681,133, Advisory Action dated Mar. 31, 2009.
- U.S. Appl. No. 11/681,133, Notice of Allowance dated Nov. 16, 2011.
- U.S. Appl. No. 11/681,133, Office Action dated Jan. 10, 2008.
- U.S. Appl. No. 11/681,133, Office Action dated Jan. 12, 2010.
- U.S. Appl. No. 11/681,133, Office Action dated Jul. 10, 2009.
- U.S. Appl. No. 11/681,133, Office Action dated Jul. 6, 2011.
- U.S. Appl. No. 11/681,133, Office Action dated Nov. 18, 2008.
- U.S. Appl. No. 11/681,133, Office Action dated Oct. 18, 2010.
- U.S. Appl. No. 13/406,528, Notice of Allowance dated May 26, 2015.



100

FIGURE 1

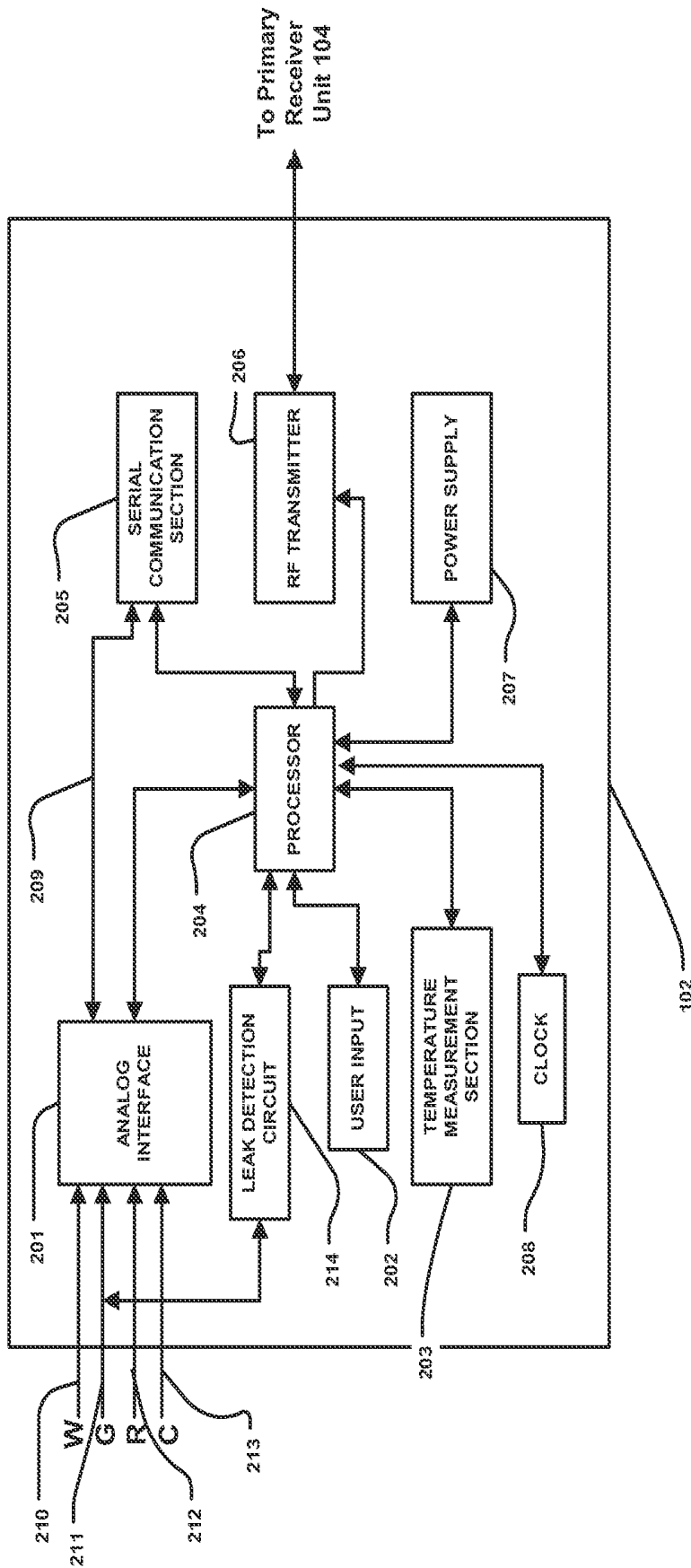


FIGURE 2

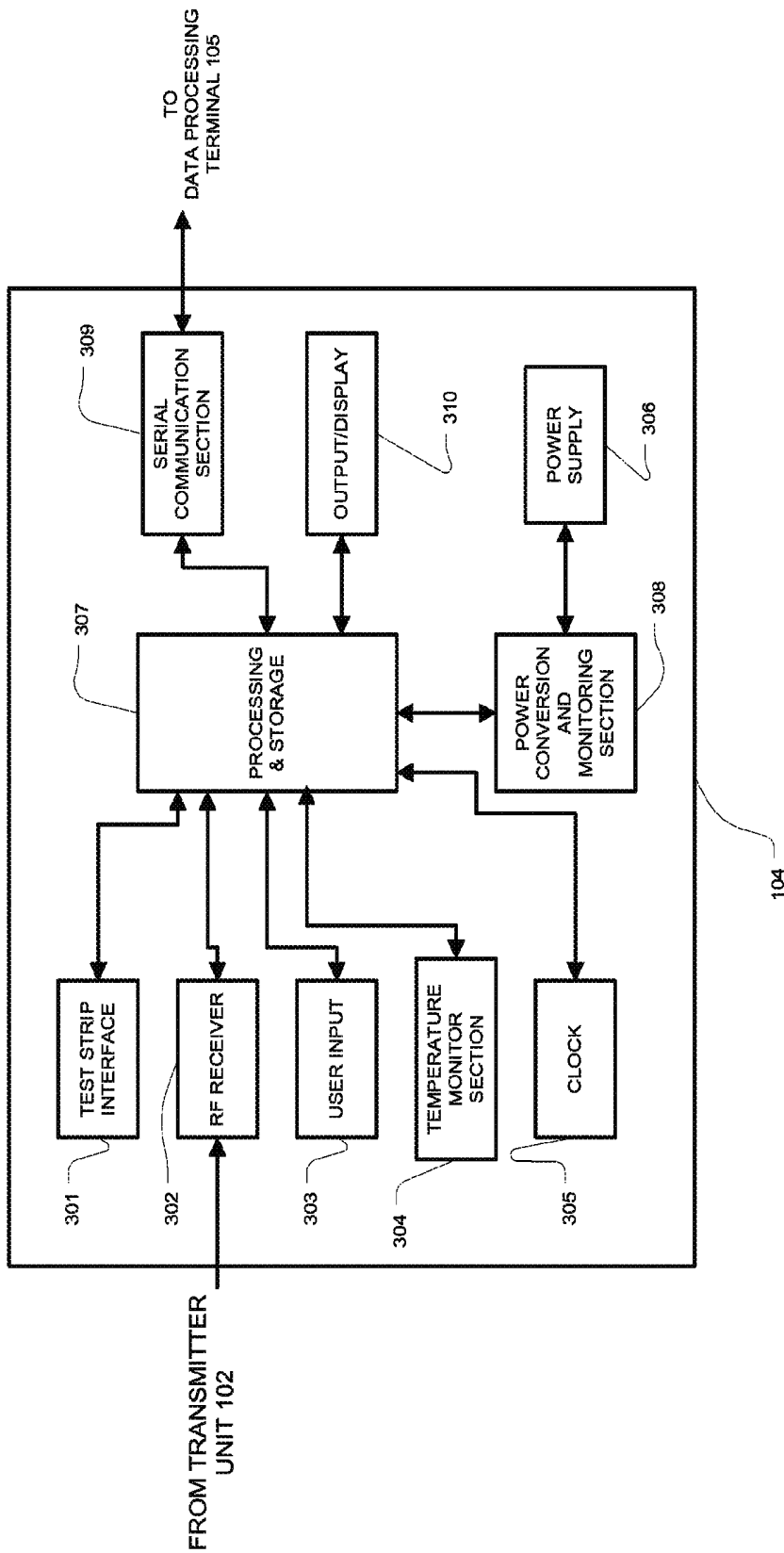


FIGURE 3

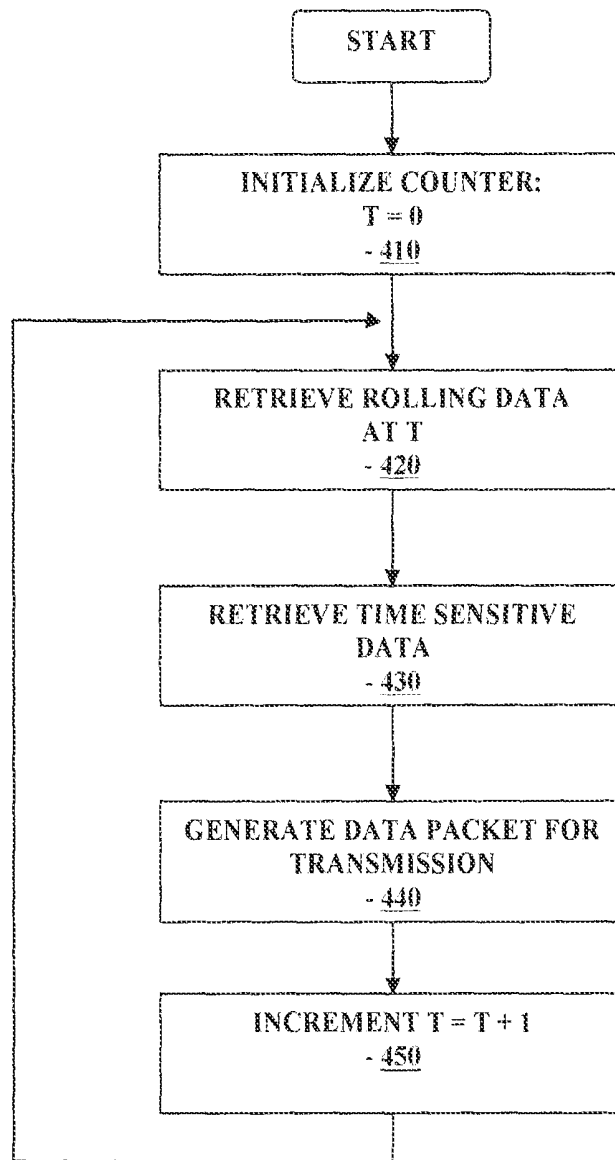


FIGURE 4

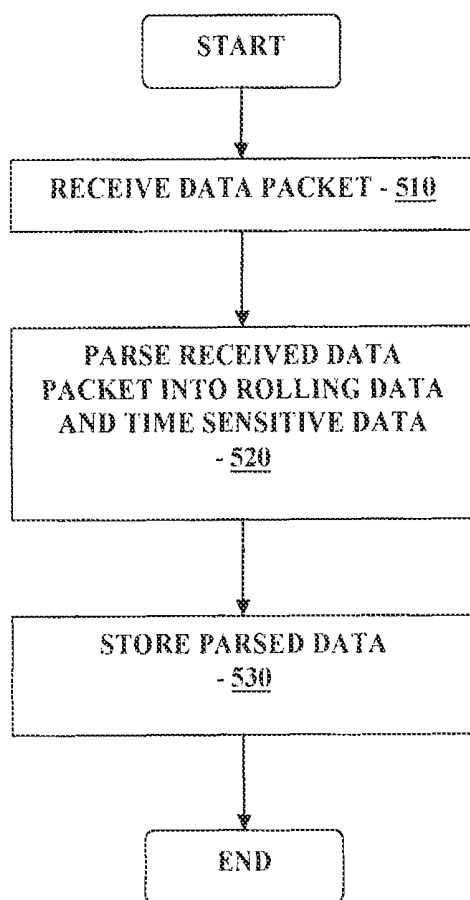


FIGURE 5

METHOD AND APPARATUS FOR PROVIDING ROLLING DATA IN COMMUNICATION SYSTEMS

RELATED APPLICATION

The present application is a continuation of U.S. patent application Ser. No. 13/406,528 filed Feb. 27, 2012, now U.S. Pat. No. 9,095,290, which is a continuation of U.S. patent application Ser. No. 11/681,133 filed Mar. 1, 2007, now U.S. Pat. No. 8,123,686, entitled "Method and Apparatus for Providing Rolling Data in Communication Systems," the disclosure of which is incorporated herein by reference for all purposes.

BACKGROUND

Analyte, e.g., glucose monitoring systems including continuous and discrete monitoring systems generally include a small, lightweight battery powered and microprocessor controlled system which is configured to detect signals proportional to the corresponding measured glucose levels using an electrometer. RF signals may be used to transmit the collected data. One aspect of certain analyte monitoring systems include a transcutaneous or subcutaneous analyte sensor configuration which is, for example, at least partially positioned through the skin layer of a subject whose analyte level is to be monitored. The sensor may use a two or three-electrode (work, reference and counter electrodes) configuration driven by a controlled potential (potentiostat) analog circuit connected through a contact system.

An analyte sensor may be configured so that a portion thereof is placed under the skin of the patient so as to contact analyte of the patient, and another portion or segment of the analyte sensor may be in communication with the transmitter unit. The transmitter unit may be configured to transmit the analyte levels detected by the sensor over a wireless communication link such as an RF (radio frequency) communication link to a receiver/monitor unit. The receiver/monitor unit may perform data analysis, among other functions, on the received analyte levels to generate information pertaining to the monitored analyte levels.

Transmission of data over an RF communication link is often constrained to occur within a substantially short time duration. In turn, the time constraint in RF data communication imposes limits on the type and size of data that may be transmitted during the transmission time period.

In view of the foregoing, it would be desirable to have a method and apparatus for optimizing the RF communication link between two or more communication devices, for example, in a medical communication system.

SUMMARY OF THE INVENTION

Devices and methods for analyte monitoring, e.g., glucose monitoring, are provided. Embodiments include transmitting information from a first location to a second, e.g., using a telemetry system such as RF telemetry. Systems herein include continuous analyte monitoring systems and discrete analyte monitoring system.

In one embodiment, a method including retrieving a first data type, retrieving a second data type, transmitting a first data packet including the first data type and the second data type, updating the second data type, and generating a second data packet including the first data type and the updated second data type, is disclosed, as well as devices and systems for the same.

These and other objects, features and advantages of the present invention will become more fully apparent from the following detailed description of the embodiments, the appended claims and the accompanying drawings.

BRIEF DESCRIPTION OF THE DRAWINGS

FIG. 1 illustrates a block diagram of a data monitoring and management system for practicing one or more embodiments of the present invention;

FIG. 2 is a block diagram of the transmitter unit of the data monitoring and management system shown in FIG. 1 in accordance with one embodiment of the present invention;

FIG. 3 is a block diagram of the receiver/monitor unit of the data monitoring and management system shown in FIG. 1 in accordance with one embodiment of the present invention;

FIG. 4 is a flowchart illustrating data packet procedure including rolling data for transmission in accordance with one embodiment of the present invention; and

FIG. 5 is a flowchart illustrating data processing of the received data packet including the rolling data in accordance with one embodiment of the present invention.

DETAILED DESCRIPTION

As summarized above and as described in further detail below, in accordance with the various embodiments of the present invention, there is provided a method and system for retrieving a first data type, retrieving a second data type, transmitting a first data packet including the first data type and the second data type, updating the second data type, and generating a second data packet including the first data type and the updated second data type.

FIG. 1 illustrates a data monitoring and management system such as, for example, analyte (e.g., glucose) monitoring system **100** in accordance with one embodiment of the present invention. The subject invention is further described primarily with respect to a glucose monitoring system for convenience and such description is in no way intended to limit the scope of the invention. It is to be understood that the analyte monitoring system may be configured to monitor a variety of analytes, e.g., lactate, and the like.

Analytes that may be monitored include, for example, acetyl choline, amylase, bilirubin, cholesterol, chorionic gonadotropin, creatine kinase (e.g., CK-MB), creatine, DNA, fructosamine, glucose, glutamine, growth hormones, hormones, ketones, lactate, peroxide, prostate-specific antigen, prothrombin, RNA, thyroid stimulating hormone, and troponin. The concentration of drugs, such as, for example, antibiotics (e.g., gentamicin, vancomycin, and the like), digitoxin, digoxin, drugs of abuse, theophylline, and warfarin, may also be monitored. More than one analyte may be monitored by a single system, e.g. a single analyte sensor.

The analyte monitoring system **100** includes a sensor **101**, a transmitter unit **102** coupleable to the sensor **101**, and a primary receiver unit **104** which is configured to communicate with the transmitter unit **102** via a communication link **103**. The primary receiver unit **104** may be further configured to transmit data to a data processing terminal **105** for evaluating the data received by the primary receiver unit **104**. Moreover, the data processing terminal **105** in one embodiment may be configured to receive data directly from the transmitter unit **102** via a communication link which may optionally be configured for bi-directional communi-

cation. Accordingly, transmitter unit 102 and/or receiver unit 104 may include a transceiver.

Also shown in FIG. 1 is an optional secondary receiver unit 106 which is operatively coupled to the communication link and configured to receive data transmitted from the transmitter unit 102. Moreover, as shown in the Figure, the secondary receiver unit 106 is configured to communicate with the primary receiver unit 104 as well as the data processing terminal 105. Indeed, the secondary receiver unit 106 may be configured for bi-directional wireless communication with each or one of the primary receiver unit 104 and the data processing terminal 105. As discussed in further detail below, in one embodiment of the present invention, the secondary receiver unit 106 may be configured to include a limited number of functions and features as compared with the primary receiver unit 104. As such, the secondary receiver unit 106 may be configured substantially in a smaller compact housing or embodied in a device such as a wrist watch, pager, mobile phone, PDA, for example. Alternatively, the secondary receiver unit 106 may be configured with the same or substantially similar functionality as the primary receiver unit 104. The receiver unit may be configured to be used in conjunction with a docking cradle unit, for example for one or more of the following or other functions: placement by bedside, for re-charging, for data management, for night time monitoring, and/or bi-directional communication device.

In one aspect sensor 101 may include two or more sensors, each configured to communicate with transmitter unit 102. Furthermore, while only one, transmitter unit 102, communication link 103, and data processing terminal 105 are shown in the embodiment of the analyte monitoring system 100 illustrated in FIG. 1. However, it will be appreciated by one of ordinary skill in the art that the analyte monitoring system 100 may include one or more sensors, multiple transmitter units 102, communication links 103, and data processing terminals 105. Moreover, within the scope of the present invention, the analyte monitoring system 100 may be a continuous monitoring system, or semi-continuous, or a discrete monitoring system. In a multi-component environment, each device is configured to be uniquely identified by each of the other devices in the system so that communication conflict is readily resolved between the various components within the analyte monitoring system 100.

In one embodiment of the present invention, the sensor 101 is physically positioned in or on the body of a user whose analyte level is being monitored. The sensor 101 may be configured to continuously sample the analyte level of the user and convert the sampled analyte level into a corresponding data signal for transmission by the transmitter unit 102. In certain embodiments, the transmitter unit 102 may be physically coupled to the sensor 101 so that both devices are integrated in a single housing and positioned on the user's body. The transmitter unit 102 may perform data processing such as filtering and encoding on data signals and/or other functions, each of which corresponds to a sampled analyte level of the user, and in any event transmitter unit 102 transmits analyte information to the primary receiver unit 104 via the communication link 103.

In one embodiment, the analyte monitoring system 100 is configured as a one-way RF communication path from the transmitter unit 102 to the primary receiver unit 104. In such embodiment, the transmitter unit 102 transmits the sampled data signals received from the sensor 101 without acknowledgement from the primary receiver unit 104 that the transmitted sampled data signals have been received. For

example, the transmitter unit 102 may be configured to transmit the encoded sampled data signals at a fixed rate (e.g., at one minute intervals) after the completion of the initial power on procedure. Likewise, the primary receiver unit 104 may be configured to detect such transmitted encoded sampled data signals at predetermined time intervals. Alternatively, the analyte monitoring system 100 may be configured with a bi-directional RF (or otherwise) communication between the transmitter unit 102 and the primary receiver unit 104.

Additionally, in one aspect, the primary receiver unit 104 may include two sections. The first section is an analog interface section that is configured to communicate with the transmitter unit 102 via the communication link 103. In one embodiment, the analog interface section may include an RF receiver and an antenna for receiving and amplifying the data signals from the transmitter unit 102, which are thereafter, demodulated with a local oscillator and filtered through a band-pass filter. The second section of the primary receiver unit 104 is a data processing section which is configured to process the data signals received from the transmitter unit 102 such as by performing data decoding, error detection and correction, data clock generation, and data bit recovery.

In operation, upon completing the power-on procedure, the primary receiver unit 104 is configured to detect the presence of the transmitter unit 102 within its range based on, for example, the strength of the detected data signals received from the transmitter unit 102 and/or a predetermined transmitter identification information. Upon successful synchronization with the corresponding transmitter unit 102, the primary receiver unit 104 is configured to begin receiving from the transmitter unit 102 data signals corresponding to the user's detected analyte level. More specifically, the primary receiver unit 104 in one embodiment is configured to perform synchronized time hopping with the corresponding synchronized transmitter unit 102 via the communication link 103 to obtain the user's detected analyte level.

Referring again to FIG. 1, the data processing terminal 105 may include a personal computer, a portable computer such as a laptop or a handheld device (e.g., personal digital assistants (PDAs)), and the like, each of which may be configured for data communication with the receiver via a wired or a wireless connection. Additionally, the data processing terminal 105 may further be connected to a data network (not shown) for storing, retrieving and updating data corresponding to the detected analyte level of the user.

Within the scope of the present invention, the data processing terminal 105 may include an infusion device such as an insulin infusion pump (external or implantable) or the like, which may be configured to administer insulin to patients, and which may be configured to communicate with the receiver unit 104 for receiving, among others, the measured analyte level. Alternatively, the receiver unit 104 may be configured to integrate or otherwise couple to an infusion device therein so that the receiver unit 104 is configured to administer insulin therapy to patients, for example, for administering and modifying basal profiles, as well as for determining appropriate boluses for administration based on, among others, the detected analyte levels received from the transmitter unit 102.

Additionally, the transmitter unit 102, the primary receiver unit 104 and the data processing terminal 105 may each be configured for bi-directional wireless communication such that each of the transmitter unit 102, the primary receiver unit 104 and the data processing terminal 105 may

be configured to communicate (that is, transmit data to and receive data from) with each other via the wireless communication link 103. More specifically, the data processing terminal 105 may in one embodiment be configured to receive data directly from the transmitter unit 102 via the communication link, where the communication link, as described above, may be configured for bi-directional communication.

In this embodiment, the data processing terminal 105, which may include an insulin pump, may be configured to receive the analyte signals from the transmitter unit 102, and thus, incorporate the functions of the receiver 103 including data processing for managing the patient's insulin therapy and analyte monitoring. In one embodiment, the communication link 103 may include one or more of an RF communication protocol, an infrared communication protocol, a Bluetooth® enabled communication protocol, an 802.11x wireless communication protocol, or an equivalent wireless communication protocol which would allow secure, wireless communication of several units (for example, per HIPAA requirements) while avoiding potential data collision and interference.

FIG. 2 is a block diagram of the transmitter of the data monitoring and detection system shown in FIG. 1 in accordance with one embodiment of the present invention. Referring to the Figure, the transmitter unit 102 in one embodiment includes an analog interface 201 configured to communicate with the sensor 101 (FIG. 1), a user input 202, and a temperature measurement section 203, each of which is operatively coupled to a transmitter processor 204 such as a central processing unit (CPU). As can be seen from FIG. 2, there are provided four contacts, three of which are electrodes—work electrode (W) 210, guard contact (G) 211, reference electrode (R) 212, and counter electrode (C) 213, each operatively coupled to the analog interface 201 of the transmitter unit 102 for connection to the sensor 101 (FIG. 1). In one embodiment, each of the work electrode (W) 210, guard contact (G) 211, reference electrode (R) 212, and counter electrode (C) 213 may be made using a conductive material that is either printed or etched or ablated, for example, such as carbon which may be printed, or a metal such as a metal foil (e.g., gold) or the like, which may be etched or ablated or otherwise processed to provide one or more electrodes. Fewer or greater electrodes and/or contact may be provided in certain embodiments.

Further shown in FIG. 2 are a transmitter serial communication section 205 and an RF transmitter 206, each of which is also operatively coupled to the transmitter processor 204. Moreover, a power supply 207 such as a battery is also provided in the transmitter unit 102 to provide the necessary power for the transmitter unit 102. Additionally, as can be seen from the Figure, clock 208 is provided to, among others, supply real time information to the transmitter processor 204.

In one embodiment, a unidirectional input path is established from the sensor 101 (FIG. 1) and/or manufacturing and testing equipment to the analog interface 201 of the transmitter unit 102, while a unidirectional output is established from the output of the RF transmitter 206 of the transmitter unit 102 for transmission to the primary receiver unit 104. In this manner, a data path is shown in FIG. 2 between the aforementioned unidirectional input and output via a dedicated link 209 from the analog interface 201 to serial communication section 205, thereafter to the processor 204, and then to the RF transmitter 206. As such, in one embodiment, via the data path described above, the transmitter unit 102 is configured to transmit to the primary

receiver unit 104 (FIG. 1), via the communication link 103 (FIG. 1), processed and encoded data signals received from the sensor 101 (FIG. 1). Additionally, the unidirectional communication data path between the analog interface 201 and the RF transmitter 206 discussed above allows for the configuration of the transmitter unit 102 for operation upon completion of the manufacturing process as well as for direct communication for diagnostic and testing purposes.

As discussed above, the transmitter processor 204 is configured to transmit control signals to the various sections of the transmitter unit 102 during the operation of the transmitter unit 102. In one embodiment, the transmitter processor 204 also includes a memory (not shown) for storing data such as the identification information for the transmitter unit 102, as well as the data signals received from the sensor 101. The stored information may be retrieved and processed for transmission to the primary receiver unit 104 under the control of the transmitter processor 204. Furthermore, the power supply 207 may include a commercially available battery, which may be a rechargeable battery.

In certain embodiments, the transmitter unit 102 is also configured such that the power supply section 207 is capable of providing power to the transmitter for a minimum of about three months of continuous operation, e.g., after having been stored for about eighteen months such as stored in a low-power (non-operating) mode. In one embodiment, this may be achieved by the transmitter processor 204 operating in low power modes in the non-operating state, for example, drawing no more than approximately 1 μ A of current. Indeed, in one embodiment, a step during the manufacturing process of the transmitter unit 102 may place the transmitter unit 102 in the lower power, non-operating state (i.e., post-manufacture sleep mode). In this manner, the shelf life of the transmitter unit 102 may be significantly improved. Moreover, as shown in FIG. 2, while the power supply unit 207 is shown as coupled to the processor 204, and as such, the processor 204 is configured to provide control of the power supply unit 207, it should be noted that within the scope of the present invention, the power supply unit 207 is configured to provide the necessary power to each of the components of the transmitter unit 102 shown in FIG. 2.

Referring back to FIG. 2, the power supply section 207 of the transmitter unit 102 in one embodiment may include a rechargeable battery unit that may be recharged by a separate power supply recharging unit (for example, provided in the receiver unit 104) so that the transmitter unit 102 may be powered for a longer period of usage time. Moreover, in one embodiment, the transmitter unit 102 may be configured without a battery in the power supply section 207, in which case the transmitter unit 102 may be configured to receive power from an external power supply source (for example, a battery) as discussed in further detail below.

Referring yet again to FIG. 2, the temperature measurement section 203 of the transmitter unit 102 is configured to monitor the temperature of the skin near the sensor insertion site. The temperature reading is used to adjust the analyte readings obtained from the analog interface 201. In certain embodiments, the RF transmitter 206 of the transmitter unit 102 may be configured for operation in the frequency band of 315 MHz to 322 MHz, for example, in the United States. Further, in one embodiment, the RF transmitter 206 is configured to modulate the carrier frequency by performing Frequency Shift Keying and Manchester encoding. In one embodiment, the data transmission rate is about 19,200

symbols per second, with a minimum transmission range for communication with the primary receiver unit 104.

Referring yet again to FIG. 2, also shown is a leak detection circuit 214 coupled to the guard contact (G) 211 and the processor 204 in the transmitter unit 102 of the data monitoring and management system 100. The leak detection circuit 214 in accordance with one embodiment of the present invention may be configured to detect leakage current in the sensor 101 to determine whether the measured sensor data are corrupt or whether the measured data from the sensor 101 is accurate.

Description of sensor, calibration (singlepoint), and/or exemplary analyte systems that may be employed are described in, for example, U.S. Pat. Nos. 6,134,461, 6,175,752, 6,121,611, 6,560,471, 6,746,582, and elsewhere.

FIG. 3 is a block diagram of the receiver/monitor unit of the data monitoring and management system shown in FIG. 1 in accordance with one embodiment of the present invention. Referring to FIG. 3, the primary receiver unit 104 includes an analyte test strip, e.g., blood glucose test strip interface 301, an RF receiver 302, an input 303, a temperature monitor section 304, and a clock 305, each of which is operatively coupled to a receiver processor 307. As can be further seen from the Figure, the primary receiver unit 104 also includes a power supply 306 operatively coupled to a power conversion and monitoring section 308. Further, the power conversion and monitoring section 308 is also coupled to the receiver processor 307. Moreover, also shown are a receiver serial communication section 309, and an output 310, each operatively coupled to the receiver processor 307.

In one embodiment, the test strip interface 301 includes a glucose level testing portion to receive a manual insertion of a glucose test strip, and thereby determine and display the glucose level of the test strip on the output 310 of the primary receiver unit 104. This manual testing of glucose may be used to calibrate the sensor 101 (FIG. 1) or otherwise. The RF receiver 302 is configured to communicate, via the communication link 103 (FIG. 1) with the RF transmitter 206 of the transmitter unit 102, to receive encoded data signals from the transmitter unit 102 for, among others, signal mixing, demodulation, and other data processing. The input 303 of the primary receiver unit 104 is configured to allow the user to enter information into the primary receiver unit 104 as needed. In one aspect, the input 303 may include one or more keys of a keypad, a touch-sensitive screen, or a voice-activated input command unit. The temperature monitor section 304 is configured to provide temperature information of the primary receiver unit 104 to the receiver processor 307, while the clock 305 provides, among others, real time information to the receiver processor 307.

Each of the various components of the primary receiver unit 104 shown in FIG. 3 is powered by the power supply 306 which, in one embodiment, includes a battery. Furthermore, the power conversion and monitoring section 308 is configured to monitor the power usage by the various components in the primary receiver unit 104 for effective power management and to alert the user, for example, in the event of power usage which renders the primary receiver unit 104 in sub-optimal operating conditions. An example of such sub-optimal operating condition may include, for example, operating the vibration output mode (as discussed below) for a period of time thus substantially draining the power supply 306 while the processor 307 (thus, the primary receiver unit 104) is turned on. Moreover, the power conversion and monitoring section 308 may additionally be

configured to include a reverse polarity protection circuit such as a field effect transistor (FET) configured as a battery activated switch.

The serial communication section 309 in the primary receiver unit 104 is configured to provide a bi-directional communication path from the testing and/or manufacturing equipment for, among others, initialization, testing, and configuration of the primary receiver unit 104. Serial communication section 309 can also be used to upload data to a computer, such as time-stamped blood glucose data. The communication link with an external device (not shown) can be made, for example, by cable, infrared (IR) or RF link. The output 310 of the primary receiver unit 104 is configured to provide, among others, a graphical user interface (GUI) such as a liquid crystal display (LCD) for displaying information. Additionally, the output 310 may also include an integrated speaker for outputting audible signals as well as to provide vibration output as commonly found in handheld electronic devices, such as mobile telephones presently available. In a further embodiment, the primary receiver unit 104 also includes an electro-luminescent lamp configured to provide backlighting to the output 310 for output visual display in dark ambient surroundings.

Referring back to FIG. 3, the primary receiver unit 104 in one embodiment may also include a storage section such as a programmable, non-volatile memory device as part of the processor 307, or provided separately in the primary receiver unit 104, operatively coupled to the processor 307. The processor 307 may be configured to synchronize with a transmitter, e.g., using Manchester decoding or the like, as well as error detection and correction upon the encoded data signals received from the transmitter unit 102 via the communication link 103.

Additional description of the RF communication between the transmitter unit 102 and the primary receiver unit 104 (or with the secondary receiver unit 106) that may be employed in embodiments of the subject invention is disclosed in application Ser. No. 11/060,365 filed Feb. 16, 2005, now U.S. Pat. No. 8,771,183 entitled "Method and System for Providing Data Communication in Continuous Glucose Monitoring and Management System" the disclosure of which is incorporated herein by reference for all purposes.

Referring to the Figures, in one embodiment, the transmitter unit 102 (FIG. 1) may be configured to generate data packets for periodic transmission to one or more of the receiver units 104, 106, where each data packet includes in one embodiment two categories of data—urgent data and non-urgent data. For example, urgent data such as for example glucose data from the sensor and/or temperature data associated with the sensor may be packed in each data packet in addition to non-urgent data, where the non-urgent data is rolled or varied with each data packet transmission.

That is, the non-urgent data is transmitted at a timed interval so as to maintain the integrity of the analyte monitoring system without being transmitted over the RF communication link with each data transmission packet from the transmitter unit 102. In this manner, the non-urgent data, for example that are not time sensitive, may be periodically transmitted (and not with each data packet transmission) or broken up into predetermined number of segments and sent or transmitted over multiple packets, while the urgent data is transmitted substantially in its entirety with each data transmission.

Referring again to the Figures, upon receiving the data packets from the transmitter unit 102, the one or more receiver units 104, 106 may be configured to parse the received the data packet to separate the urgent data from the

non-urgent data, and also, may be configured to store the urgent data and the non-urgent data, e.g., in a hierarchical manner. In accordance with the particular configuration of the data packet or the data transmission protocol, more or less data may be transmitted as part of the urgent data, or the non-urgent rolling data. That is, within the scope of the present disclosure, the specific data packet implementation such as the number of bits per packet, and the like, may vary based on, among others, the communication protocol, data transmission time window, and so on.

In an exemplary embodiment, different types of data packets may be identified accordingly. For example, identification in certain exemplary embodiments may include— (1) single sensor, one minute of data, (2) two or multiple sensors, (3) dual sensor, alternate one minute data, and (4) response packet. For single sensor one minute data packet, in one embodiment, the transmitter unit 102 may be configured to generate the data packet in the manner, or similar to the manner, shown in Table 1 below.

TABLE 1

Single sensor, one minute of data	
Number of Bits	Data Field
8	Transmit Time
14	Sensor 1 Current Data
14	Sensor 1 Historic Data
8	Transmit Status
12	AUX Counter
12	AUX Thermistor 1
12	AUX Thermistor 2
8	Rolling-Data-1

As shown in Table 1 above, the transmitter data packet in one embodiment may include 8 bits of transmit time data, 14 bits of current sensor data, 14 bits of preceding sensor data, 8 bits of transmitter status data, 12 bits of auxiliary counter data, 12 bits of auxiliary thermistor 1 data, 12 bits of auxiliary thermistor 2 data and 8 bits of rolling data. In one embodiment of the present invention, the data packet generated by the transmitter for transmission over the RF communication link may include all or some of the data shown above in Table 1.

Referring back, the 14 bits of the current sensor data provides the real time or current sensor data associated with the detected analyte level, while the 14 bits of the sensor historic or preceding sensor data includes the sensor data associated with the detected analyte level one minute ago. In this manner, in the case where the receiver unit 104, 106 drops or fails to successfully receive the data packet from the transmitter unit 102 in the minute by minute transmission, the receiver unit 104, 106 may be able to capture the sensor data of a prior minute transmission from a subsequent minute transmission.

Referring again to Table 1, the Auxiliary data in one embodiment may include one or more of the patient's skin temperature data, a temperature gradient data, reference data, and counter electrode voltage. The transmitter status field may include status data that is configured to indicate corrupt data for the current transmission (for example, if shown as BAD status (as opposed to GOOD status which indicates that the data in the current transmission is not corrupt)). Furthermore, the rolling data field is configured to include the non-urgent data, and in one embodiment, may be associated with the time-hop sequence number. In addition, the Transmitter Time field in one embodiment includes a protocol value that is configured to start at zero and is

incremented by one with each data packet. In one aspect, the transmitter time data may be used to synchronize the data transmission window with the receiver unit 104, 106, and also, provide an index for the Rolling data field.

In a further embodiment, the transmitter data packet may be configured to provide or transmit analyte sensor data from two or more independent analyte sensors. The sensors may relate to the same or different analyte or property. In such a case, the data packet from the transmitter unit 102 may be configured to include 14 bits of the current sensor data from both sensors in the embodiment in which 2 sensors are employed. In this case, the data packet does not include the immediately preceding sensor data in the current data packet transmission. Instead, a second analyte sensor data is transmitted with a first analyte sensor data.

TABLE 2

Dual sensor data	
Number of Bits	Data Field
8	Transmit Time
14	Sensor 1 Current Data
14	Sensor 2 Current Data
8	Transmit Status
12	AUX Counter
12	AUX Thermistor 1
12	AUX Thermistor 2
8	Rolling-Data-1

In a further embodiment, the transmitter data packet may be alternated with each transmission between two analyte sensors, for example, alternating between the data packet shown in Table 3 and Table 4 below.

TABLE 3

Sensor Data Packet Alternate 1	
Number of Bits	Data Field
8	Transmitter Time
14	Sensor 1 Current Data
14	Sensor 1 Historic Data
8	Transmit Status
12	AUX Counter
12	AUX Thermistor 1
12	AUX Thermistor 2
8	Rolling-Data-1

TABLE 4

Sensor Data Packet Alternate 2	
Number of Bits	Data Field
8	Transmitter Time
14	Sensor 1 Current Data
14	Sensor 2 Current Data
8	Transmit Status
12	AUX Counter
12	AUX Thermistor 1
12	AUX Thermistor 2
8	Rolling-Data-1

As shown above in reference to Tables 3 and 4, the minute by minute data packet transmission from the transmitter unit 102 (FIG. 1) in one embodiment may alternate between the data packet shown in Table 3 and the data packet shown in Table 4. More specifically, the transmitter unit 102 may be

configured in one embodiment to transmit the current sensor data of the first sensor and the preceding sensor data of the first sensor (Table 3), as well as the rolling data, and further, at the subsequent transmission, the transmitter unit **102** may be configured to transmit the current sensor data of the first and the second sensor in addition to the rolling data.

In one embodiment, the rolling data transmitted with each data packet may include a sequence of various predetermined types of data that are considered not-urgent or not time sensitive. That is, in one embodiment, the following list of data shown in Table 5 may be sequentially included in the 8 bits of transmitter data packet, and not transmitted with each data packet transmission of the transmitter (for example, with each 60 second data transmission from the transmitter unit **102**).

TABLE 5

Rolling Data		
Time Slot	Bits	Rolling-Data
0	8	Mode
1	8	Glucose 1 Slope
2	8	Glucose 2 Slope
3	8	Ref-R
4	8	Hobbs Counter, Ref-R
5	8	Hobbs Counter
6	8	Hobbs Counter
7	8	Sensor Count

As can be seen from Table 5 above, in one embodiment, a sequence of rolling data is appended or added to the transmitter data packet with each data transmission time slot. In one embodiment, there may be 256 time slots for data transmission by the transmitter unit **102** (FIG. 1), and where, each time slot is separated by approximately 60 second interval. For example, referring to the Table 5 above, the data packet in transmission time slot 0 (zero) may include operational mode data (Mode) as the rolling data that is appended to the transmitted data packet. At the subsequent data transmission time slot (for example, approximately 60 seconds after the initial time slot (0), the transmitted data packet may include the analyte sensor 1 calibration factor information (Glucose1 slope) as the rolling data. In this manner, with each data transmission, the rolling data may be updated over the 256 time slot cycle.

Referring again to Table 5, each rolling data field is described in further detail for various embodiments. For example, the Mode data may include information related to the different operating modes such as, but not limited to, the data packet type, the type of battery used, diagnostic routines, single sensor or multiple sensor input, type of data transmission (RF communication link or other data link such as serial connection). Further, the Glucose1-slope data may include an 8-bit scaling factor or calibration data for first sensor (scaling factor for sensor 1 data), while Glucose2-slope data may include an 8-bit scaling factor or calibration data for the second analyte sensor (in the embodiment including more than one analyte sensors).

In addition, the Ref-R data may include 12 bits of on-board reference resistor used to calibrate our temperature measurement in the thermistor circuit (where 8 bits are transmitted in time slot 3, and the remaining 4 bits are transmitted in time slot 4), and the 20-bit Hobbs counter data may be separately transmitted in three time slots (for example, in time slot 4, time slot 5 and time slot 6) to add up to 20 bits. In one embodiment, the Hobbs counter may be configured to count each occurrence of the data transmission

(for example, a packet transmission at approximately 60 second intervals) and may be incremented by a count of one (1).

In one aspect, the Hobbs counter is stored in a nonvolatile memory of the transmitter unit **102** (FIG. 1) and may be used to ascertain the power supply status information such as, for example, the estimated battery life remaining in the transmitter unit **102**. That is, with each sensor replacement, the Hobbs counter is not reset, but rather, continues the count with each replacement of the sensor **101** to establish contact with the transmitter unit **102** such that, over an extended usage time period of the transmitter unit **102**, it may be possible to determine, based on the Hobbs count information, the amount of consumed battery life in the transmitter unit **102**, and also, an estimated remaining life of the battery in the transmitter unit **102**.

FIG. 4 is a flowchart illustrating a data packet procedure including rolling data for transmission in accordance with one embodiment of the present invention. Referring to FIG. 4, in one embodiment, a counter is initialized (for example, to T=0) (**410**). Thereafter the associated rolling data is retrieved from memory device, for example (**420**), and also, the time sensitive or urgent data is retrieved (**430**). In one embodiment, the retrieval of the rolling data (**420**) and the retrieval of the time sensitive data (**430**) may be retrieved at substantially the same time.

Referring back to FIG. 4, with the rolling data and the time sensitive data, for example, the data packet for transmission is generated (**440**), and upon transmission, the counter is incremented by one (**450**) and the routine returns to retrieval of the rolling data (**420**). In this manner, in one embodiment, the urgent time sensitive data as well as the non-urgent data may be incorporated in the same data packet and transmitted by the transmitter unit **102** (FIG. 1) to a remote device such as one or more of the receivers **104**, **106**. Furthermore, as discussed above, the rolling data may be updated at a predetermined time interval which is longer than the time interval for each data packet transmission from the transmitter unit **102** (FIG. 1).

FIG. 5 is a flowchart illustrating data processing of the received data packet including the rolling data in accordance with one embodiment of the present invention. Referring to FIG. 5, when the data packet is received (**510**) (for example, by one or more of the receivers **104**, **106**, in one embodiment), the received data packet is parsed so that the urgent data may be separated from the not-urgent data (**520**) (stored in, for example, the rolling data field in the data packet). Thereafter the parsed data is suitably stored in an appropriate memory or storage device (**530**).

In the manner described above, in accordance with one embodiment of the present invention, there is provided method and apparatus for separating non-urgent type data (for example, data associated with calibration) from urgent type data (for example, monitored analyte related data) to be transmitted over the communication link to minimize the potential burden or constraint on the available transmission time. More specifically, in one embodiment, non-urgent data may be separated from data that is required by the communication system to be transmitted immediately, and transmitted over the communication link together while maintaining a minimum transmission time window. In one embodiment, the non-urgent data may be parsed or broken up into a number of data segments, and transmitted over multiple data packets. The time sensitive immediate data (for example, the analyte sensor data, temperature data etc.), may be transmitted over the communication link substantially in its entirety with each data packet or transmission.

Accordingly, in one embodiment, there is provided a method including retrieving a first data type, retrieving a second data type, transmitting a first data packet including the first data type and the second data type, updating the second data type, and generating a second data packet including the first data type and the updated second data type.

In one aspect, the first data type may be associated with urgent data, and further, where the second data type may be associated with non-urgent data.

In another aspect, the first data type may include real time analyte data associated with the monitored analyte level of a patient, and further, where the analyte may include glucose. Moreover, in one aspect, the first data type may be related to glucose level information, and the second data type may be related to a predetermined scaling factor associated with the glucose level information.

In still another aspect, the second data type may include one or more of a component status information, a calibration data, or an analyte sensor count information.

Moreover, the second data type and the updated second data type may be different.

The method may also include encrypting the first data packet before transmission. Moreover, the method may also include encrypting the second data packet.

Furthermore, in still another aspect, the method may include transmitting the encrypted second data packet, where the first data packet transmission and the second data packet transmission may be separated by one of approximately 60 seconds, less than five minutes, five minutes, or greater than five minutes.

Additionally, each of the first and second data packets may include a transmit time count which is incremented by an integer value with each subsequent transmission.

A method in accordance with another embodiment may include receiving a data packet, parsing the received data packet such that a first data type and a second data type are retrieved from the received data packet, and wherein the first data type is urgent type data, and the second data type is non-urgent type data.

The urgent type data in one embodiment may include analyte sensor data, and further, where the analyte may include glucose. Moreover, in one aspect, the first data type may be related to glucose level information, and the second data type may be related to a predetermined scaling factor associated with the glucose level information.

The method may further include storing the first data type and the second data type.

An apparatus in accordance with another embodiment of the present invention includes one or more processing units, and a memory for storing instructions which, when executed by the one or more processors, causes the one or more processing units to retrieve a first data type, retrieve a second data type, transmit a first data packet including the first data type and the second data type, update the second data type, and generate a second data packet including the first data type and the updated second data type.

In another aspect, the apparatus may also include an RF transmitter coupled to the one or more processing units, and configured to transmit the first data packet, and the second data packet.

In still another aspect, the apparatus may include a medical module operatively coupled to the one or more processing units and the memory.

The medical module may include a continuous glucose monitoring device.

Furthermore, there may be provided a housing, where the medical module, the one or more processing units and the memory are integrated substantially within the housing.

The various processes described above including the processes performed by the processor **204** in the software application execution environment in the transmitter unit **102** as well as any other suitable or similar processing units embodied in the analyte monitoring system **100** including the processes and routines described in conjunction with FIGS. **4-5**, may be embodied as computer programs developed using an object oriented language that allows the modeling of complex systems with modular objects to create abstractions that are representative of real world, physical objects and their interrelationships. The software required to carry out the inventive process, which may be stored in a memory or storage unit (not shown) of the processor **204** or the transmitter unit **102**, may be developed by a person of ordinary skill in the art and may include one or more computer program products.

Various other modifications and alterations in the structure and method of operation of this invention will be apparent to those skilled in the art without departing from the scope and spirit of the invention. Although the invention has been described in connection with specific preferred embodiments, it should be understood that the invention as claimed should not be unduly limited to such specific embodiments. It is intended that the following claims define the scope of the present invention and that structures and methods within the scope of these claims and their equivalents be covered thereby.

What is claimed is:

1. A glucose monitoring device, comprising:

an in vivo glucose sensor that monitors glucose level; and sensor electronics operatively coupled to the glucose sensor to receive and process signals from the glucose sensor, the sensor electronics generating a plurality of data packets for communication to a remote location, each generated data packet including one of a plurality of glucose monitoring device data, each glucose monitoring device data assigned with a communication time slot such that the sensor electronics sequentially communicates the plurality of generated data packets based on the assigned communication time slot, each glucose monitoring device data further including a communication count corresponding to a frequency of the sensor electronics data communications to the remote location, and wherein each generated data packet includes glucose data and the corresponding glucose monitoring device data assigned with the respective communication time slot.

2. The device of claim **1**, wherein the sensor electronics communicates the plurality of generated data packets to the remote location such that each communicated data packet does not include all of the plurality of glucose monitoring device data.

3. The device of claim **1**, wherein the communication time slots assigned to each glucose monitoring device data are non-overlapping.

4. The device of claim **1**, wherein the glucose monitoring device data includes operational mode data including type of data communication.

5. The device of claim **1**, wherein the glucose monitoring device data includes glucose sensor calibration data.

6. The device of claim **1**, wherein the glucose monitoring device data includes glucose sensor temperature data.

15

7. The device of claim 1, wherein the glucose monitoring device data includes glucose monitoring device power supply status data of sensor electronics power supply.

8. The device of claim 7, wherein the power supply status data includes a count that increments with each communication of the generated data packet to the remote location and that corresponds to the remaining life of the power supply.

9. The device of claim 1, wherein the sensor electronics increments the communication count by an integer value with each subsequent communication.

10. The device of claim 1, wherein the glucose data communicated to the remote location with each generated packet includes real time and historical glucose data.

11. A glucose monitoring device, comprising:
 an in vivo glucose sensor that monitors glucose level; and sensor electronics operatively coupled to the glucose sensor to receive from the glucose sensor, the sensor electronics including:
 a memory;
 a communication unit; and
 a processor operatively coupled to the memory, and the communication unit, the memory having stored therein a plurality of glucose monitoring device data each assigned with a communication time slot, each glucose monitoring device data further including a communication count corresponding to a frequency of the sensor electronics data communications to a remote location, the processor configured to retrieve one of the plurality of glucose monitoring device

16

data from the memory and to generate a plurality of data packets where each generated data packet includes glucose data and one of the plurality of glucose monitoring device data;

wherein the communication unit serially communicates each of the plurality of generated data packets to the remote location in accordance with the assigned communication time slot.

12. The device of claim 11, wherein each generated data packet communicated to the remote location does not include all of the plurality of glucose monitoring device data.

13. The device of claim 11, wherein the glucose monitoring device data includes operational mode data including type of data communication.

14. The device of claim 11, wherein the glucose monitoring device data includes glucose sensor calibration data.

15. The device of claim 11, wherein the glucose monitoring device data includes glucose sensor temperature data.

16. The device of claim 11, further including a power supply operatively coupled to the processor to provide power, wherein the glucose monitoring device data includes power supply status data of the power supply.

17. The device of claim 16, wherein the power supply status data includes a count incremented with each communication of the generated data packet to the remote location and that corresponds to the remaining life of the power supply.

* * * * *

专利名称(译)	用于在通信系统中提供滚动数据的方法和装置		
公开(公告)号	US9801545	公开(公告)日	2017-10-31
申请号	US14/814236	申请日	2015-07-30
[标]申请(专利权)人(译)	雅培糖尿病护理公司		
申请(专利权)人(译)	雅培糖尿病INC.		
当前申请(专利权)人(译)	雅培糖尿病INC.		
[标]发明人	FENNELL MARTIN J SLOAN MARK KENT		
发明人	FENNELL, MARTIN J. SLOAN, MARK KENT		
IPC分类号	A61B5/1473 H04W72/12 A61B5/145 H04W72/04 A61B5/00 H04W12/02 G06F19/00 A61B5/15		
CPC分类号	A61B5/0022 A61B5/1473 A61B5/14532 A61B5/14546 A61B5/150022 A61B5/15087 G06F19/3406 H04W72/0446 H04W72/1247 A61B5/0002 H04W72/1236 A61B5/1411 A61B5/150358 G06F19/34 H04W12/02 H04W72/12 G16H40/63 H04W12/001		
优先权	11/681133 2012-02-28 US		
其他公开文献	US20150335245A1		
外部链接	Espacenet USPTO		

摘要(译)

公开了用于在医疗系统中提供数据通信的方法和系统。

