



US010194847B2

(12) **United States Patent**
Al-Ali

(10) **Patent No.:** **US 10,194,847 B2**
(45) **Date of Patent:** **Feb. 5, 2019**

- (54) **PERFUSION INDEX SMOOTHER**
- (71) Applicant: **MASIMO CORPORATION**, Irvine, CA (US)
- (72) Inventor: **Ammar Al-Ali**, San Juan Capistrano, CA (US)
- (73) Assignee: **Masimo Corporation**, Irvine, CA (US)
- (*) Notice: Subject to any disclaimer, the term of this patent is extended or adjusted under 35 U.S.C. 154(b) by 825 days.

(21) Appl. No.: **14/658,528**
(22) Filed: **Mar. 16, 2015**

(65) **Prior Publication Data**
US 2015/0245794 A1 Sep. 3, 2015

- Related U.S. Application Data**
- (63) Continuation of application No. 13/627,855, filed on Sep. 26, 2012, now Pat. No. 8,983,564, which is a continuation of application No. 11/871,620, filed on Oct. 12, 2007, now Pat. No. 8,280,473.
- (60) Provisional application No. 60/851,346, filed on Oct. 12, 2006.

- (51) **Int. Cl.**
A61B 5/1455 (2006.01)
A61B 5/026 (2006.01)
A61B 5/0205 (2006.01)
A61B 5/0295 (2006.01)
A61B 5/00 (2006.01)

- (52) **U.S. Cl.**
CPC *A61B 5/14552* (2013.01); *A61B 5/0205* (2013.01); *A61B 5/0261* (2013.01); *A61B 5/0295* (2013.01); *A61B 5/14551* (2013.01); *A61B 5/7278* (2013.01); *A61B 5/7282* (2013.01); *A61B 5/7207* (2013.01)

- (58) **Field of Classification Search**
None
See application file for complete search history.

(56) **References Cited**
U.S. PATENT DOCUMENTS

4,960,128 A	10/1990	Gordon et al.
4,964,408 A	10/1990	Hink et al.
5,041,187 A	8/1991	Hink et al.
5,069,213 A	12/1991	Polczynski
5,163,438 A	11/1992	Gordon et al.
5,319,355 A	6/1994	Russek
5,337,744 A	8/1994	Branigan
5,341,805 A	8/1994	Stavridi et al.
D353,195 S	12/1994	Savage et al.
D353,196 S	12/1994	Savage et al.
5,377,676 A	1/1995	Vari et al.

(Continued)

FOREIGN PATENT DOCUMENTS

WO	WO 2004/034898	4/2004
WO	WO 2006/097866	9/2006

OTHER PUBLICATIONS

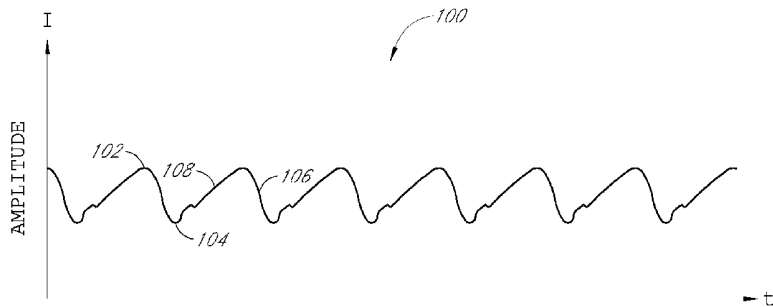
US 8,845,543, 09/2014, Diab et al. (withdrawn)
(Continued)

Primary Examiner — Eric Winakur
Assistant Examiner — Marjan Fardanesh
(74) *Attorney, Agent, or Firm* — Knobbe Martens Olson & Bear LLP

(57) **ABSTRACT**

An embodiment of the present disclosure seeks to smooth a perfusion index measurement through use of a baseline perfusion index measurement and/or through the use of multiple PI calculations. The combination of the baseline perfusion index measurement reduces an error between a calculated measurement of PI and actual conditions.

6 Claims, 7 Drawing Sheets



(56)

References Cited

U.S. PATENT DOCUMENTS

D359,546	S	6/1995	Savage et al.	6,325,761	B1	12/2001	Jay
5,431,170	A	7/1995	Mathews	6,334,065	B1	12/2001	Al-Ali et al.
D361,840	S	8/1995	Savage et al.	6,343,224	B1	1/2002	Parker
D362,063	S	9/1995	Savage et al.	6,349,228	B1	2/2002	Kiani et al.
5,452,717	A	9/1995	Branigan et al.	6,360,114	B1	3/2002	Diab et al.
D363,120	S	10/1995	Savage et al.	6,368,283	B1	4/2002	Xu et al.
5,456,252	A	10/1995	Vari et al.	6,371,921	B1	4/2002	Caro et al.
5,479,934	A	1/1996	Imran	6,377,829	B1	4/2002	Al-Ali
5,482,036	A	1/1996	Diab et al.	6,388,240	B2	5/2002	Schulz et al.
5,490,505	A	2/1996	Diab et al.	6,397,091	B2	5/2002	Diab et al.
5,494,043	A	2/1996	O'Sullivan et al.	6,430,437	B1	8/2002	Marro
5,533,511	A	7/1996	Kaspari et al.	6,430,525	B1	8/2002	Weber et al.
5,534,851	A	7/1996	Russek	6,463,311	B1	10/2002	Diab
5,561,275	A	10/1996	Savage et al.	6,470,199	B1	10/2002	Kopotic et al.
5,562,002	A	10/1996	Latin	6,501,975	B2	12/2002	Diab et al.
5,590,649	A	1/1997	Caro et al.	6,505,059	B1	1/2003	Kollias et al.
5,602,924	A	2/1997	Durand et al.	6,515,273	B2	2/2003	Al-Ali
5,632,272	A	5/1997	Diab et al.	6,519,487	B1	2/2003	Parker
5,638,816	A	6/1997	Kiani-Azarbayjany et al.	6,525,386	B1	2/2003	Mills et al.
5,638,818	A	6/1997	Diab et al.	6,526,300	B1	2/2003	Kiani et al.
5,645,440	A	7/1997	Tobler et al.	6,541,756	B2	4/2003	Schulz et al.
5,685,299	A	11/1997	Diab et al.	6,542,764	B1	4/2003	Al-Ali et al.
D393,830	S	4/1998	Tobler et al.	6,580,086	B1	6/2003	Schulz et al.
5,743,262	A	4/1998	Lepper, Jr. et al.	6,584,336	B1	6/2003	Ali et al.
5,758,644	A	6/1998	Diab et al.	6,595,316	B2	7/2003	Cybulski et al.
5,760,910	A	6/1998	Lepper, Jr. et al.	6,597,932	B2	7/2003	Tian et al.
5,766,127	A	6/1998	Pologe et al.	6,597,933	B2	7/2003	Kiani et al.
5,769,785	A	6/1998	Diab et al.	6,606,511	B1	8/2003	Ali et al.
5,782,757	A	7/1998	Diab et al.	6,632,181	B2	10/2003	Flaherty et al.
5,785,659	A	7/1998	Caro et al.	6,639,668	B1	10/2003	Trepagnier
5,791,347	A	8/1998	Flaherty et al.	6,640,116	B2	10/2003	Diab
5,810,734	A	9/1998	Caro et al.	6,643,530	B2	11/2003	Diab et al.
5,823,950	A	10/1998	Diab et al.	6,650,917	B2	11/2003	Diab et al.
5,830,131	A	11/1998	Caro et al.	6,654,624	B2	11/2003	Diab et al.
5,833,618	A	11/1998	Caro et al.	6,658,276	B2	12/2003	Kiani et al.
5,860,919	A	1/1999	Kiani-Azarbayjany et al.	6,661,161	B1	12/2003	Lanzo et al.
5,890,929	A	4/1999	Mills et al.	6,671,531	B2	12/2003	Al-Ali et al.
5,904,654	A	5/1999	Wohltmann et al.	6,678,543	B2	1/2004	Diab et al.
5,919,134	A	7/1999	Diab	6,684,090	B2	1/2004	Ali et al.
5,934,925	A	8/1999	Tobler et al.	6,684,091	B2	1/2004	Parker
5,940,182	A	8/1999	Lepper, Jr. et al.	6,697,656	B1	2/2004	Al-Ali
5,995,855	A	11/1999	Kiani et al.	6,697,657	B1	2/2004	Shehada et al.
5,997,343	A	12/1999	Mills et al.	6,697,658	B2	2/2004	Al-Ali
6,002,952	A	12/1999	Diab et al.	RE38,476	E	3/2004	Diab et al.
6,011,986	A	1/2000	Diab et al.	6,699,194	B1	3/2004	Diab et al.
6,027,452	A	2/2000	Flaherty et al.	6,714,804	B2	3/2004	Al-Ali et al.
6,036,642	A	3/2000	Diab et al.	RE38,492	E	4/2004	Diab et al.
6,045,509	A	4/2000	Caro et al.	6,721,582	B2	4/2004	Trepagnier et al.
6,067,462	A	5/2000	Diab et al.	6,721,585	B1	4/2004	Parker
6,081,735	A	6/2000	Diab et al.	6,725,075	B2	4/2004	Al-Ali
6,088,607	A	7/2000	Diab et al.	6,728,560	B2	4/2004	Kollias et al.
6,110,522	A	8/2000	Lepper, Jr. et al.	6,735,459	B2	5/2004	Parker
6,124,597	A	9/2000	Shehada	6,745,060	B2	6/2004	Diab et al.
6,128,521	A	10/2000	Marro et al.	6,760,607	B2	7/2004	Al-Ali
6,129,675	A	10/2000	Jay	6,770,028	B1	8/2004	Ali et al.
6,144,868	A	11/2000	Parker	6,771,994	B2	8/2004	Kiani et al.
6,151,516	A	11/2000	Kiani-Azarbayjany et al.	6,792,300	B1	9/2004	Diab et al.
6,152,754	A	11/2000	Gerhardt et al.	6,813,511	B2	11/2004	Diab et al.
6,157,850	A	12/2000	Diab et al.	6,816,741	B2	11/2004	Diab
6,165,005	A	12/2000	Mills et al.	6,822,564	B2	11/2004	Al-Ali
6,184,521	B1	2/2001	Coffin, IV et al.	6,826,419	B2	11/2004	Diab et al.
6,206,830	B1	3/2001	Diab et al.	6,830,711	B2	12/2004	Mills et al.
6,229,856	B1	5/2001	Diab et al.	6,850,787	B2	2/2005	Weber et al.
6,232,609	B1	5/2001	Snyder et al.	6,850,788	B2	2/2005	Al-Ali
6,236,872	B1	5/2001	Diab et al.	6,852,083	B2	2/2005	Caro et al.
6,241,683	B1	6/2001	Macklem et al.	6,861,639	B2	3/2005	Al-Ali
6,253,097	B1	6/2001	Aronow et al.	6,898,452	B2	5/2005	Al-Ali et al.
6,256,523	B1	7/2001	Diab et al.	6,920,345	B2	7/2005	Al-Ali et al.
6,263,222	B1	7/2001	Diab et al.	6,931,268	B1	8/2005	Kiani-Azarbayjany et al.
6,278,522	B1	8/2001	Lepper, Jr. et al.	6,934,570	B2	8/2005	Kiani et al.
6,280,213	B1	8/2001	Tobler et al.	6,939,305	B2	9/2005	Flaherty et al.
6,285,896	B1	9/2001	Tobler et al.	6,943,348	B1	9/2005	Coffin, IV
6,301,493	B1	10/2001	Marro et al.	6,950,687	B2	9/2005	Al-Ali
6,317,627	B1	11/2001	Ennen et al.	6,961,598	B2	11/2005	Diab
6,321,100	B1	11/2001	Parker	6,970,792	B1	11/2005	Diab
				6,979,812	B2	12/2005	Al-Ali
				6,985,764	B2	1/2006	Mason et al.
				6,993,371	B2	1/2006	Kiani et al.
				6,996,427	B2	2/2006	Ali et al.

(56)

References Cited

U.S. PATENT DOCUMENTS

6,999,904 B2	2/2006	Weber et al.	7,530,949 B2	5/2009	Al Ali et al.
7,003,338 B2	2/2006	Weber et al.	7,530,955 B2	5/2009	Diab et al.
7,003,339 B2	2/2006	Diab et al.	7,563,110 B2	7/2009	Al-Ali et al.
7,015,451 B2	3/2006	Dalke et al.	7,596,398 B2	9/2009	Al-Ali et al.
7,024,233 B2	4/2006	Ali et al.	7,618,375 B2	11/2009	Flaherty
7,027,849 B2	4/2006	Al-Ali	D606,659 S	12/2009	Kiani et al.
7,030,749 B2	4/2006	Al-Ali	7,647,083 B2	1/2010	Al-Ali et al.
7,039,449 B2	5/2006	Al-Ali	D609,193 S	2/2010	Al-Ali et al.
7,041,060 B2	5/2006	Flaherty et al.	D614,305 S	4/2010	Al-Ali et al.
7,044,918 B2	5/2006	Diab	RE41,317 E	5/2010	Parker
7,067,893 B2	6/2006	Mills et al.	7,729,733 B2	6/2010	Al-Ali et al.
7,096,052 B2	8/2006	Mason et al.	7,734,320 B2	6/2010	Al-Ali
7,096,054 B2	8/2006	Abdul-Hafiz et al.	7,761,127 B2	7/2010	Al-Ali et al.
7,132,641 B2	11/2006	Schulz et al.	7,761,128 B2	7/2010	Al-Ali et al.
7,142,901 B2	11/2006	Kiani et al.	7,764,982 B2	7/2010	Dalke et al.
7,149,561 B2	12/2006	Diab	D621,516 S	8/2010	Kiani et al.
7,186,966 B2	3/2007	Al-Ali	7,791,155 B2	9/2010	Diab
7,190,261 B2	3/2007	Al-Ali	7,801,581 B2	9/2010	Diab
7,215,984 B2	5/2007	Diab	7,822,452 B2	10/2010	Schurman et al.
7,215,986 B2	5/2007	Diab	RE41,912 E	11/2010	Parker
7,221,971 B2	5/2007	Diab	7,844,313 B2	11/2010	Kiani et al.
7,225,006 B2	5/2007	Al-Ali et al.	7,844,314 B2	11/2010	Al-Ali
7,225,007 B2	5/2007	Al-Ali	7,844,315 B2	11/2010	Al-Ali
RE39,672 E	6/2007	Shehada et al.	7,865,222 B2	1/2011	Weber et al.
7,239,905 B2	7/2007	Kiani-Azarbayjany et al.	7,873,497 B2	1/2011	Weber et al.
7,245,953 B1	7/2007	Parker	7,880,606 B2	2/2011	Al-Ali
7,254,429 B2	8/2007	Schurman et al.	7,880,626 B2	2/2011	Al-Ali et al.
7,254,431 B2	8/2007	Al-Ali	7,891,355 B2	2/2011	Al-Ali et al.
7,254,433 B2	8/2007	Diab et al.	7,894,868 B2	2/2011	Al-Ali et al.
7,254,434 B2	8/2007	Schulz et al.	7,899,507 B2	3/2011	Al-Ali et al.
7,272,425 B2	9/2007	Al-Ali	7,899,518 B2	3/2011	Trepagnier et al.
7,274,955 B2	9/2007	Kiani et al.	7,904,132 B2	3/2011	Weber et al.
D554,263 S	10/2007	Al-Ali	7,909,772 B2	3/2011	Popov et al.
7,280,858 B2	10/2007	Al-Ali et al.	7,910,875 B2	3/2011	Al-Ali
7,289,835 B2	10/2007	Mansfield et al.	7,919,713 B2	4/2011	Al-Ali et al.
7,292,883 B2	11/2007	De Felice et al.	7,937,128 B2	5/2011	Al-Ali
7,295,866 B2	11/2007	Al-Ali	7,937,129 B2	5/2011	Mason et al.
7,328,053 B1	2/2008	Diab et al.	7,937,130 B2	5/2011	Diab et al.
7,332,784 B2	2/2008	Mills et al.	7,941,199 B2	5/2011	Kiani
7,340,287 B2	3/2008	Mason et al.	7,951,086 B2	5/2011	Flaherty et al.
7,341,559 B2	3/2008	Schulz et al.	7,957,780 B2	6/2011	Lamego et al.
7,343,186 B2	3/2008	Lamego et al.	7,962,188 B2	6/2011	Kiani et al.
D566,282 S	4/2008	Al-Ali et al.	7,962,190 B1	6/2011	Diab et al.
7,355,512 B1	4/2008	Al-Ali	7,976,472 B2	7/2011	Kiani
7,356,365 B2	4/2008	Schurman	7,988,637 B2	8/2011	Diab
7,371,981 B2	5/2008	Abdul-Hafiz	7,990,382 B2	8/2011	Kiani
7,373,193 B2	5/2008	Al-Ali et al.	7,991,446 B2	8/2011	Al-Ali et al.
7,373,194 B2	5/2008	Weber et al.	8,000,761 B2	8/2011	Al-Ali
7,376,453 B1	5/2008	Diab et al.	8,008,088 B2	8/2011	Bellott et al.
7,377,794 B2	5/2008	Al Ali et al.	RE42,753 E	9/2011	Kiani-Azarbayjany et al.
7,377,899 B2	5/2008	Weber et al.	8,019,400 B2	9/2011	Diab et al.
7,383,070 B2	6/2008	Diab et al.	8,028,701 B2	10/2011	Al-Ali et al.
7,415,297 B2	8/2008	Al-Ali et al.	8,029,765 B2	10/2011	Bellott et al.
7,428,432 B2	9/2008	Ali et al.	8,036,727 B2	10/2011	Schurman et al.
7,438,683 B2	10/2008	Al-Ali et al.	8,036,728 B2	10/2011	Diab et al.
7,440,787 B2	10/2008	Diab	8,046,040 B2	10/2011	Ali et al.
7,454,240 B2	11/2008	Diab et al.	8,046,041 B2	10/2011	Diab et al.
7,467,002 B2	12/2008	Weber et al.	8,046,042 B2	10/2011	Diab et al.
7,469,157 B2	12/2008	Diab et al.	8,048,040 B2	11/2011	Kiani
7,471,969 B2	12/2008	Diab et al.	8,050,728 B2	11/2011	Al-Ali et al.
7,471,971 B2	12/2008	Diab et al.	RE43,169 E	2/2012	Parker
7,483,729 B2	1/2009	Al-Ali et al.	8,118,620 B2	2/2012	Al-Ali et al.
7,483,730 B2	1/2009	Diab et al.	8,126,528 B2	2/2012	Diab et al.
7,489,958 B2	2/2009	Diab et al.	8,128,572 B2	3/2012	Diab et al.
7,496,391 B2	2/2009	Diab et al.	8,130,105 B2	3/2012	Al-Ali et al.
7,496,393 B2	2/2009	Diab et al.	8,145,287 B2	3/2012	Diab et al.
D587,657 S	3/2009	Al-Ali et al.	8,150,487 B2	4/2012	Diab et al.
7,499,741 B2	3/2009	Diab et al.	8,175,672 B2	5/2012	Parker
7,499,835 B2	3/2009	Weber et al.	8,180,420 B2	5/2012	Diab et al.
7,500,950 B2	3/2009	Al-Ali et al.	8,182,443 B1	5/2012	Kiani
7,509,154 B2	3/2009	Diab et al.	8,185,180 B2	5/2012	Diab et al.
7,509,494 B2	3/2009	Al-Ali	8,190,223 B2	5/2012	Al-Ali et al.
7,510,849 B2	3/2009	Schurman et al.	8,190,227 B2	5/2012	Diab et al.
7,526,328 B2	4/2009	Diab et al.	8,203,438 B2	6/2012	Kiani et al.
7,530,942 B1	5/2009	Diab	8,203,704 B2	6/2012	Merritt et al.
			8,204,566 B2	6/2012	Schurman et al.
			8,219,172 B2	7/2012	Schurman et al.
			8,224,411 B2	7/2012	Al-Ali et al.
			8,228,181 B2	7/2012	Al-Ali

(56)

References Cited

U.S. PATENT DOCUMENTS

8,229,533 B2	7/2012	Diab et al.	8,666,468 B1	3/2014	Al-Ali
8,233,955 B2	7/2012	Al-Ali et al.	8,667,967 B2	3/2014	Al-Ali et al.
8,244,325 B2	8/2012	Al-Ali et al.	8,670,811 B2	3/2014	O'Reilly
8,255,026 B1	8/2012	Al-Ali	8,670,814 B2	3/2014	Diab et al.
8,255,027 B2	8/2012	Al-Ali et al.	8,676,286 B2	3/2014	Weber et al.
8,255,028 B2	8/2012	Al-Ali et al.	8,682,407 B2	3/2014	Al-Ali
8,260,577 B2	9/2012	Weber et al.	RE44,823 E	4/2014	Parker
8,265,723 B1	9/2012	McHale et al.	RE44,875 E	4/2014	Kiani et al.
8,274,360 B2	9/2012	Sampath et al.	8,690,799 B2	4/2014	Telfort et al.
8,301,217 B2	10/2012	Al-Ali et al.	8,700,112 B2	4/2014	Kiani
8,306,596 B2	11/2012	Schurman et al.	8,702,627 B2	4/2014	Telfort et al.
8,310,336 B2	11/2012	Muhsin et al.	8,706,179 B2	4/2014	Parker
8,315,683 B2	11/2012	Al-Ali et al.	8,712,494 B1	4/2014	MacNeish, III et al.
RE43,860 E	12/2012	Parker	8,715,206 B2	5/2014	Telfort et al.
8,337,403 B2	12/2012	Al-Ali et al.	8,718,735 B2	5/2014	Lamego et al.
8,346,330 B2	1/2013	Lamego	8,718,737 B2	5/2014	Diab et al.
8,353,842 B2	1/2013	Al-Ali et al.	8,718,738 B2	5/2014	Blank et al.
8,355,766 B2	1/2013	MacNeish, III et al.	8,720,249 B2	5/2014	Al-Ali
8,359,080 B2	1/2013	Diab et al.	8,721,541 B2	5/2014	Al-Ali et al.
8,364,223 B2	1/2013	Al-Ali et al.	8,721,542 B2	5/2014	Al-Ali et al.
8,364,226 B2	1/2013	Diab et al.	8,723,677 B1	5/2014	Kiani
8,374,665 B2	2/2013	Lamego	8,740,792 B1	6/2014	Kiani et al.
8,385,995 B2	2/2013	Al-Ali et al.	8,754,776 B2	6/2014	Poeze et al.
8,385,996 B2	2/2013	Smith et al.	8,755,535 B2	6/2014	Telfort et al.
8,388,353 B2	3/2013	Kiani et al.	8,755,856 B2	6/2014	Diab et al.
8,399,822 B2	3/2013	Al-Ali	8,755,872 B1	6/2014	Marinow
8,401,602 B2	3/2013	Kiani	8,761,850 B2	6/2014	Lamego
8,405,608 B2	3/2013	Al-Ali et al.	8,764,671 B2	7/2014	Kiani
8,414,499 B2	4/2013	Al-Ali et al.	8,768,423 B2	7/2014	Shakespeare et al.
8,418,524 B2	4/2013	Al-Ali	8,771,204 B2	7/2014	Telfort et al.
8,423,106 B2	4/2013	Lamego et al.	8,777,634 B2	7/2014	Kiani et al.
8,428,967 B2	4/2013	Olsen et al.	8,781,543 B2	7/2014	Diab et al.
8,430,817 B1	4/2013	Al-Ali et al.	8,781,544 B2	7/2014	Al-Ali et al.
8,437,825 B2	5/2013	Dalvi et al.	8,781,549 B2	7/2014	Al-Ali et al.
8,455,290 B2	6/2013	Siskavich	8,788,003 B2	7/2014	Schurman et al.
8,457,703 B2	6/2013	Al-Ali	8,790,268 B2	7/2014	Al-Ali
8,457,707 B2	6/2013	Kiani	8,801,613 B2	8/2014	Al-Ali et al.
8,463,349 B2	6/2013	Diab et al.	8,821,397 B2	9/2014	Al-Ali et al.
8,466,286 B2	6/2013	Bellot et al.	8,821,415 B2	9/2014	Al-Ali et al.
8,471,713 B2	6/2013	Poeze et al.	8,830,449 B1	9/2014	Lamego et al.
8,473,020 B2	6/2013	Kiani et al.	8,831,700 B2	9/2014	Schurman et al.
8,483,787 B2	7/2013	Al-Ali et al.	8,840,549 B2	9/2014	Al-Ali et al.
8,489,364 B2	7/2013	Weber et al.	8,847,740 B2	9/2014	Kiani et al.
8,498,684 B2	7/2013	Weber et al.	8,849,365 B2	9/2014	Smith et al.
8,504,128 B2	8/2013	Blank et al.	8,852,094 B2	10/2014	Al-Ali et al.
8,509,867 B2	8/2013	Workman et al.	8,852,994 B2	10/2014	Wojtczuk et al.
8,515,509 B2	8/2013	Bruinsma et al.	8,868,147 B2	10/2014	Stippick et al.
8,523,781 B2	9/2013	Al-Ali	8,868,150 B2	10/2014	Al-Ali et al.
8,529,301 B2	9/2013	Al-Ali et al.	8,870,792 B2	10/2014	Al-Ali et al.
8,532,727 B2	9/2013	Ali et al.	8,886,271 B2	11/2014	Kiani et al.
8,532,728 B2	9/2013	Diab et al.	8,888,539 B2	11/2014	Al-Ali et al.
D692,145 S	10/2013	Al-Ali et al.	8,888,708 B2	11/2014	Diab et al.
8,547,209 B2	10/2013	Kiani et al.	8,892,180 B2	11/2014	Weber et al.
8,548,548 B2	10/2013	Al-Ali	8,897,847 B2	11/2014	Al-Ali
8,548,549 B2	10/2013	Schurman et al.	8,909,310 B2	12/2014	Lamego et al.
8,548,550 B2	10/2013	Al-Ali et al.	8,911,377 B2	12/2014	Al-Ali
8,560,032 B2	10/2013	Al-Ali et al.	8,912,909 B2	12/2014	Al-Ali et al.
8,560,034 B1	10/2013	Diab et al.	8,920,317 B2	12/2014	Al-Ali et al.
8,570,167 B2	10/2013	Al-Ali	8,921,699 B2	12/2014	Al-Ali et al.
8,570,503 B2	10/2013	Vo et al.	8,922,382 B2	12/2014	Al-Ali et al.
8,571,617 B2	10/2013	Reichgott et al.	8,929,964 B2	1/2015	Al-Ali et al.
8,571,618 B1	10/2013	Lamego et al.	8,942,777 B2	1/2015	Diab et al.
8,571,619 B2	10/2013	Al-Ali et al.	8,948,834 B2	2/2015	Diab et al.
8,584,345 B2	10/2013	Al-Ali et al.	8,948,835 B2	2/2015	Diab
8,577,431 B2	11/2013	Lamego et al.	8,965,471 B2	2/2015	Lamego
8,581,732 B2	11/2013	Al-Ali et al.	8,983,564 B2	3/2015	Al-Ali
8,588,880 B2	11/2013	Abdul-Hafiz et al.	8,989,831 B2	3/2015	Al-Ali et al.
8,600,467 B2	12/2013	Al-Ali et al.	8,996,085 B2	3/2015	Kiani et al.
8,606,342 B2	12/2013	Diab	8,998,809 B2	4/2015	Kiani
8,626,255 B2	1/2014	Al-Ali et al.	9,028,429 B2	5/2015	Telfort et al.
8,630,691 B2	1/2014	Lamego et al.	9,037,207 B2	5/2015	Al-Ali et al.
8,634,889 B2	1/2014	Al-Ali et al.	9,060,721 B2	6/2015	Reichgott et al.
8,641,631 B2	2/2014	Sierra et al.	9,066,666 B2	6/2015	Kiani
8,652,060 B2	2/2014	Al-Ali	9,066,680 B1	6/2015	Al-Ali et al.
8,663,107 B2	3/2014	Kiani	9,072,474 B2	7/2015	Al-Ali et al.
			9,078,560 B2	7/2015	Schurman et al.
			9,084,569 B2	7/2015	Weber et al.
			9,095,316 B2	8/2015	Welch et al.
			9,106,038 B2	8/2015	Telfort et al.

(56)

References Cited

U.S. PATENT DOCUMENTS

9,107,625 B2	8/2015	Telfort et al.	D788,312 S	5/2017	Al-Ali et al.
9,107,626 B2	8/2015	Al-Ali et al.	9,636,055 B2	5/2017	Al-Ali et al.
9,113,831 B2	8/2015	Al-Ali	9,636,056 B2	5/2017	Al-Ali
9,113,832 B2	8/2015	Al-Ali	9,649,054 B2	5/2017	Lamego et al.
9,119,595 B2	9/2015	Lamego	9,662,052 B2	5/2017	Al-Ali et al.
9,131,881 B2	9/2015	Diab et al.	9,668,679 B2	6/2017	Schurman et al.
9,131,882 B2	9/2015	Al-Ali et al.	9,668,680 B2	6/2017	Bruinsma et al.
9,131,883 B2	9/2015	Al-Ali	9,668,703 B2	6/2017	Al-Ali
9,131,917 B2	9/2015	Telfort et al.	9,675,286 B2	6/2017	Diab
9,138,180 B1	9/2015	Coverston et al.	9,687,160 B2	6/2017	Kiani
9,138,182 B2	9/2015	Al-Ali et al.	9,693,719 B2	7/2017	Al-Ali et al.
9,138,192 B2	9/2015	Weber et al.	9,693,737 B2	7/2017	Al-Ali
9,142,117 B2	9/2015	Muhsin et al.	9,697,928 B2	7/2017	Al-Ali et al.
9,153,112 B1	10/2015	Kiani et al.	9,717,425 B2	8/2017	Kiani et al.
9,153,121 B2	10/2015	Kiani et al.	9,717,458 B2	8/2017	Lamego et al.
9,161,696 B2	10/2015	Al-Ali et al.	9,724,016 B1	8/2017	Al-Ali et al.
9,161,713 B2	10/2015	Al-Ali et al.	9,724,024 B2	8/2017	Al-Ali
9,167,995 B2	10/2015	Lamego et al.	9,724,025 B1	8/2017	Kiani et al.
9,176,141 B2	11/2015	Al-Ali et al.	9,730,640 B2	8/2017	Diab et al.
9,186,102 B2	11/2015	Bruinsma et al.	9,743,887 B2	8/2017	Al-Ali et al.
9,192,312 B2	11/2015	Al-Ali	9,749,232 B2	8/2017	Sampath et al.
9,192,329 B2	11/2015	Al-Ali	9,750,442 B2	9/2017	Olsen
9,192,351 B1	11/2015	Telfort et al.	9,750,443 B2	9/2017	Smith et al.
9,195,385 B2	11/2015	Al-Ali et al.	9,750,461 B1	9/2017	Telfort
9,211,072 B2	12/2015	Kiani	9,775,545 B2	10/2017	Al-Ali et al.
9,211,095 B1	12/2015	Al-Ali	9,775,546 B2	10/2017	Diab et al.
9,218,454 B2	12/2015	Kiani et al.	9,775,570 B2	10/2017	Al-Ali
9,226,696 B2	1/2016	Kiani	9,778,079 B1	10/2017	Al-Ali et al.
9,241,662 B2	1/2016	Al-Ali et al.	9,782,077 B2	10/2017	Lamego et al.
9,245,668 B1	1/2016	Vo et al.	9,782,110 B2	10/2017	Kiani
9,259,185 B2	2/2016	Abdul-Hafiz et al.	9,787,568 B2	10/2017	Lamego et al.
9,267,572 B2	2/2016	Barker et al.	9,788,735 B2	10/2017	Al-Ali
9,277,880 B2	3/2016	Poeze et al.	9,788,768 B2	10/2017	Al-Ali et al.
9,289,167 B2	3/2016	Diab et al.	9,795,300 B2	10/2017	Al-Ali
9,295,421 B2	3/2016	Kiani et al.	9,795,310 B2	10/2017	Al-Ali
9,307,928 B1	4/2016	Al-Ali et al.	9,795,358 B2	10/2017	Telfort et al.
9,323,894 B2	4/2016	Kiani	9,795,739 B2	10/2017	Al-Ali et al.
9,326,712 B1	5/2016	Kiani	9,801,556 B2	10/2017	Kiani
9,333,316 B2	5/2016	Kiani	9,801,588 B2	10/2017	Weber et al.
9,339,220 B2	5/2016	Lamego et al.	9,808,188 B1	11/2017	Perea et al.
9,341,565 B2	5/2016	Lamego et al.	2003/0163032 A1	8/2003	Terry
9,351,673 B2	5/2016	Diab et al.	2006/0161054 A1	7/2006	Reuss et al.
9,351,675 B2	5/2016	Al-Ali et al.	2006/0167362 A1	7/2006	Neumann et al.
9,364,181 B2	6/2016	Kiani et al.	2007/0282478 A1	12/2007	Al-Ali et al.
9,368,671 B2	6/2016	Wojtczuk et al.	2009/0247924 A1	10/2009	Lamego et al.
9,370,325 B2	6/2016	Al-Ali et al.	2009/0247984 A1	10/2009	Lamego et al.
9,370,326 B2	6/2016	McHale et al.	2009/0275813 A1	11/2009	Davis
9,370,335 B2	6/2016	Al-Ali et al.	2009/0275844 A1	11/2009	Al-Ali
9,375,185 B2	6/2016	Ali et al.	2009/0299157 A1	12/2009	Telfort et al.
9,386,953 B2	7/2016	Al-Ali	2010/0004518 A1	1/2010	Vo et al.
9,386,961 B2	7/2016	Al-Ali et al.	2010/0030040 A1	2/2010	Poeze et al.
9,392,945 B2	7/2016	Al-Ali et al.	2010/0261979 A1	10/2010	Kiani
9,397,448 B2	7/2016	Al-Ali et al.	2010/0317936 A1	12/2010	Al-Ali et al.
9,408,542 B1	8/2016	Kinast et al.	2011/0001605 A1	1/2011	Kiani et al.
9,436,645 B2	9/2016	Al-Ali et al.	2011/0082711 A1	4/2011	Poeze et al.
9,445,759 B1	9/2016	Lamego et al.	2011/0105854 A1	5/2011	Kiani et al.
9,466,919 B2	10/2016	Kiani et al.	2011/0125060 A1	5/2011	Telfort et al.
9,474,474 B2	10/2016	Lamego et al.	2011/0208015 A1	8/2011	Welch et al.
9,480,422 B2	11/2016	Al-Ali	2011/0209915 A1	9/2011	Telfort et al.
9,480,435 B2	11/2016	Olsen	2011/0213212 A1	9/2011	Al-Ali
9,492,110 B2	11/2016	Al-Ali et al.	2011/0230733 A1	9/2011	Al-Ali
9,510,779 B2	12/2016	Poeze et al.	2011/0237911 A1	9/2011	Lamego et al.
9,517,024 B2	12/2016	Kiani et al.	2011/0237969 A1	9/2011	Eckerbom et al.
9,532,722 B2	1/2017	Lamego et al.	2012/0046557 A1	2/2012	Kiani
9,538,949 B2	1/2017	Al-Ali et al.	2012/0059267 A1	3/2012	Lamego et al.
9,538,980 B2	1/2017	Telfort et al.	2012/0116175 A1	5/2012	Al-Ali et al.
9,549,696 B2	1/2017	Lamego et al.	2012/0165629 A1	6/2012	Merritt et al.
9,554,737 B2	1/2017	Schurman et al.	2012/0179006 A1	7/2012	Jansen et al.
9,560,996 B2	2/2017	Kiani	2012/0209082 A1	8/2012	Al-Ali
9,560,998 B2	2/2017	Al-Ali et al.	2012/0209084 A1	8/2012	Olsen et al.
9,566,019 B2	2/2017	Al-Ali et al.	2012/0227739 A1	9/2012	Kiani
9,579,039 B2	2/2017	Jansen et al.	2012/0265039 A1	10/2012	Kiani
9,591,975 B2	3/2017	Dalvi et al.	2012/0283524 A1	11/2012	Kiani et al.
9,622,692 B2	4/2017	Lamego et al.	2012/0286955 A1	11/2012	Welch et al.
9,622,693 B2	4/2017	Diab	2012/0296178 A1	11/2012	Lamego et al.
			2012/0319816 A1	12/2012	Al-Ali
			2012/0330112 A1	12/2012	Lamego et al.
			2013/0023775 A1	1/2013	Lamego et al.
			2013/0045685 A1	2/2013	Kiani

(56)

References Cited

U.S. PATENT DOCUMENTS

2013/0046204	A1	2/2013	Lamego et al.	2014/0309559	A1	10/2014	Telfort et al.
2013/0041591	A1	3/2013	Lamego	2014/0316217	A1	10/2014	Purdon et al.
2013/0060108	A1	3/2013	Schurman et al.	2014/0316218	A1	10/2014	Purdon et al.
2013/0060147	A1	3/2013	Welch et al.	2014/0316228	A1	10/2014	Blank et al.
2013/0079610	A1	3/2013	Al-Ali	2014/0323825	A1	10/2014	Al-Ali et al.
2013/0096405	A1	4/2013	Garfio	2014/0323897	A1	10/2014	Brown et al.
2013/0096936	A1	4/2013	Sampath et al.	2014/0323898	A1	10/2014	Purdon et al.
2013/0109935	A1	5/2013	Al-Ali et al.	2014/0330092	A1	11/2014	Al-Ali et al.
2013/0162433	A1	6/2013	Muhsin et al.	2014/0330098	A1	11/2014	Merritt et al.
2013/0190581	A1	7/2013	Al-Ali et al.	2014/0330099	A1	11/2014	Al-Ali et al.
2013/0197328	A1	8/2013	Diab et al.	2014/0333440	A1	11/2014	Kiani
2013/0211214	A1	8/2013	Olsen	2014/0336481	A1	11/2014	Shakespeare et al.
2013/0243021	A1	9/2013	Siskavich	2014/0343436	A1	11/2014	Kiani
2013/0253334	A1	9/2013	Al-Ali et al.	2014/0357966	A1	12/2014	Al-Ali et al.
2013/0267804	A1	10/2013	Al-Ali	2015/0005600	A1	1/2015	Blank et al.
2013/0274571	A1	10/2013	Diab et al.	2015/0011907	A1	1/2015	Purdon et al.
2013/0296672	A1	11/2013	O'Neil et al.	2015/0012231	A1	1/2015	Poeze et al.
2013/0296713	A1	11/2013	Al-Ali et al.	2015/0018650	A1	1/2015	Al-Ali et al.
2013/0317370	A1	11/2013	Dalvi et al.	2015/0032029	A1	1/2015	Al-Ali et al.
2013/0324808	A1	12/2013	Al-Ali et al.	2015/0038859	A1	2/2015	Dalvi et al.
2013/0331660	A1	12/2013	Al-Ali et al.	2015/0045637	A1	2/2015	Dalvi
2013/0331670	A1	12/2013	Kiani	2015/0080754	A1	3/2015	Purdon et al.
2013/0338461	A1	12/2013	Lamego et al.	2015/0087936	A1	3/2015	Al-Ali et al.
2014/0012100	A1	1/2014	Al-Ali et al.	2015/0094546	A1	4/2015	Al-Ali
2014/0025306	A1	1/2014	Weber et al.	2015/0097701	A1	4/2015	Al-Ali et al.
2014/0034353	A1	2/2014	Al-Ali et al.	2015/0099950	A1	4/2015	Al-Ali et al.
2014/0051952	A1	2/2014	Reichgott et al.	2015/0099951	A1	4/2015	Al-Ali et al.
2014/0051953	A1	2/2014	Lamego et al.	2015/0099955	A1	4/2015	Al-Ali et al.
2014/0051954	A1	2/2014	Al-Ali et al.	2015/0101844	A1	4/2015	Al-Ali et al.
2014/0058230	A1	2/2014	Abdul-Hafiz et al.	2015/0106121	A1	4/2015	Muhsin et al.
2014/0066783	A1	3/2014	Kiani et al.	2015/0112151	A1	4/2015	Muhsin et al.
2014/0077956	A1	3/2014	Sampath et al.	2015/0116076	A1	4/2015	Al-Ali et al.
2014/0081100	A1	3/2014	Muhsin et al.	2015/0126830	A1	5/2015	Schurman et al.
2014/0081175	A1	3/2014	Telfort	2015/0141781	A1	5/2015	Weber et al.
2014/0094667	A1	4/2014	Schurman et al.	2015/0165312	A1	6/2015	Kiani
2014/0100434	A1	4/2014	Diab et al.	2015/0196237	A1	7/2015	Lamego
2014/0114199	A1	4/2014	Lamego et al.	2015/0196249	A1	7/2015	Brown et al.
2014/0120564	A1	5/2014	Workman et al.	2015/0216459	A1	8/2015	Al-Ali et al.
2014/0121482	A1	5/2014	Merritt et al.	2015/0230755	A1	8/2015	Al-Ali et al.
2014/0121483	A1	5/2014	Kiani	2015/0238722	A1	8/2015	Al-Ali
2014/0125495	A1	5/2014	Al-Ali	2015/0245773	A1	9/2015	Lamego et al.
2014/0127137	A1	5/2014	Bellott et al.	2015/0245794	A1	9/2015	Al-Ali
2014/0128696	A1	5/2014	Al-Ali	2015/0257689	A1	9/2015	Al-Ali et al.
2014/0128699	A1	5/2014	Al-Ali et al.	2015/0272514	A1	10/2015	Kiani et al.
2014/0129702	A1	5/2014	Lamego et al.	2015/0351697	A1	12/2015	Weber et al.
2014/0135588	A1	5/2014	Al-Ali et al.	2015/0351704	A1	12/2015	Kiani et al.
2014/0142401	A1	5/2014	Al-Ali et al.	2015/0359429	A1	12/2015	Al-Ali et al.
2014/0142402	A1	5/2014	Al-Ali et al.	2015/0366507	A1	12/2015	Blank
2014/0163344	A1	6/2014	Al-Ali	2015/0380875	A1	12/2015	Coverston et al.
2014/0163402	A1	6/2014	Lamego et al.	2016/0029932	A1	2/2016	Al-Ali
2014/0166076	A1	6/2014	Kiani et al.	2016/0051205	A1	2/2016	Al-Ali et al.
2014/0171763	A1	6/2014	Diab	2016/0058347	A1	3/2016	Reichgott et al.
2014/0180038	A1	6/2014	Kiani	2016/0066823	A1	3/2016	Al-Ali et al.
2014/0180154	A1	6/2014	Sierra et al.	2016/0066824	A1	3/2016	Al-Ali et al.
2014/0180160	A1	6/2014	Brown et al.	2016/0072429	A1	3/2016	Kiani et al.
2014/0187973	A1	7/2014	Brown et al.	2016/0081552	A1	3/2016	Wojtczuk et al.
2014/0194709	A1	7/2014	Al-Ali et al.	2016/0095543	A1	4/2016	Telfort et al.
2014/0194711	A1	7/2014	Al-Ali	2016/0095548	A1	4/2016	Al-Ali et al.
2014/0194766	A1	7/2014	Al-Ali et al.	2016/0103598	A1	4/2016	Al-Ali et al.
2014/0200420	A1	7/2014	Al-Ali	2016/0143548	A1	5/2016	Al-Ali
2014/0200422	A1	7/2014	Weber et al.	2016/0166182	A1	6/2016	Al-Ali et al.
2014/0206963	A1	7/2014	Al-Ali	2016/0166183	A1	6/2016	Poeze et al.
2014/0213864	A1	7/2014	Abdul-Hafiz et al.	2016/0192869	A1	7/2016	Kiani et al.
2014/0243627	A1	8/2014	Diab et al.	2016/0196388	A1	7/2016	Lamego
2014/0266790	A1	9/2014	Al-Ali et al.	2016/0197436	A1	7/2016	Barker et al.
2014/0275808	A1	9/2014	Poeze et al.	2016/0213281	A1	7/2016	Eckerbom et al.
2014/0275835	A1	9/2014	Lamego et al.	2016/0228043	A1	8/2016	O'Neil et al.
2014/0275871	A1	9/2014	Lamego et al.	2016/0233632	A1	8/2016	Scruggs et al.
2014/0275872	A1	9/2014	Merritt et al.	2016/0234944	A1	8/2016	Schmidt et al.
2014/0275881	A1	9/2014	Lamego et al.	2016/0270735	A1	9/2016	Diab et al.
2014/0276115	A1	9/2014	Dalvi et al.	2016/0283665	A1	9/2016	Sampath et al.
2014/0288400	A1	9/2014	Diab et al.	2016/0287090	A1	10/2016	Al-Ali et al.
2014/0296664	A1	10/2014	Bruinsma et al.	2016/0287786	A1	10/2016	Kiani
2014/0303520	A1	10/2014	Telfort et al.	2016/0296169	A1	10/2016	McHale et al.
2014/0309506	A1	10/2014	Lamego et al.	2016/0310052	A1	10/2016	Al-Ali et al.
				2016/0314260	A1	10/2016	Kiani
				2016/0324486	A1	11/2016	Al-Ali et al.
				2016/0324488	A1	11/2016	Olsen
				2016/0327984	A1	11/2016	Al-Ali et al.

(56)

References Cited

U.S. PATENT DOCUMENTS

2016/0328528 A1 11/2016 Al-Ali et al.
 2016/0331332 A1 11/2016 Al-Ali
 2016/0367173 A1 12/2016 Dalvi et al.
 2017/0000394 A1 1/2017 Al-Ali et al.
 2017/0007134 A1 1/2017 Al-Ali et al.
 2017/0007190 A1 1/2017 Al-Ali et al.
 2017/0007198 A1 1/2017 Al-Ali et al.
 2017/0014083 A1 1/2017 Diab et al.
 2017/0014084 A1 1/2017 Al-Ali et al.
 2017/0027456 A1 2/2017 Kinast et al.
 2017/0042488 A1 2/2017 Muhsin
 2017/0055847 A1 3/2017 Kiani et al.
 2017/0055851 A1 3/2017 Al-Ali
 2017/0055882 A1 3/2017 Al-Ali et al.
 2017/0055887 A1 3/2017 Al-Ali
 2017/0055896 A1 3/2017 Al-Ali et al.
 2017/0079594 A1 3/2017 Telfort et al.
 2017/0086723 A1 3/2017 Al-Ali et al.
 2017/0143281 A1 5/2017 Olsen
 2017/0147774 A1 5/2017 Kiani
 2017/0156620 A1 6/2017 Al-Ali et al.

2017/0173632 A1 6/2017 Al-Ali
 2017/0187146 A1 6/2017 Kiani et al.
 2017/0188919 A1 7/2017 Al-Ali et al.
 2017/0196464 A1 7/2017 Jansen et al.
 2017/0196470 A1 7/2017 Lamego et al.
 2017/0202490 A1 7/2017 Al-Ali et al.
 2017/0224231 A1 8/2017 Al-Ali
 2017/0224262 A1 8/2017 Al-Ali
 2017/0228516 A1 8/2017 Sampath et al.
 2017/0245790 A1 8/2017 Al-Ali et al.
 2017/0251974 A1 9/2017 Shreim et al.
 2017/0251975 A1 9/2017 Shreim et al.
 2017/0258403 A1 9/2017 Abdul-Hafiz et al.

OTHER PUBLICATIONS

Office Action for European Appl. No. 07852700.9, dated Apr. 12, 2012, in 4 pages.
 Office Action for European Appl. No. 07852700.9, dated Aug. 10, 2012, in 7 pages.
 PCT Communication Relating to the Results of the International Search for PCT/US2007/021816, dated Dec. 4, 2008, in 23 pages.



FIG. 1

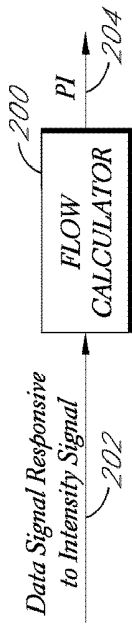


FIG. 2

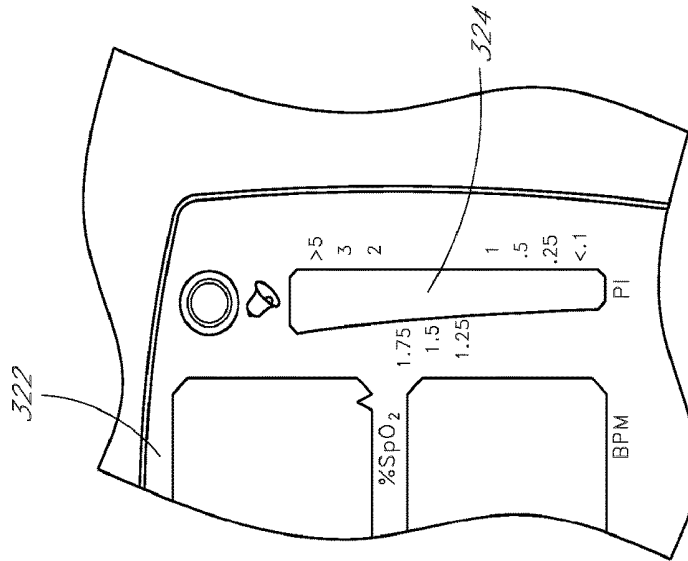


FIG. 3B

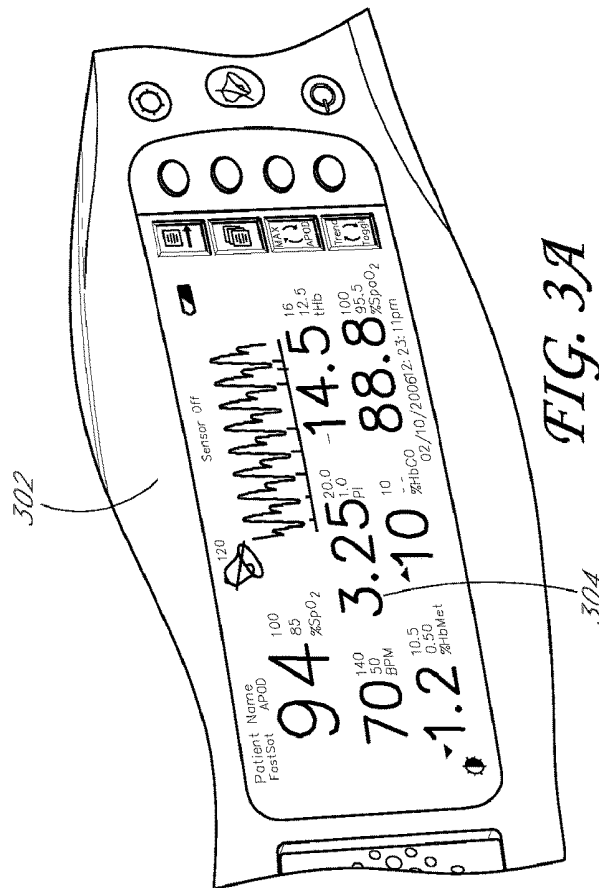


FIG. 3A

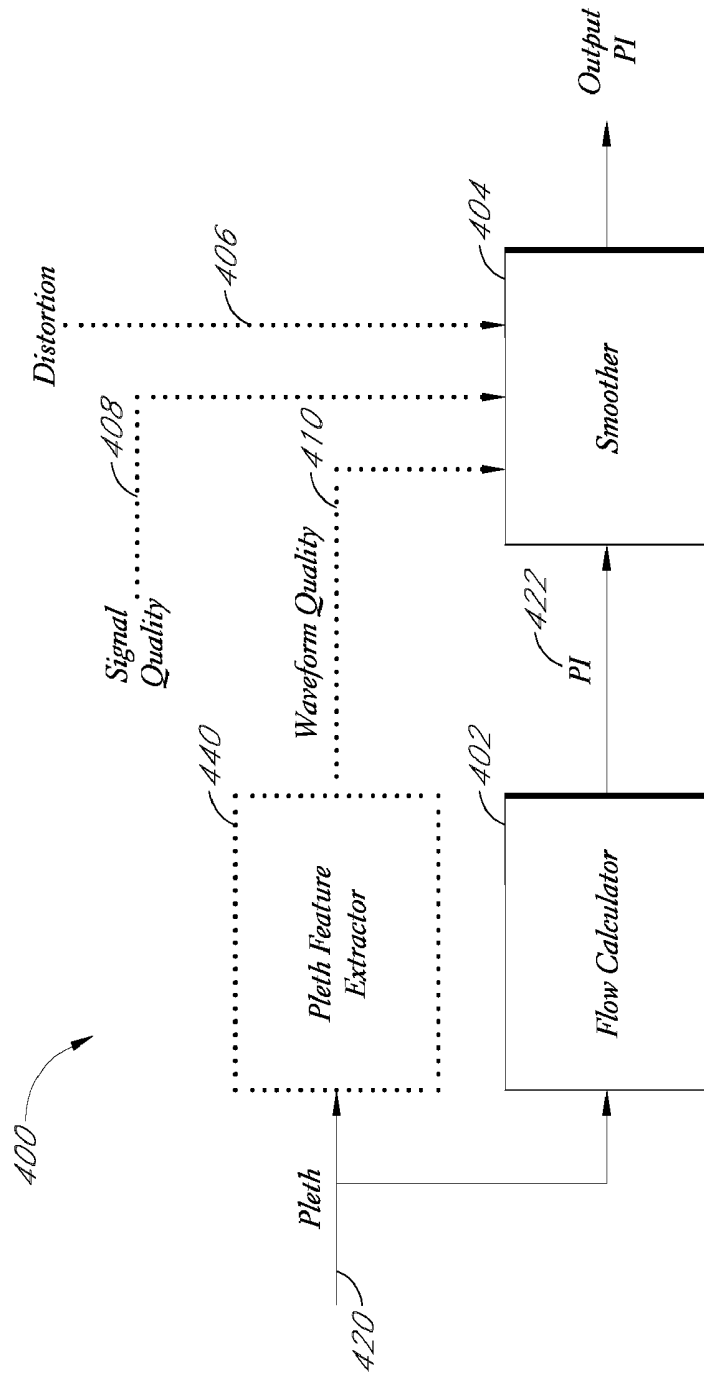


FIG. 4

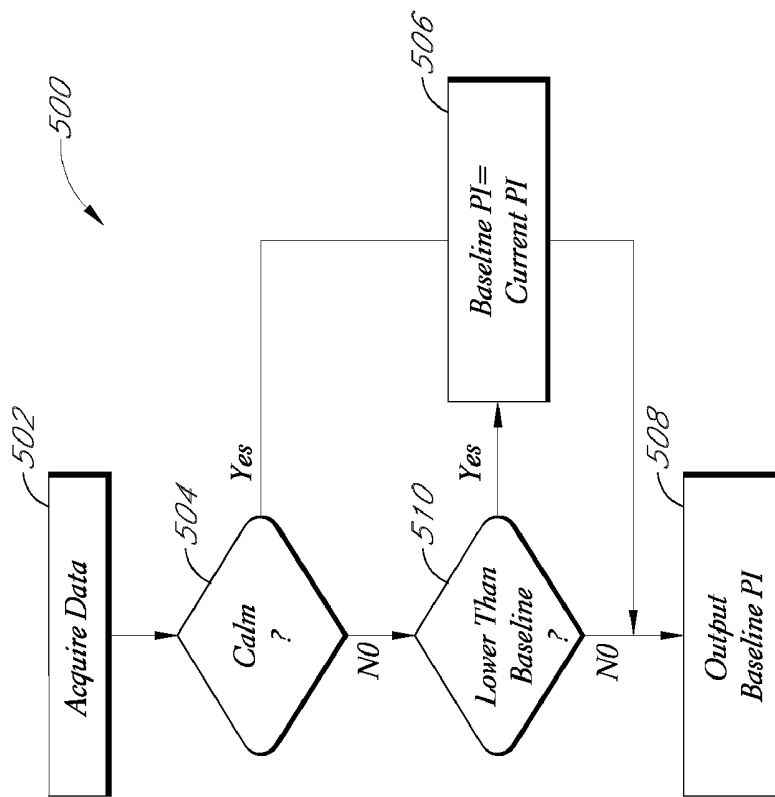


FIG. 5

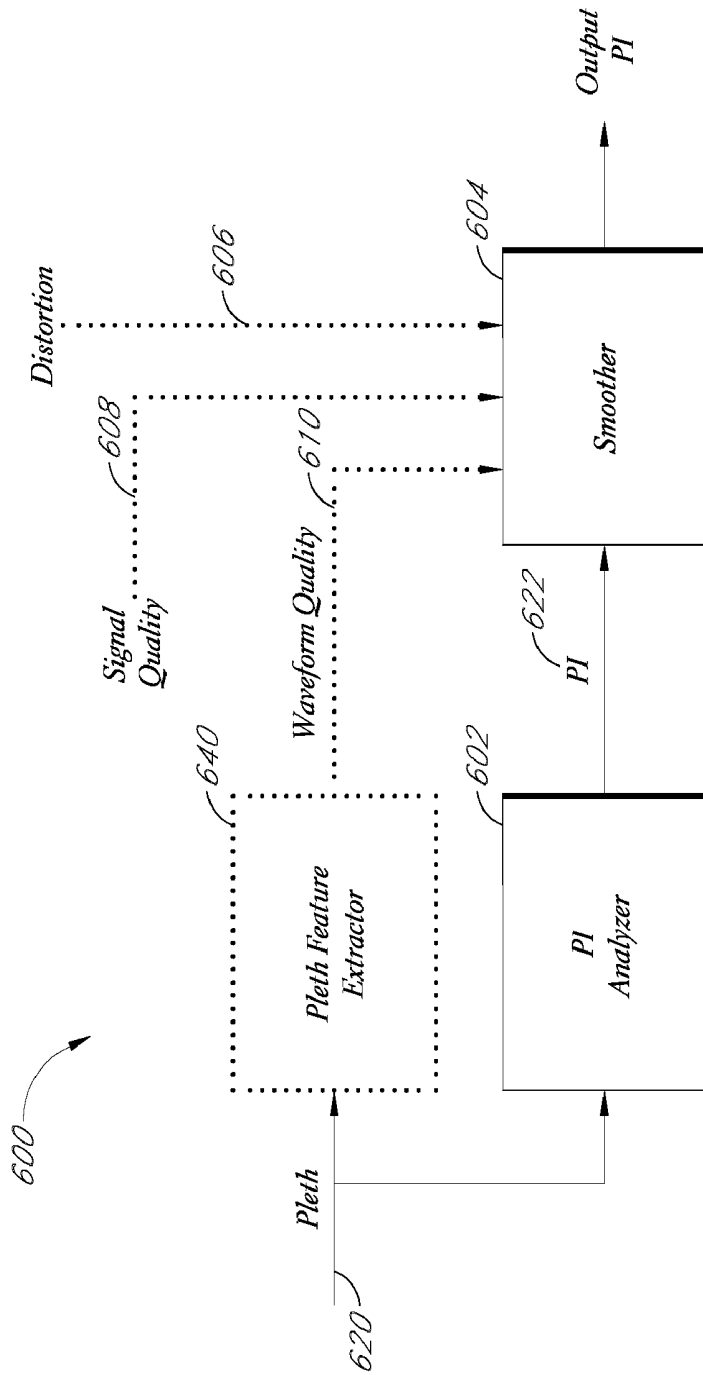


FIG. 6

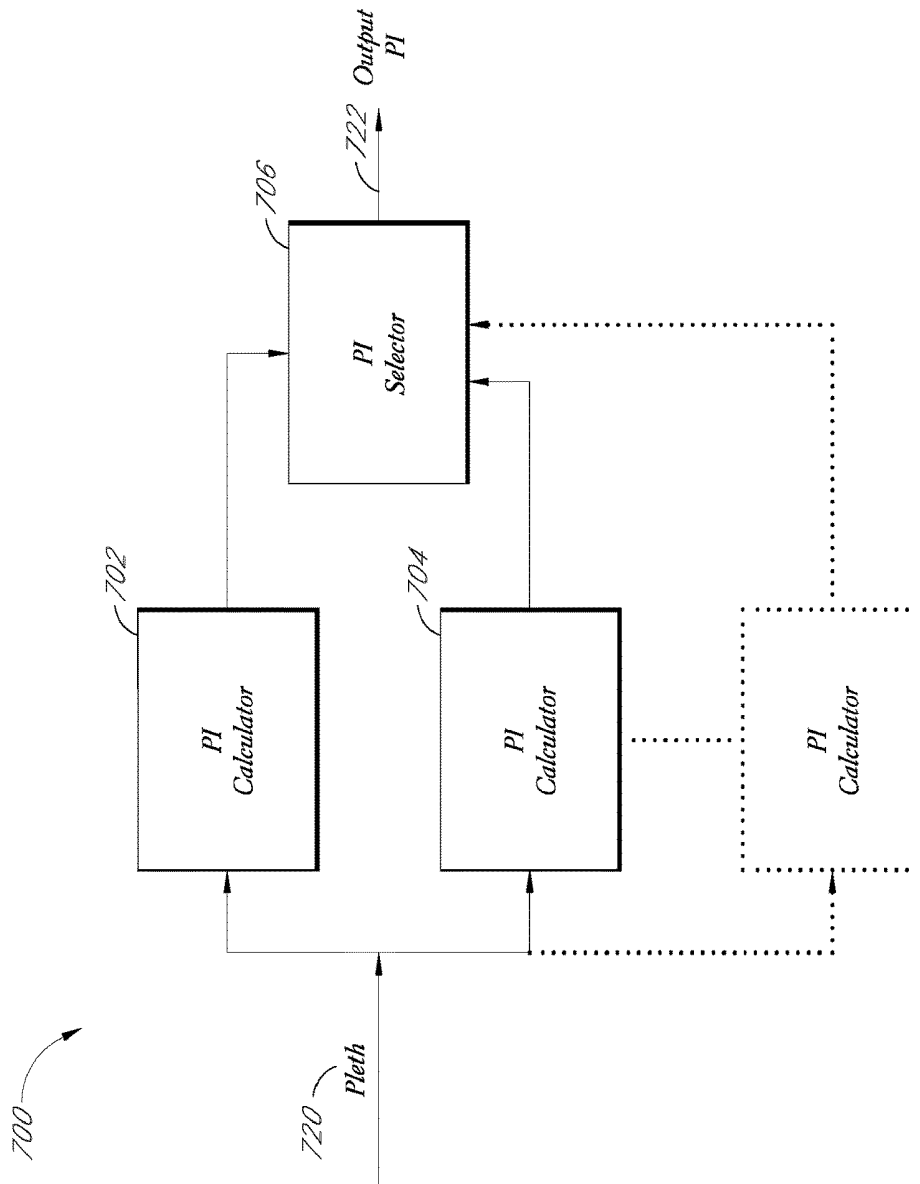


FIG. 7

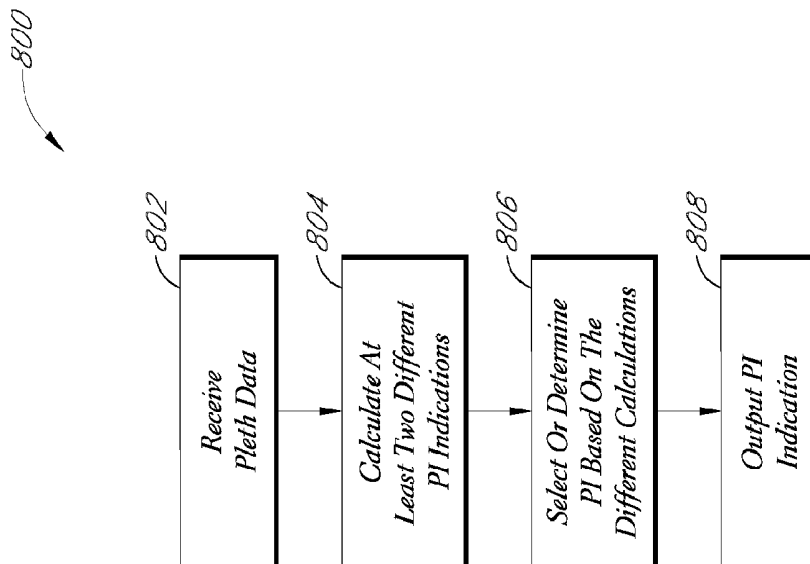


FIG. 8

PERFUSION INDEX SMOOTHER

PRIORITY CLAIM TO RELATED
PROVISIONAL APPLICATIONS

The present application is a continuation of U.S. application Ser. No. 13/627,855, filed Sep. 26, 2012, entitled "Perfusion Index Smoother," which is a continuation of U.S. application Ser. No. 11/871,620, filed Oct. 12, 2007, entitled "Perfusion Index Smoother," now U.S. Pat. No. 8,280,473, which claims priority benefit under 35 U.S.C. § 119(e) of U.S. Provisional Application Ser. No. 60/851,346, filed Oct. 12, 2006, entitled "Perfusion Index Smoother," which is incorporated herein by reference.

RELATED CASES

The present application is related to U.S. Pat. Nos. 6,334,065, 6,606,511 and the continuation, continuation-in-part, and divisional applications thereof. The foregoing disclosure is incorporated herein by reference and included in the present filing.

BACKGROUND OF THE DISCLOSURE

Field of the Disclosure

The present disclosure relates in general to patient monitoring and in particular to oximeter patient monitors capable of determining perfusion index measurements.

Description of the Related Art

Oximeter systems providing measurements of a monitored patient have become the standard of care in many patient care settings, including surgical, post surgical, neonatal, general ward, home care, physical training, and the like. In general, oximeter systems accept one or more noninvasive signals from an optical sensor or probe capable of emitting multiple wavelengths of light into a tissue site and capable of detecting light after attenuated by the tissue site. The optical sensor generally outputs intensity signal data. FIG. 1 illustrates a photoplethysmograph intensity signal **100** output by an oximeter sensor. An oximeter does not directly detect absorption, and hence does not directly measure a standard plethysmograph waveform. However, the standard plethysmograph can be derived by observing that the detected intensity signal **100** is merely an out of phase version of an absorption profile known to one of skill in the art. That is, the peak detected intensity **102**, generally corresponds to a minimum absorption, and minimum detected intensity **104**, generally corresponds to a maximum absorption. Further, a rapid rise in absorption during an inflow phase of the plethysmograph is reflected in a rapid decline **106** in intensity. Likewise, a gradual decline in absorption during the outflow phase of the plethysmograph is reflected in a gradual increase **108** in detected intensity.

FIG. 2 illustrates a flow calculator **200** which receives a processed signal **202** responsive to at least one of the intensity signals output from the sensor. In an embodiment, the flow calculator outputs an indication of blood flow, such as, for example, a perfusion index (PI) **204**. In an embodiment, the PI **204** comprises a relative indication of pulse strength at a monitoring site. For example, the PI **204** may be defined as the ratio of the wavelength's (λ) AC signal to the DC signal, or the percentage of pulsatile signal to non-pulsatile signal, according to the following:

$$PI = (\lambda_{max} - \lambda_{min}) / \lambda_{DC}$$

where λ_{max} is the maximum value, λ_{min} is the minimum value, and λ_{DC} is the average value of the signal **202**.

Once calculated, the PI **204** may advantageously be displayed in a wide number of ways, including rising LEDs or other display elements, text, graphics, or other visual elements including color, flashing, and the like, trended data, trace data, or the like. FIG. 3A illustrates a display output for an oximeter patient monitor **302** including a textual PI display **304** (shown as "3.25 PI") ranging from 1.0 to 20. FIG. 3B illustrates a display output for a handheld oximeter patient monitor **322** including a PI bar **324** ranging from, for example, "<0.1%" to ">5%" with steps of "<0.1%," "0.25%," "0.5%," "1%," "1.25%," "1.5%," "1.75%," "2%," "3%," and ">5%." An artisan will recognize from the disclosure herein that various steps and a wide variety of scalars or other mathematical mapping can be used to make PI numbers more readily understandable to a caregiver. However, using the foregoing scale, the PI bar **324** can be used as a diagnostic tool during low perfusion for the accurate prediction of illness severity, especially in neonates. Moreover, the rate of change in the PI bar **324** can be indicative of blood loss, sleep arousal, sever hypertension, pain management, the presence or absence of drugs, or the like. According to one embodiment, a measurement below about "1.25%" may indicate medical situations in need of caregiver attention, specifically in monitored neonates. Because of the relevance of about "1.25%", the PI bar **324** may advantageously include level indicia that switch sides of the PI bar **324**, thus highlighting any readings below about that threshold. Moreover, behavior of the PI bar **324**, as discussed below, may advantageously draw attention to monitored values below such a threshold.

The PI bar **324** may advantageously activate LEDs from a bottom toward a top such that the bar "fills" to a level proportional to the measured value. In one embodiment, the PI bar **324** shows a static value of perfusion for a given time period, such as, for example, one or more pulses. In another embodiment, or functional setting, the PI bar **324** may advantageously pulse with a pulse rate, may hold the last reading and optionally fade until the next reading, may indicate historical readings through colors or fades, traces or the like. Additionally, the PI bar **324** may advantageously change colors, flash, increasingly flash, or the like to indicate worsening measured values of perfusion.

As discussed above, the monitors **302**, **322** may include output functionality that outputs, for example, trend perfusion data, such that a caregiver can monitor measured values of perfusion over time. Alternatively or additionally, the monitors **302**, **322** may display historical trace data on an appropriate display indicating the measured values of perfusion over time. In an embodiment, the trend data is uploaded to an external computing device through, for example, a multipurpose sensor connector or other input output systems such as USB, serial or parallel ports, computing networks, or the like. Additional information regarding the calculation and use of PI is disclosed in the '065 patent, assigned to Masimo Corporation ("Masimo") of Irvine, Calif., and incorporated by reference herein.

SUMMARY OF THE DISCLOSURE

Aspects of the present disclosure include a system which provides a more accurate indication of PI. In one embodiment, the wavelength used to determine PI is in the infrared (IR) spectrum. IR wavelengths are more independent of saturation than are wavelengths in the Red (R) spectrum. As a result, when the saturation changes, the PI calculated from

a R wavelength tends to vary greater than the PI calculated from a IR wavelength. Although the IR intensity signal data is less responsive to saturation than various other intensity channels, the IR intensity signal remains somewhat susceptible to motion-induced noise, distortion and the like. In general, PI measurements during lower signal quality or distortion generally trends the PI too high. As understood by an artisan from the disclosure herein, higher PI measurements should correlate to better perfusion through the tissue site, and lower PI measurements should correlate to lower perfusion through the tissue site. Thus, noise may cause a patient monitor to give a caregiver the indication that a patient has better perfusion through a measurement site than is actually the case.

Based at least thereon, embodiments of the present disclosure seek to reduce an error between a calculated measurement of PI and actual conditions. In an embodiment, a baseline perfusion index ("baseline PI") is determined and used to improve measurements during motion conditions. For example, a smoother may advantageously determine a baseline PI during strong signal quality, high signal confidence conditions, and use that baseline PI or a statistical combination of baseline PIs instead of or in addition to the current PI that is being influenced by noise. In an embodiment, the smoother selects the lower PI value as the output PI value. This is because motion noise tends to increase PI, thus the lower PI value tends to be the more accurate value.

In an embodiment, PI is calculated using at least two different calculation techniques. The two different calculations are analyzed and a PI indication is determined. In an embodiment, the lower of the two PI values is chosen. In an embodiment, the PI values are averaged or statistically analyzed to determine a more accurate value for PI.

In an embodiment, a method of smoothing a perfusion index measurement in an oximeter system is disclosed. The method includes the steps of establishing a baseline perfusion index during quality signal conditions of a signal responsive to intensity signals acquired from a detector capable of detecting light attenuated by body tissue and leveraging the baseline perfusion index during poor signal conditions. In an embodiment, leveraging includes outputting the baseline perfusion index when a current perfusion index measurement is higher than the baseline perfusion index. In an embodiment, leveraging includes outputting a current perfusion index measurement when the baseline perfusion index is higher than the current perfusion index measurement. In an embodiment, the signal is responsive to an IR intensity signal.

In an embodiment, an oximeter is disclosed. The oximeter includes an input capable of receiving intensity signal data responsive to intensity signals acquired from a detector capable of detecting light attenuated by body tissue, a memory storing a baseline Perfusion Index (PI) and a processor programmed to output the baseline PI when the signal data includes motion-induced noise and a current PI derived from the signal data is not lower than the baseline PI. In an embodiment, an alarm is included which is configured to alert a caregiver when the output meets predetermined criteria. In an embodiment, the processor is programmed to output the current PI when the signal data is relatively calm or when the current PI is lower than the baseline PI.

In an embodiment, a method of determining an indication of perfusion index in a patient monitor is disclosed. The method includes the steps of receiving plethysmographic data, calculating two or more indications of perfusion index using at least two different calculation techniques, and determining a final indication of perfusion index based on

the indications of perfusion index. In an embodiment, the final indication of perfusion index is determined by selecting the lowest indication of perfusion index. In an embodiment, the final indication of perfusion index is determined by statistical analysis. In an embodiment, the final indication of perfusion index is determined by averaging the indications of perfusion index.

In an embodiment, a method of determining an indication of perfusion index is disclosed. The method includes the steps of receiving plethysmographic data and determining an indication of perfusion index by utilizing at least one calculation techniques to determine a resulting indication of perfusion index. In an embodiment, determining the indication of perfusion index includes utilizing the calculation technique that will result in the lowest perfusion index value.

In an embodiment, an oximeter is disclosed. The oximeter includes an input capable of receiving intensity signal data responsive to intensity signals acquired from a detector capable of detecting light attenuated by body tissue, a first calculator configured to calculate a first indication of perfusion index using a first calculation technique, a second calculator configured to calculate a second indication of perfusion index using a second calculation technique and a processor configured to utilize at least one of the first and second calculators to determine a resulting indication of perfusion index. In an embodiment, the processor is configured to select the calculator which calculates the lowest indication of perfusion index. In an embodiment, the processor utilizes both calculation techniques. In an embodiment, the processor is further configured to select the lowest indication of perfusion index as the resulting indication of perfusion index.

In an embodiment, a method of determining an indication of a physiological condition using data responsive to intensity signals acquired from a detector capable of detecting light attenuated by body tissue is disclosed. The method includes the steps of determining one or more indications of pulse information from data responsive to intensity signals acquired from a detector capable of detecting light attenuated by body tissue, determining a first indication of amplitude data for a single pulse based on the one or more indications of pulse information, determining a second indication of amplitude data for a plurality of pulses based on the one or more indications of pulse information, determining a final indication of amplitude data based on the first and second indications and outputting the final indication. In an embodiment, the amplitude data is used to determine an indication of perfusion. In an embodiment, determining a final indication includes selecting the lowest indication of amplitude from the first and second indications of amplitude. In an embodiment, determining a final indication includes averaging the first and second indications of amplitude. In an embodiment, determining a final indication is based on a statistical analysis of the first and second indications of amplitude. In an embodiment, the combination includes an averaged combination of pulses. In an embodiment, the combination includes a maximum and minimum amplitude of a plurality of pulses. In an embodiment, the combination includes a statistical combination of pulses.

For purposes of summarizing the disclosure, certain aspects, advantages and novel features of the disclosure have been described herein. Of course, it is to be understood that not necessarily all such aspects, advantages or features will be embodied in any particular embodiment of the disclosure.

BRIEF DESCRIPTION OF THE DRAWINGS

A general architecture that implements the various features of the disclosure will now be described with reference

to the drawings. The drawings and the associated descriptions are provided to illustrate embodiments of the disclosure and not to limit its scope.

FIG. 1 illustrates a graph showing an intensity “plethysmograph” oximetry waveform.

FIG. 2 illustrates a flow calculator capable of determining measurements for a perfusion index.

FIGS. 3A-3B illustrate patient monitors capable of calculating and displaying the measurements of FIG. 2.

FIG. 4 illustrates a simplified block diagram of a smoothed perfusion index generator, according to an embodiment of the disclosure.

FIG. 5 illustrates a flow chart of a smoothing process, according to an embodiment of the disclosure.

FIG. 6 illustrates another embodiment of a simplified block diagram of a smoothed perfusion index generator.

FIG. 7 illustrates a simplified block diagram of an embodiment of a PI determination system using multiple PI calculation techniques.

FIG. 8 illustrates a flow chart of a PI decision process, according to another embodiment of the disclosure.

DETAILED DESCRIPTION

FIG. 4 illustrates a simplified block diagram of a smoothed perfusion index generator 400, according to an embodiment of the disclosure. As shown, the generator 400 includes a flow calculator 402, a smoother 404 and optional indications of noise, including a measure of distortion 406, signal quality 408, and waveform quality 410. In an embodiment, a data signal 420 responsive to an intensity signal is input into the flow calculator 402, and a current value 422 of PI is calculated. A skilled artisan will recognize a number of calculations that can determine values of perfusion, including, for example, the foregoing ratio of the AC signal to the DC signal. The current value 422 of PI, which in an embodiment is subject to noise and distortion in the data signal 420, is input into the smoother 404, which reduces an error between the current value 422 of PI and actual perfusion conditions. For example, the smoother 404 may advantageously determine a baseline PI, and depending upon an indication of some or all of an amount of distortion, noise, signal quality, and/or waveform quality in the data signal 422, substitute or combine the baseline PI for or with the current value 422 to generate an output PI 430.

In an embodiment, the wavelength used to determine PI is in the infrared (IR) spectrum. IR wavelengths are more independent of saturation than are wavelengths in, for example, the Red (R) spectrum. As a result, when the saturation changes, the PI calculated from a R wavelength tends to vary greater than the PI calculated from a IR wavelength.

In an embodiment, the distortion signal 406 may comprise a Boolean value indicating whether the data signal 422 includes, for example, motion-induced noise. Although an artisan will recognize from the disclosure herein a number of methodologies for deriving the distortion signal 406, derivation of a Boolean distortion signal is disclosed in U.S. Pat. No. 6,606,511, incorporated herein by reference. Alternatively, or in addition to, the signal quality signal 408 may comprise a Boolean value indicating whether the data signal 422 meets various waveform criteria. Although an artisan will recognize from the disclosure herein a number of methodologies for deriving the signal quality signal 408, derivation of a Boolean distortion signal is disclosed in the '511 patent. Alternatively, or in addition to, a feature extractor 440 may advantageously produce waveform quality

outputs 410, indicative of waveform quality or waveform shape. Although an artisan will recognize from the disclosure herein a number of methodologies for deriving the waveform quality signal 410, derivation thereof is disclosed in the '065 patent.

Thus, the smoother 404 accepts one or more or different indicators of the quality of the data signal 420, and determines how to smooth the PI output to reduce errors between data trends and actual perfusion conditions. In an embodiment, the smoothing may advantageously comprise statistical weighting, other statistical combinations, or simply passing the PI 422 through to the output, depending upon one or more of the quality signals 406, 408, 410, or logical combinations thereof. In an embodiment, the smoother 404 selects the lowest PI value to pass to the output PI 422. This is because motion noise tends to increase PI, thus the lower PI value tends to be the more accurate value.

Upon the output of a smoothed PI measurement, a monitor may advantageously audibly and/or visually present the measurement to a caregiver, and when the measurement meets certain defined thresholds or behaviors, the monitor may advantageously audibly and/or visually alert the caregiver. In other embodiments, the monitor may communicate with other computing devices to alert the caregiver, may compare longer term trend data before alarming, or the like.

FIG. 5 illustrates a flow chart of a smoothing process 500, according to an embodiment of the disclosure. In block 502, data is acquired responsive to one or more of multiple channel intensity signals. In block 504, a determination is made whether distortion is present, whether signal quality is good, whether there is motion-induced-noise or the like. When acceptable noise levels exist, in block 506, the baseline PI becomes the current PI and in block 508, the baseline PI is output. However, when unacceptable signal quality or the like is detected, the current PI is compared to the baseline PI. When the current PI is smaller than the baseline PI, in block 506, the baseline PI becomes the current PI. However, when the current PI is greater than or equal to the baseline PI, the baseline PI is output in block 510. Thus, the smoothing process 500 determines when a baseline PI can be acquired in quality monitoring conditions, and then uses that baseline PI to avoid drift or other errors that may deteriorate the accuracy of the PI output. An artisan will recognize from the disclosure herein that the baseline PI could be reset periodically, some or all iterations, when other occurrences or measurements suggest a reinitialization, when various trends occur, or the like.

FIG. 6 illustrates another embodiment of a simplified block diagram of a smoothed perfusion index generator 600. As shown, the generator 600 includes a smoother 604 and optional indications of noise, including a measure of distortion 606, signal quality 608, waveform quality 610, and Pleth Feature Extractor similar to those described with respect to FIG. 4. In an embodiment, a data signal 620 responsive to an intensity signal is input into the PI Analyzer 602, and a PI value 422 is outputted for use by the smoother 604. In an embodiment, the PI Analyzer employs multiple different calculation techniques to determine a more accurate indication of PI. In an embodiment, based on the indications of distortion signal quality, waveform quality and/or other indications of signal quality, a specific calculation technique is used to determine a PI output value 622.

FIG. 7 illustrates a simplified block diagram of an embodiment of a PI determination system 700 using multiple PI calculation techniques. As shown, pleth data 720 is input into the system. The pleth data 720 is then routed to at least two different PI calculators 702, 704. In an embodi-

ment, more than two different types of calculation techniques can be used. The at least two PI calculators 702, 704 output PI indications for input into the PI selector 706. The PI selector 706 determines a PI value to output. In an embodiment, the PI selector chooses the lowest PI value. In general, the lower PI value should be the more accurate value, particularly in the presence of motion induced noise. This is because motion induced noise tends to raise PI values. In an embodiment, the PI selector 706 averages or otherwise analyzes the PI values using statistical modeling in order to determine a more accurate value of PI.

In an embodiment, one of the PI calculators 702, 704 determines a PI value based on pulse by pulse determination of PI, such as, for example, using the following PI formula as described above:

$$PI = (\lambda_{max} - \lambda_{min}) / \lambda_{DC}$$

In an embodiment, one of the PI calculators 702, 704 determines a PI value based on a fixed or variable interval of pleth data including more than one pulse, in effect calculating a bulk PI.

FIG. 8 illustrates a flow chart of a PI decision process 800, according to another embodiment of the disclosure. At block 802, the process 800 receives pleth data 802. The process then moves to block 804 where the process 800 calculates at least two different PI indications, such as, for example, as described with respect to FIG. 7. The process 800 then moves to block 806 where an indication of PI is determined based on the different calculations, again, such as, for example, as described with respect to FIG. 7. The process 800 then repeats itself for each PI value determination.

While the above perfusion index determination system has been described in certain embodiments herein, other embodiments of the present disclosure will be known to those of skill in the art from the descriptions herein. Moreover, the described embodiments have been presented by way of example only, and are not intended to limit the scope of the disclosure. Moreover, those of skill in the art understand that information and signals can be represented using a variety of different technologies and techniques. For example, data, instructions, commands, information, signals, bits, symbols, and chips that can be referenced throughout the above description may be represented by voltages, currents, electromagnetic waves, magnetic fields or particles, optical fields or particles, or any combination thereof.

Those of skill in the art further appreciate that the various illustrative logical blocks, modules, circuits, and algorithm steps described in connection with the embodiments disclosed herein can be implemented as electronic hardware, computer software, or combinations of both. To illustrate this interchangeability of hardware and software, various illustrative components, blocks, modules, circuits, and steps have been described above generally in terms of their functionality. Whether such functionality is implemented as hardware or software depends upon the particular application and design constraints imposed on the overall system. Skilled artisans can implement the described functionality in varying ways for each particular application, but such implementation decisions should not be interpreted as causing a departure from the scope of the present disclosure.

The various illustrative logical blocks, modules, and circuits described in connection with the embodiments disclosed herein can be implemented or performed with a general purpose processor, a digital signal processor (DSP), an application specific integrated circuit (ASIC), a field programmable gate array (FPGA) or other programmable logic device, discrete gate or transistor logic, discrete hard-

ware components, or any combination thereof designed to perform the functions described herein. A general purpose processor can be a microprocessor, but in the alternative, the processor can be any conventional processor, controller, microcontroller, or state machine. A processor can also be implemented as a combination of computing devices, e.g., a combination of a DSP and a microprocessor, a plurality of microprocessors, one or more microprocessors in conjunction with a DSP core, or any other such configuration.

The steps of a method or algorithm described in connection with the embodiments disclosed herein can be embodied directly in hardware, in a software module executed by a processor, or in a combination of the two. A software module can reside in RAM memory, flash memory, ROM memory, EPROM memory, EEPROM memory, registers, hard disk, a removable disk, a CD-ROM, or other form of storage medium known in the art. A storage medium is coupled to the processor, such that the processor can read information from, and write information to, the storage medium. In the alternative, the storage medium can be integral to the processor. The processor and the storage medium can reside in an ASIC. The ASIC can reside in a user terminal, physiological monitor and/or sensor. The processor and the storage medium can reside as discrete components in a user terminal, physiological monitor and/or sensor.

Although the foregoing disclosure has been described in terms of certain preferred embodiments, other embodiments will be apparent to those of ordinary skill in the art from the disclosure herein. Additionally, other combinations, omissions, substitutions and modifications will be apparent to the skilled artisan in view of the disclosure herein. Moreover, it is contemplated that various aspects and features of the disclosure described can be practiced separately, combined together, or substituted for one another, and that a variety of combination and subcombinations of the features and aspects can be made and still fall within the scope of the disclosure. Furthermore, the systems described above need not include all of the modules and functions described in the preferred embodiments. Accordingly, the present disclosure is not intended to be limited by the recitation of the preferred embodiments, but is to be defined by reference to the appended claims.

Additionally, all publications, patents, and patent applications mentioned in this specification are herein incorporated by reference to the same extent as if each individual publication, patent, or patent application was specifically and individually indicated to be incorporated by reference.

What is claimed is:

1. A method of determining an indication of perfusion index in a patient monitor, the method comprising:
 - receiving pleth data;
 - calculating at least two indications of perfusion index using at least two different calculation techniques; and
 - determining a final indication of perfusion index based on the at least two indications of perfusion index, the final indication determined based on the signal quality, the lowest determined value of the at least two indications of perfusion index, an average of the at least two indications of perfusion index and a statistically analysis of the at least two indications of perfusion index.
2. An oximeter comprising:
 - an input capable of receiving intensity signal data responsive to intensity signals acquired from a detector capable of detecting light attenuated by body tissue, a

9

- first calculation calculator configured to calculate a first indication of perfusion index using a first calculation technique;
- a second calculator configured to calculate a second indication of perfusion index using a second calculation technique; and
- a processor configured to utilize the first and second calculators to determine a resulting indication of perfusion index, the resulting indication of perfusion determined based on a signal quality indication and values of the first and second indications; wherein the processor is configured to determine the resulting indication by using the signal quality indication to determine whether to select a lowest value of the first or second indication, averaging the first and second indications, and statistically analyzing the first and second indications.
3. The oximeter of claim 2, wherein the processor is further configured to select the lowest indication of perfusion index as the resulting indication of perfusion index.
4. A method of determining an indication of a physiological condition using data responsive to intensity signals acquired from a detector capable of detecting light attenuated by body tissue, the method comprising:

10

- determining one or more indications of pulse information from data responsive to intensity signals acquired from a detector capable of detecting light attenuated by body tissue;
- determining a first indication of amplitude data for a pulse based on the one or more indications of pulse information;
- determining a second indication of amplitude data for a combination of pulses based on the one or more indications of pulse information;
- determining a final indication of amplitude data based on the first and second indications, wherein the determining a final indication comprises using, based on a signal quality indication, the amplitude data, selecting a lowest indication of amplitude from the first and second indications, averaging the first and second indications of amplitude, using a statistical analysis of the first and second indications of amplitude, and a statistical analysis of the first and second indications of amplitude; and outputting the final indication as an indication of perfusion index.
5. The method of claim 4, wherein the combination comprises a maximum and minimum amplitude of a plurality of pulses.
6. The method of claim 4, wherein the combination comprises a statistical combination of pulses.

* * * * *

专利名称(译)	灌注指数更平滑		
公开(公告)号	US10194847	公开(公告)日	2019-02-05
申请号	US14/658528	申请日	2015-03-16
[标]申请(专利权)人(译)	梅西莫股份有限公司		
申请(专利权)人(译)	Masimo公司		
当前申请(专利权)人(译)	Masimo公司		
[标]发明人	AL ALI AMMAR		
发明人	AL-ALI, AMMAR		
IPC分类号	A61B5/1455 A61B5/026 A61B5/0205 A61B5/0295 A61B5/00		
CPC分类号	A61B5/14552 A61B5/0205 A61B5/0261 A61B5/14551 A61B5/7278 A61B5/7282 A61B5/0295 A61B5/7207		
优先权	60/851346 2006-10-12 US		
其他公开文献	US20150245794A1		
外部链接	Espacenet		

摘要(译)

本公开的实施例寻求通过使用基线灌注指数测量和/或通过多个PI计算来平滑灌注指数测量。基线灌注指数测量的组合减少了计算的PI测量值与实际条件之间的误差。

