



US 20200060544A1

(19) **United States**

(12) **Patent Application Publication**
Ross

(10) **Pub. No.: US 2020/0060544 A1**

(43) **Pub. Date: Feb. 27, 2020**

(54) **HEAD-WORN REMOTE INFORMATICS SYSTEM**

Publication Classification

(71) Applicant: **First-Light USA, LLC**, Seymour, IL (US)

(51) **Int. Cl.**
A61B 5/00 (2006.01)
A42B 3/14 (2006.01)
G16H 40/67 (2006.01)

(72) Inventor: **Jeremy B. Ross**, Monticello, IL (US)

(52) **U.S. Cl.**
CPC *A61B 5/0022* (2013.01); *A42B 3/142* (2013.01); *A61B 2562/0219* (2013.01); *G16H 40/67* (2018.01); *A61B 5/6803* (2013.01)

(21) Appl. No.: **16/537,992**

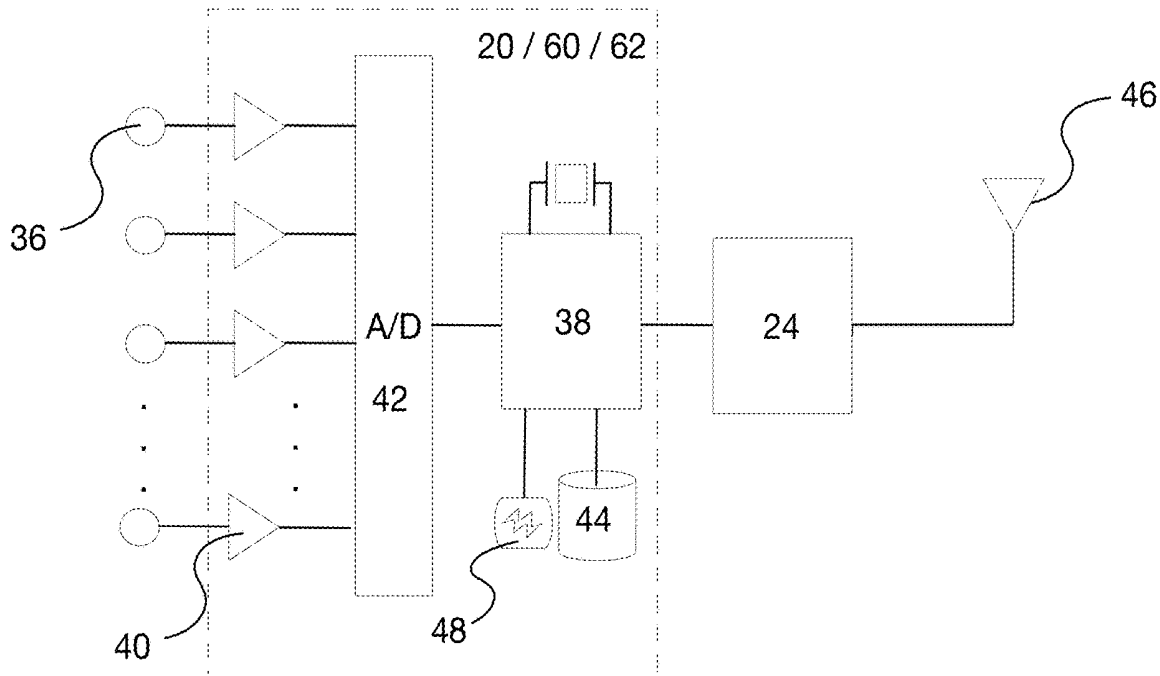
(22) Filed: **Aug. 12, 2019**

(57) **ABSTRACT**

Related U.S. Application Data

(60) Provisional application No. 62/721,158, filed on Aug. 22, 2018.

An informatics system that can be head-worn under a helmet and used to provide a wearer's vital statistics and other information to a remote monitoring station, for example in connection with pre-hospital emergency care.



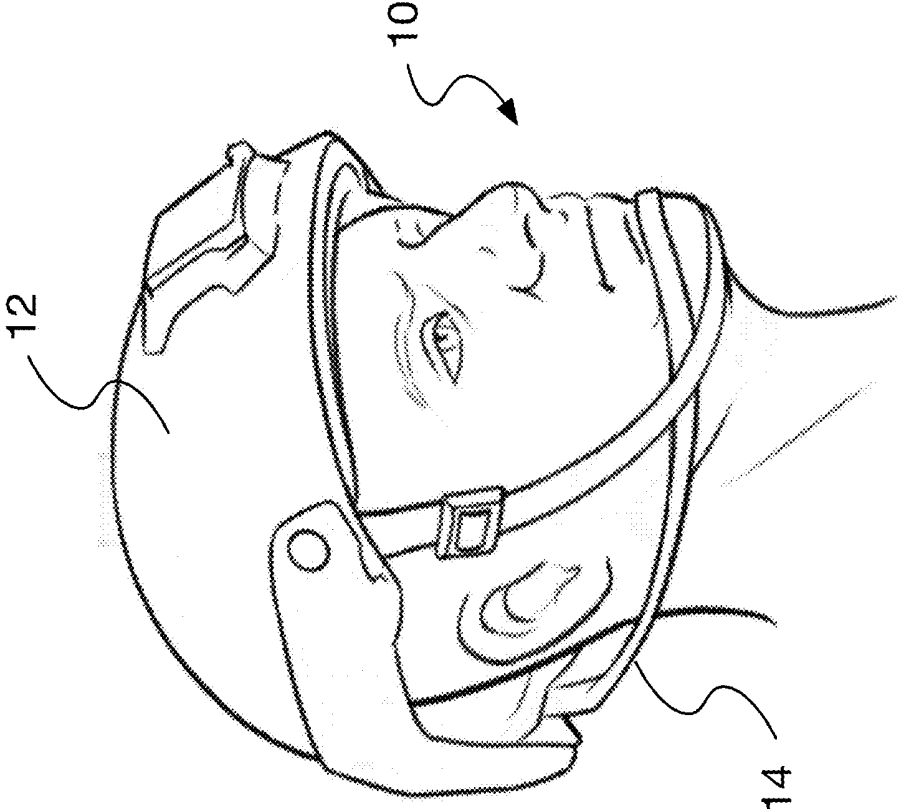


FIG. 1

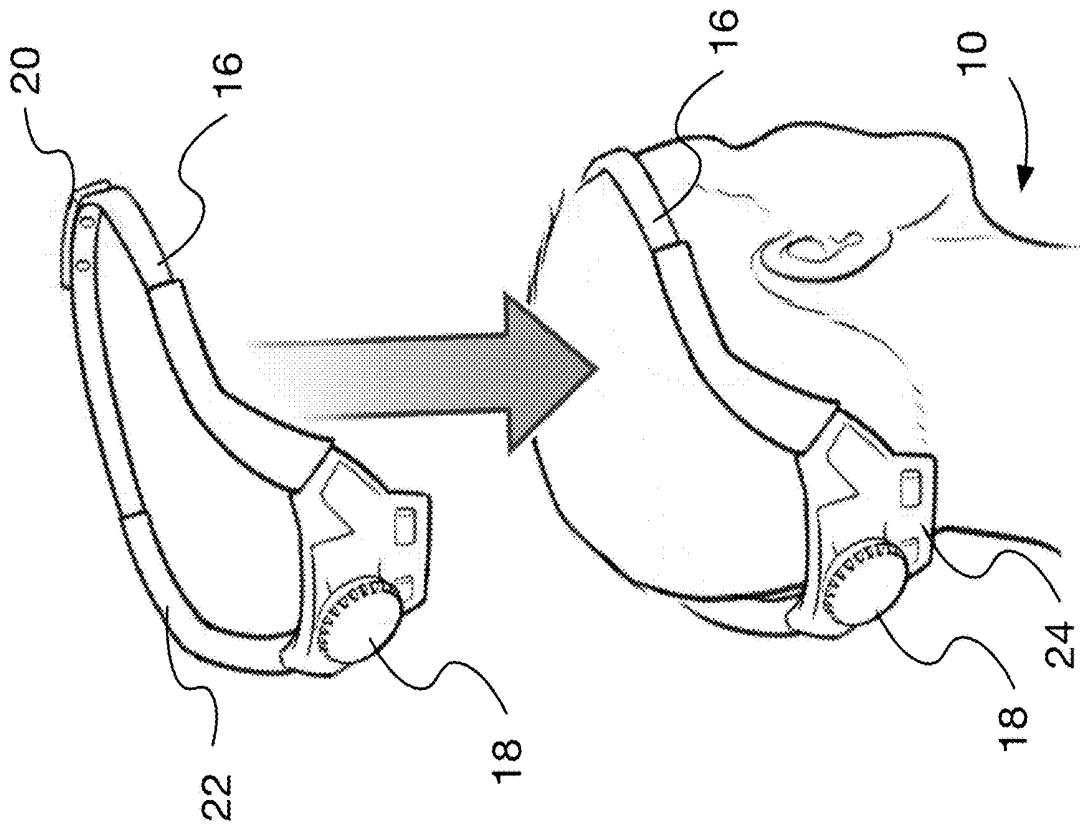


FIG. 3

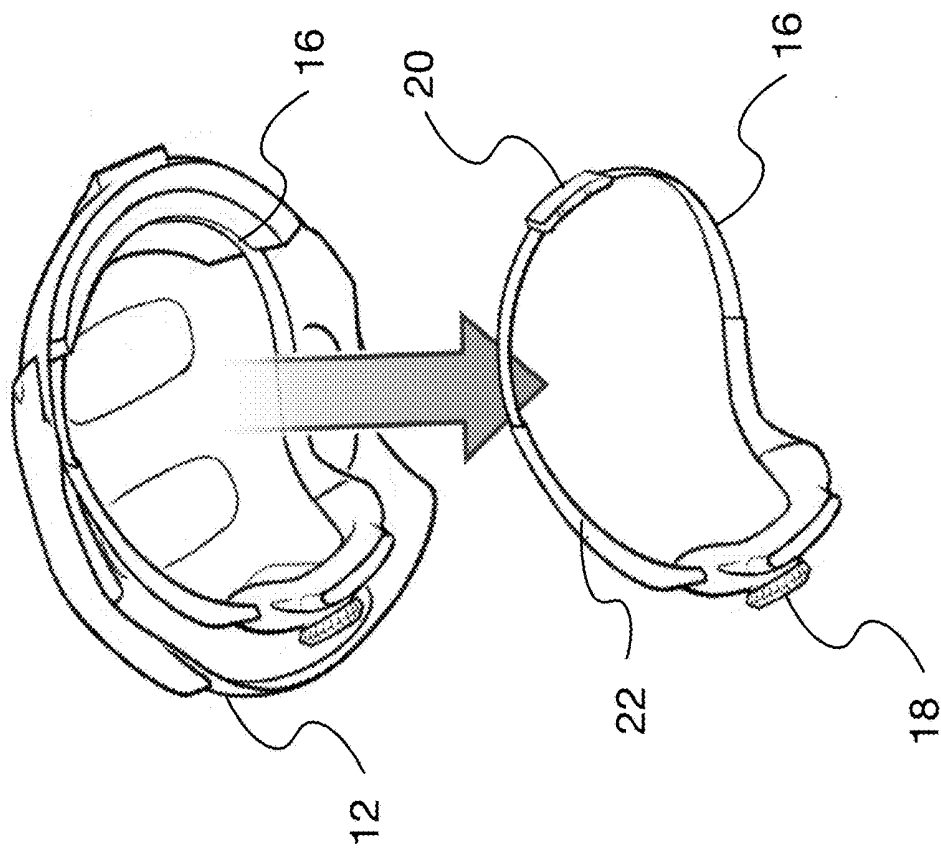


FIG. 2

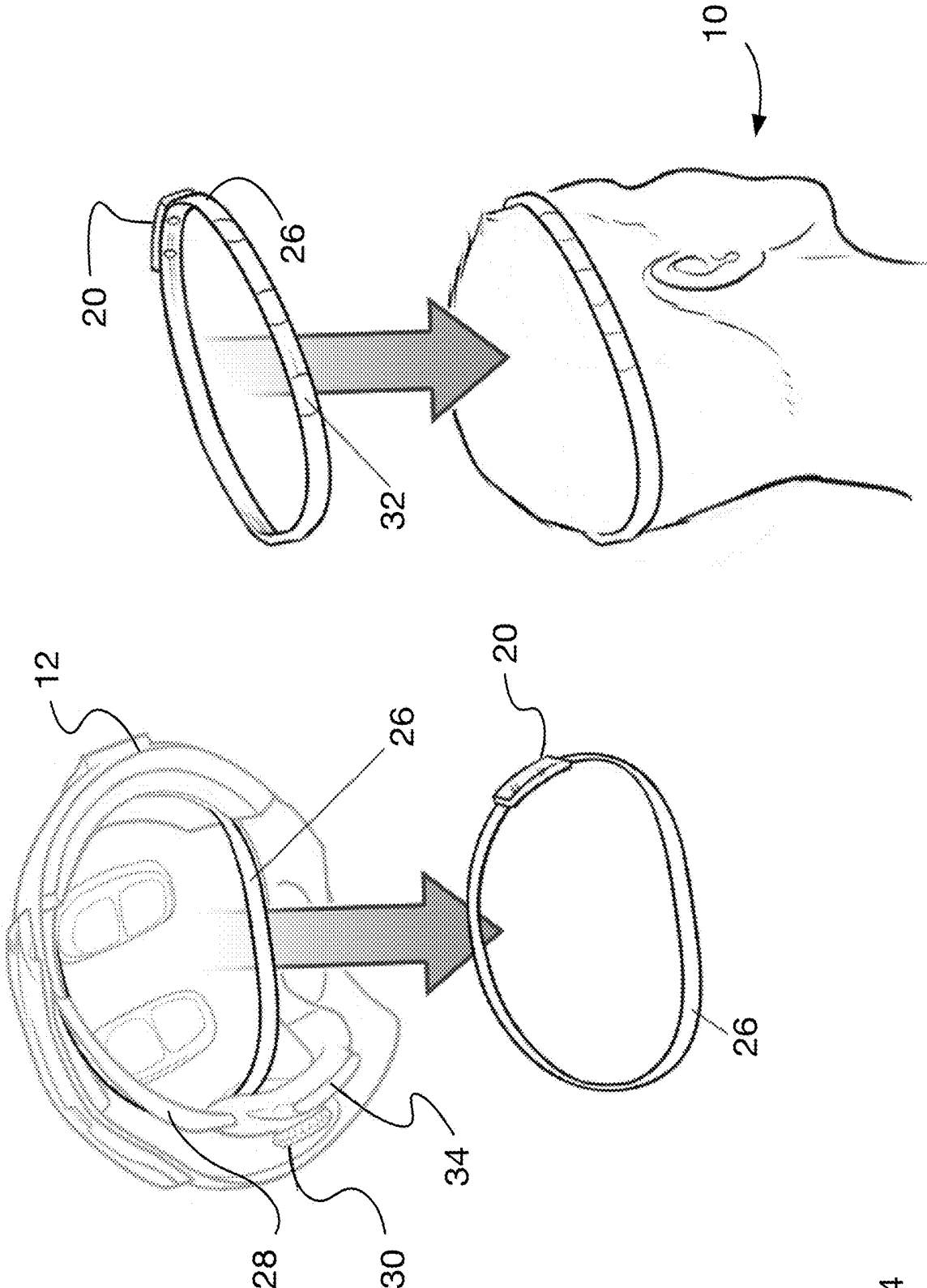


FIG. 4

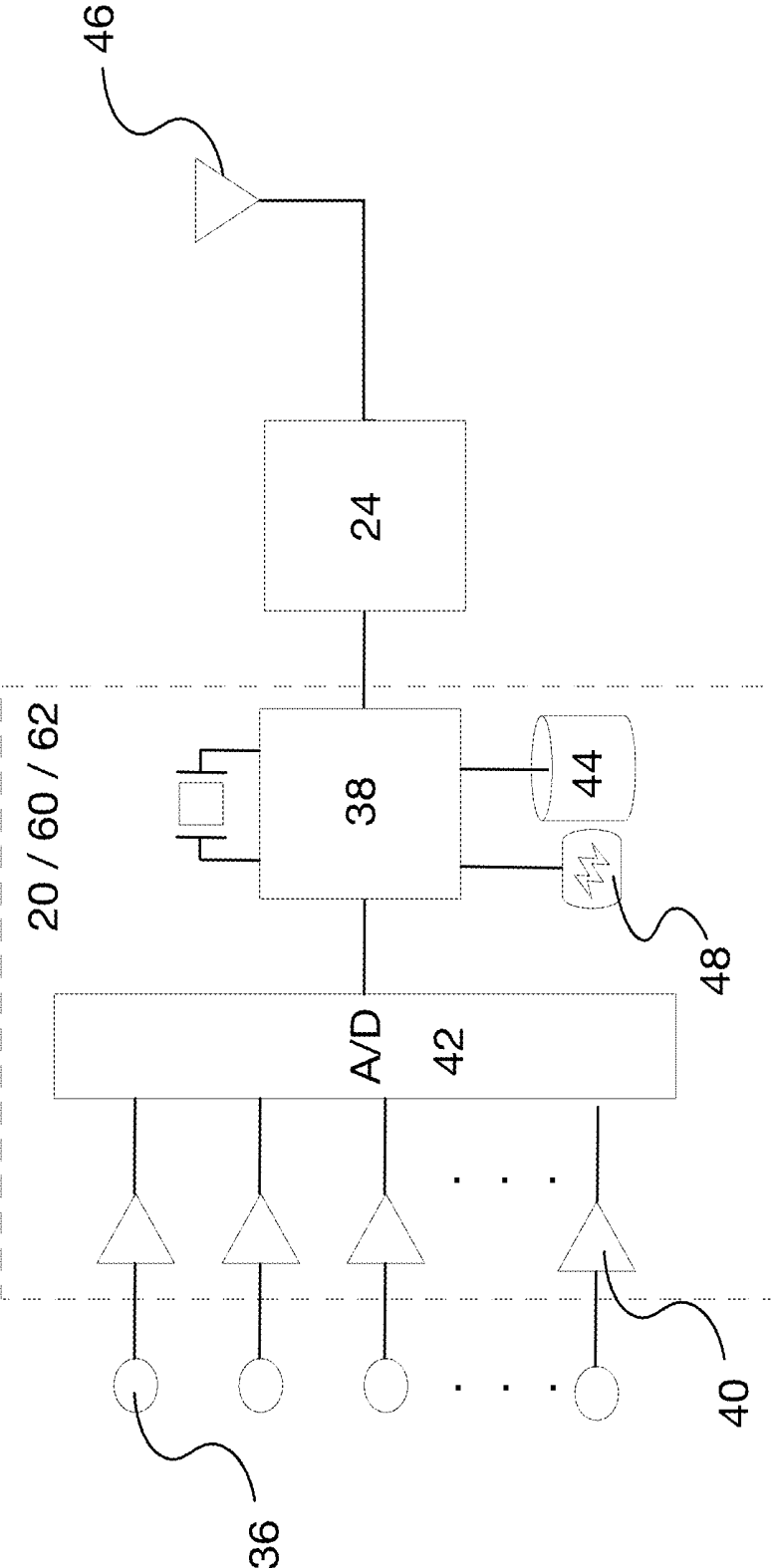


FIG. 5

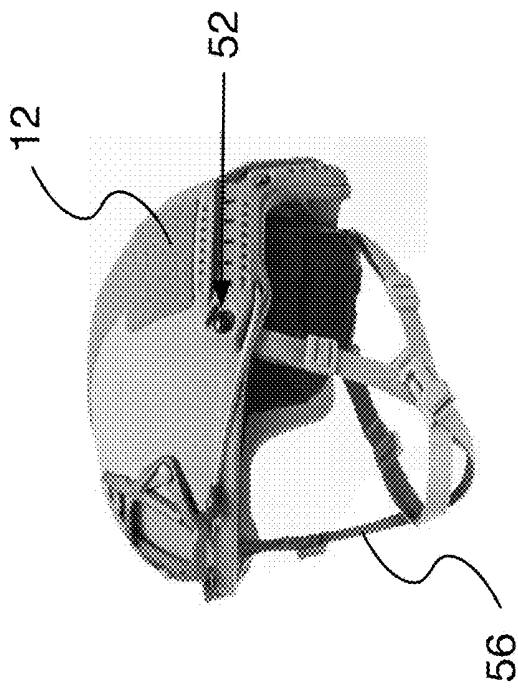


FIG. 6A

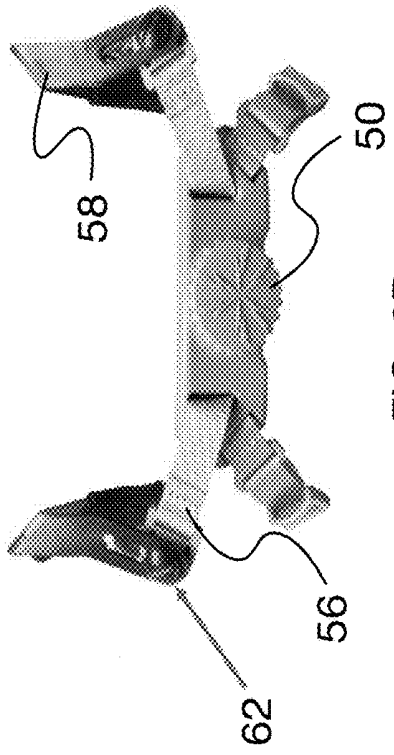


FIG. 6B

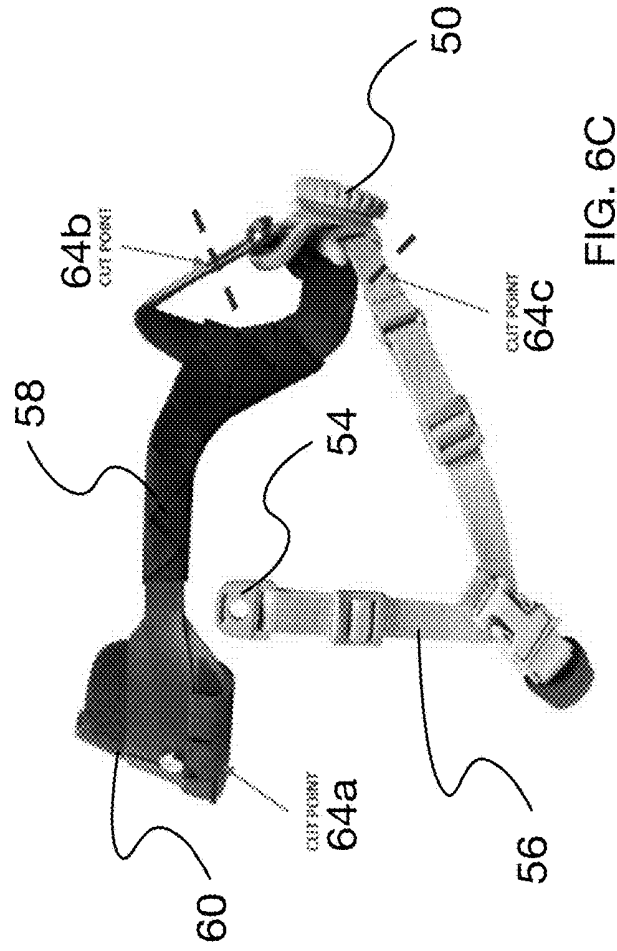


FIG. 6C



FIG. 6D

HEAD-WORN REMOTE INFORMATICS SYSTEM

RELATED APPLICATIONS

[0001] This is a Nonprovisional of, claims priority to, and incorporates by reference U.S. Provisional Application No. 62/721,158, filed Aug. 22, 2018.

FIELD OF THE INVENTION

[0002] The present invention provides an informatics system that can be head-worn under a helmet and used to provide a wearer's vital statistics and other information to a remote monitoring station, for example in connection with pre-hospital emergency care.

BACKGROUND

[0003] von Rosenberg et al. reported on the need for rapid assessment of injuries, and especially head traumas, following road-traffic accidents and proposed an integrated system for monitoring cardiac activity as well as brain function inside of a motorcycle helmet. von Rosenberg, W. et al., "Smart Helmet: Monitoring Brain, Cardiac and Respiratory Activity," Conf. Proc. IEEE Eng. Med. Biol. Soc. 2015, pp. 1829-32 (2015). The proposed monitoring device included electrodes sewn in the helmet's lining at locations where they would come into contact with the wearer's skin when the helmet was worn. While such an arrangement allows for extracting vital signs and other information from an individual whilst the helmet is being worn, removal of the helmet results in loss of monitoring capability.

SUMMARY OF THE INVENTION

[0004] In various embodiments, an informatics system configured in accordance with the present invention is head-worn under a helmet and is operable to provide a wearer's vital statistics and other information to a remote monitoring station, for example in connection with pre-hospital emergency care. In one embodiment, the informatics system is included within or mounted to a harness that remains on a wearer's head after the helmet is removed. Thus, monitoring of the wearer's vital signs and other biometric information and telemetry are not interrupted by removal of the helmet.

[0005] In one embodiment, the informatics system includes a sensor package configured for monitoring of a wearer's vital statistics and a telemetry transmitter for transmitting a record of the wearer's vital statistics to a remote monitoring location. The informatics system is integrated within a helmet retention system that is adapted to be removably secured to a helmet, and the sensor package may include one or more sensor pads configured to contact a wearer at one or more points on the wearer's body. In some instances, the sensor pads are coupled to provide electrical signal inputs to a processor of the informatics system, and the processor is configured to sample the signals from the sensor pads periodically and to transmit a record of the sampled signals to the remote monitoring location via the telemetry transmitter. The processor may also be configured to store a record of the sampled signals in a writable memory of the informatics system. Optionally, a power supply may be included within the helmet retention system, as may one or more accelerometers be so included and coupled to provide inputs to the processor.

[0006] A further embodiment of the invention provides a headband having a sensor arrangement configured for monitoring of a wearer's vital statistics. The sensor arrangement includes one or more sensor pads configured to contact a wearer at one or more points on the wearer's body. The sensor pads are coupled to provide electrical signal inputs to a processor of the sensor arrangement, and the processor is configured to sample the signals from the sensor pads periodically. The headband is wearable under a helmet such that removal of the helmet from the wearer will not cause removal of the sensor arrangement. In some cases, the headband is part of or is included in a helmet retention system adapted to be removably securable to the helmet, and the retention system may include a telemetry transmitter coupled to the processor. The helmet retention system may also include a power source for the sensor arrangement. Optionally, the sensor arrangement may include one or more accelerometers and/or writable memories coupled to the processor.

[0007] Another embodiment provides for a processor of a head-worn informatics system periodically sampling electrical signals provided by one or more sensor pads of the informatics system, which sensor pads are configured for electrophysiological monitoring of a wearer of the informatics system, and transmitting a record of the sampled signals to a monitoring facility remote from the informatics system via a telemetry transmitter of the informatics system, wherein even after subsequent removal of a helmet from the wearer, the processor continues to sample the electrical signals and transmit the record of the sampled signals to the monitoring facility. Removal of the helmet does not cause removal of the head-worn informatics system from the wearer. For example, removal of the helmet does not cause removal of a helmet retention system in which the head-worn informatics system is integrated from the wearer, nor does it cause removal of sensor package of the head-worn informatics system from the wearer, nor does it cause removal of a headband in which the sensor pads of the head-worn informatics system are integrated from the wearer.

[0008] Prior to removal of the helmet from the wearer of the head-worn informatics system, a primary power source may be dissociated from the head-worn informatics system, and the head-worn informatic system may then revert to using a secondary power source. Subsequent to removal of the helmet from the wearer of the head-worn informatics system and the head-worn informatic system reverting to using a secondary power source, primary power may be restored to the head-worn informatics system from a transportable power supply.

[0009] In addition to transmitting the record of the sampled signals, that record may also be stored in a memory of the head-worn informatics system. Also, inputs concerning rapid accelerations and/or decelerations of the wearer's head may be provided to a processor of the head-worn informatics system from one or more accelerometers of the head-worn informatics system.

BRIEF DESCRIPTION OF THE DRAWINGS

[0010] The present invention is illustrated by way of example, and not limitation, in the figures of the accompanying drawings, in which:

[0011] FIG. 1 illustrates an individual wearing a helmet under which a sensor package configured in accordance with embodiments of the present invention may be worn.

[0012] FIG. 2 shows an underside view of the helmet illustrated in FIG. 1, exposing a portion of a retention system in the form of a headband that is outfitted with a sensor package configured in accordance with embodiments of the present invention.

[0013] FIG. 3 illustrates how the headband section of the retention system shown in FIG. 2 fits over the wearer's head.

[0014] FIG. 4 shows an alternative embodiment in which a sensor package configured in accordance with embodiments of the present invention is mounted to an elastic or other sizeable strap that is wearable about an individual's head under a helmet.

[0015] FIG. 5 shows details of sensor packages that may be included in a retention system of a helmet and/or headband wearable under a helmet in accordance with embodiments of the present invention.

[0016] FIGS. 6A-6D illustrate yet a further embodiment, in which a helmet has an associated retention system that includes a plurality of straps, a headband arrangement that accommodates a sensor package configured in accordance with embodiments of the present invention secured to an interior of the helmet, and an associated ratchet tensioning system.

DETAILED DESCRIPTION

[0017] Described herein is an informatics system that can be head-worn under a helmet and used to provide a wearer's vital statistics and other information to a remote monitoring station, for example in connection with pre-hospital emergency care. In one embodiment, the informatics system is included within or mounted to a harness that remains on a wearer's head after the helmet is removed. Thus, monitoring of the wearer's vital signs and other biometric information and telemetry are not interrupted by removal of the helmet.

[0018] FIG. 1 illustrates an individual 10 wearing a helmet 12. The helmet is secured to the individual's head by means of a retention system 14. In this example, the retention system includes a plurality of straps that pass across the wearer's chin, either directly or with a chin guard, allowing the helmet to be positioned squarely on the wearer's head with the front of the helmet protecting the wearer's forehead and the back of the helmet positioned approximately adjacent the nape of the wearer's neck. The straps of the retention system are adjusted, typically using a ratchet system and/or one or more buckles, so that the helmet sits squarely and securely on the wearer's head with the straps just below and in front of the ears.

[0019] FIG. 2 shows an underside view of helmet 12 exposing a portion of the retention system 14 in the form of a headband 16. For clarity, the straps are not shown in this view. The straps may be removable from the retention system 14. FIG. 3 illustrates how the headband section 16 of the retention system 14 fits over the wearer's head.

[0020] As illustrated in these views, headband 16 is fitted over the wearer's head and sized using the dial/ratchet adjustment mechanism 18 located at the back of the headband. When headband 16 is secured within helmet 12, for example using snaps, hook and loop, or other fastening means, adjusting the fit of headband 16 using the ratchet will thus secure the helmet to the wearer's head. However, because the headband 16 is only removably secured within

the helmet 12, the helmet 12 can be taken off of the wearer's head while leaving the headband 16 in place (as shown in FIG. 3). Headband 16 includes a sensor package 20 that allows for monitoring of the wearer's vital statistics. A power source and telemetry transmitter 24 may be included in headband 16 and attached to the sensor package via one or more wire leads 22. Thus, even with the helmet removed, the sensor package 20 can continue to relay information concerning the wearer's vital statistics and other monitored biometrics via the telemetry transmitter, because headband 16 remains attached to the wearer.

[0021] FIG. 4 shows an alternative embodiment in which the sensor package 20 is mounted to an elastic or other sizeable strap 26 that is fittable about the wearer's head. In this embodiment, the strap 26 is not part of the helmet retention system per se, but instead is separately secured to an existing helmet retention system 28 associated with helmet 12. The helmet retention system 28 may include a ratchet/dial-like adjustment means 30 and the strap 26 may be secured to a harness portion of the helmet retention system using hook and loop fasteners 32, snaps, or other fastening means. Strap 26 includes integral wire leads (not shown in these views) that electrically connect sensor package 20 to a power source and telemetry transmitter 34 in the helmet retention system. In this embodiment, the strap 26 and sensor package may be temporarily removed from a wearer's head when the helmet is removed, quickly detached from the helmet retention system, and then replaced on the wearer's head. Although this will entail a brief period of time when the wearer's vital statistics, etc. are not being monitored through the sensor package, it nevertheless provides an effective means for near-continuous provision of same and effective pre-hospital emergency care monitoring.

[0022] Yet a further embodiment is illustrated in FIGS. 6A-6C. In this example, a helmet 12 has an associated retention system that includes a plurality of straps (e.g., chin straps) 56, a headband arrangement 58 that is secured to an interior of the helmet, and an associated ratchet tensioning means 50. The straps are secured near the temple portion of helmet 12 by bolts 52 which pass through eyelets 54. By adjusting the ratchet 50, the headband arrangement 58 and/or the straps 56 are tightened or loosened, thereby fitting the helmet to the wearer's head. In accordance with the present invention, sensor arrangements 60, 62 are included in portions of the headband arrangement, for example near the forehead and behind the ears of the wearer. As with the above-described embodiments, a power source and telemetry transmitter may be included in headband arrangement and/or the ratchet tensioning means and attached to the sensor package(s) via one or more wire leads.

[0023] In this example, the helmet may be removed while leaving the headband arrangement and sensor package(s) in place by physically cutting the helmet off of the wearer at one or more points 64a-64c. For example, the headband arrangement may be severed at a cut point 64a near the forehead and at a cut point 64b behind the ears of the wearer. Straps 56 may be severed at a cut point 64c behind the head of the wearer, allowing the helmet to be fully removed. In this way, removal of the helmet will not cause removal of the sensor arrangement(s). Alternatively, one or more of the headband arrangement and/or straps may be fitted with quick release buckles 66 (see FIG. 6D), pins, or other arrangement, to allow for removal of the helmet without the need to cut the straps, etc.

[0024] As illustrated in FIG. 5, the sensor package(s) 20, 60, 62, included in the above-described embodiments may be electrically coupled to one or more sensor pads 36 constructed of conductive fabric that contact the wearer at the forehead and elsewhere (e.g., the nape of the neck, the temples, etc.). One or more of the sensor pads may be integrated in the headband 16, 58. Alternatively, or in addition, sensor pads may be included in a plurality of straps to be positioned over the head of the wearer or in a cap-like garment worn under the helmet. This would allow for additional sensor readings for electrophysiological or other noninvasive monitoring of the wearer.

[0025] The sensor pads 36 and associated electronics may allow for detection of electrical signals in the manner described by von Rosenberg et al. For example, the sensor pads may be attached by electrical leads to a processor 38, e.g., via associated amplifiers 40, analog-to-digital converter 42, etc., which samples the signals from the sensor pads periodically. A record of the sampled signals may be stored locally at the helmet, e.g., in a suitable writable memory 44 such as a flash memory, and also may be transmitted to a remote monitoring location via the telemetry transmitter 24 and an associated antenna 46. Alternatively, the telemetry may be transmitted only when the transmitter is activated, e.g., by an on-scene paramedic, or by the wearer him/herself. Upon command, any stored samples may be similarly transmitted so that a history of the wearer's biometric and vital signs can be analyzed by a physician or other person at the remote monitoring station.

[0026] In some embodiments, the sensor package 20 may also include one or more accelerometers 48 which provide inputs to processor 38 concerning rapid accelerations/decelerations of the wearer's head. Such measurements may be important when assessing possible traumatic brain injuries, cervical spinal injuries, and the like.

[0027] Although not shown in this view, a power source for the electronics is provided and may be housed within the retention system or located external thereto (e.g., worn on a vest or pack). In some cases, a primary power source may be located external to the other components of the system and a secondary power source provided integral thereto. This would allow the primary power source to be decoupled from the system, which would then revert to using the secondary power source (e.g., a small battery or the like), at least temporarily. This would allow for continuous monitoring of the biometric and vital signs and provision of related telemetry. Primary power may later be restored by an attending medic using a transportable power supply. To facilitate this operation, the system may be provided with one or more ports allowing connection of different forms of power supplies.

[0028] Importantly, in embodiments of the invention, removal of the helmet does not dissociate the sensor pads and associated electronics from the wearer permanently. Thus, recording and telemetry of the wearer's vital statistics and other biometric information, e.g., via the sensor pads, does not stop when the helmet is removed.

What is claimed is:

1. An informatics system, comprising a sensor package configured for monitoring of a wearer's vital statistics and a telemetry transmitter for transmitting a record of the wearer's vital statistics to a remote monitoring location, said informatics system integrated within a helmet retention system that is adapted to be removably secured to a helmet.

2. The informatics system of claim 1, wherein the sensor package comprises one or more sensor pads configured to contact a wearer at one or more points on the wearer's body, the sensor pads coupled to provide electrical signal inputs to a processor of the informatics system, which processor is configured to sample the signals from the sensor pads periodically and to transmit a record of the sampled signals to the remote monitoring location via the telemetry transmitter.

3. The informatics system of claim 2, wherein said processor is further configured to store a record of the sampled signals in a writable memory of the informatics system.

4. The informatics system of claim 2, further comprising a power supply included within the helmet retention system.

5. The informatics system of claim 2, further comprising an accelerometer coupled to provide an input to said processor.

6. A headband comprising a sensor arrangement configured for monitoring of a wearer's vital statistics, said sensor arrangement including one or more sensor pads configured to contact a wearer at one or more points on the wearer's body, the sensor pads coupled to provide electrical signal inputs to a processor of the sensor arrangement that is configured to sample the signals from the sensor pads periodically, said headband wearable under a helmet such that removal of the helmet from the wearer will not cause removal of the sensor arrangement.

7. The headband of claim 6, wherein the headband comprises a helmet retention system adapted to be removably securable to said helmet.

8. The headband of claim 7, wherein the helmet retention system includes a telemetry transmitter coupled to the processor.

9. The headband of claim 8, wherein the helmet retention system includes a power source for said sensor arrangement.

10. The headband of claim 7, wherein the sensor arrangement includes an accelerometer coupled to the processor.

11. The headband of claim 7, wherein the sensor arrangement includes a writable memory coupled to the processor.

12. A method, comprising periodically sampling, by a processor of a head-worn informatics system, electrical signals provided by one or more sensor pads of the informatics system, said sensor pads configured for electrophysiological monitoring of a wearer of the informatics system, transmitting a record of the sampled signals to a monitoring facility remote from the informatics system via a telemetry transmitter of the informatics system, and continuing to sample the electrical signals and transmit the record of the sampled signals to the monitoring facility subsequent to removal of a helmet from the wearer.

13. The method of claim 12, wherein removal of the helmet from the wearer of the head-worn informatics system does not cause removal of the head-worn informatics system from the wearer.

14. The method of claim 12, wherein removal of the helmet from the wearer of the head-worn informatics system does not cause removal of a helmet retention system in which the head-worn informatics system is integrated from the wearer.

15. The method of claim 12, wherein removal of the helmet from the wearer of the head-worn informatics system does not cause removal of sensor package of the head-worn informatics system from the wearer.

16. The method of claim 12, wherein removal of the helmet from the wearer of the head-worn informatics system does not cause removal of a headband in which the sensor pads of the head-worn informatics system are integrated from the wearer.

17. The method of claim 12, wherein prior to removal of the helmet from the wearer of the head-worn informatics system, dissociating the head-worn informatics system from a primary power source, and the head-worn informatic system reverting to using a secondary power source.

18. The method of claim 17, wherein subsequent to removal of the helmet from the wearer of the head-worn informatics system and the head-worn informatic system reverting to using a secondary power source, restoring primary power to the head-worn informatics system from a transportable power supply.

19. The method of claim 12, further comprising storing the record of the sampled signals in a memory of the head-worn informatics system.

20. The method of claim 12, further comprising providing inputs concerning rapid accelerations/decelerations of the wearer's head to a processor of the head-worn informatics system from one or more accelerometers of the head-worn informatics system.

* * * * *

专利名称(译)	头戴式远程信息系统		
公开(公告)号	US20200060544A1	公开(公告)日	2020-02-27
申请号	US16/537992	申请日	2019-08-12
[标]申请(专利权)人(译)	第一道曙光美国		
申请(专利权)人(译)	FIRST-LIGHT USA , LLC		
当前申请(专利权)人(译)	FIRST-LIGHT USA , LLC		
[标]发明人	ROSS JEREMY B		
发明人	ROSS, JEREMY B.		
IPC分类号	A61B5/00 A42B3/14 G16H40/67		
CPC分类号	A61B2562/0219 A61B5/0022 A61B5/6803 A42B3/142 G16H40/67 A42B3/0433 A42B3/046 A42B3/30 A61B5/0002		
优先权	62/721158 2018-08-22 US		
外部链接	Espacenet USPTO		

摘要(译)

可以戴在头盔上的信息系统，可用于向远程监控站提供佩戴者的生命统计数据和其他信息，例如与院前急救相关的信息。

