



US010568553B2

(12) **United States Patent**
O'Neil et al.

(10) **Patent No.: US 10,568,553 B2**
(45) **Date of Patent: Feb. 25, 2020**

(54) **SOFT BOOT PULSE OXIMETRY SENSOR**

A61B 5/14546; A61B 5/14551; A61B 5/0205; A61B 5/1455; G01D 5/268; G01J 1/0271; G01J 1/0437; G01J 1/0459; (Continued)

(71) Applicant: **Masimo Corporation**, Irvine, CA (US)

(72) Inventors: **Charles D. O'Neil**, Mission Viejo, CA (US); **Sujin Hwang**, Irvine, CA (US); **John Schmidt**, Lake Forest, CA (US)

(56) **References Cited**

U.S. PATENT DOCUMENTS

(73) Assignee: **Masimo Corporation**, Irvine, CA (US)

4,825,879 A * 5/1989 Tan A61B 5/02427 600/344

(*) Notice: Subject to any disclaimer, the term of this patent is extended or adjusted under 35 U.S.C. 154(b) by 431 days.

4,960,128 A 10/1990 Gordon et al. (Continued)

OTHER PUBLICATIONS

(21) Appl. No.: **15/017,217**

US 8,845,543 B2, 09/2014, Diab et al. (withdrawn) (Continued)

(22) Filed: **Feb. 5, 2016**

(65) **Prior Publication Data**

US 2016/0228043 A1 Aug. 11, 2016

Primary Examiner — Eric F Winakur
Assistant Examiner — Chu Chuan Liu
(74) *Attorney, Agent, or Firm* — Knobbe Martens Olson & Bear, LLP

Related U.S. Application Data

(60) Provisional application No. 62/113,279, filed on Feb. 6, 2015, provisional application No. 62/118,668, filed on Feb. 20, 2015.

(57) **ABSTRACT**

A reusable sensor is disclosed for producing a signal indicative of at least one physiological parameter of tissue. The sensor can include a sensor housing that has a distal opening, a wire lumen, and a proximal opening. The distal opening can include a lumen extending through the body of the sensor housing and the wire lumen can be located on the outside of the sensor housing. The sensor can also include a first component located on a top surface of the sensor housing and along the pathway of the wire lumen. The sensor can also include a second component located on the bottom surface of the sensor housing opposite of the first component. The second component can also be located along the pathway of the wire lumen. The sensor can also include a wire coaxially disposed within the wire lumen and connecting the first component and second component.

(51) **Int. Cl.**

A61B 5/1455 (2006.01)

A61B 5/00 (2006.01)

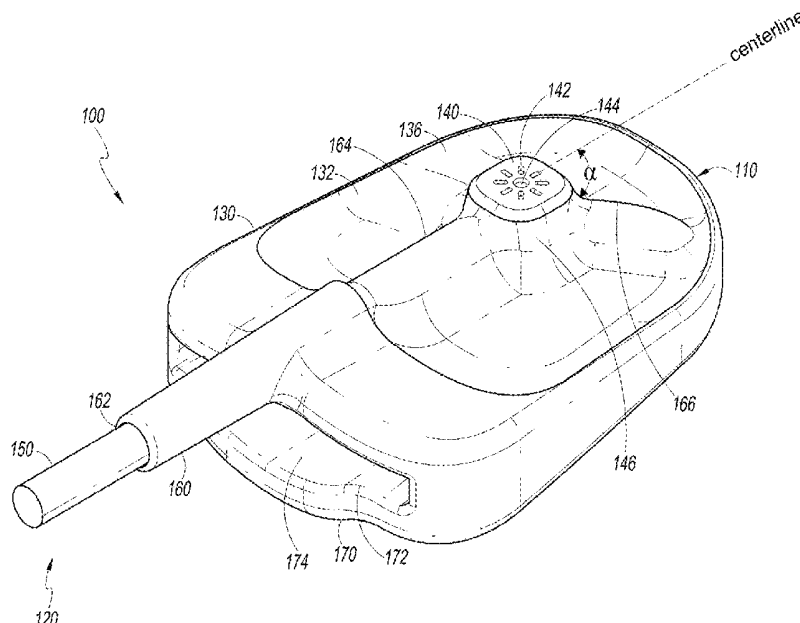
(52) **U.S. Cl.**

CPC **A61B 5/14552** (2013.01); **A61B 5/6826** (2013.01)

(58) **Field of Classification Search**

CPC . A61B 5/14552; A61B 5/6826; A61B 5/6838; A61B 5/02427; A61B 5/6829; A61B 2562/08; A61B 2562/12; A61B 5/02416; A61B 5/14532; A61B 5/6833; A61B 2560/0443; A61B 2562/222; A61B 46/10;

9 Claims, 12 Drawing Sheets



(58) **Field of Classification Search**

CPC ... G01J 1/08; G01J 1/4228; G01J 1/44; H01L
2224/49113; H01L 31/0203; H01L
31/0232; H01L 31/125; H01L 33/54;
H01L 33/58; H01R 2201/12; H01R
13/6683; H01R 23/10; H04B 10/071;
H05K 1/189
USPC 600/300-399
See application file for complete search history.

6,067,462 A 5/2000 Diab et al.
6,081,735 A 6/2000 Diab et al.
6,088,607 A 7/2000 Diab et al.
6,110,522 A 8/2000 Lepper, Jr. et al.
6,124,597 A 9/2000 Shehada
6,128,521 A 10/2000 Marro et al.
6,129,675 A 10/2000 Jay
6,144,868 A 11/2000 Parker
6,151,516 A 11/2000 Kiani-Azarbayjany et al.
6,152,754 A 11/2000 Gerhardt et al.
6,157,850 A 12/2000 Diab et al.
6,165,005 A 12/2000 Mills et al.

(56) **References Cited**

U.S. PATENT DOCUMENTS

4,964,408 A	10/1990	Hink et al.		6,236,872 B1	5/2001	Diab et al.	
5,041,187 A	8/1991	Hink et al.		6,241,683 B1	6/2001	Macklem et al.	
5,058,588 A *	10/1991	Kaestle	A61B 5/02416	6,253,097 B1	6/2001	Aronow et al.	
			356/41	6,256,523 B1	7/2001	Diab et al.	
5,069,213 A	12/1991	Polczynski		6,263,222 B1	7/2001	Diab et al.	
5,163,438 A	11/1992	Gordon et al.		6,278,522 B1	8/2001	Lepper, Jr. et al.	
5,217,012 A *	6/1993	Young	A61B 5/02427	6,280,213 B1	8/2001	Tobler et al.	
			356/41	6,285,896 B1	9/2001	Tobler et al.	
5,319,355 A	6/1994	Russek		6,301,493 B1	10/2001	Marro et al.	
5,337,744 A	8/1994	Branigan		6,308,089 B1	10/2001	von der Ruhr et al.	
5,341,805 A	8/1994	Stavridi et al.		6,317,627 B1	11/2001	Ennen et al.	
D353,195 S	12/1994	Savage et al.		6,321,100 B1	11/2001	Parker	
D353,196 S	12/1994	Savage et al.		6,325,761 B1	12/2001	Jay	
5,377,676 A	1/1995	Vari et al.		6,334,065 B1	12/2001	Al-Ali et al.	
D359,546 S	6/1995	Savage et al.		6,343,224 B1	1/2002	Parker	
5,431,170 A	7/1995	Mathews		6,349,228 B1	2/2002	Kiani et al.	
D361,840 S	8/1995	Savage et al.		6,360,114 B1	3/2002	Diab et al.	
D362,063 S	9/1995	Savage et al.		6,368,283 B1	4/2002	Xu et al.	
5,452,717 A	9/1995	Branigan et al.		6,371,921 B1	4/2002	Caro et al.	
D363,120 S	10/1995	Savage et al.		6,377,829 B1	4/2002	Al-Ali	
5,456,252 A	10/1995	Vari et al.		6,388,240 B2	5/2002	Schulz et al.	
5,479,934 A	1/1996	Imran		6,397,091 B2	5/2002	Diab et al.	
5,482,036 A	1/1996	Diab et al.		6,430,437 B1	8/2002	Marro	
5,490,505 A	2/1996	Diab et al.		6,430,525 B1	8/2002	Weber et al.	
5,494,043 A	2/1996	O'Sullivan et al.		6,463,311 B1	10/2002	Diab	
5,533,511 A	7/1996	Kaspari et al.		6,466,809 B1 *	10/2002	Riley	A61B 5/14552
5,534,851 A	7/1996	Russek					600/344
5,561,275 A	10/1996	Savage et al.		6,470,199 B1	10/2002	Kopotic et al.	
5,562,002 A	10/1996	Lalin		6,501,975 B2	12/2002	Diab et al.	
5,590,649 A	1/1997	Caro et al.		6,505,059 B1	1/2003	Kollias et al.	
5,602,924 A	2/1997	Durand et al.		6,515,273 B2	2/2003	Al-Ali	
5,632,272 A	5/1997	Diab et al.		6,519,487 B1	2/2003	Parker	
5,638,816 A	6/1997	Kiani-Azarbayjany et al.		6,525,386 B1	2/2003	Mills et al.	
5,638,818 A	6/1997	Diab et al.		6,526,300 B1	2/2003	Kiani et al.	
5,645,440 A	7/1997	Tobler et al.		6,541,756 B2 *	4/2003	Schulz	A61B 5/14552
5,685,299 A	11/1997	Diab et al.					250/221
D393,830 S	4/1998	Tobler et al.		6,542,764 B1	4/2003	Al-Ali et al.	
5,743,262 A	4/1998	Lepper, Jr. et al.		6,580,086 B1	6/2003	Schulz et al.	
5,758,644 A	6/1998	Diab et al.		6,584,336 B1	6/2003	Ali et al.	
5,760,910 A	6/1998	Lepper, Jr. et al.		6,595,316 B2	7/2003	Cybulski et al.	
5,769,785 A	6/1998	Diab et al.		6,597,932 B2	7/2003	Tian et al.	
5,776,059 A *	7/1998	Kaestle	A61B 5/14552	6,597,933 B2	7/2003	Kiani et al.	
			600/340	6,606,511 B1	8/2003	Ali et al.	
5,782,757 A	7/1998	Diab et al.		6,632,181 B2	10/2003	Flaherty et al.	
5,785,659 A	7/1998	Caro et al.		6,639,668 B1	10/2003	Trepagnier	
5,791,347 A	8/1998	Flaherty et al.		6,640,116 B2	10/2003	Diab	
5,810,734 A	9/1998	Caro et al.		6,643,530 B2	11/2003	Diab et al.	
5,823,950 A	10/1998	Diab et al.		6,650,917 B2	11/2003	Diab et al.	
5,830,131 A	11/1998	Caro et al.		6,654,624 B2	11/2003	Diab et al.	
5,833,618 A	11/1998	Caro et al.		6,658,276 B2	12/2003	Kiani et al.	
5,860,919 A	1/1999	Kiani-Azarbayjany et al.		6,661,161 B1	12/2003	Lanzo et al.	
5,890,929 A	4/1999	Mills et al.		6,671,531 B2	12/2003	Al-Ali et al.	
5,904,654 A	5/1999	Wohltmann et al.		6,678,543 B2	1/2004	Diab et al.	
5,919,134 A	7/1999	Diab		6,684,090 B2	1/2004	Ali et al.	
5,934,925 A	8/1999	Tobler et al.		6,684,091 B2	1/2004	Parker	
5,940,182 A	8/1999	Lepper, Jr. et al.		6,697,656 B1	2/2004	Al-Ali	
5,995,855 A	11/1999	Kiani et al.		6,697,657 B1	2/2004	Shehada et al.	
5,997,343 A	12/1999	Mills et al.		6,697,658 B2	2/2004	Al-Ali	
6,002,952 A	12/1999	Diab et al.		RE38,476 E	3/2004	Diab et al.	
6,011,986 A	1/2000	Diab et al.		6,699,194 B1	3/2004	Diab et al.	
6,027,452 A	2/2000	Flaherty et al.		6,714,804 B2	3/2004	Al-Ali et al.	
6,036,642 A	3/2000	Diab et al.		RE38,492 E	4/2004	Diab et al.	
6,045,509 A	4/2000	Caro et al.		6,721,582 B2	4/2004	Trepagnier et al.	

(56)

References Cited

U.S. PATENT DOCUMENTS

6,721,585	B1	4/2004	Parker	7,356,365	B2	4/2008	Schurman
6,725,075	B2	4/2004	Al-Ali	7,371,981	B2	5/2008	Abdul-Hafiz
6,728,560	B2	4/2004	Kollias et al.	7,373,193	B2	5/2008	Al-Ali et al.
6,735,459	B2	5/2004	Parker	7,373,194	B2	5/2008	Weber et al.
6,745,060	B2	6/2004	Diab et al.	7,376,453	B1	5/2008	Diab et al.
6,760,607	B2	7/2004	Al-Ali	7,377,794	B2	5/2008	Al Ali et al.
6,770,028	B1	8/2004	Ali et al.	7,377,899	B2	5/2008	Weber et al.
6,771,994	B2	8/2004	Kiani et al.	7,383,070	B2	6/2008	Diab et al.
6,792,300	B1	9/2004	Diab et al.	7,415,297	B2	8/2008	Al-Ali et al.
6,813,511	B2	11/2004	Diab et al.	7,428,432	B2	9/2008	Ali et al.
6,816,741	B2	11/2004	Diab	7,438,683	B2	10/2008	Al-Ali et al.
6,822,564	B2	11/2004	Al-Ali	7,440,787	B2	10/2008	Diab
6,826,419	B2	11/2004	Diab et al.	7,454,240	B2	11/2008	Diab et al.
6,830,711	B2	12/2004	Mills et al.	7,467,002	B2	12/2008	Weber et al.
6,850,787	B2	2/2005	Weber et al.	7,469,157	B2	12/2008	Diab et al.
6,850,788	B2	2/2005	Al-Ali	7,471,969	B2	12/2008	Diab et al.
6,852,083	B2	2/2005	Caro et al.	7,471,971	B2	12/2008	Diab et al.
6,861,639	B2	3/2005	Al-Ali	7,483,729	B2	1/2009	Al-Ali et al.
6,898,452	B2	5/2005	Al-Ali et al.	7,483,730	B2	1/2009	Diab et al.
6,920,345	B2	7/2005	Al-Ali et al.	7,489,958	B2	2/2009	Diab et al.
6,931,268	B1	8/2005	Kiani-Azarbayjany et al.	7,496,391	B2	2/2009	Diab et al.
6,934,570	B2	8/2005	Kiani et al.	7,496,393	B2	2/2009	Diab et al.
6,939,305	B2	9/2005	Flaherty et al.	D587,657	S	3/2009	Al-Ali et al.
6,943,348	B1	9/2005	Coffin, IV	7,499,741	B2	3/2009	Diab et al.
6,950,687	B2	9/2005	Al-Ali	7,499,835	B2	3/2009	Weber et al.
6,961,598	B2	11/2005	Diab	7,500,950	B2	3/2009	Al-Ali et al.
6,970,792	B1	11/2005	Diab	7,509,154	B2	3/2009	Diab et al.
6,979,812	B2	12/2005	Al-Ali	7,509,494	B2	3/2009	Al-Ali
6,985,764	B2	1/2006	Mason et al.	7,510,849	B2	3/2009	Schurman et al.
6,993,371	B2	1/2006	Kiani et al.	7,526,328	B2	4/2009	Diab et al.
6,996,427	B2	2/2006	Ali et al.	7,530,942	B1	5/2009	Diab
6,999,904	B2	2/2006	Weber et al.	7,530,949	B2	5/2009	Al Ali et al.
7,003,338	B2	2/2006	Weber et al.	7,530,955	B2	5/2009	Diab et al.
7,003,339	B2	2/2006	Diab et al.	7,563,110	B2	7/2009	Al-Ali et al.
7,015,451	B2	3/2006	Dalke et al.	7,596,398	B2	9/2009	Al-Ali et al.
7,024,233	B2	4/2006	Ali et al.	7,618,375	B2	11/2009	Flaherty
7,027,849	B2	4/2006	Al-Ali	D606,659	S	12/2009	Kiani et al.
7,030,749	B2	4/2006	Al-Ali	7,647,083	B2	1/2010	Al-Ali et al.
7,039,449	B2	5/2006	Al-Ali	D609,193	S	2/2010	Al-Ali et al.
7,041,060	B2	5/2006	Flaherty et al.	7,679,519	B2 *	3/2010	Lindner A61B 5/14552 340/540
7,044,918	B2	5/2006	Diab	D614,305	S	4/2010	Al-Ali et al.
7,067,893	B2	6/2006	Mills et al.	RE41,317	E	5/2010	Parker
7,096,052	B2	8/2006	Mason et al.	7,729,733	B2	6/2010	Al-Ali et al.
7,096,054	B2	8/2006	Abdul-Hafiz et al.	7,734,320	B2	6/2010	Al-Ali
7,132,641	B2	11/2006	Schulz et al.	7,761,127	B2	7/2010	Al-Ali et al.
7,142,901	B2	11/2006	Kiani et al.	7,761,128	B2	7/2010	Al-Ali et al.
7,149,561	B2	12/2006	Diab	7,764,982	B2	7/2010	Dalke et al.
7,186,966	B2	3/2007	Al-Ali	D621,516	S	8/2010	Kiani et al.
7,190,261	B2	3/2007	Al-Ali	7,791,155	B2	9/2010	Diab
7,215,984	B2	5/2007	Diab	7,801,581	B2	9/2010	Diab
7,215,986	B2	5/2007	Diab	7,822,452	B2	10/2010	Schurman et al.
7,221,971	B2	5/2007	Diab	RE41,912	E	11/2010	Parker
7,225,006	B2	5/2007	Al-Ali et al.	7,844,313	B2	11/2010	Kiani et al.
7,225,007	B2	5/2007	Al-Ali	7,844,314	B2	11/2010	Al-Ali
RE39,672	E	6/2007	Shehada et al.	7,844,315	B2	11/2010	Al-Ali
7,239,905	B2	7/2007	Kiani-Azarbayjany et al.	7,865,222	B2	1/2011	Weber et al.
7,245,953	B1	7/2007	Parker	7,873,497	B2	1/2011	Weber et al.
7,254,429	B2	8/2007	Schurman et al.	7,880,606	B2	2/2011	Al-Ali
7,254,431	B2	8/2007	Al-Ali	7,880,626	B2	2/2011	Al-Ali et al.
7,254,433	B2	8/2007	Diab et al.	7,891,355	B2	2/2011	Al-Ali et al.
7,254,434	B2	8/2007	Schulz et al.	7,894,868	B2	2/2011	Al-Ali et al.
7,272,425	B2	9/2007	Al-Ali	7,899,507	B2	3/2011	Al-Ali et al.
7,274,955	B2	9/2007	Kiani et al.	7,899,518	B2	3/2011	Trepagnier et al.
D554,263	S	10/2007	Al-Ali	7,904,132	B2	3/2011	Weber et al.
7,280,858	B2	10/2007	Al-Ali et al.	7,909,772	B2	3/2011	Popov et al.
7,289,835	B2	10/2007	Mansfield et al.	7,910,875	B2	3/2011	Al-Ali
7,292,883	B2	11/2007	De Felice et al.	7,919,713	B2	4/2011	Al-Ali et al.
7,295,866	B2	11/2007	Al-Ali	7,937,128	B2	5/2011	Al-Ali
7,328,053	B1	2/2008	Diab et al.	7,937,129	B2	5/2011	Mason et al.
7,332,784	B2	2/2008	Mills et al.	7,937,130	B2	5/2011	Diab et al.
7,340,287	B2	3/2008	Mason et al.	7,941,199	B2	5/2011	Kiani
7,341,559	B2	3/2008	Schulz et al.	7,951,086	B2	5/2011	Flaherty et al.
7,343,186	B2	3/2008	Lamego et al.	7,957,780	B2	6/2011	Lamego et al.
D566,282	S	4/2008	Al-Ali et al.	7,962,188	B2	6/2011	Kiani et al.
7,355,512	B1	4/2008	Al-Ali	7,962,190	B1	6/2011	Diab et al.
				7,976,472	B2	7/2011	Kiani
				7,988,637	B2	8/2011	Diab
				7,990,382	B2	8/2011	Kiani

(56)

References Cited

U.S. PATENT DOCUMENTS

7,991,446 B2	8/2011	Al-Ali et al.	8,471,713 B2	6/2013	Poeze et al.
8,000,761 B2	8/2011	Al-Ali	8,473,020 B2	6/2013	Kiani et al.
8,008,088 B2	8/2011	Bellott et al.	8,483,787 B2	7/2013	Al-Ali et al.
RE42,753 E	9/2011	Kiani-Azarbayjany et al.	8,489,364 B2	7/2013	Weber et al.
8,019,400 B2	9/2011	Diab et al.	8,498,684 B2	7/2013	Weber et al.
8,028,701 B2	10/2011	Al-Ali et al.	8,504,128 B2	8/2013	Blank et al.
8,029,765 B2	10/2011	Bellott et al.	8,509,867 B2	8/2013	Workman et al.
8,036,727 B2	10/2011	Schurman et al.	8,515,509 B2	8/2013	Bruinsma et al.
8,036,728 B2	10/2011	Diab et al.	8,523,781 B2	9/2013	Al-Ali
8,046,040 B2	10/2011	Ali et al.	8,529,301 B2	9/2013	Al-Ali et al.
8,046,041 B2	10/2011	Diab et al.	8,532,727 B2	9/2013	Ali et al.
8,046,042 B2	10/2011	Diab et al.	8,532,728 B2	9/2013	Diab et al.
8,048,040 B2	11/2011	Kiani	D692,145 S	10/2013	Al-Ali et al.
8,050,728 B2	11/2011	Al-Ali et al.	8,547,209 B2	10/2013	Kiani et al.
RE43,169 E	2/2012	Parker	8,548,548 B2	10/2013	Al-Ali
8,118,620 B2	2/2012	Al-Ali et al.	8,548,549 B2	10/2013	Schurman et al.
8,126,528 B2	2/2012	Diab et al.	8,548,550 B2	10/2013	Al-Ali et al.
8,128,572 B2	3/2012	Diab et al.	8,560,032 B2	10/2013	Al-Ali et al.
8,130,105 B2	3/2012	Al-Ali et al.	8,560,034 B1	10/2013	Diab et al.
8,145,287 B2	3/2012	Diab et al.	8,570,167 B2	10/2013	Al-Ali
8,150,487 B2	4/2012	Diab et al.	8,570,503 B2	10/2013	Vo et al.
8,175,672 B2	5/2012	Parker	8,571,617 B2	10/2013	Reichgott et al.
8,180,420 B2	5/2012	Diab et al.	8,571,618 B1	10/2013	Lamego et al.
8,182,443 B1	5/2012	Kiani	8,571,619 B2	10/2013	Al-Ali et al.
8,185,180 B2	5/2012	Diab et al.	8,577,431 B2	11/2013	Lamego et al.
8,190,223 B2	5/2012	Al-Ali et al.	8,581,732 B2	11/2013	Al-Ali et al.
8,190,227 B2	5/2012	Diab et al.	8,584,345 B2	11/2013	Al-Ali et al.
8,203,438 B2	6/2012	Kiani et al.	8,588,880 B2	11/2013	Abdul-Hafiz et al.
8,203,704 B2	6/2012	Merritt et al.	8,600,467 B2	12/2013	Al-Ali et al.
8,204,566 B2	6/2012	Schurman et al.	8,606,342 B2	12/2013	Diab
8,219,172 B2	7/2012	Schurman et al.	8,626,255 B2	1/2014	Al-Ali et al.
8,224,411 B2	7/2012	Al-Ali et al.	8,630,691 B2	1/2014	Lamego et al.
8,228,181 B2	7/2012	Al-Ali	8,634,889 B2	1/2014	Al-Ali et al.
8,229,533 B2	7/2012	Diab et al.	8,641,631 B2	2/2014	Sierra et al.
8,233,955 B2	7/2012	Al-Ali et al.	8,652,060 B2	2/2014	Al-Ali
8,244,325 B2	8/2012	Al-Ali et al.	8,663,107 B2	3/2014	Kiani
8,255,026 B1	8/2012	Al-Ali	8,666,468 B1	3/2014	Al-Ali
8,255,027 B2	8/2012	Al-Ali et al.	8,667,967 B2	3/2014	Al-Ali et al.
8,255,028 B2	8/2012	Al-Ali et al.	8,670,811 B2	3/2014	O'Reilly
8,260,577 B2	9/2012	Weber et al.	8,670,814 B2	3/2014	Diab et al.
8,265,723 B1	9/2012	McHale et al.	8,676,286 B2	3/2014	Weber et al.
8,274,360 B2	9/2012	Sampath et al.	8,682,407 B2	3/2014	Al-Ali
8,280,473 B2	10/2012	Al-Ali	RE44,823 E	4/2014	Parker
8,301,217 B2	10/2012	Al-Ali et al.	RE44,875 E	4/2014	Kiani et al.
8,306,596 B2	11/2012	Schurman et al.	8,690,799 B2	4/2014	Telfort et al.
8,310,336 B2	11/2012	Muhsin et al.	8,700,112 B2	4/2014	Kiani
8,315,683 B2	11/2012	Al-Ali et al.	8,702,627 B2	4/2014	Telfort et al.
RE43,860 E	12/2012	Parker	8,706,179 B2	4/2014	Parker
8,337,403 B2	12/2012	Al-Ali et al.	8,712,494 B1	4/2014	MacNeish, III et al.
8,346,330 B2	1/2013	Lamego	8,715,206 B2	5/2014	Telfort et al.
8,353,842 B2	1/2013	Al-Ali et al.	8,718,735 B2	5/2014	Lamego et al.
8,355,766 B2	1/2013	MacNeish, III et al.	8,718,737 B2	5/2014	Diab et al.
8,359,080 B2	1/2013	Diab et al.	8,718,738 B2	5/2014	Blank et al.
8,364,223 B2	1/2013	Al-Ali et al.	8,720,249 B2	5/2014	Al-Ali
8,364,226 B2	1/2013	Diab et al.	8,721,541 B2	5/2014	Al-Ali et al.
8,374,665 B2	2/2013	Lamego	8,721,542 B2	5/2014	Al-Ali et al.
8,385,995 B2	2/2013	Al-Ali et al.	8,723,677 B1	5/2014	Kiani
8,385,996 B2	2/2013	Smith et al.	8,740,792 B1	6/2014	Kiani et al.
8,388,353 B2	3/2013	Kiani et al.	8,754,776 B2	6/2014	Poeze et al.
8,396,527 B2*	3/2013	Hoarau A61B 5/14552 600/310	8,755,535 B2	6/2014	Telfort et al.
8,399,822 B2	3/2013	Al-Ali	8,755,856 B2	6/2014	Diab et al.
8,401,602 B2	3/2013	Kiani	8,755,872 B1	6/2014	Marinow
8,405,608 B2	3/2013	Al-Ali et al.	8,761,850 B2	6/2014	Lamego
8,414,499 B2	4/2013	Al-Ali et al.	8,764,671 B2	7/2014	Kiani
8,418,524 B2	4/2013	Al-Ali	8,768,423 B2	7/2014	Shakespeare et al.
8,423,106 B2	4/2013	Lamego et al.	8,771,204 B2	7/2014	Telfort et al.
8,428,967 B2	4/2013	Olsen et al.	8,777,634 B2	7/2014	Kiani et al.
8,430,817 B1	4/2013	Al-Ali et al.	8,781,543 B2	7/2014	Diab et al.
8,437,825 B2	5/2013	Dalvi et al.	8,781,544 B2	7/2014	Al-Ali et al.
8,455,290 B2	6/2013	Siskavich	8,781,549 B2	7/2014	Al-Ali et al.
8,457,703 B2	6/2013	Al-Ali	8,788,003 B2	7/2014	Schurman et al.
8,457,707 B2	6/2013	Kiani	8,790,268 B2	7/2014	Al-Ali
8,463,349 B2	6/2013	Diab et al.	8,801,613 B2	8/2014	Al-Ali et al.
8,466,286 B2	6/2013	Bellot et al.	8,821,397 B2	9/2014	Al-Ali et al.
			8,821,415 B2	9/2014	Al-Ali et al.
			8,830,449 B1	9/2014	Lamego et al.
			8,831,700 B2	9/2014	Schurman et al.
			8,840,549 B2	9/2014	Al-Ali et al.
			8,847,740 B2	9/2014	Kiani et al.

(56)

References Cited

U.S. PATENT DOCUMENTS

8,849,365 B2	9/2014	Smith et al.	9,333,316 B2	5/2016	Kiani
8,852,094 B2	10/2014	Al-Ali et al.	9,339,220 B2	5/2016	Lamego et al.
8,852,994 B2	10/2014	Wojtczuk et al.	9,341,565 B2	5/2016	Lamego et al.
8,868,147 B2	10/2014	Stippick et al.	9,351,673 B2	5/2016	Diab et al.
8,868,150 B2	10/2014	Al-Ali et al.	9,351,675 B2	5/2016	Al-Ali et al.
8,870,792 B2	10/2014	Al-Ali et al.	9,364,181 B2	6/2016	Kiani et al.
8,886,271 B2	11/2014	Kiani et al.	9,368,671 B2	6/2016	Wojtczuk et al.
8,888,539 B2	11/2014	Al-Ali et al.	9,370,325 B2	6/2016	Al-Ali et al.
8,888,708 B2	11/2014	Diab et al.	9,370,326 B2	6/2016	McHale et al.
8,892,180 B2	11/2014	Weber et al.	9,370,335 B2	6/2016	Al-Ali et al.
8,897,847 B2	11/2014	Al-Ali	9,375,185 B2	6/2016	Ali et al.
8,909,310 B2	12/2014	Lamego et al.	9,386,953 B2	7/2016	Al-Ali
8,911,377 B2	12/2014	Al-Ali	9,386,961 B2	7/2016	Al-Ali et al.
8,912,909 B2	12/2014	Al-Ali et al.	9,392,945 B2	7/2016	Al-Ali et al.
8,920,317 B2	12/2014	Al-Ali et al.	9,397,448 B2	7/2016	Al-Ali et al.
8,921,699 B2	12/2014	Al-Ali et al.	9,408,542 B1	8/2016	Kinast et al.
8,922,382 B2	12/2014	Al-Ali et al.	9,436,645 B2	9/2016	Al-Ali et al.
8,929,964 B2	1/2015	Al-Ali et al.	9,445,759 B1	9/2016	Lamego et al.
8,942,777 B2	1/2015	Diab et al.	9,466,919 B2	10/2016	Kiani et al.
8,948,834 B2	2/2015	Diab et al.	9,474,474 B2	10/2016	Lamego et al.
8,948,835 B2	2/2015	Diab	9,480,422 B2	11/2016	Al-Ali
8,965,471 B2	2/2015	Lamego	9,480,435 B2	11/2016	Olsen
8,983,564 B2	3/2015	Al-Ali	9,492,110 B2	11/2016	Al-Ali et al.
8,989,831 B2	3/2015	Al-Ali et al.	9,510,779 B2	12/2016	Poeze et al.
8,996,085 B2	3/2015	Kiani et al.	9,517,024 B2	12/2016	Kiani et al.
8,998,809 B2	4/2015	Kiani	9,532,722 B2	1/2017	Lamego et al.
9,028,429 B2	5/2015	Telfort et al.	9,538,949 B2	1/2017	Al-Ali et al.
9,037,207 B2	5/2015	Al-Ali et al.	9,538,980 B2	1/2017	Telfort et al.
9,060,721 B2	6/2015	Reichgott et al.	9,549,696 B2	1/2017	Lamego et al.
9,066,666 B2	6/2015	Kiani	9,554,737 B2	1/2017	Schurman et al.
9,066,680 B1	6/2015	Al-Ali et al.	9,560,996 B2	2/2017	Kiani
9,072,474 B2	7/2015	Al-Ali et al.	9,560,998 B2	2/2017	Al-Ali et al.
9,078,560 B2	7/2015	Schurman et al.	9,566,019 B2	2/2017	Al-Ali et al.
9,084,569 B2	7/2015	Weber et al.	9,579,039 B2	2/2017	Jansen et al.
9,095,316 B2	8/2015	Welch et al.	9,591,975 B2	3/2017	Dalvi et al.
9,106,038 B2	8/2015	Telfort et al.	9,622,692 B2	4/2017	Lamego et al.
9,107,625 B2	8/2015	Telfort et al.	9,622,693 B2	4/2017	Diab
9,107,626 B2	8/2015	Al-Ali et al.	D788,312 S	5/2017	Al-Ali et al.
9,113,831 B2	8/2015	Al-Ali	9,636,055 B2	5/2017	Al-Ali et al.
9,113,832 B2	8/2015	Al-Ali	9,636,056 B2	5/2017	Al-Ali
9,119,595 B2	9/2015	Lamego	9,649,054 B2	5/2017	Lamego et al.
9,131,881 B2	9/2015	Diab et al.	9,662,052 B2	5/2017	Al-Ali et al.
9,131,882 B2	9/2015	Al-Ali et al.	9,668,679 B2	6/2017	Schurman et al.
9,131,883 B2	9/2015	Al-Ali	9,668,680 B2	6/2017	Bruinsma et al.
9,131,917 B2	9/2015	Telfort et al.	9,668,703 B2	6/2017	Al-Ali
9,138,180 B1	9/2015	Coverston et al.	9,675,286 B2	6/2017	Diab
9,138,182 B2	9/2015	Al-Ali et al.	9,687,160 B2	6/2017	Kiani
9,138,192 B2	9/2015	Weber et al.	9,693,719 B2	7/2017	Al-Ali et al.
9,142,117 B2	9/2015	Muhsin et al.	9,693,737 B2	7/2017	Al-Ali
9,153,112 B1	10/2015	Kiani et al.	9,697,928 B2	7/2017	Al-Ali et al.
9,153,121 B2	10/2015	Kiani et al.	9,717,425 B2	8/2017	Kiani et al.
9,161,696 B2	10/2015	Al-Ali et al.	9,717,458 B2	8/2017	Lamego et al.
9,161,713 B2	10/2015	Al-Ali et al.	9,724,016 B1	8/2017	Al-Ali et al.
9,167,995 B2	10/2015	Lamego et al.	9,724,024 B2	8/2017	Al-Ali
9,176,141 B2	11/2015	Al-Ali et al.	9,724,025 B1	8/2017	Kiani et al.
9,186,102 B2	11/2015	Bruinsma et al.	9,730,640 B2	8/2017	Diab et al.
9,192,312 B2	11/2015	Al-Ali	9,743,887 B2	8/2017	Al-Ali et al.
9,192,329 B2	11/2015	Al-Ali	9,749,232 B2	8/2017	Sampath et al.
9,192,351 B1	11/2015	Telfort et al.	9,750,442 B2	9/2017	Olsen
9,195,385 B2	11/2015	Al-Ali et al.	9,750,443 B2	9/2017	Smith et al.
9,211,072 B2	12/2015	Kiani	9,750,461 B1	9/2017	Telfort
9,211,095 B1	12/2015	Al-Ali	9,775,545 B2	10/2017	Al-Ali et al.
9,218,454 B2	12/2015	Kiani et al.	9,775,546 B2	10/2017	Diab et al.
9,226,696 B2	1/2016	Kiani	9,775,570 B2	10/2017	Al-Ali
9,241,662 B2	1/2016	Al-Ali et al.	9,778,079 B1	10/2017	Al-Ali et al.
9,245,668 B1	1/2016	Vo et al.	9,782,077 B2	10/2017	Lamego et al.
9,259,185 B2	2/2016	Abdul-Hafiz et al.	9,782,110 B2	10/2017	Kiani
9,267,572 B2	2/2016	Barker et al.	9,787,568 B2	10/2017	Lamego et al.
9,277,880 B2	3/2016	Poeze et al.	9,788,735 B2	10/2017	Al-Ali
9,289,167 B2	3/2016	Diab et al.	9,788,768 B2	10/2017	Al-Ali et al.
9,295,421 B2	3/2016	Kiani et al.	9,795,300 B2	10/2017	Al-Ali
9,307,928 B1	4/2016	Al-Ali et al.	9,795,310 B2	10/2017	Al-Ali
9,323,894 B2	4/2016	Kiani	9,795,358 B2	10/2017	Telfort et al.
D755,392 S	5/2016	Hwang et al.	9,795,739 B2	10/2017	Al-Ali et al.
9,326,712 B1	5/2016	Kiani	9,801,556 B2	10/2017	Kiani
			9,801,588 B2	10/2017	Weber et al.
			9,808,188 B1	11/2017	Perea et al.
			9,814,418 B2	11/2017	Weber et al.
			9,820,691 B2	11/2017	Kiani

(56)

References Cited

U.S. PATENT DOCUMENTS

9,833,152 B2	12/2017	Kiani et al.	10,278,626 B2	5/2019	Schurman et al.
9,833,180 B2	12/2017	Shakespeare et al.	10,278,648 B2	5/2019	Al-Ali et al.
9,839,379 B2	12/2017	Al-Ali et al.	10,279,247 B2	5/2019	Kiani
9,839,381 B1	12/2017	Weber et al.	10,292,628 B1	5/2019	Poeze et al.
9,847,002 B2	12/2017	Kiani et al.	10,292,657 B2	5/2019	Abdul-Hafiz et al.
9,847,749 B2	12/2017	Kiani et al.	10,292,664 B2	5/2019	Al-Ali
9,848,800 B1	12/2017	Lee et al.	10,299,708 B1	5/2019	Poeze et al.
9,848,806 B2	12/2017	Al-Ali et al.	10,299,709 B2	5/2019	Perea et al.
9,848,807 B2	12/2017	Lamego	10,305,775 B2	5/2019	Lamego et al.
9,861,298 B2	1/2018	Eckerbom et al.	10,307,111 B2	6/2019	Muhsin et al.
9,861,304 B2	1/2018	Al-Ali et al.	10,325,681 B2	6/2019	Sampath et al.
9,861,305 B1	1/2018	Weber et al.	10,327,337 B2	6/2019	Triman et al.
9,867,578 B2	1/2018	Al-Ali et al.	10,327,713 B2	6/2019	Barker et al.
9,872,623 B2	1/2018	Al-Ali	10,332,630 B2	6/2019	Al-Ali
9,876,320 B2	1/2018	Coverston et al.	10,335,033 B2	7/2019	Al-Ali
9,877,650 B2	1/2018	Muhsin et al.	10,335,068 B2	7/2019	Poeze et al.
9,877,686 B2	1/2018	Al-Ali et al.	10,335,072 B2	7/2019	Al-Ali et al.
9,891,079 B2	2/2018	Dalvi	10,342,470 B2	7/2019	Al-Ali et al.
9,895,107 B2	2/2018	Al-Ali et al.	10,342,487 B2	7/2019	Al-Ali et al.
9,913,617 B2	3/2018	Al-Ali et al.	10,342,497 B2	7/2019	Al-Ali et al.
9,924,893 B2	3/2018	Schurman et al.	10,349,895 B2	7/2019	Telfort et al.
9,924,897 B1	3/2018	Abdul-Hafiz	10,349,898 B2	7/2019	Al-Ali et al.
9,936,917 B2	4/2018	Poeze et al.	10,354,504 B2	7/2019	Kiani et al.
9,943,269 B2	4/2018	Muhsin et al.	10,357,206 B2	7/2019	Weber et al.
9,949,676 B2	4/2018	Al-Ali	10,357,209 B2	7/2019	Al-Ali
9,955,937 B2	5/2018	Telfort	10,366,787 B2	7/2019	Sampath et al.
9,965,946 B2	5/2018	Al-Ali	2003/0036690 A1*	2/2003	Geddes A61B 5/02233 600/323
9,980,667 B2	5/2018	Kiani et al.	2006/0161054 A1	7/2006	Reuss et al.
D820,865 S	6/2018	Muhsin et al.	2007/0282478 A1	12/2007	Al-Ali et al.
9,986,919 B2	6/2018	Lamego et al.	2009/0247984 A1	10/2009	Lamego et al.
9,986,952 B2	6/2018	Dalvi et al.	2009/0275813 A1	11/2009	Davis
9,989,560 B2	6/2018	Poeze et al.	2009/0275844 A1	11/2009	Al-Ali
9,993,207 B2	6/2018	Al-Ali et al.	2010/0004518 A1	1/2010	Vo et al.
10,007,758 B2	6/2018	Al-Ali et al.	2010/0030040 A1	2/2010	Poeze et al.
D822,215 S	7/2018	Al-Ali et al.	2011/0001605 A1	1/2011	Kiani et al.
D822,216 S	7/2018	Barker et al.	2011/0082711 A1	4/2011	Poeze et al.
10,010,276 B2	7/2018	Al-Ali et al.	2011/0105854 A1	5/2011	Kiani et al.
10,039,482 B2	8/2018	Al-Ali et al.	2011/0125060 A1	5/2011	Telfort et al.
10,052,037 B2	8/2018	Kinast et al.	2011/0208015 A1	8/2011	Welch et al.
10,058,275 B2	8/2018	Al-Ali et al.	2011/0213212 A1	9/2011	Al-Ali
10,064,562 B2	9/2018	Al-Ali	2011/0230733 A1	9/2011	Al-Ali
10,086,138 B1	10/2018	Novak, Jr.	2011/0237911 A1	9/2011	Lamego et al.
10,092,200 B2	10/2018	Al-Ali et al.	2012/0059267 A1	3/2012	Lamego et al.
10,092,249 B2	10/2018	Kiani et al.	2012/0165629 A1	6/2012	Merritt et al.
10,098,550 B2	10/2018	Al-Ali et al.	2012/0179006 A1	7/2012	Jansen et al.
10,098,591 B2	10/2018	Al-Ali et al.	2012/0209082 A1	8/2012	Al-Ali
10,098,610 B2	10/2018	Al-Ali et al.	2012/0209084 A1	8/2012	Olsen et al.
10,123,726 B2	11/2018	Al-Ali et al.	2012/0227739 A1	9/2012	Kiani
10,130,289 B2	11/2018	Al-Ali et al.	2012/0283524 A1	11/2012	Kiani et al.
10,130,291 B2	11/2018	Schurman et al.	2012/0296178 A1	11/2012	Lamego et al.
10,149,616 B2	12/2018	Al-Ali et al.	2012/0319816 A1	12/2012	Al-Ali
10,154,815 B2	12/2018	Al-Ali et al.	2012/0330112 A1	12/2012	Lamego et al.
10,159,412 B2	12/2018	Lamego et al.	2013/0023775 A1	1/2013	Lamego et al.
10,188,296 B2	1/2019	Al-Ali et al.	2013/0041591 A1	2/2013	Lamego
10,188,331 B1	1/2019	Kiani et al.	2013/0045685 A1	2/2013	Kiani
10,188,348 B2	1/2019	Al-Ali et al.	2013/0046204 A1	2/2013	Lamego et al.
10,194,847 B2	2/2019	Al-Ali	2013/0060147 A1	3/2013	Welch et al.
10,194,848 B1	2/2019	Kiani et al.	2013/0096405 A1	4/2013	Garfio
10,201,298 B2	2/2019	Al-Ali et al.	2013/0096936 A1	4/2013	Sampath et al.
10,205,272 B2	2/2019	Kiani et al.	2013/0190581 A1	7/2013	Al-Ali et al.
10,205,291 B2	2/2019	Scruggs et al.	2013/0197328 A1	8/2013	Diab et al.
10,213,108 B2	2/2019	Al-Ali	2013/0211214 A1	8/2013	Olsen
10,219,706 B2	3/2019	Al-Ali	2013/0243021 A1	9/2013	Siskavich
10,219,746 B2	3/2019	McHale et al.	2013/0253334 A1	9/2013	Al-Ali et al.
10,226,187 B2	3/2019	Al-Ali et al.	2013/0296672 A1	11/2013	O'Neil et al.
10,226,576 B2	3/2019	Kiani	2013/0296713 A1	11/2013	Al-Ali et al.
10,231,657 B2	3/2019	Al-Ali et al.	2013/0317370 A1	11/2013	Dalvi et al.
10,231,670 B2	3/2019	Blank et al.	2013/0324808 A1	12/2013	Al-Ali et al.
10,231,676 B2	3/2019	Al-Ali et al.	2013/0331660 A1	12/2013	Al-Ali et al.
10,251,585 B2	4/2019	Al-Ali et al.	2013/0331670 A1	12/2013	Kiani
10,251,586 B2	4/2019	Lamego	2013/0338461 A1	12/2013	Lamego et al.
10,255,994 B2	4/2019	Sampath et al.	2014/0012100 A1	1/2014	Al-Ali et al.
10,258,265 B1	4/2019	Poeze et al.	2014/0034353 A1	2/2014	Al-Ali et al.
10,258,266 B1	4/2019	Poeze et al.	2014/0051953 A1	2/2014	Lamego et al.
10,271,748 B2	4/2019	Al-Ali	2014/0058230 A1	2/2014	Abdul-Hafiz et al.
			2014/0066783 A1	3/2014	Kiani et al.
			2014/0077956 A1	3/2014	Sampath et al.
			2014/0081100 A1	3/2014	Muhsin et al.

(56)

References Cited

U.S. PATENT DOCUMENTS

2014/0081175	A1	3/2014	Telfort	2016/0081552	A1	3/2016	Wojtczuk et al.
2014/0094667	A1	4/2014	Schurman et al.	2016/0095543	A1	4/2016	Telfort et al.
2014/0100434	A1	4/2014	Diab et al.	2016/0095548	A1	4/2016	Al-Ali et al.
2014/0114199	A1	4/2014	Lamego et al.	2016/0103598	A1	4/2016	Al-Ali et al.
2014/0120564	A1	5/2014	Workman et al.	2016/0143548	A1	5/2016	Al-Ali
2014/0121482	A1	5/2014	Merritt et al.	2016/0166182	A1	6/2016	Al-Ali et al.
2014/0121483	A1	5/2014	Kiani	2016/0166183	A1	6/2016	Poeze et al.
2014/0127137	A1	5/2014	Bellott et al.	2016/0196388	A1	7/2016	Lamego
2014/0129702	A1	5/2014	Lamego et al.	2016/0197436	A1	7/2016	Barker et al.
2014/0135588	A1	5/2014	Al-Ali et al.	2016/0213281	A1	7/2016	Eckerbom et al.
2014/0142401	A1	5/2014	Al-Ali et al.	2016/0233632	A1	8/2016	Scruggs et al.
2014/0163344	A1	6/2014	Al-Ali	2016/0234944	A1	8/2016	Schmidt et al.
2014/0163402	A1	6/2014	Lamego et al.	2016/0270735	A1	9/2016	Diab et al.
2014/0166076	A1	6/2014	Kiani et al.	2016/0283665	A1	9/2016	Sampath et al.
2014/0171763	A1	6/2014	Diab	2016/0287090	A1	10/2016	Al-Ali et al.
2014/0180038	A1	6/2014	Kiani	2016/0287786	A1	10/2016	Kiani
2014/0180154	A1	6/2014	Sierra et al.	2016/0296169	A1	10/2016	McHale et al.
2014/0180160	A1	6/2014	Brown et al.	2016/0310052	A1	10/2016	Al-Ali et al.
2014/0187973	A1	7/2014	Brown et al.	2016/0314260	A1	10/2016	Kiani
2014/0194709	A1	7/2014	Al-Ali et al.	2016/0324488	A1	11/2016	Olsen
2014/0194711	A1	7/2014	Al-Ali	2016/0327984	A1	11/2016	Al-Ali et al.
2014/0194766	A1	7/2014	Al-Ali et al.	2016/0331332	A1	11/2016	Al-Ali
2014/0206963	A1	7/2014	Al-Ali	2016/0367173	A1	12/2016	Dalvi et al.
2014/0213864	A1	7/2014	Abdul-Hafiz et al.	2017/0000394	A1	1/2017	Al-Ali et al.
2014/0243627	A1	8/2014	Diab et al.	2017/0007134	A1	1/2017	Al-Ali et al.
2014/0243648	A1*	8/2014	Dubielczyk A61B 5/6833 600/407	2017/0007198	A1	1/2017	Al-Ali et al.
2014/0266790	A1	9/2014	Al-Ali et al.	2017/0014083	A1	1/2017	Diab et al.
2014/0275808	A1	9/2014	Poeze et al.	2017/0014084	A1	1/2017	Al-Ali et al.
2014/0275835	A1	9/2014	Lamego et al.	2017/0027456	A1	2/2017	Kinast et al.
2014/0275871	A1	9/2014	Lamego et al.	2017/0042488	A1	2/2017	Muhsin
2014/0275872	A1	9/2014	Merritt et al.	2017/0055851	A1	3/2017	Al-Ali
2014/0275881	A1	9/2014	Lamego et al.	2017/0055882	A1	3/2017	Al-Ali et al.
2014/0288400	A1	9/2014	Diab et al.	2017/0055887	A1	3/2017	Al-Ali
2014/0303520	A1	10/2014	Telfort et al.	2017/0055896	A1	3/2017	Al-Ali et al.
2014/0316217	A1	10/2014	Purdon et al.	2017/0079594	A1	3/2017	Telfort et al.
2014/0316218	A1	10/2014	Purdon et al.	2017/0086723	A1	3/2017	Al-Ali et al.
2014/0316228	A1	10/2014	Blank et al.	2017/0143281	A1	5/2017	Olsen
2014/0323825	A1	10/2014	Al-Ali et al.	2017/0147774	A1	5/2017	Kiani
2014/0323897	A1	10/2014	Brown et al.	2017/0156620	A1	6/2017	Al-Ali et al.
2014/0323898	A1	10/2014	Purdon et al.	2017/0173632	A1	6/2017	Al-Ali
2014/0330092	A1	11/2014	Al-Ali et al.	2017/0187146	A1	6/2017	Kiani et al.
2014/0330098	A1	11/2014	Merritt et al.	2017/0188919	A1	7/2017	Al-Ali et al.
2014/0330099	A1	11/2014	Al-Ali et al.	2017/0196464	A1	7/2017	Jansen et al.
2014/0333440	A1	11/2014	Kiani	2017/0196470	A1	7/2017	Lamego et al.
2014/0336481	A1	11/2014	Shakespeare et al.	2017/0224262	A1	8/2017	Al-Ali
2014/0343436	A1	11/2014	Kiani	2017/0228516	A1	8/2017	Sampath et al.
2014/0357966	A1	12/2014	Al-Ali et al.	2017/0245790	A1	8/2017	Al-Ali et al.
2015/0005600	A1	1/2015	Blank et al.	2017/0251974	A1	9/2017	Shreim et al.
2015/0011907	A1	1/2015	Purdon et al.	2017/0251975	A1	9/2017	Shreim et al.
2015/0018650	A1	1/2015	Al-Ali et al.	2017/0258403	A1	9/2017	Abdul-Hafiz et al.
2015/0032029	A1	1/2015	Al-Ali et al.	2017/0311851	A1	11/2017	Schurman et al.
2015/0038859	A1	2/2015	Dalvi et al.	2017/0311891	A1	11/2017	Kiani et al.
2015/0080754	A1	3/2015	Purdon et al.	2017/0325728	A1	11/2017	Al-Ali et al.
2015/0087936	A1	3/2015	Al-Ali et al.	2017/0332976	A1	11/2017	Al-Ali et al.
2015/0094546	A1	4/2015	Al-Ali	2017/0340293	A1	11/2017	Al-Ali et al.
2015/0099950	A1	4/2015	Al-Ali et al.	2017/0360310	A1	12/2017	Kiani et al.
2015/0101844	A1	4/2015	Al-Ali et al.	2017/0367632	A1	12/2017	Al-Ali et al.
2015/0106121	A1	4/2015	Muhsin et al.	2018/0008146	A1	1/2018	Al-Ali et al.
2015/0112151	A1	4/2015	Muhsin et al.	2018/0014752	A1	1/2018	Al-Ali et al.
2015/0116076	A1	4/2015	Al-Ali et al.	2018/0028124	A1	2/2018	Al-Ali et al.
2015/0165312	A1	6/2015	Kiani	2018/0055385	A1	3/2018	Al-Ali
2015/0196249	A1	7/2015	Brown et al.	2018/0055390	A1	3/2018	Kiani et al.
2015/0216459	A1	8/2015	Al-Ali et al.	2018/0055430	A1	3/2018	Diab et al.
2015/0238722	A1	8/2015	Al-Ali	2018/0064381	A1	3/2018	Shakespeare et al.
2015/0245773	A1	9/2015	Lamego et al.	2018/0069776	A1	3/2018	Lamego et al.
2015/0245794	A1	9/2015	Al-Ali	2018/0082767	A1	3/2018	Al-Ali et al.
2015/0257689	A1	9/2015	Al-Ali et al.	2018/0085068	A1	3/2018	Telfort
2015/0272514	A1	10/2015	Kiani et al.	2018/0087937	A1	3/2018	Al-Ali et al.
2015/0351697	A1	12/2015	Weber et al.	2018/0103874	A1	4/2018	Lee et al.
2015/0359429	A1	12/2015	Al-Ali et al.	2018/0103905	A1	4/2018	Kiani
2015/0366507	A1	12/2015	Blank	2018/0110478	A1	4/2018	Al-Ali
2016/0029932	A1	2/2016	Al-Ali	2018/0116575	A1	5/2018	Perea et al.
2016/0058347	A1	3/2016	Reichgott et al.	2018/0125368	A1	5/2018	Lamego et al.
2016/0066824	A1	3/2016	Al-Ali et al.	2018/0125430	A1	5/2018	Al-Ali et al.
				2018/0125445	A1	5/2018	Telfort et al.
				2018/0130325	A1	5/2018	Kiani et al.
				2018/0132769	A1	5/2018	Weber et al.
				2018/0132770	A1	5/2018	Lamego
				2018/0146901	A1	5/2018	Al-Ali et al.

(56)

References Cited

U.S. PATENT DOCUMENTS

2018/0146902	A1	5/2018	Kiani et al.
2018/0153442	A1	6/2018	Eckerbom et al.
2018/0153447	A1	6/2018	Al-Ali et al.
2018/0153448	A1	6/2018	Weber et al.
2018/0161499	A1	6/2018	Al-Ali et al.
2018/0168491	A1	6/2018	Al-Ali et al.
2018/0174679	A1	6/2018	Sampath et al.
2018/0174680	A1	6/2018	Sampath et al.
2018/0182484	A1	6/2018	Sampath et al.
2018/0184917	A1	7/2018	Kiani
2018/0192953	A1	7/2018	Shreim et al.
2018/0199871	A1	7/2018	Pauley et al.
2018/0214090	A1	8/2018	Al-Ali et al.
2018/0216370	A1	8/2018	Ishiguro et al.
2018/0218792	A1	8/2018	Muhsin et al.
2018/0225960	A1	8/2018	Al-Ali et al.
2018/0238718	A1	8/2018	Dalvi
2018/0242853	A1	8/2018	Al-Ali
2018/0242921	A1	8/2018	Muhsin et al.
2018/0242923	A1	8/2018	Al-Ali et al.
2018/0242924	A1	8/2018	Barker et al.
2018/0242926	A1	8/2018	Muhsin et al.
2018/0247353	A1	8/2018	Al-Ali et al.
2018/0247712	A1	8/2018	Muhsin et al.
2018/0249933	A1	9/2018	Schurman et al.
2018/0253947	A1	9/2018	Muhsin et al.
2018/0256087	A1	9/2018	Al-Ali et al.
2018/0256113	A1	9/2018	Weber et al.
2018/0285094	A1	10/2018	Housel et al.
2018/0289325	A1	10/2018	Poeze et al.
2018/0289337	A1	10/2018	Al-Ali et al.
2018/0296161	A1	10/2018	Shreim et al.
2018/0300919	A1	10/2018	Muhsin et al.
2018/0310822	A1	11/2018	Indorf et al.
2018/0310823	A1	11/2018	Al-Ali et al.
2018/0317826	A1	11/2018	Muhsin
2018/0317841	A1	11/2018	Novak, Jr.
2018/0333055	A1	11/2018	Lamego et al.
2018/0333087	A1	11/2018	Al-Ali
2019/0000317	A1	1/2019	Muhsin et al.
2019/0000362	A1	1/2019	Kiani et al.
2019/0015023	A1	1/2019	Monfre
2019/0021638	A1	1/2019	Al-Ali et al.
2019/0029574	A1	1/2019	Schurman et al.
2019/0029578	A1	1/2019	Al-Ali et al.
2019/0038143	A1	2/2019	Al-Ali
2019/0058280	A1	2/2019	Al-Ali et al.
2019/0058281	A1	2/2019	Al-Ali et al.
2019/0069813	A1	3/2019	Al-Ali
2019/0069814	A1	3/2019	Al-Ali
2019/0076028	A1	3/2019	Al-Ali et al.
2019/0082979	A1	3/2019	Al-Ali et al.
2019/0090760	A1	3/2019	Kinast et al.
2019/0090764	A1	3/2019	Al-Ali
2019/0117070	A1	4/2019	Muhsin et al.
2019/0117139	A1	4/2019	Al-Ali et al.
2019/0117140	A1	4/2019	Al-Ali et al.
2019/0117141	A1	4/2019	Al-Ali
2019/0117930	A1	4/2019	Al-Ali
2019/0122763	A1	4/2019	Sampath et al.
2019/0133525	A1	5/2019	Al-Ali et al.
2019/0142283	A1	5/2019	Lamego et al.
2019/0142344	A1	5/2019	Telfort et al.
2019/0150856	A1	5/2019	Kiani et al.
2019/0167161	A1	6/2019	Al-Ali et al.
2019/0175019	A1	6/2019	Al-Ali et al.
2019/0192076	A1	6/2019	McHale et al.
2019/0200941	A1	7/2019	Chandran et al.
2019/0201623	A1	7/2019	Kiani
2019/0209025	A1	7/2019	Al-Ali
2019/0214778	A1	7/2019	Scruggs et al.
2019/0216319	A1	7/2019	Poeze et al.
2019/0216379	A1	7/2019	Al-Ali et al.
2019/0221966	A1	7/2019	Kiani et al.
2019/0223804	A1	7/2019	Blank et al.
2019/0231199	A1	8/2019	Al-Ali et al.
2019/0231241	A1	8/2019	Al-Ali et al.
2019/0231270	A1	8/2019	Abdul-Hafiz et al.
2019/0239787	A1	8/2019	Pauley et al.
2019/0239824	A1	8/2019	Muhsin et al.

OTHER PUBLICATIONS

Kaestle et al., A New Family of Sensors for Pulse Oximetry, Hewlett Packard Journal, Feb. 1997, Article 7 pp. 1-17.*
 Nonin, Nonin 8000 Reusable Pulse Ox Sensor, Four Views, Sep. 13, 2013 (Year: 2013).*

* cited by examiner

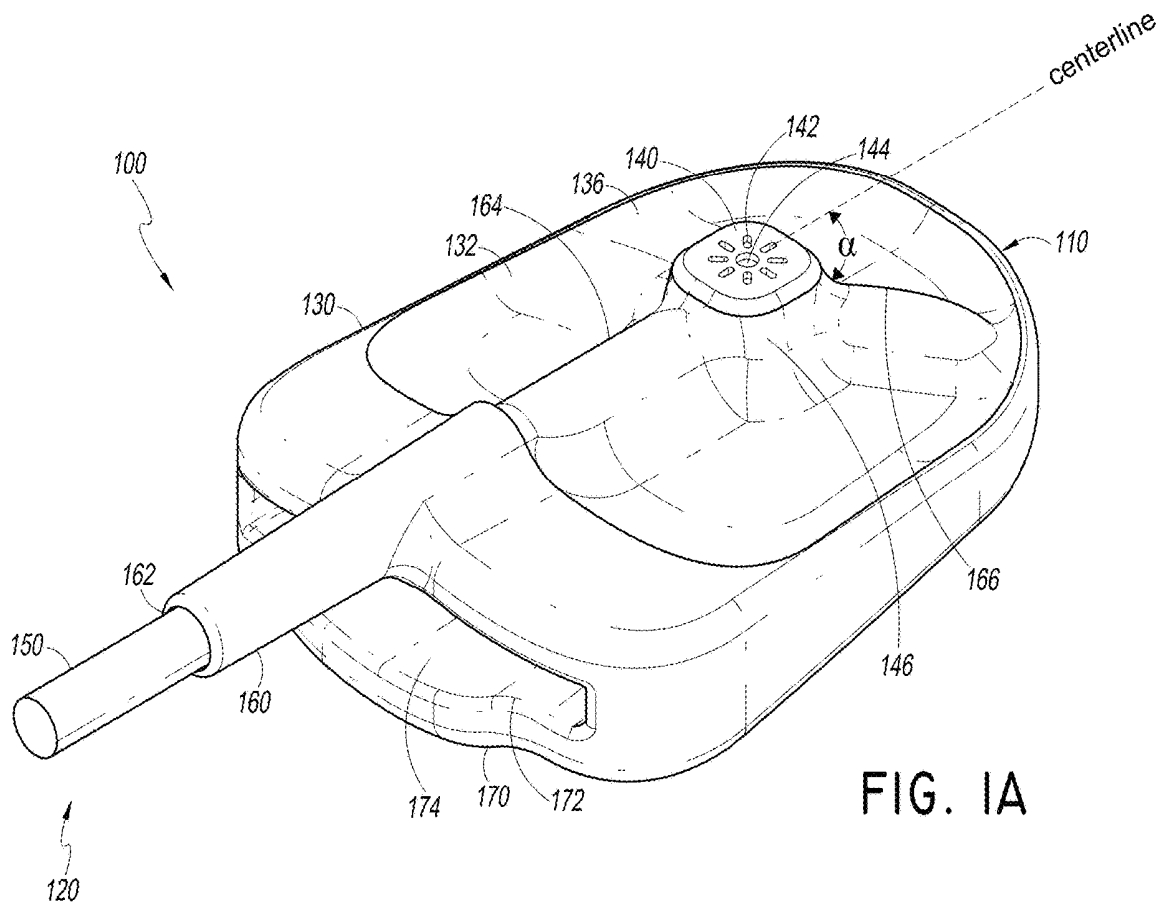


FIG. 1A

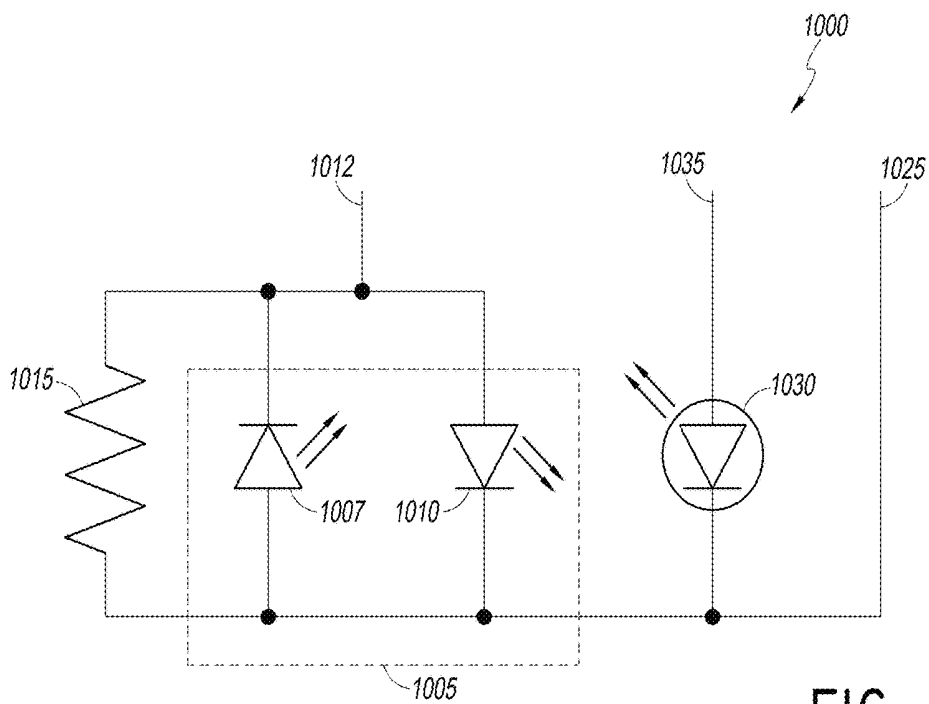
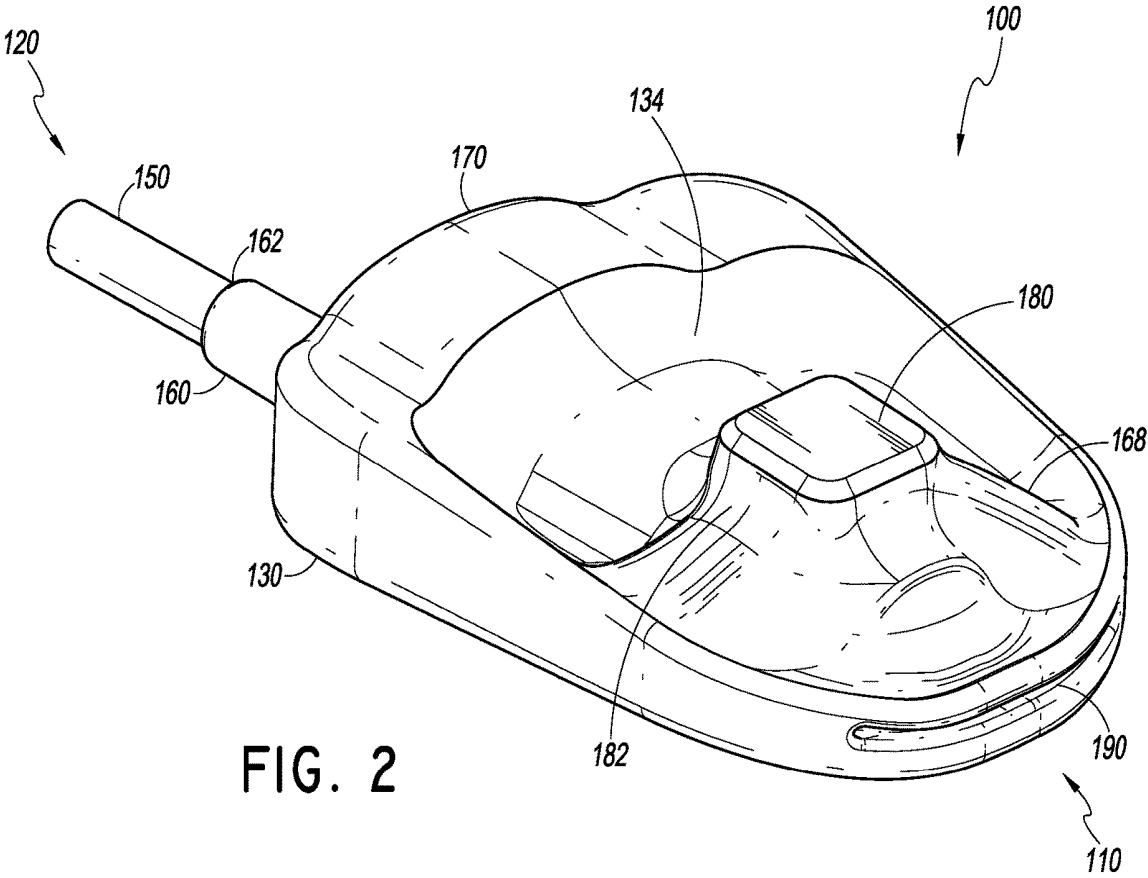
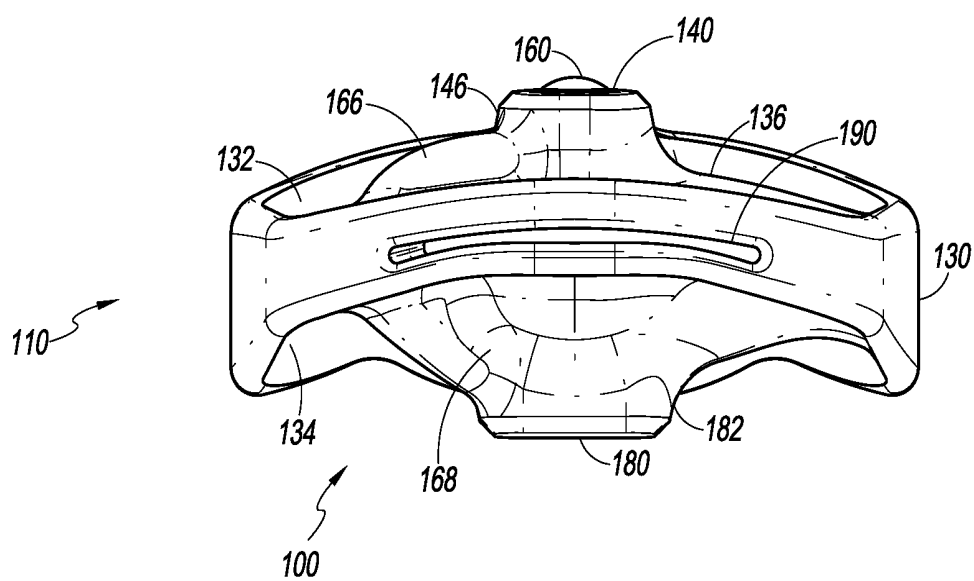
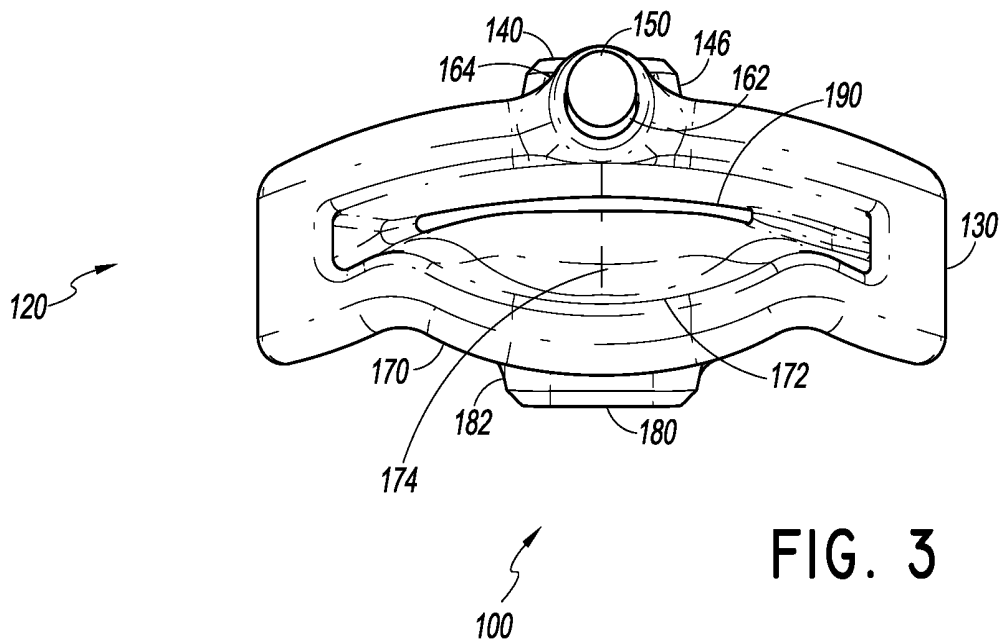


FIG. 1B





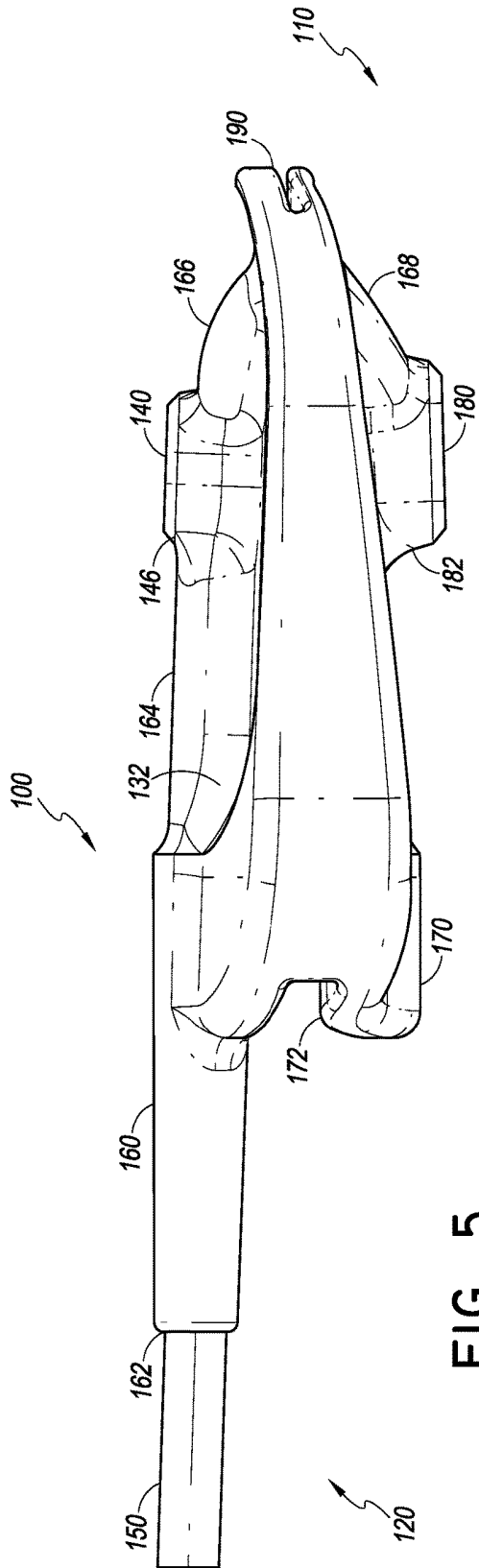


FIG. 5

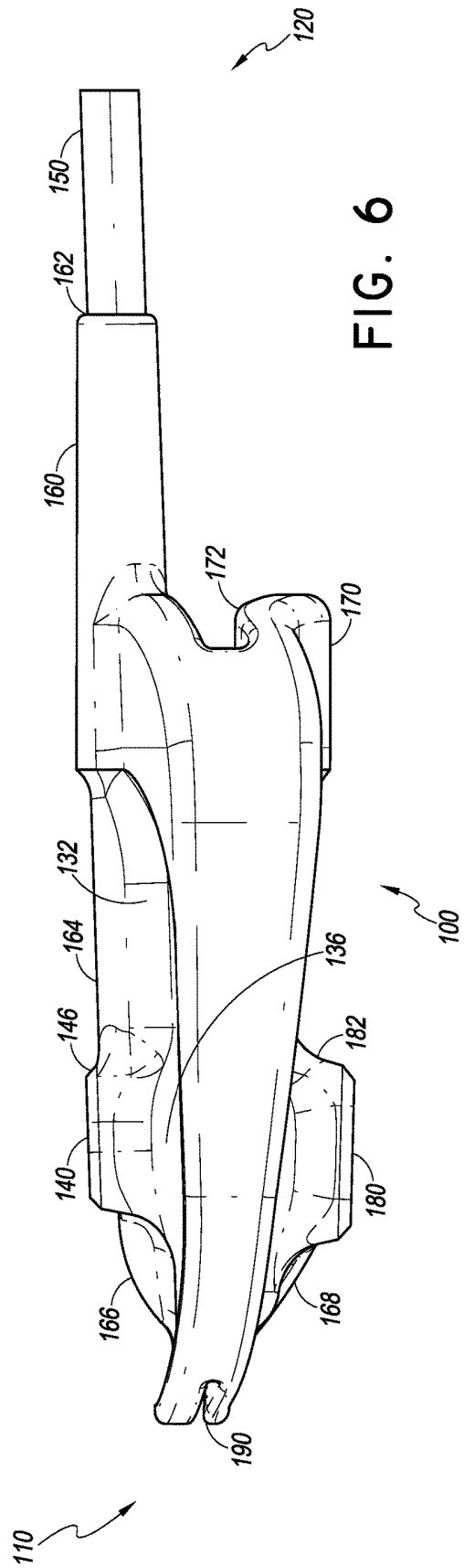


FIG. 6

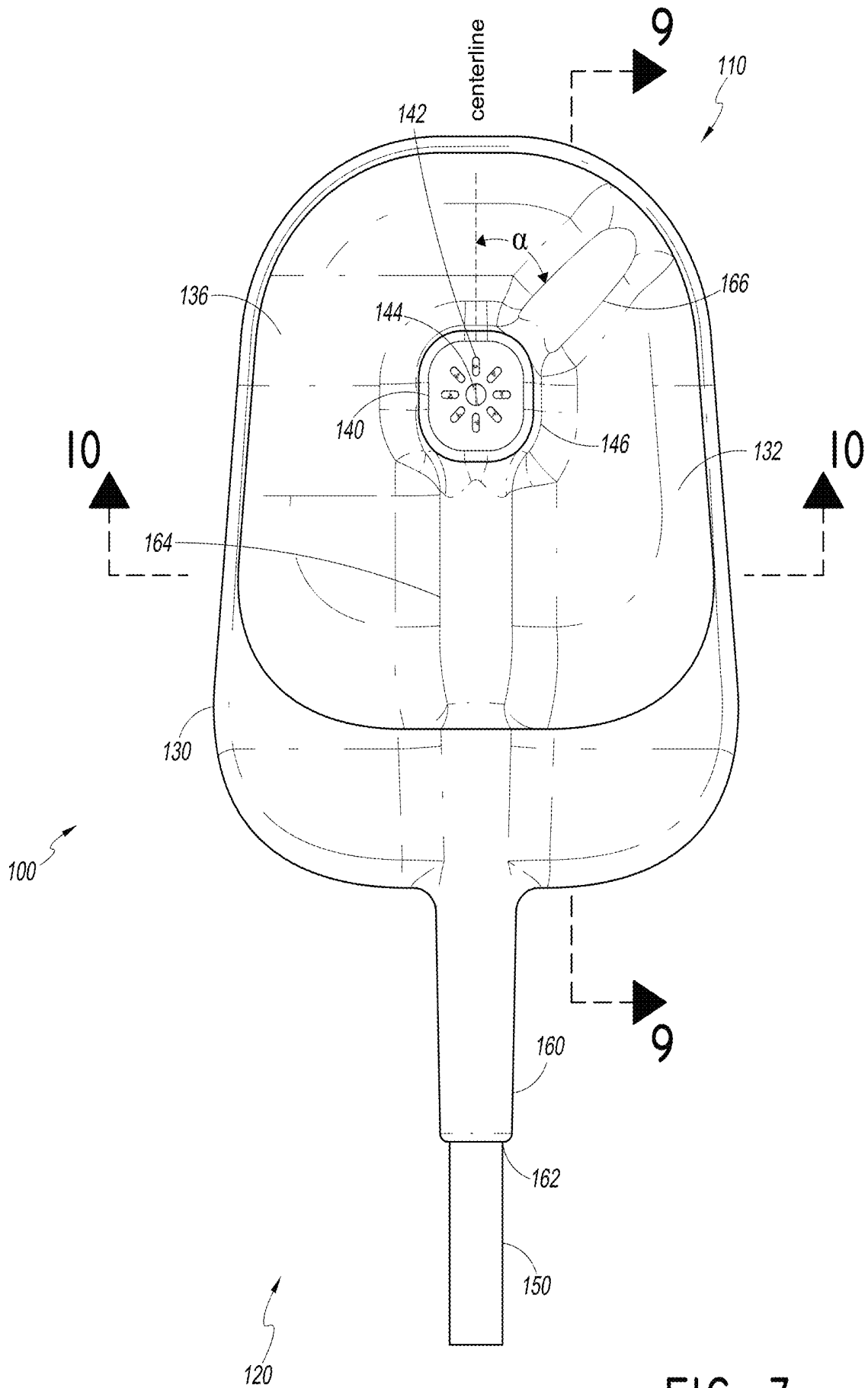


FIG. 7

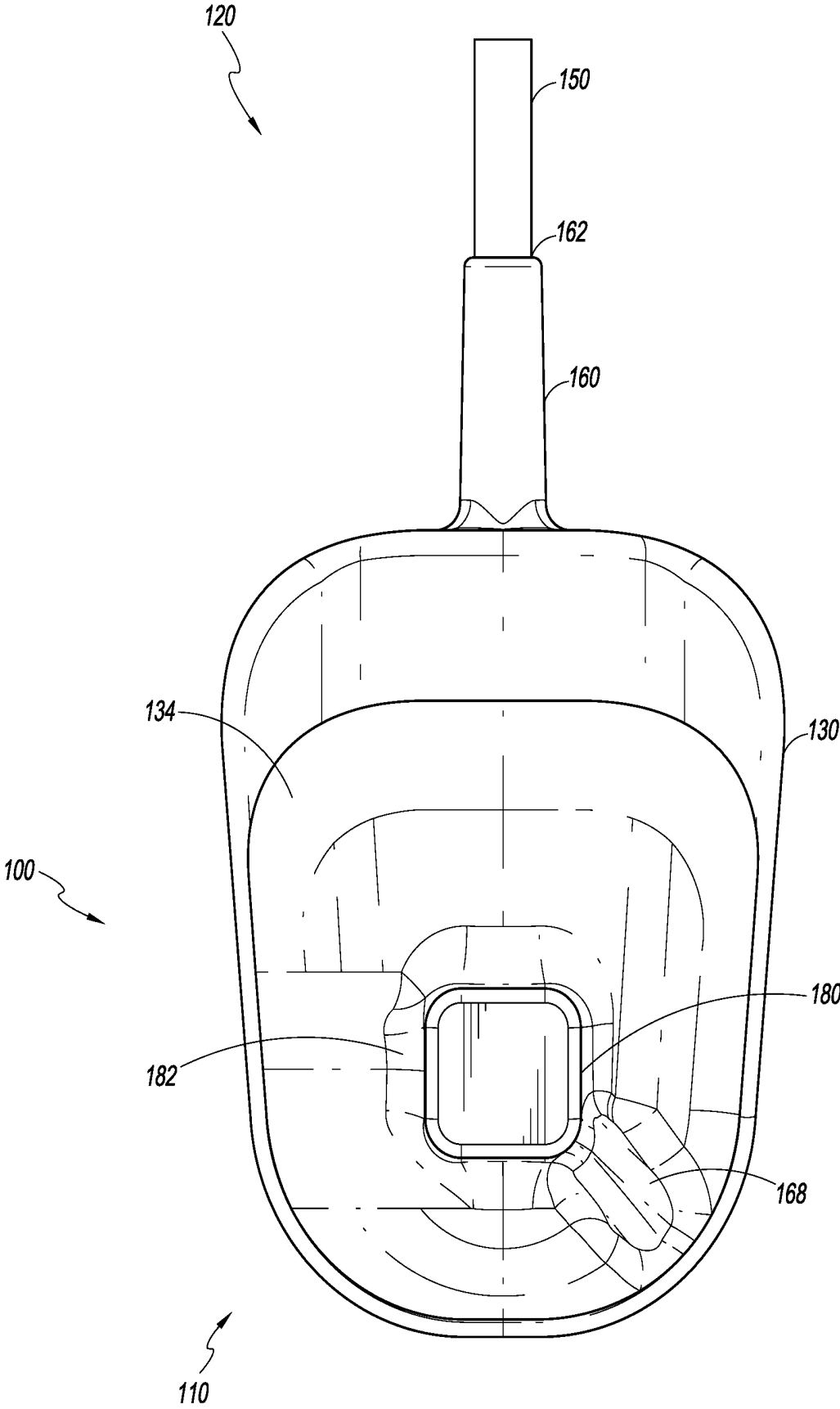


FIG. 8

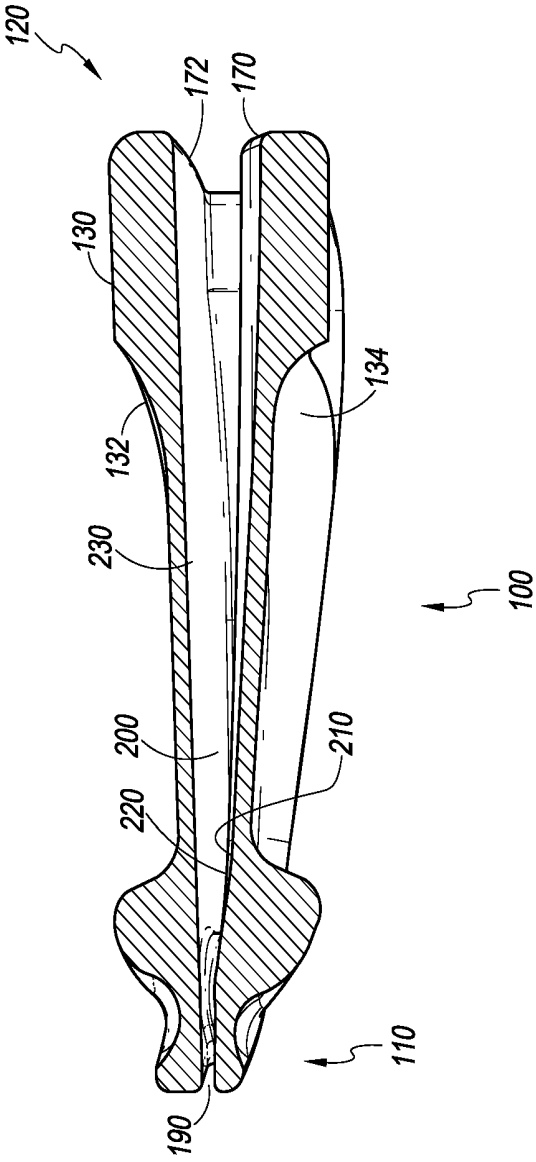


FIG. 9

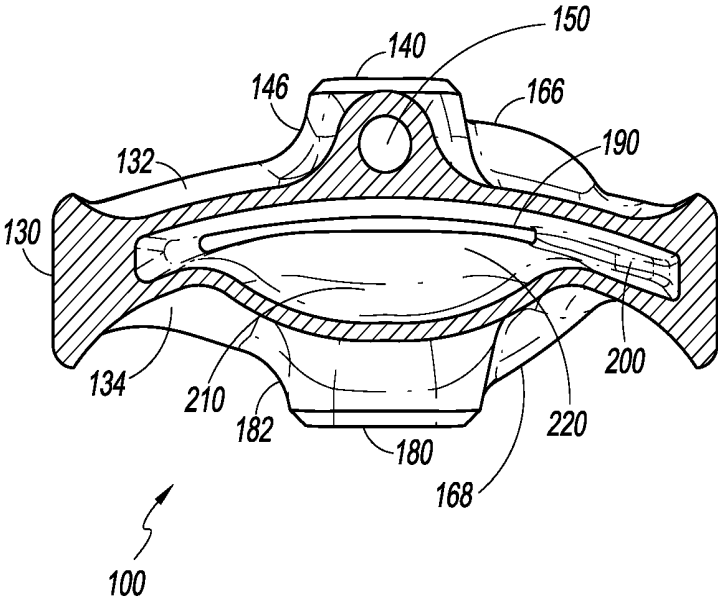


FIG. 10

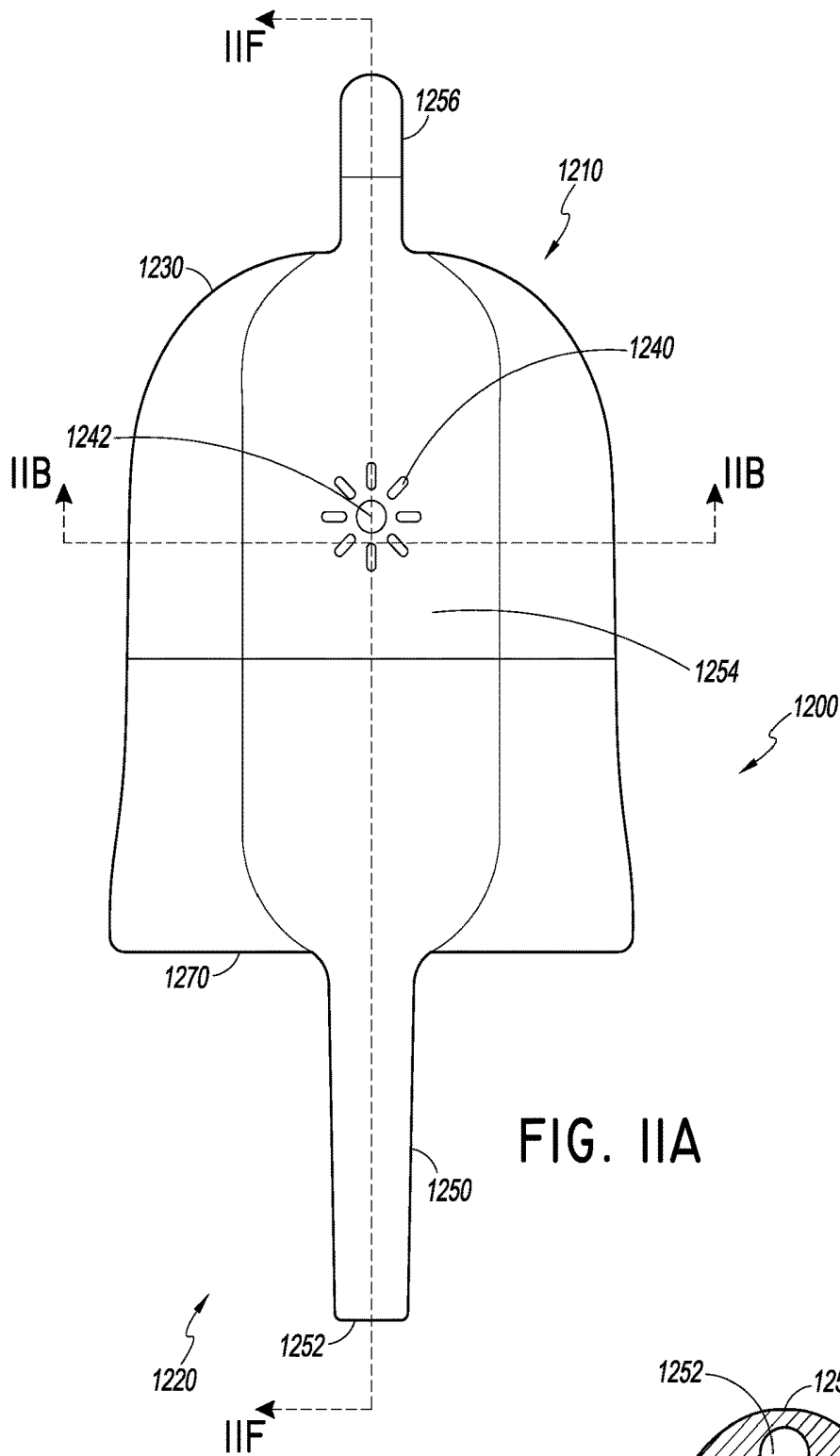


FIG. IIA

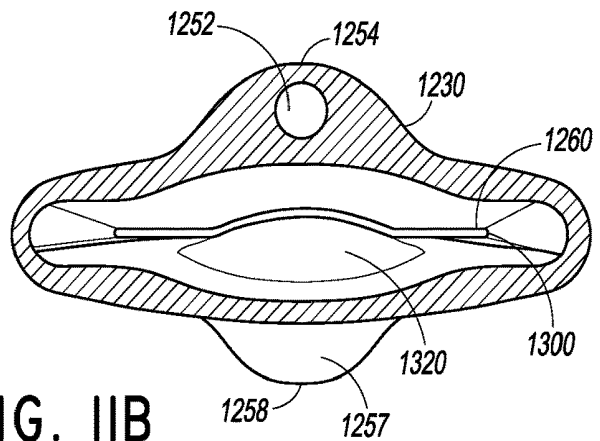


FIG. IIB

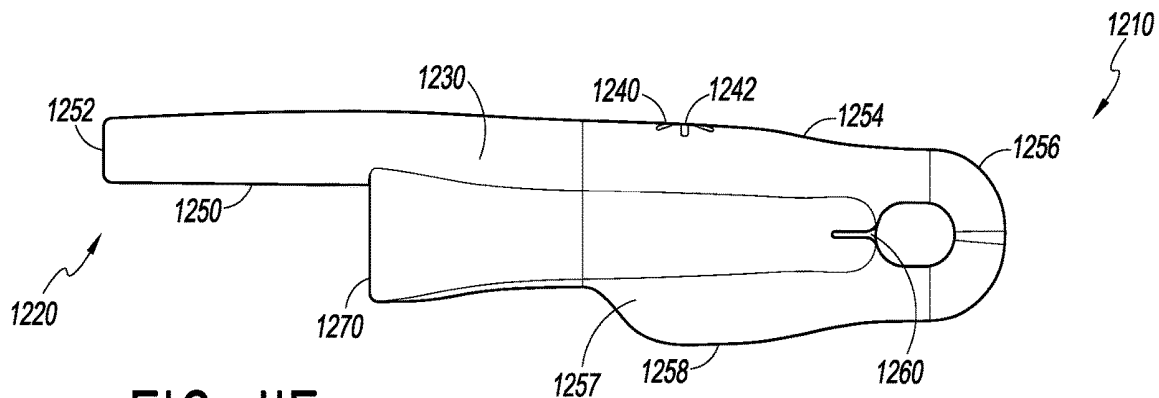


FIG. IIE

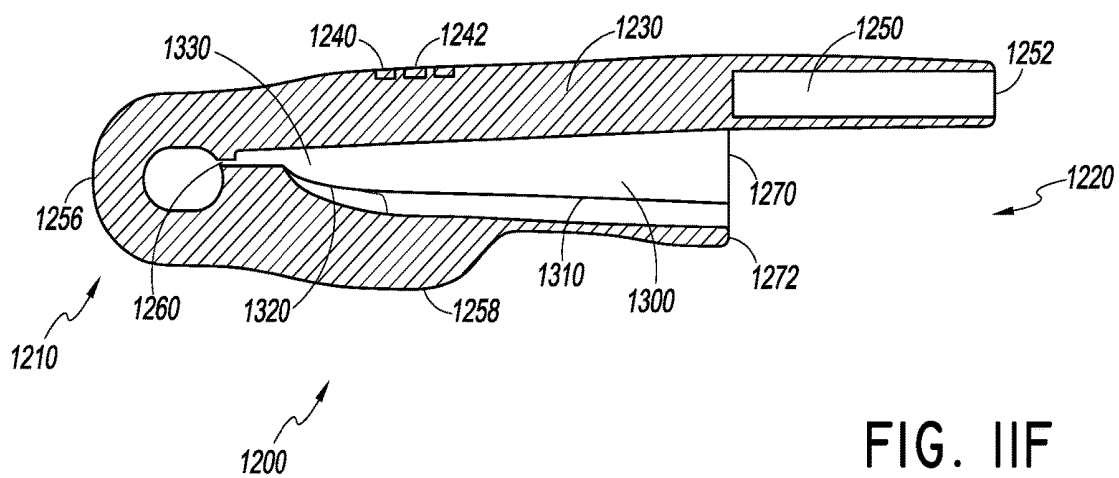


FIG. IIF

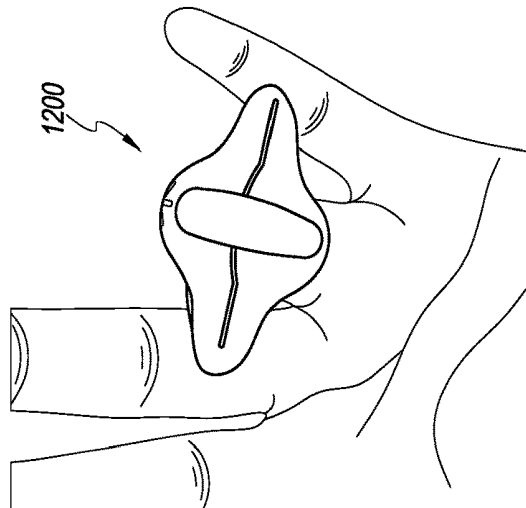


FIG. 12A

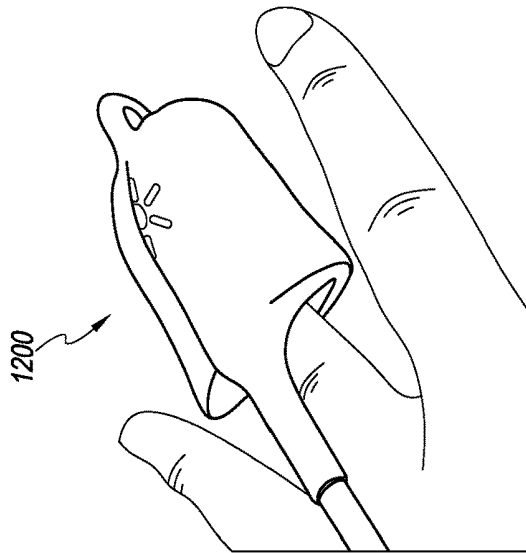


FIG. 12B

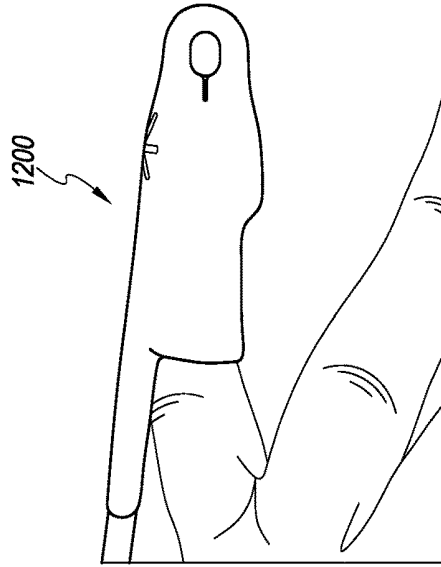


FIG. 12C

SOFT BOOT PULSE OXIMETRY SENSORINCORPORATION BY REFERENCE TO ANY
PRIORITY APPLICATIONS

This application claims the priority benefit under 35 U.S.C. § 119(e) of U.S. Provisional Application No. 62/113, 279, filed Feb. 6, 2015, and U.S. Provisional Application No. 62/118,668, filed Feb. 20, 2015, the entire contents of which are hereby incorporated by reference and should be considered a part of this specification. Any and all applications for which a foreign or domestic priority claim is identified in the Application Data Sheet as filed with the present application are hereby incorporated by reference under 37 CFR 1.57.

FIELD OF THE DISCLOSURE

The present disclosure relates to sensors. More specifically, the present disclosure relates to reusable medical sensors.

BACKGROUND

Energy is often transmitted through or reflected from a medium to determine characteristics of the medium. For example, in the medical field, instead of extracting material from an individual's body for testing, light or sound energy may be caused to be incident on the individual's body and transmitted (or reflected) energy may be measured to determine information about the material through which the energy has passed. This type of non-invasive measurement is more comfortable for the individual and can be performed more quickly.

Non-invasive physiological monitoring of bodily function is often required. For example, during surgery, blood pressure and the body's available supply of oxygen, or the blood oxygen saturation, are often monitored. Measurements such as these are often performed with non-invasive techniques where assessments are made by measuring the ratio of incident to transmitted (or reflected) light through a portion of the body, for example a digit such as a finger, or an earlobe, or a forehead.

SUMMARY OF THE DISCLOSURE

The present disclosure relates to a sensor that is responsive to signals received from the individual. The sensor can be attached to instruments that are responsive to signals from the sensors or the cables from the instrument. In some aspects of the present disclosure, the sensor housing is sufficiently durable for use in non-traditional hospital settings. In some embodiments, the sensor has an opening that allows a light to shine through the surface of the sensor. This can provide a visual indicator to allow for proper sensor placement in low light conditions. In one embodiment, the configuration of the wiring and components inside the sensor housing may be positioned to allow the manipulation of the sensor housing (e.g. for cleaning) while maintaining the integrity of the wiring within the sensor housing. In another embodiment, the sensor housing can provide for the physiological monitoring of bodily function in a non-traditional hospital setting. In one example, the sensor housing can have protruding components to ensure a reliable reading from the individual's fingertip. As well, the sensor housing can have an indicator to notify the individual that the sensor is properly reading the individual's bodily functions.

The sensor provides a comfortable and adjustable fit that can accommodate a patient with any sized finger or fingernail. As well, the structure of the sensor housing both secures the patient's finger to ensure a proper reading by the sensor, but also secures the sensor housing against the patient's finger to prevent improper sensor measurements as a result of the sensor housing bumping against external surfaces. In some embodiments, the sensor housing can include an opening at the proximal end of the sensor housing to allow the fingernail of a finger to extend through the sensor housing. In some embodiments, the sensor housing includes a cable that is located across the top surface of the sensor housing and extends past the proximal end of the sensor housing to provide sufficient room for the fingernail of a finger to be housed in the sensor housing.

The present disclosure provides a durable and reusable optical probe which is suitably constructed to provide low-noise signals to be output to a signal processor in order to determine the characteristics of the medium.

BRIEF DESCRIPTION OF THE DRAWINGS

FIG. 1A illustrates a top perspective view of one embodiment of the sensor.

FIG. 1B illustrates a circuit diagram of one embodiment of the sensor.

FIG. 2 illustrates a bottom perspective view of one embodiment of the sensor as illustrated in FIG. 1.

FIG. 3 illustrates a back view of one embodiment of the sensor as illustrated in FIG. 1.

FIG. 4 illustrates a front view of one embodiment of the sensor as illustrated in FIG. 1.

FIGS. 5-6 illustrate two side views of one embodiment of the sensor as illustrated in FIG. 1.

FIG. 7 illustrates a top view of one embodiment of the sensor as illustrated in FIG. 1.

FIG. 8 illustrates a bottom view of one embodiment of the sensor as illustrated in FIG. 1.

FIG. 9 illustrates a side cross-sectional view of one embodiment of the sensor as illustrated in FIG. 1.

FIG. 10 illustrates a front cross-sectional view of one embodiment of the sensor as illustrated in FIG. 1.

FIGS. 11A-11F illustrate various perspectives of an alternative embodiment of the sensor.

FIGS. 12A-12C illustrate various perspectives of the embodiment of the sensor shown in FIGS. 11A-11F while in use.

DETAILED DESCRIPTION

The present disclosure relates to a sensor that is responsive to signals received from the individual. The sensor can be attached to instruments that are responsive to signals from the sensors or the cables from the instrument. In particular, the present disclosure relates to durable and reusable sensors that can be used in challenging environments where traditional reusable style sensors can be damaged. Such sensors are designed for individuals such as firefighters, emergency medical technicians ("EMTs"), and other emergency workers that will have a need for physiological monitoring of bodily functions.

As will be discussed below, the presently disclosed sensor can include a number of features that provide the sensor with increased durability and allow the sensor to be cleaned and reused. The sensor can also have additional features that assist in monitoring of bodily functions in non-controlled environments. In one example, the sensor can be configured

with an external structure to prevent the sensor from catching onto outside surfaces and disrupting sensor measurements. In other examples, the sensor can additionally have features that provide visual indications to the individual as to whether the sensor is properly functioning.

As used in the specification, the terms “proximal” and “distal” should be understood as being relative to the location on the sensor where the sensor is monitoring an individual’s bodily function (e.g. fingertip). The term “distal” means the portion of the sensor where the finger is first inserted into the sensor housing. The term proximal means the portion of the sensor that is closest the fingertip of the patient when the sensor is placed on the finger of the individual.

FIG. 1-10 illustrates a plurality of views of sensor 100. The sensor 100 includes a sensor housing 130, wiring 150, an emitter 146, and a hard shell box 180. The sensor 100 has a proximal end 110 and a distal end 120. As will be discussed in more detail below, the wiring 150 enters the sensor housing 130 from the distal end 120 end of the sensor housing 130. As well, the sensor housing 130 can also have an opening 1270 on the distal end 120 that allows an individual’s finger to fit into the sensor housing 130. On the proximal end 110 of the sensor housing 130, the sensor housing 130 includes the emitter 146 on the top of the distal end 120 of the sensor housing 130 and a detector 182 on the bottom of the distal end 120 of the sensor housing 130. The emitter 146 and detector 182 can interact to read predetermined bodily functions from the individual’s finger that are placed in the sensor housing 130. The wiring 150 bends at an angle about the proximal end 110 of the sensor housing 130 to connect the emitter 146 and detector 182. As will be discussed in more detail below, in one embodiment, the wiring 150 can bend at the distal end 120 of the sensor housing 130 to allow the sensor housing 130 to be flipped inside out without damaging the wiring 150.

FIG. 1B illustrates an oximeter sensor circuit 1000 of the sensor 100 described above. As can be seen, the oximeter sensor circuit 1000 includes an emitter 1005 comprising a first LED 1007 and a second LED 1010. The oximeter sensor circuit 1000 further includes an information element comprising a resistor 1015. The first LED 1007, the second LED 1010, and the resistor 1015 are connected in parallel. The parallel connection has a common input electrical connection 1012 and a common return 1025. The oximeter sensor circuit 1000 also includes a detector 1030 having an input electrical connection 1035 connected to one end and having the common return 1025 connected to the other end. In some embodiments, the detector 1030 is a photodetector.

As mentioned, the resistor 1015 is provided as an information element that can be read by an attached oximeter. In order to read the resistor 1015, the oximeter drives the oximeter sensor circuit 1000 at a level where the emitter 1005 draws effectively insignificant current. Because the emitter 1005 becomes active only if driven at a voltage above a threshold level, at this low level, significantly all of the current through the common input electrical connection 1012 flows through the resistor 1015. By reducing the drive voltage across the input electrical connection 1012 and common return 1025 to a low enough level to not activate the emitter 1005, the emitter 1005 is effectively removed from the oximeter sensor circuit 1000. Thus, the oximeter can determine the value of the resistor 1015.

The value of the resistor 1015 can be preselected to indicate, for example, the type of sensor (e.g., adult, pediatric, or neonatal), the operating wavelength, or other parameters about the sensor. The resistor 1015 may also be utilized

for security and quality control purposes. For example, the resistor 1015 may be used to ensure that the oximeter sensor circuit 1000 is configured properly for a given oximeter. For instance, the resistor 1015 may be utilized to indicate that the oximeter sensor circuit 1000 is from an authorized supplier.

An information element other than the resistor 1015 may also be utilized. The information element need not be a passive device. Coding information may also be provided through an active circuit, such as a transistor network, memory chip (e.g. EEPROM), or other identification device.

Furthermore, it will be understood by a skilled artisan that a number of different circuit configurations can be implemented that allow the oximeter sensor circuit 1000 to include an information element. For example, the emitter 1005 and the information element may each have individual electrical connections.

As mentioned above, the resistor 1015 is preselected such that at low drive voltages, it is the only circuit element sensed by the oximeter. On the other hand, the resistor 1015 can also be preselected and of a sufficiently high value that when the drive voltage rises to a level sufficient to drive the emitter 1005, the resistor 1015 is effectively removed from the oximeter sensor circuit 1000. Thus the resistor 1015 does not affect normal operations of the emitter 1005. In summary, an information element may form an integral part of the oximeter sensor circuit 1000 by providing valuable information to the attached oximeter.

The circuit diagram of FIG. 1B is provided as an example of a configuration of the circuitry of the sensor 100 within the sensor housing 130 and is not intended to be limiting. In other embodiments, the oximeter sensor circuit 1000 can include a plurality of emitters 1005 and detectors 1030. For example, instead of/in addition to the resistor 1015, the oximeter sensor circuit 1000 can include additional resistor 1015 or other elements in order to serve as an information element.

As can be seen in FIGS. 1-10, the sensor 100 includes a sensor housing 130. In one embodiment, the sensor housing 130 can be made of a rubber or elastomeric material, such as, for example, Dynaflex™ thermoplastic elastomer. The rubber or elastomeric material of the sensor housing 130 protects the components of the sensor 100 and is flexible so as to resist tearing, cracking or crushing. The material design of the sensor housing 130 also allows the sensor housing 130 to be flipped inside out and for easy cleaning of the finger-contact surfaces. Further, as will be discussed below, while the sensor housing 130 is flexible, it is nevertheless sufficiently rigid so as to conform to the individual’s finger and to hold the components of the sensor 100 near the portion of the individual’s finger to obtain measurements. In other embodiments, the sensor housing 130 can also be made of silicone or other related material which provides the sensor housing 130 with similar properties.

The sensor housing 130 has a top compressed portion 132, a bottom compressed portion 134, a slit 190, a lip 170, and a wiring lumen 160 that partially extends from the sensor housing 130 and houses the wiring 150 through the length of the sensor housing 130. Further, the sensor housing 130 can retain the components of the sensor 100—here, the emitter 146 and detector 182 on the top and bottom surfaces of the distal end 120 of the sensor housing 130. The housing 130 surrounds the finger. In an embodiment, when the finger is inserted into the sensor, the sensor encloses the finger to block ambient light from entering the sensor housing.

As can be seen in FIGS. 1-2, the sensor housing 130 has a top compressed portion 132 and a bottom compressed

portion 134 such that the proximal end 110 of the sensor housing 130 has a more compressed, squeezed or flattened configuration than the distal end 120 of the sensor housing 130. As will be discussed in more detail, the emitter 146 and the hard shell box 180 are contained on the sensor housing 130 on the top compressed portion 132 and bottom compressed portion 134 respectively so as to bring the components of the sensor 100 closer to the finger to improve the physiological reading.

The distal end 120 of the sensor housing 130 includes a lip 170. As can be seen in FIGS. 1A and 3, the lip 170 forms the opening 172 to the sensor housing 130 which allows an individual to place his/her finger into the inside surface 174 of the sensor housing 130. As can be seen, the profile of the lip 170 is wider than the remainder of the sensor housing 130. In some embodiments, this allows easier placement of the sensor housing 130 on an individual's finger. In other embodiments, the lip 170 provides greater stability for the sensor 100. The thicker material of the lip 170 delivers a better grip on the portion of the finger the lip 170 is in contact with. The lip 170 also provides a light blocking barrier to prevent ambient light from entering into the sensor and causing erroneous readings. In some embodiments, because the proximal end 110 of the sensor 100 can provide a tight grip on the patient's fingertip, an equally tight grip on the finger helps provide stability if the location of that tight grip is located away from the finger tip. The lip 170 can therefore be included to provide stability. The thicker material of the lip 170 therefore facilitates the placement of the sensor 100 on a variety of finger diameters but also provides the necessary grip on the finger tip of the sensor 100 at the proximal end 110. In some embodiments, the lip 170 can also provide a spring force that grips onto the finger. In some embodiments, this allows the sensor 100 to maintain a stable grip on the finger even if the patient was to move or shake his or her hand vigorously. FIGS. 2 and 4 illustrate the slit 190 on the distal end 120 of the sensor housing 130. The slit 190 extends through the distal end 120 of the sensor housing 130 and helps the sensor housing 130 accommodate a variety of different finger sizes. In some embodiments, the slit 190 allows an individual's fingernail to protrude through the slit 190. In this way, the individual's finger can be properly positioned inside the sensor housing 130 to align with the emitter 146 and detector 182. In an embodiment, the fingernail slit 190 substantially surrounds the fingernail and acts as a light blocking barrier to prevent ambient light from entering the sensor.

In some embodiments, the material and structure of the sensor housing 130 allows the sensor housing 130 to change shape as a patient's finger is inserted. As discussed, the lip 170 of the opening 172 of the sensor housing 130 can be pulled downward to better accommodate the patient's finger as it is inserted into the body of the sensor housing 130. The sensor housing 130 surrounds the end of the patient's finger and retains the components and circuitry of the sensor 100 on the patient's finger so as to properly monitor the individual's bodily functions. Further, the material properties and shape of the sensor housing 130 help the proper positioning of the sensor 100 and provide for proper monitoring even with patient movement. The disclosed sensor housing 130 can provide proper monitoring even with a patient tapping his/her finger against a surface.

In order to monitor the individual's bodily functions as well as to connect the emitter 146 to the detector 182, the sensor housing 130 includes a wiring lumen 160 that allows wiring 150 to extend through the sensor housing 130. In some embodiments, the wiring lumen 160 extends from the

sensor housing 130 and has an opening 162 at the distal end 120 of the sensor housing 130 that allows the wiring 150 to extend into. The wiring 150 extends through the wiring lumen 160 and forms a straight portion 164 along the top of the sensor housing 130 until it connects with the emitter 146. In some embodiments, the wiring 150 can then have an angled top portion 166 that routes the wiring 150 off center over the distal end 120 of the sensor housing 130. In some embodiments, the angled top portion 166 can have an angle α with a 45 degree angle from the centerline. In other embodiments, the angled top portion 166 can have an angle α that ranges from between greater than 0 degrees to less than 90 degrees. The angled top portion 166 allows the sensor housing 130 to accommodate the individual's finger and/or fingernail and to allow it to protrude from the slit 190 of the distal end 120. Further, the angled top portion 166 can prevent the wiring 150 from being stretched out and broken when the sensor 100 is turned inside out for cleaning. Because the angled top portion 166 is routed off center, the distal end 120 of the sensor housing 130 has added material 136 in order to compensate for the angled top portion 166. The angled bottom portion 168 then connects the wiring 150 to the detector 182. In some embodiments, the added material 136 on the proximal end 110 of the sensor 100 can also serve the function of providing the emitter 146 and/or the detector 182 with a closer and more secure fit on the fingertip.

The distal end 120 of the sensor housing 130 can accommodate the emitter 146 and the detector 182 in the top compressed portion 132 and the bottom compressed portion 134 of the sensor housing 130 respectively. As discussed above, the location of the emitter 146 and detector 182 on the compressed distal end 120 portions of the sensor housing 130 allow the components of the sensor housing 130 to be compressed against both sides of the individual's finger.

As illustrated in the figures, the emitter 146 is located near the proximal end 110 of the sensor housing 130 and protrudes from the surface of the top compressed portion 132. In one embodiment, the emitter 146 is centered in the distal end 120 of the sensor housing 130. The emitter 146 has a top surface 140 that is located on the surface of the sensor housing 130. FIG. 7 illustrates a top view of the sensor housing 130 and an enlarged view of the top surface 140. The top surface 140 can have portions cut out to form a design. Each of the cut-outs on the top surface 140 can be filled in with light pipe 142. The cut-outs on the top surface 140 and the light pipe 142 allows the light 144 from the emitter 146 to shine from the top surface 140. The sensor 100 can be configured to be used in environments that frequently have insufficient light (e.g. emergency situations). Therefore, the light 144 from the top surface 140 can help an individual to orient the sensor 100 in the dark. As well, in some embodiments, the sensor 100 can be configured such that the light 144 does not light up unless the sensor has been properly placed on the individual's finger. Alternatively, the light can turn off when properly placed. In such embodiments, the light 144 can help to serve as an indicator for the individual to adjust the sensor 100. The light can also provide some ambient lighting. As discussed, because the sensor 100 is frequently used in situations with insufficient light, the ambient lighting provides the additional benefit of providing a light source for emergency personnel.

The top surface 140 is located on the top compressed portion 132 of the sensor housing 130 and serves to protect the emitter 146. The light pipe 142 filling the cut-outs in the top surface 140 help to protect the emitter 146 while still

allowing light to shine from the top surface 140. The emitter 146 also has a surface that is exposed on the inside surface 174 of the sensor housing 130. In some embodiments, the emitter 146 can also serve as the light source that is captured by the detector 182 after attenuation by the body tissue.

The function of the emitter 146 described above, while shown in the context of the sensor housing 130, can be included on a variety of sensors 100. For example, the emitter in tape sensors or clip-structured sensors can be adapted such that the emitter emits light to signal to the individual that the sensor 100 is properly functioning. Alternatively, the light can turn off when properly placed. As well, the emitter in tape sensors or clip-structured sensors can be adapted to provide light to the surrounding environment.

The detector 182 is located near the proximal end 110 of the sensor housing 130 on the bottom compressed portion 134. In one embodiment, the detector 182 is centered in the proximal end 110 of the sensor housing 130 such that it is aligned with the emitter 146. In one embodiment, the detector 182 is contained in a hard shell box 180 that protrudes from the bottom of the sensor housing 130 and out from the bottom compressed portion 134. FIG. 8 illustrates a bottom view of the sensor housing 130 and an enlarged view of the hard shell box 180 of the detector 182. The purpose of the hard shell box 180 is to provide for a more reliable reading from the detector 182. In some embodiments, this is accomplished by the hard shell box 180 protruding from the bottom compressed portion 134. By having the hard shell box 180 contact an outside surface instead of the outside material of the sensor housing 130, the sensor housing 130 of the sensor 100 can slide more easily on a surface and prevent catching of the sensor against a surface. In situations where the individual is moving or tapping his/her hand, if the sensor housing 130 of the sensor 100 were to catch on a surface, it would cause the individual's finger to slip on the inside surface 174 of the sensor housing 130 which can prevent the detector 182 from providing a reliable reading.

FIGS. 9-10 provide a cross-sectional view of the sensor 100. FIG. 9 illustrates an off-centered longitudinal cross-section of the sensor 100 which provides a view of the length of the inside surface 174. FIG. 10 illustrates a lateral cross-section of the sensor 100 near the proximal end 110 of the sensor 100. FIG. 9 illustrates the finger-shaped path 200 of the inside surface 174. The finger-shaped path 200 includes a finger lumen 230 and a finger-tip indentation 210 at the proximal end 220 of the finger-shaped path 200. As discussed earlier, the finger-shaped path 200 of the inside surface 174 narrows between the top compressed portion 132 and bottom compressed portion 134 which helps to capture an individual's finger between the sensor housing 130. When an individual's finger is placed in the finger-shaped path 200 of the sensor housing 130, the length of the individual's finger rests in the finger lumen 230 with the fingertip resting in the finger-tip indentation 210. As can be seen in FIG. 10, the finger-tip indentation 210 rests in between the emitter 146 and detector 182 and therefore allows the emitter 146 and detector 182 to monitor certain bodily functions. FIG. 9 also illustrates, as was discussed above, the slit 190 proximal to the finger-tip indentation 210 and providing a continuous passageway to allow a fingernail to extend past the distal end 220 of the finger-tip indentation 210.

As well, as can be seen in FIG. 9, the sensor housing 130 has a thicker portion about the edges such that the center portion of the sensor housing 130 has a top compressed portion 132 and bottom compressed portion 134. In some

embodiments, this thicker portion about the outer edges of the sensor 100 provides a supported frame for the sensor 100. In some embodiments, the top compressed portion 132 and bottom compressed portion 134 are composed of a thinner membrane than the surrounding portion of the sensor housing 130 and spans between the thicker portions of the sensor 100. In some embodiments, the wiring 150, emitter 146, and detector 182 is retained and floats in the thinner membrane of the top compressed portion 132 and bottom compressed portion 134 respectively. In this way, the wiring 150, emitter 146, and detector 182 are movably retained in the sensor housing 130. In some embodiments, this conformation of the sensor housing 130 provides comfort as well as accurate and stable placement of the emitter 146 and detector 182 as the sensor housing 130 can move to conform to a variety of patient finger diameters. The flexibility of the sensor 100 can therefore allow for a secure and comfortable fit of the sensor 100 about a patient's fingertip.

FIGS. 11A-11F and FIGS. 12A-12C provide an example of another embodiment of the sensor described above. As can be seen in this embodiment, the wiring is not contained within the sensor and protrudes from the distal end of the sensor. Unlike the wiring 150 described in the embodiment shown in FIGS. 1-10, the wiring is not routed at an angle to one side of the distal end of the sensor.

FIGS. 11A-11F illustrate the sensor 1200 with a proximal end 1210 and a distal end 1220. As described above, the sensor 1200 has a sensor housing 1230 with an opening 1270 on the distal end 1220 that allows an individual's finger to be positioned within. Like the sensor housing 130 of the sensor 100, the sensor housing 1230 retains the emitter 1242 and detector 1257 in the top and bottom portions of the sensor housing 1230 respectively. In some embodiments, the emitter 1242 and detector 1257 are placed above and below the individual's fingertip. The sensor housing 1230 also includes a wiring lumen 1250 that can house wiring (not pictured) that runs through the body of the sensor housing 1230. The sensor 1200 also includes a slit 1260 at the proximal end 1210 of the sensor housing 1230. As discussed above, the slit 1260 sits at the distal end of the inside passageway of the sensor 1200 and allows an individual's fingernail to protrude from the distal end of the sensor 1200.

FIGS. 11A and 11E illustrate the wiring lumen 1250 through the sensor housing 1230. The wiring lumen 1250 has an opening 1252 that allows the wiring to enter the sensor housing 1230. The wiring lumen 1250 has a straight portion 1254 that connects the wiring to the emitter 1242. Unlike the wiring 150 of the sensor 100, the wiring of the sensor 1200 is not guided off-center on the sensor housing 1230. In this embodiment of the sensor 1200, because the wiring is not contained within the sensor housing 1230, the wiring does not need to be directed to either side so as to allow the opening 1270 to be placed at the proximal end 1210 of the sensor housing 1230. Instead the wiring lumen 1250 has curved portion 1256 that brings the wiring to the underside of the sensor housing 1230 and connects the wiring from the emitter 1242 to the detector 1257.

Next, as is illustrated in FIG. 11A, in this embodiment, the surface of the sensor housing 1230 covering the emitter 1242 can have cut-outs that are filled in with light pipe 1240. The light pipe 1240 allows the light from the emitter 1242 to shine through which can, as discussed above, help an individual to orient the positioning of the sensor 1200 on the finger. In other embodiments, the light from the emitter 1242 can indicate to the individual whether the sensor 1200 is properly positioned on the finger.

FIGS. 11B and 11F provide a cross-sectional view of the sensor 1200. FIG. 11B illustrates a longitudinal cross-sectional view of the sensor 1200 which provides a view of the length of the finger-shaped path 1300. FIG. 11F illustrates a lateral cross-section of the sensor 1200 near the proximal end 1210 of the sensor 1200. FIG. 11B illustrates the finger-shaped path 1300 that includes a finger lumen 1310 and a finger-tip indentation 1320 at the proximal end 1330 of the finger-shaped path 1300. As seen in FIG. 11F, the finger-shaped path 1300 narrows towards the proximal end 1330 of the finger-shaped path 1300. When an individual's finger is placed in the finger-shaped path 1300 of the sensor housing 1230, the length of the individual's finger rests in the finger lumen 1310 with the fingertip resting in the finger-tip indentation 1320. As can be seen in FIG. 11B, the finger-tip indentation 1320 rests in between the emitter 1242 and detector 1257 and therefore allows the emitter 1242 and detector 1257 to monitor the individual's bodily functions. FIG. 11F also illustrates, as was discussed above, the slit 1260 opening proximal to the finger-tip indentation 1320 that can allow the individual's fingernail to extend past the proximal end 1330 of the finger-tip indentation 1320.

Finally, FIGS. 12A-12C provide front, top, and side views of the sensor 1200 as it is used by an individual to measure the individual's bodily functions. As can be seen, the individual's finger extends into the sensor housing 1230 from the opening 1270 on the distal end 1220 of the sensor 1200 and into the finger-shaped path 1300. The finger extends through the finger-shaped path 1300 of the sensor 1200 such that the length of the finger rests in the finger lumen 1310 and the fingertip rests in the finger-tip indentation 1320 of the proximal end 1330. At the finger-tip indentation 1320, the fingertip is between the emitter 1242 and detector 1257 that monitors certain bodily functions of the individual.

Although this disclosure has been disclosed in the context of certain preferred embodiments and examples, it will be understood by those skilled in the art that the present disclosure extends beyond the specifically disclosed embodiments to other alternative embodiments and/or uses of the disclosure and obvious modifications and equivalents thereof. In addition, while a number of variations of the disclosure have been shown and described in detail, other modifications, which are within the scope of this disclosure, will be readily apparent to those of skill in the art based upon this disclosure. It is also contemplated that various combinations or sub-combinations of the specific features and aspects of the embodiments may be made and still fall within the scope of the disclosure. Accordingly, it should be understood that various features and aspects of the disclosed

embodiments can be combined with or substituted for one another in order to form varying modes of the disclosed.

What is claimed is:

1. A reusable sensor for measuring a signal indicative of at least one physiological parameter of tissue, the sensor comprising:

a reusable circuit including one or more light emitting source configured to emit light of at least two different wavelengths and at least one light detector configured to detect the light after it has been attenuated by body tissue;

an elastomer sensor housing comprising a finger lumen sized and shaped to fit a finger, the sensor housing having a distal opening and a wire lumen;

wherein the sensor housing is disposed about a portion of the one or more light emitting source and the at least one light detector and configured to surround and enclose a finger,

wherein the sensor housing includes an opening on a top surface of the sensor housing configured to allow a portion of the emitted light to be visible from the top surface of the sensor housing, and

wherein the wire lumen that extends through the body of the sensor housing, along a topside of the sensor housing; and

a wire, wherein the wire is disposed within the wire lumen and provides a connection between the light emitting source and the light detector.

2. The reusable sensor of claim 1, wherein the sensor housing has a rubber or an elastomeric material.

3. The reusable sensor of claim 1, wherein the wire lumen and the wire have a portion that deviates from a centerline of the sensor at an angle that is between 1 and 45 degrees.

4. The reusable sensor of claim 1, wherein the wire lumen is contained within the sensor housing.

5. The reusable sensor of claim 1, wherein the wire lumen extends from the sensor housing.

6. The reusable sensor of claim 1, wherein a proximal opening is internally connected with a proximal end of the finger lumen.

7. The reusable sensor of claim 1, wherein a top and bottom surface of the sensor housing is compressed at a proximal end of the sensor.

8. The reusable sensor of claim 1, wherein the detector is located on a bottom portion of the sensor housing and protrudes from the sensor housing.

9. The reusable sensor of claim 1 wherein an emitter is located on a top portion of the sensor housing.

* * * * *

专利名称(译)	软启动脉冲血氧饱和度传感器		
公开(公告)号	US10568553	公开(公告)日	2020-02-25
申请号	US15/017217	申请日	2016-02-05
[标]申请(专利权)人(译)	梅西莫股份有限公司		
申请(专利权)人(译)	Masimo公司		
当前申请(专利权)人(译)	Masimo公司		
[标]发明人	ONEIL CHARLES D HWANG SUJIN SCHMIDT JOHN		
发明人	O'NEIL, CHARLES D. HWANG, SUJIN SCHMIDT, JOHN		
IPC分类号	A61B5/1455 A61B5/00		
CPC分类号	A61B5/6826 A61B5/14552 A61B2560/0443		
优先权	62/113279 2015-02-06 US 62/118668 2015-02-20 US		
其他公开文献	US20160228043A1		
外部链接	Espacenet		

摘要(译)

公开了一种可重复使用的传感器，用于产生指示组织的至少一个生理参数的信号。传感器可以包括传感器壳体，该传感器壳体具有远侧开口，金属丝腔和近侧开口。远端开口可包括延伸穿过传感器壳体的主体的内腔，而金属丝腔可位于传感器壳体的外部。传感器还可以包括第一组件，该第一组件位于传感器壳体的顶表面上并且沿着线腔的路径。该传感器还可以包括第二部件，该第二部件位于传感器壳体的底表面上，与第一部件相对。第二部件也可以沿着线腔的路径定位。传感器还可包括同轴地设置在金属丝腔内并连接第一部件和第二部件的金属丝。

