



US 20170309153A1

(19) **United States**

(12) **Patent Application Publication**
VAN OORSCHOT et al.

(10) **Pub. No.: US 2017/0309153 A1**
(43) **Pub. Date: Oct. 26, 2017**

(54) **ACTIVATION BY TEMPERATURE SENSOR**

A61M 21/00 (2006.01)

(71) Applicant: **NIGHTBALANCE B.V., DEN HAAG (NL)**

A61B 5/00 (2006.01)

A61B 5/00 (2006.01)

A61B 5/00 (2006.01)

A61M 21/00 (2006.01)

(72) Inventors: **THIJS VAN OORSCHOT, LEIDERDORP (NL); ELINE CHRISTIANE VAN BEEST, DEN HAAG (NL)**

A61M 21/00 (2006.01)

A61B 5/01 (2006.01)

(52) **U.S. Cl.**

CPC **G08B 21/06** (2013.01); **A61B 5/4818**

(2013.01); **A61B 5/1116** (2013.01); **A61B**

5/4561 (2013.01); **A61F 5/56** (2013.01); **A61B**

2560/0209 (2013.01); **A61B 5/01** (2013.01);

A61B 5/4815 (2013.01); **A61B 5/4809**

(2013.01); **A61B 5/4806** (2013.01); **A61M**

2021/0005 (2013.01); **A61M 2021/0022**

(2013.01); **A61M 2021/0083** (2013.01)

(21) Appl. No.: **15/614,541**

(22) Filed: **Jun. 5, 2017**

Related U.S. Application Data

(62) Division of application No. 14/378,608, filed on Aug. 13, 2014, now Pat. No. 9,704,372.

Publication Classification

(51) **Int. Cl.**

G08B 21/06 (2006.01)

A61B 5/11 (2006.01)

A61B 5/00 (2006.01)

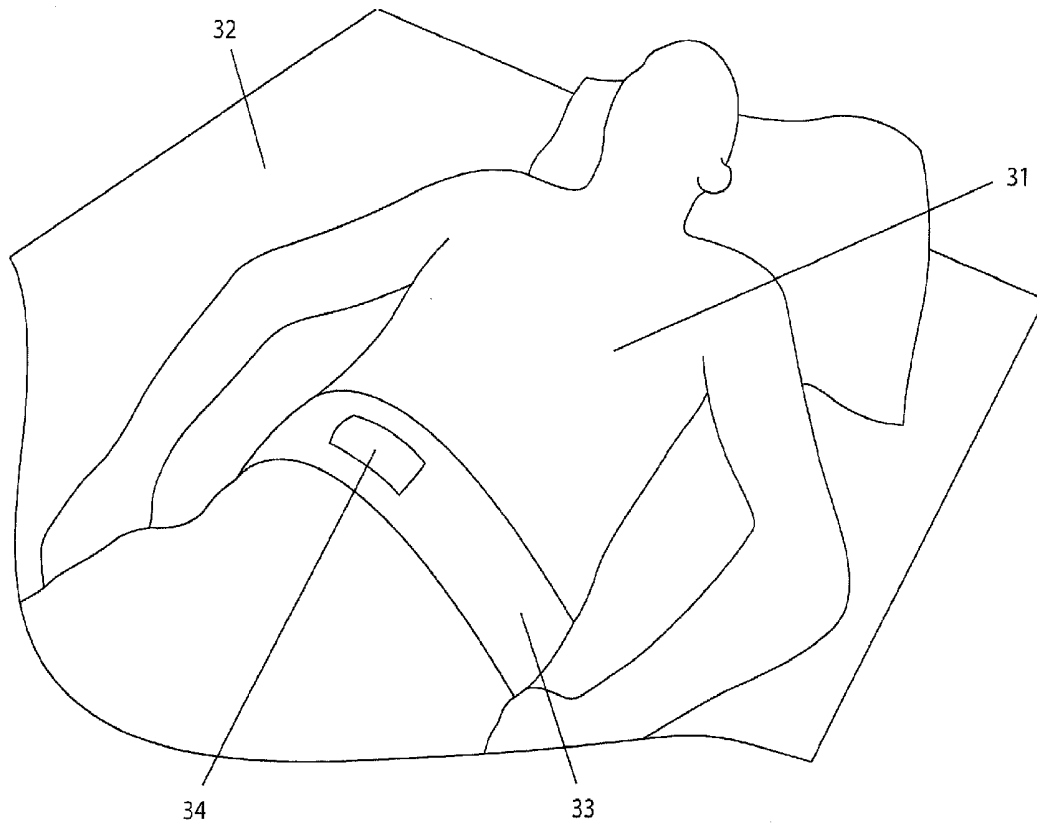
A61F 5/56 (2006.01)

A61B 5/00 (2006.01)

(57)

ABSTRACT

A sleep posture alerting method is provided, wherein the sleep posture of a person is detected. The person is automatically alerted by a stimulus generated by an alerting device when the sleep posture is out of a predetermined body posture range. A stimulus variation is effected by the alerting device.



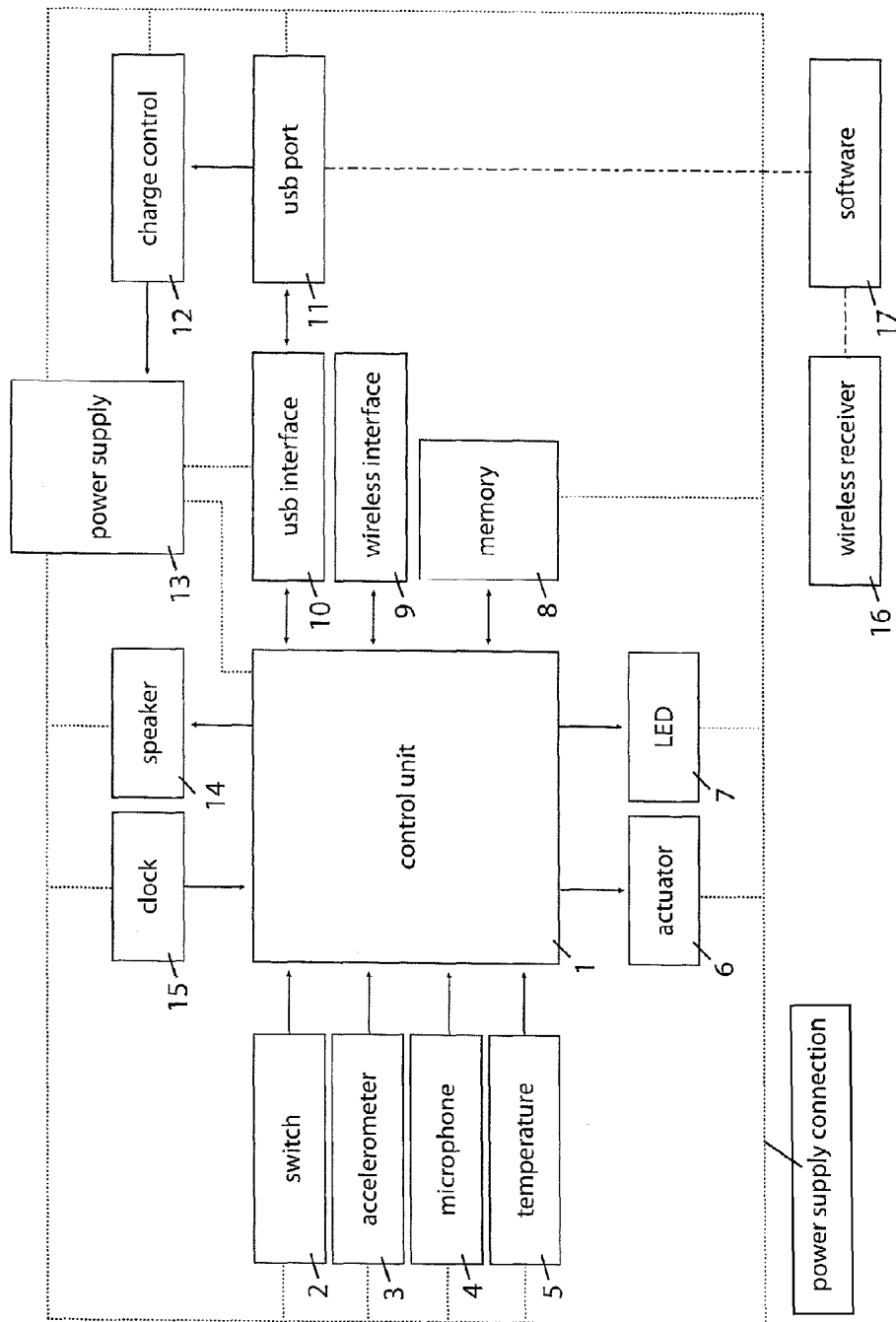


Fig. 1

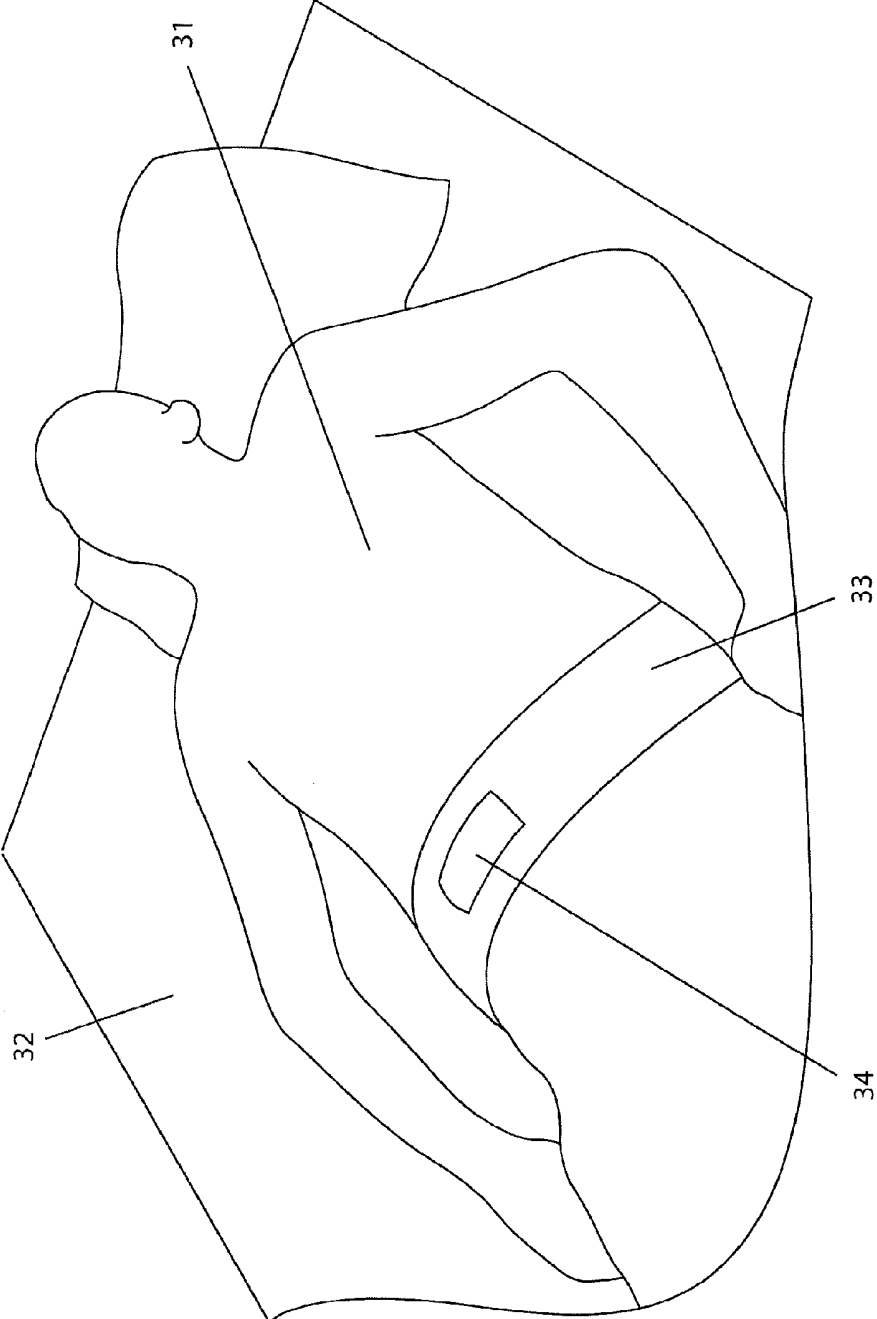


Fig. 2

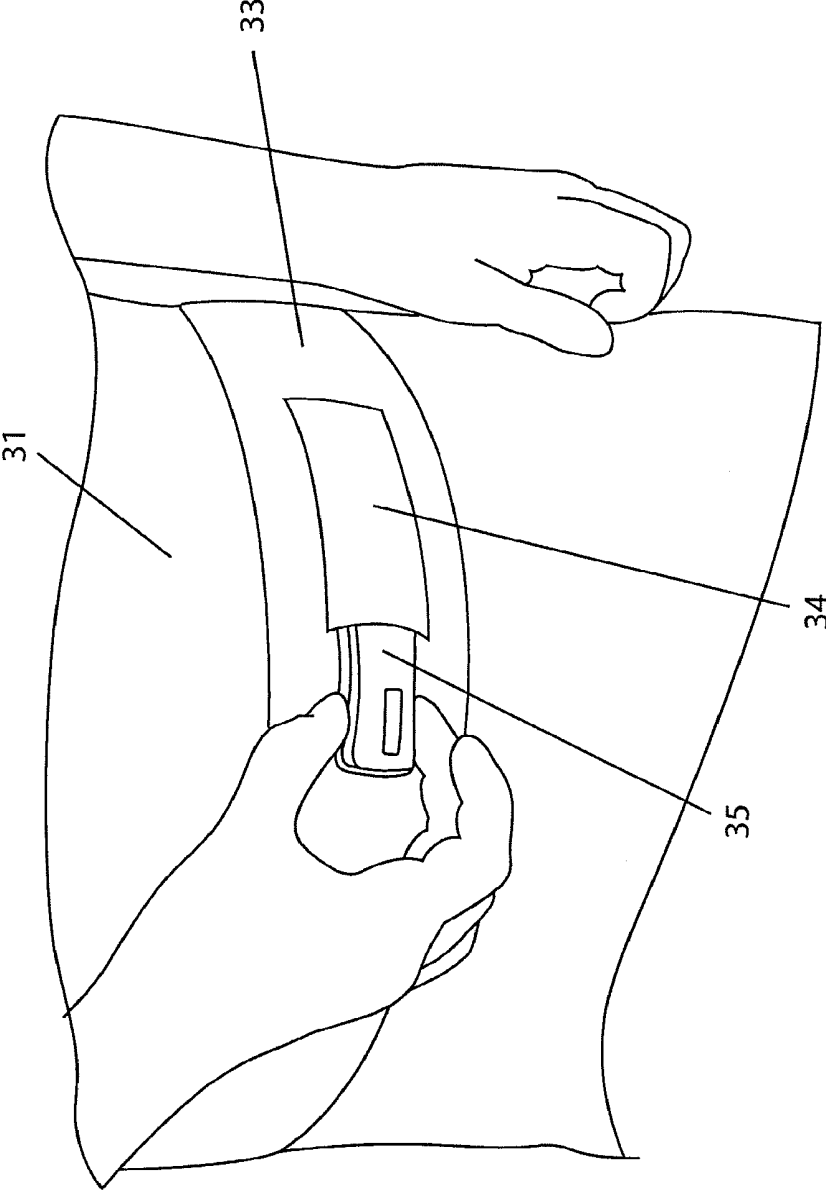


Fig. 3

ACTIVATION BY TEMPERATURE SENSOR

BACKGROUND OF THE INVENTION

[0001] The present invention relates to a sleep posture alerting apparatus, comprising

[0002] an electronic control unit,

[0003] a body posture detecting sensor operatively connected to the control unit for detecting the posture of the body, and

[0004] an alarming device operatively connected to the control unit,

wherein, the sleep posture alerting device has a normal operational mode, in which—when the posture of the body detected by the sensor exits a predefined posture range—the control unit sends an alarm signal to the alarm device, and the alarming device generates an alarm based on the signal received from the control unit, to alert said person.

[0005] Such an apparatus is disclosed in WO 2011/139141.

[0006] It is an object of the invention to provide an improved sleep posture alerting apparatus.

SUMMARY OF THE INVENTION

[0007] This object is achieved by a sleep posture apparatus of the above described type.

[0008] Sometimes users might be disturbed by the sleep position trainer during the night, which causes them to take off the device. In their sleepiness, they can forget to turn off the device. Consequence is that, in a wrong position, the device could be vibrating all night until the battery empties. Furthermore, the data representation of one's night of sleep will be distorted.

[0009] An aspect of the invention is that the apparatus uses its temperature sensor to activate the sensor only when used. Based on a temperature range at around body temperature, the sensor is active (possibly after switching the device on with the regular on/off switch). So for example at temperatures below the body temperature range the sensor is or becomes not active (e.g. when the sensor is not worn), or at temperatures above the body temperature range (e.g. when someone lays the sensor on a radiator for example). The unexpected effect of using the body temperature range to activate the device is that the device takes time to cool down when not in use (and within the housing of the device, the temperature sensor), and the other way around, it also needs time to warm up. So although the sensor may be switched on by a user, the sensor may not be at the right temperature yet to be active. This allows users to get accustomed of wearing the device and gently fall asleep before it is activated.

[0010] In general humans tend to sleep lighter towards the end of their sleep. More specifically, humans generally sleep lighter during approximately the second half of their night. Another aspect of the invention lies in that the apparatus is arranged and configured to automatically change the intensity or type of the stimulus during the second half of their night. To this end the level of the feedback to the patient (e.g. audible, tactile, vibro-tactile, movement, light, smell) is preferably decreased. It is also possible to increase the feedback, but as the patient is usually sleeping lighter during the second part of their night, a decreased level of feedback is usually sufficient to alarm the patient. This change can be set to occur after a certain period of time, or determined by

the patient himself, or automatically set by changing externally measured circumstances (e.g. posture, movement, arousal, sleep, depth of sleep). This change could also occur gradually over the time of one night.

[0011] According to an aspect of the invention the alarming device is configured to generate different alarm stimuli, and in that the control unit is programmed to send an alarm signal to the alarming device such that a stimulus variation is effected by the alarming device.

[0012] It is noted here that the term “alerting device” in this application, and in particular in the appending claims, can mean an alerting device that can generate one type of alert stimulus (e.g. vibrotactile, tactile, electromagnetic, auditive), but can also mean an assembly of alerting devices, each of which is able to generate a certain type of alerting stimulus (e.g. vibrotactile, tactile, electromagnetic, auditive).

[0013] An aspect of the present invention relates to a sleep posture alerting method, wherein the sleep posture of a person is detected and wherein the person is automatically alerted by a stimulus generated by an alerting device when the sleep posture is out of a predetermined body posture range, wherein a stimulus variation is effected by the alerting device.

[0014] When providing the same stimulus, habituation occurs. Therefore the present invention proposes to use a stimulus variation in order to prevent this habituation effect. The stimulus variation may comprise a variation in type of stimulus (vibrotactile, tactile, electromagnetic, auditive, (bone) conduction or a combination of stimulus types previously mentioned).

[0015] Alternatively or in addition the stimulus variation can comprise a variation in strength or amplitude of the stimulus.

[0016] Furthermore, alternatively or in addition, the stimulus variation can comprise a variation in the length of a stimulus and/or in the frequency of the stimulus.

[0017] Also, alternatively or in addition, the stimulus variation can comprise a variation in the interstimulus interval.

[0018] Moreover, it is possible to give the stimulus on different locations on the body of a patient, such that the stimulus variation can comprises a variation in the location where the stimulus is given.

[0019] The variation type as described above can be randomised. Also the type of variation within a specific form of the stimulus can be randomised.

[0020] Discontinued habituation seems to occur when a stimulation is recognised but then changes. To stimulate recognition therefore, one type of stimulus is repeated.

[0021] According to one aspect of the invention a certain alarm stimulus is repeated and then the stimulus is changed based on a certain external input variable measured by a detecting device, wherein the detecting device comprises a body posture detecting sensor combined with a timer to determine the reaction time (of body posture change) to the generated stimulus, and wherein the variable is the event of a (predetermined) time increase in reaction time compared to the previous reaction time (or an average of previous reaction times).

[0022] As such, the stimulus remains the same over a set period of time, a set number of previous stimulus rounds or types or when no (predetermined) significant changes in the subject is seen in for example their conscious or unconscious

(body) response at any autonomic or non-autonomic level. So for example, the variation type as described above can remain the same based on similar responses, response times, learning effects, therapy progress, therapy results, therapy period or sleep architecture. An additional example may be to remain with the same stimulation in the event of a similar reaction time, the latter meaning that the previous reaction time (t1) is, within a certain margin, equal to the last reaction time (t2).

[0023] As long as the given stimulus remains within the margin of a 'good reaction' ($t1 \approx t2$) as described above, the device will continue to provide the preceding stimulus, not further changing any characteristics. So for example a user has a good reaction to stimulus A, then the next stimulus that is given when needed, will be the same stimulus A.

[0024] Next, to avoid the habituation, at a certain point the stimulus is (automatically) changed. This can be either after a set period of time, a set number of previous stimulus rounds or types or when a change in the subject is seen in for example their conscious or unconscious (body) response at any autonomic or non-autonomic level. So for example, the variation type as described above can be adapted to the response, response time, learning effect, therapy progress, therapy results, therapy period or sleep architecture. An additional example may be, at the moment of an increased reaction time (so the previous reaction time (t1) is shorter than the last reaction time (t2)), to change the stimulation. Then, the stimulation is changed to a different variation. This change may be, as previously described, in stimulus types, levels, frequencies, strengths, lengths, locations, amplitudes and/or interstimulus intervals.

[0025] Additionally, all can vary going up or down. In doing that, habituation is discontinued and the learning effect maintained or increased.

[0026] An important aspect of the invention is that, different users show and/or experience different optimal nightly stimulus types, levels, locations, frequencies, strengths, lengths, amplitudes and/or interstimulus intervals. To accustom individual stimulus optimisation, stimulus types, levels, frequencies, strengths, lengths, locations, amplitudes and/or interstimulus intervals can be adapted towards the optimal subject reaction.

[0027] When non-optimal reaction by the subject is measured (for example, a subject does not respond to the stimulus), the stimulus (automatically) changes to a more severe or different stimulus. This ensures the effectiveness of the stimulus regardless the user. On the other hand, when optimal results are measured (for example, subject reacts very fast to the stimulus), the stimulus (automatically) stays the same, or changes to less severe stimulus. This has two main benefits; it is ensured that subjects have minimal stimulus interventions during their sleep, still evoking their reaction. And secondly, this can guide the learning process to a point where no external stimulus is needed to avoid certain (nightly) behaviour (for example sleeping on the back).

[0028] The above processes can be endlessly repeated. The above processes can range between a lower limit and upper limit in stimulus types, levels, locations, frequencies, strengths, lengths, amplitudes and/or interstimulus intervals. The lower limit can be no stimulus at all.

[0029] The above processes can also be used to change between types of stimuli (vibrotactile, tactile, electromag-

netic, auditive or a combination of stimulus types previously mentioned) to adjust the stimuli to the reaction of the user.

[0030] Another aspect is that, the whole of the sleep position trainer can be paused, to start working again after a set period of time, or based on behavioural changes of the subject, or based on whether or not a subject is already sleeping etc. This pause can be optional to be indicated or activated by the user. The pause periods may vary in time. The pause periods could also be pre set at certain moments, automatically by the device or pre-set by the user. So for example, there are always two pause moments during the night, one during the first part of sleep, one towards the end of the sleep. Or whatever a user prefers. The pause options could also increase or decrease over time, to provide a period to get used to the device, or to provide a learning effect (so if someone wants to test if they have learned not to sleep on their back they could record this during the increasing pause moments). Also this pause can be based on (behavioural) indications such as the occurrence or non-occurrence of sleep related outcomes (such as apnoeas, or snoring for example).

[0031] Another aspect of the invention provides for a pre-warning signal as an introduction that an alarm is upcoming. The pre-warning signal has such a level that it is only slightly noted by the patient and that it does not disturb the sleep. The pre-warning signal is not necessarily meant to evoke a reaction by the user (for example, a position change or awakening), but merely to prepare a user of the upcoming feedback, consciously or unconsciously. That way, users are less surprised when the regular alarm feedback cycle starts at a certain level of intensity. The case might be however, that a user reacts to the pre-warning. After a certain time delay, in the event that an undesired position is still detected the regular alarm feedback cycle starts. This delay time may vary over periods of the night, over periods of use (e.g. the beginning of use versus over a certain period of time of use), or they could be preset by a user. The delay time may also gradually change over any of the preceding periods. An advantage is that the pre-warning prevents that the patient is woken by the regular alarm, because the user is prepared by the pre-warning. The pre-warning could be dependent or independent of the set alarm types, levels, frequencies, strengths, lengths, locations, amplitudes and/or interstimulus intervals.

[0032] In a further aspect of the invention it is envisaged that if a patient for example has stopped sleeping with the sensor, or has not used the sensor for a certain period of time, the sleep posture alerting apparatus resets itself to another mode, such that when it is reused again it starts again with a training program. When the apparatus is reset, the selection of the mode (what program) the apparatus is reset to can be set by the user, or based on external factors. The reset can be set to occur after a certain period of time, or determined by the patient himself, or automatically set by changing externally measured circumstances (e.g. posture, movement, arousal, sleep, depth of sleep). For example in the event a certain level of usage—e.g. a lower threshold value—is reached which is monitored, the apparatus can reset itself to another mode.

[0033] Often is seen that users enjoy waking up in a relaxed way, being able to sleep in all positions. Another aspect of the invention lies in that the intensity or type of the stimulus is changed towards the end of the night or the end of the sleeping period, wherein preferably, there is an end

period before waking up in which the user does not receive any feedback. According to this aspect the apparatus is arranged and configured to automatically change the intensity or type of the stimulus towards the end of the night. Preferably, there is a 'wake up period', where the user does not receive any feedback from the device. During this period the device does not actively provide alarm stimuli. This change can be set to occur after a certain period of time, or determined by the patient himself, or automatically set by changing externally measured circumstances (e.g. posture, movement, arousal, sleep, depth of sleep).

[0034] With the use of the device, users like to see their progress. Yet another aspect of the invention are diagnosis periods, in which the device is only recording and not providing feedback. These diagnosis periods could be set for a part or parts of the night, sleep, training period, or period of use. These diagnosis periods could be automatically generated, based on behaviour, moment in sleep, or they could be set by the user themselves. The diagnosis moments could also increase or decrease over time, to accustom a period of gradually learning not to sleep on the back, or to accustom a positive learning effect (so if someone wants to test if they have learned not to sleep on their back they could record this during the increasing diagnosis moments).

[0035] The invention will be elucidated in the following description with reference to the drawings.

BRIEF DESCRIPTION OF THE DRAWINGS

[0036] FIG. 1 shows diagrammatic representation of a preferred embodiment of the apparatus according to the invention;

[0037] FIG. 2 shows schematically a lying person wearing an apparatus according to the invention on his body by means of a strap; and

[0038] FIG. 3 illustrates how the apparatus is arranged on the strap of FIG. 2.

DETAILED DESCRIPTION

[0039] In FIG. 2 is shown a person **31** lying on a bed **32**. The person **31** is wearing a strap **33** around his waist. The strap may also be worn around the chest or other position on the torso, around the neck or the head. In the middle of the strap **33** a pocket **34** is arranged in which a sleep posture alerting apparatus **35** is received as can be seen in FIG. 3.

[0040] Instead of a strap the apparatus **35** may also be worn in a dedicated pocket in a tight shirt. It is also possible to use a clip to attach the apparatus to one's hair, body, ear, a strap, belt or underwear, possibly underwear in which the device can be put. It is also possible to use a head cap, beanie or headband to wear or attach the apparatus to one's head. Other means like buttons, stickers, Velcro or other attaching methods could be used to place the device on nightwear, headbands, hair or directly on the skin. Also rings that use fabric (of for example a t-shirt) to hold the invention in place could be possible. Also nose plugs, earplugs or ear covers to hold the invention in place could be options. Also other means for attaching the apparatus **35** to the body are conceivable. Essential is only that the apparatus is attached to the users body, in particular to the torso and/or the neck and/or head, so that the movements and orientation of the body and/or the neck and/or the head of the user **31** are correctly related to the movements and orientation of the apparatus **35**.

[0041] FIG. 1 is an illustration of a possible component structure of the apparatus **35**. The components are all directly or indirectly connected to control unit **1**. The control unit **1** enables the communication between the different components and the interpretation of the signals in between the components. The communication and interpretation of the signals is defined through a method, or so-called algorithm, of the control unit **1**.

[0042] The control unit is in particular a programmable microcontroller which enables the communication between and the control of the hardware components. The control unit makes it possible to transfer all the signals between the different hardware components and external applications/products connected to the device. Furthermore it enables the programming of the behaviour of the apparatus and so to tell it how to respond to situations (e.g. accelerometer values, feedback, snoring sound, upright posture, and more).

[0043] The apparatus **35** furthermore includes a gravity-actuated sensor **3** (cf. FIG. 1). Preferably the gravity actuated sensor is an electronic three-axes accelerometer/3-axes MEMS accelerometer to define the posture of the apparatus in three dimensions which is directly related to the posture of the body of the user **31**. The introduction of a MEMS accelerometer is preferred because of the high frequency of measurements and fast response time to small changes in acceleration.

[0044] The apparatus also includes an alert device. In principle any type of alert that is noticed by the user in the specific circumstance, e.g. smell, sound, sight, taste and tactile-electronic stimulation, vibrotactile, (bone) conduction or any other may be applied. The alert device may for example be adapted for vibrotactile stimulation of the person **31**, preferably by a vibration motor **6**. The use of vibrotactile feedback may be preferable because it is comfortable in that it does not hurt or injure the user **31** (like with electronics shocks) and does not disturb the sleep rhythm of the user **31** or partner of the user **31**, like e.g. with sound.

[0045] Additionally the alert device may include a speaker **14** for audible feedback to the user **31**. Also the alert devices may include other type of alert sub-devices (generating e.g. smell, sight, taste and tactile-electronic stimulation, (bone) conduction or any other) such that a variation of alert types can be given to the user. When providing the same stimulus, habituation occurs. Therefore the present invention proposes to use a stimulus variation in order to prevent this habituation effect. The stimulus variation may comprise a variation in type of stimulus, e.g. vibrotactile, tactile, electromagnetic, auditive or a combination of stimulus types previously mentioned.

[0046] Alternatively or in addition the stimulus variation can comprise a variation in strength or amplitude of the stimulus. Furthermore, alternatively or in addition, the stimulus variation can comprise a variation in the length of a stimulus and/or in the frequency of the stimulus. Also, alternatively or in addition, the stimulus variation can comprise a variation in the interstimulus interval. Moreover, it is possible to give the stimulus on different locations on the body of a patient, such that the stimulus variation can comprise a variation in the location where the stimulus is given

[0047] The variation type as described above can be randomised. Also the type of variation within a specific form of the stimulus can be randomised.

[0048] The alert device may additionally be provided with a connection to other devices to enable remote monitoring by another individual, for example caretakers, nurses, parents or other family members.

[0049] The apparatus **35** may include a display, preferably a LED display **7** to give visual feedback to the user. The introduction of a LED will enable the apparatus **35** to transfer information using visual feedback to the user **31** to indicate e.g. battery status, stored events, operation mode, progress, occupation, and more.

[0050] The apparatus **35** may have a sound sensor, preferably a microphone **4** to detect noise or sound level from the environment, possibly to detect snoring, possibly to register disturbances. The introduction of a sound sensor enables the detection of snoring sounds so that even if the user is snoring in the desired position a type of feedback is activated to change position or posture (e.g. so that the partner does not have to do so) and therefore the device is optimised to prevent snoring.

[0051] The apparatus may be provided with a data storage device, preferably a memory **8** to store detected and measured events. Registering events makes it possible to gather information about what is going on at a certain moment during the sleep. This can be used at another moment in time to determine, inform, diagnose, help and/or advise users or others of various elements. This may be feedback to the user, information about sleeping/sleep monitoring, combine the storage of events with a certain action to indicate something to the user, make calculations, averages, figures, etcetera.

[0052] The apparatus may be provided with a feature to transfer stored data, preferably a USB interface **10** to enable connecting the apparatus **35** to a personal computer. The ability to transfer stored data enables a lot of options to combine the apparatus **35** with other appliances/software/products to enhance the capabilities of the stored events. This way information can be transferred or exchanged between appliances/products/software to offer new features to the user or give them more insight in the information stored in the apparatus **35**.

[0053] The apparatus **35** may have external communication through a USB interface **10**, but alternatively or additionally through a wireless interface **9** for communication with a computer or other devices. The communication with external devices, e.g. a personal computer, baby phone, or other, enables the exchange of information between those devices and enables options for information feedback, remote monitoring, remote data uploads or remote control.

[0054] The apparatus **35** has a power supply **13**, preferably an integrated battery to enable wireless use of the apparatus **35**. The integration of the battery makes it possible to use the apparatus **35** wherever wanted without the need of a wall plug. Furthermore it makes the apparatus **35** wireless, which improves the comfort for the user **31** and the freedom to move in/around/away from the bed or sleeping area.

[0055] The apparatus may have a charging system **11, 12**, preferably including a USB port **11** which enables charging the battery of the apparatus **35** through an adapter or a personal computer. Charging the battery with a charging system **11, 12** means the user does not have to open up the apparatus **35** and/or to change the batteries to keep using the product. This minimises the occurrence of problems to the apparatus **35** and makes it easier to supply it with required power. Preferably a charging system based on induction or exchange of movement to enable the charging of the battery

without the need for an opening in the housing, such that the apparatus can be made moisture/waterproof.

[0056] The apparatus **35** may include a temperature switch, preferably an integrated circuit temperature switch to define overheating of electronic components to disconnect power supply if temperature exceeds a certain threshold value. Thus, to prevent overheating of the device and minimise the risk.

[0057] The apparatus may include a temperature detection means, preferably an integrated temperature sensor **5**, additionally an external temperature sensor connected to the device to detect for example body temperature to define sleep comfort, which may be especially important for monitoring babies. The introduction of an integrated temperature sensor **5** enables measurement of the temperature of the body to enable more options of feedback and sleep information. First of all the user can be indicated of a high temperature during sleep to improve the quality and comfort of the sleep. Also it is possible to alarm in certain situations and information can be given to the user about the body temperature during sleep; especially with babies or children. For babies, correct temperature of the body during sleep is very important.

[0058] Furthermore, the apparatus **35** may be provided with additional integrated detection means (not shown), like e.g. a sound sensor, shock sensor, humidity sensor and more for additional functions like detection of respiration, snoring sound, environmental influence factors and more. Moreover the apparatus **35** may have connectors (not shown) for external sensors; e.g. position sensors, shock sensors, respiration sensors and more for additional functions like detection of blood saturation, brain activity, airflow, respiration, breathing pattern, heart rate, muscle movement, snoring, apnoea and more.

[0059] The apparatus **35** includes an internal clock **15**, preferably crystal oscillator to provide the time and data to the control unit. The internal clock **15** enables the registration of events in relation with time to create a timestamp for the event. In this way the time the event took place can be defined more precise for storage into the memory **8** and/or feedback (alert) through information given to the user **31**.

[0060] The apparatus may be supplied with software which can be loaded on a computer. The software program may be used to download, store, analyse, display, visualise and/or transfer data from the apparatus to the computer **35**. The software program enables the interpretation, visualisation and comparison of the events and data stored by the apparatus to enable feedback of events. This way events registered at a certain moment can be communicated at another moment in time through which the user **31** can be informed about their behaviour. The most beneficial result of this is that it is possible to guide and train the user **31** into sleeping with an improved sleeping posture by giving more insight and to stimulate the use of the apparatus **35**. This can also be used for guidance, monitoring or control by externals like for example a parent, doctor or nurse. Preferably the software can be used to combine parameters, values, functions, and more between the proposed invention and external products or appliances that can be connected to the personal computer or through the world wide web.

[0061] The apparatus **35** has a switch **2** which is connected to the control unit **1** to activate it. Whenever the apparatus **35** is activated, the accelerometer **3**, microphone **4** and

temperature sensory means 5 execute measurements to be transferred to the control unit 1 for interpretation.

[0062] The accelerometer 3 returns values for the accelerations measured in all three dimensions x, y and z. From these values the activity, movement and or position can be derived. The microphone 4 returns values for the frequency and amplitude of the measured sound. The temperature sensory means 5 returns values for the temperature measured in its environment (e.g. body temperature, device temperature and more).

[0063] Whenever the signals from the accelerometer 3, microphone 4 or temperature sensory means 5 exceed a predefined threshold, e.g. undesired body posture, occurring apnoeas or snoring, when interpreted by the control unit 1 the actuator 6 (e.g. a vibration motor) is activated to indicate the user 31 that the body position needs to be changed.

[0064] Whenever visual feedback to the user is needed the control unit 1 activates the LED display 7 to switch on the light of the LED display 7 in a predefined sequence.

[0065] Whenever an event takes place within the control unit 1 which is predefined to be stored it is done so by sending a signal from the control unit 1 to the internal memory 8. The control unit 1 can also retrieve information stored into the memory 8 whenever necessary.

[0066] Whenever a wireless interface 9 is connected to the control unit 1 the apparatus 35 is able to communicate through the wireless interface 9 with a wireless receiver 16 of an external device.

[0067] Whenever an external device is connected to the device through the USB port 11 signals are exchanged between the USB port 11 and the control unit 1 through the USB interface 10. The USB interface 10 translates the signals from the USB port 11 into signals to the control unit 1 and vice versa.

[0068] Whenever an external device is connected to the device through the USB port 11 power can be transferred to the power supply 13 with the use of a charge control 12. The charge control 12 enables the transfer of electronic power from the USB port 11 to the power supply 13.

[0069] The power supply 13 is connected to all components within the device which have to be supplied with electronic power. The electronic power transferred from the power supply 13 to the control unit 1 is measured by the control unit 1 to define the status of the power supply 13.

[0070] Whenever a speaker 14 is connected to the control unit 1 it is possible to sound an alarm or produce sound through the speaker 14.

[0071] The clock 15 is directly connected to the control unit 1 to provide the control unit 1 with the values to define the date and the time. This information from the clock 15 is used to store the date and time for events stored from the control unit 1 into the memory 8.

[0072] Whenever communication through the USB port 11 or wireless interface 9 is possible with software from an external device 17 the control unit 1 can exchange information or programs with the software 17.

What is claimed is:

1. A sleep posture alerting apparatus, comprising:
 - an electronic control unit,
 - a body posture detecting sensor operatively connected to the control unit for detecting the posture of the body of the user, and

an alarming device operatively connected to the control unit,

wherein, the sleep posture alerting device has a normal operational mode, in which—when the posture of the body detected by the body posture detecting sensor exits a predefined posture range—the control unit sends an alarm signal to the alarm device, and the alarming device generates an alarm based on the signal received from the control unit, to alert said person, characterised in that

the sleep posture alerting apparatus furthermore comprises a temperature sensor operatively connected to the control unit for detecting a body temperature of the user, wherein the control unit is programmed to send an alarm signal to the alarm device only if the detected temperature is within a predetermined temperature range.

2. The apparatus according to claim 1, wherein the temperature sensor is located in the apparatus such that a warm-up time is provided before the detected temperature is within the predetermined temperature range.

3. The apparatus according to claim 1, wherein the predetermined temperature range is at around body temperature.

4. The apparatus according to claim 1, wherein the control unit is programmed not to send an alarm signal to the alarm device when the detected temperature is below the predetermined temperature range.

5. The apparatus according to claim 1, wherein the control unit is programmed not to send an alarm signal to the alarm device when the detected temperature is above the predetermined temperature range.

6. The apparatus according to claim 1, wherein the temperature sensor is an integrated temperature sensor.

7. A sleep posture alerting method, wherein the sleep posture of the person is detected and wherein the person is automatically alerted by a stimulus generated by an alarming device when the sleep posture is out of a predetermined body posture range, wherein a body temperature of a user is detected by a temperature sensor, wherein the alarming device is configured to generate alarm stimuli only if a detected temperature is within a predetermined temperature range.

8. The method according to claim 7, wherein the temperature sensor is located in the apparatus such that a warm-up time is provided before the detected temperature is within the predetermined temperature range.

9. The method according to claim 7, wherein the predetermined temperature range is at around body temperature.

10. The method according to claim 7, wherein the control unit is programmed not to send an alarm signal to the alarm device when the detected temperature is below the predetermined temperature range.

11. The method according to claim 7, wherein the control unit is programmed not to send an alarm signal to the alarm device when the detected temperature is above the predetermined temperature range.

12. The method according to claim 7, wherein the temperature sensor is an integrated temperature sensor.

* * * * *

专利名称(译)	通过温度传感器激活		
公开(公告)号	US20170309153A1	公开(公告)日	2017-10-26
申请号	US15/614541	申请日	2017-06-05
[标]申请(专利权)人(译)	NIGHTBALANCE		
申请(专利权)人(译)	NIGHTBALANCE B.V.		
当前申请(专利权)人(译)	NIGHTBALANCE B.V.		
[标]发明人	VAN OORSCHOT THIJS VAN BEEST ELINE CHRISTIANE		
发明人	VAN OORSCHOT, THIJS VAN BEEST, ELINE CHRISTIANE		
IPC分类号	G08B21/06 A61B5/11 A61B5/00 A61F5/56 A61B5/01 A61M21/00		
CPC分类号	A61B5/01 A61F5/56 A61B5/4561 A61B5/4818 A61B2560/0209 A61B5/1116 G08B21/06 A61B5/4806 A61M2021/0022 A61B5/4815 A61M2021/0083 A61B5/4809 A61M2021/0005 A61B5/6804 A61B5/6814 A61B5/6822 A61B5/6823 A61B5/7455 A61B5/746 A61B2505/07 A61B2560/0242 A61B2562/0204 A61B2562/0219 A61B2562/0271 A61B2562/029 A61M21/02 A61M2021/0016 A61M2021/0027 A61M2021/0044 A61M2205/18 A61M2209/088 A61M2230/50 A61M2230/62 A61M2230/005		
优先权	14/378608 2014-08-13 US		
外部链接	Espacenet USPTO		

摘要(译)

提供一种睡眠姿势警报方法，其中检测人的睡眠姿势。当睡眠姿势超出预定的身体姿势范围时，由警报装置产生的刺激自动警告该人。刺激变化受到警报装置的影响。

