



US 20150278468A1

(19) **United States**  
(12) **Patent Application Publication**  
**Nakada**

(10) **Pub. No.: US 2015/0278468 A1**  
(43) **Pub. Date: Oct. 1, 2015**

(54) **USING IPTV AS HEALTH MONITOR**

*H04N 21/488* (2006.01)

(71) Applicant: **Sony Corporation**, Tokyo (JP)

*A61B 19/00* (2006.01)

(72) Inventor: **Lino Mitsuo Nakada**, San Diego, CA (US)

*A61B 5/00* (2006.01)

*H04L 29/08* (2006.01)

*H04N 21/478* (2006.01)

(52) **U.S. Cl.**

(21) Appl. No.: **14/737,860**

CPC ..... *G06F 19/3418* (2013.01); *G06F 19/3406*

(2013.01); *H04L 67/12* (2013.01); *G08B*

*21/0453* (2013.01); *H04N 21/4751* (2013.01);

*H04N 21/4753* (2013.01); *H04N 21/478*

(2013.01); *H04N 21/488* (2013.01); *A61B*

*19/44* (2013.01); *A61B 5/743* (2013.01); *A61B*

*5/7435* (2013.01); *A61B 5/0205* (2013.01);

*A61B 5/7475* (2013.01); *A61B 5/7282*

(2013.01); *A61B 5/021* (2013.01)

(22) Filed: **Jun. 12, 2015**

**Related U.S. Application Data**

(63) Continuation of application No. 13/653,908, filed on Oct. 17, 2012, now Pat. No. 9,075,905, which is a continuation of application No. 12/828,451, filed on Jul. 1, 2010, now Pat. No. 8,334,789.

**Publication Classification**

(51) **Int. Cl.**

*G06F 19/00* (2006.01)

*G08B 21/04* (2006.01)

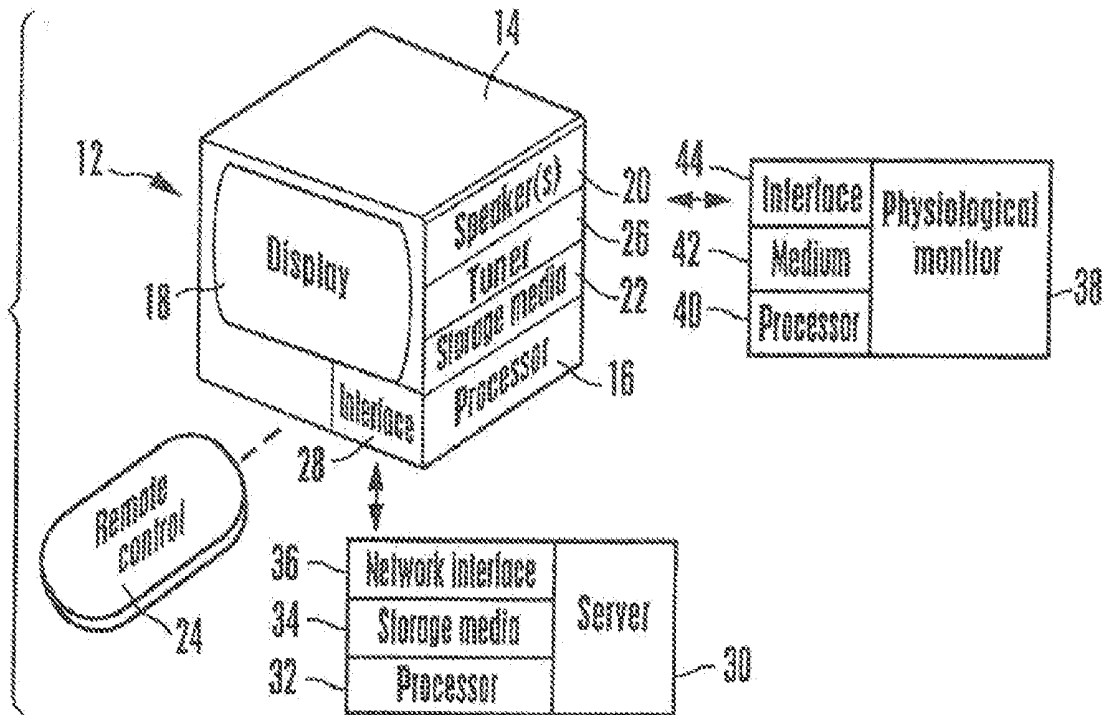
*H04N 21/475* (2006.01)

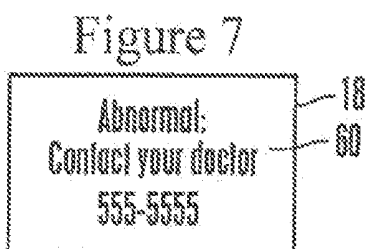
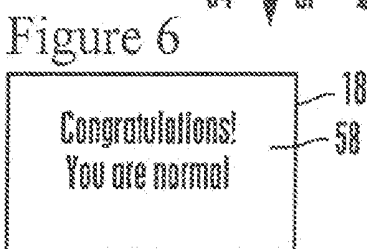
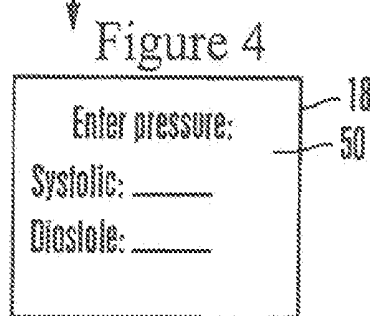
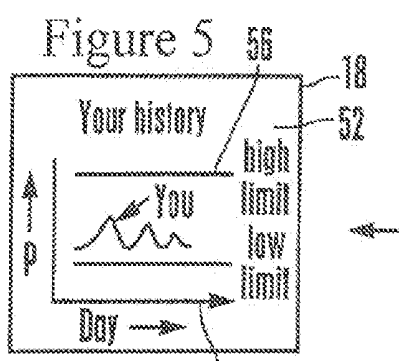
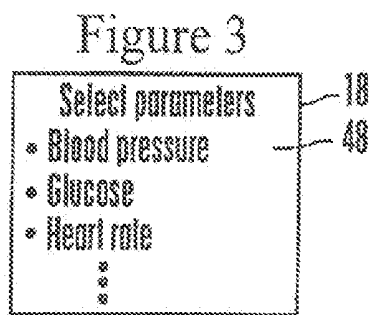
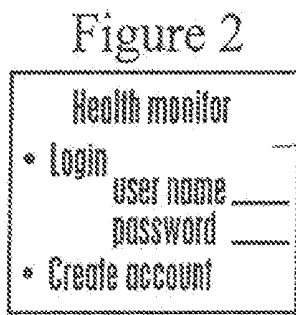
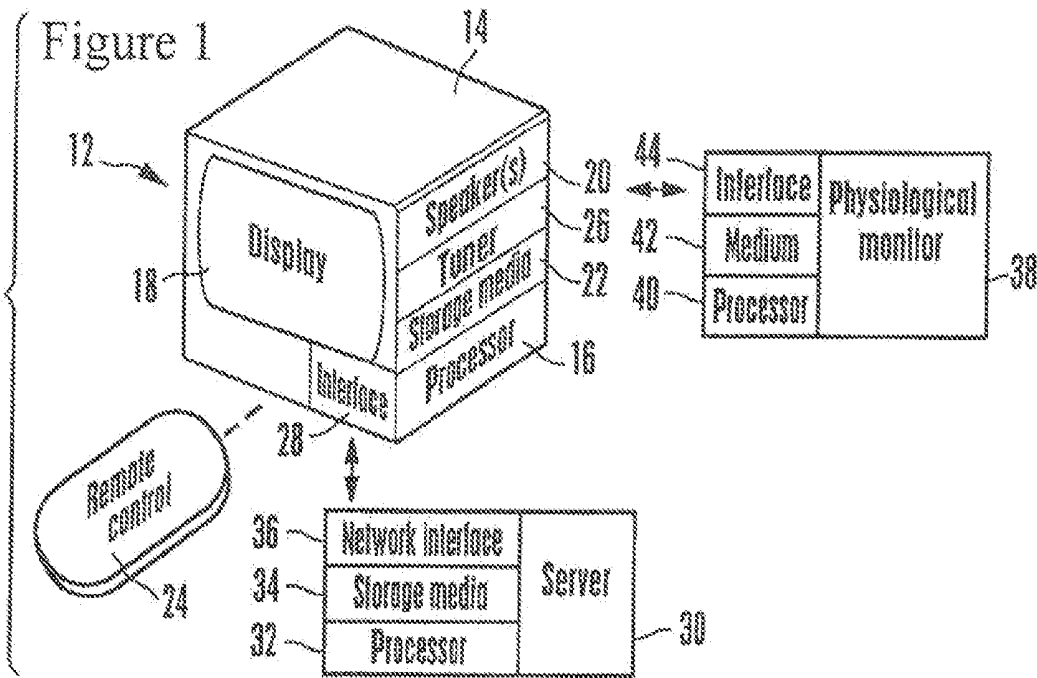
*A61B 5/0205* (2006.01)

(57)

**ABSTRACT**

An IPTV can receive a user name and present a screen enabling a user by means of a remote control to select health information categories, inputting numeric parameters into the selected categories which can be uploaded to an Internet server for analysis and viewed by the user for subsequent monitoring/charting.





## USING IPTV AS HEALTH MONITOR

### FIELD OF THE INVENTION

**[0001]** The present application relates generally to using Internet Protocol TVs (IPTVs) as health monitors.

### BACKGROUND

**[0002]** Internet access through TVs is typically provided by essentially programming the TV (often referred, to as an Internet Protocol TV, or IPTV) as though it were a computer executing a browser. As understood herein, such devices can be leveraged for many novel uses owing to their connectivity to the Internet.

**[0003]** As also understood herein, with art aging populace it is important to provide people, particularly the elderly, with an easy, intuitive means to track their health. In this way, they can better adjust their habits, meals, etc. to achieve a healthy lifestyle. Present, principles seek to leverage TV technology, which is readily understood and frequently used by people, to assist in enabling people to monitor their health.

### SUMMARY OF THE INVENTION

**[0004]** Accordingly, an IPTV has a housing, a display on the housing, a network interface, a TV tuner, and a processor in the housing controlling the display and TV tuner and communicating with the Internet through the network interface. An input device communicates with the processor. The processor executes logic that includes presenting a first user interface (UI) on the display enabling a person to log in to a health monitoring feature with a user name and password and/or to create a new account, such that the IPTV maintains health records by user name, so that it may monitor plural people. The processor also presents a second UI on the display listing multiple parameters from which a person may select one or more to monitor by means of the input device. Further, the processor presents a third UI on the display responsive to a person selecting a parameter from the second UI allowing a person to enter by means of the input device numbers associated with a measurement of the parameter, and also records a time of receipt of the numbers. A fourth UI is presented on the display presenting a history of measurements of the parameter associated with the person.

**[0005]** In some embodiments the parameters on the second UI include “blood pressure” and “blood glucose”. Numbers representing a parameter may be received automatically from a parameter monitor.

**[0006]** In examples, the fourth UI includes a graph of time on an x-axis versus parameter value on a y-axis. The fourth UI can also present upper and/or lower limit lines established per standard of care guidance as to what upper and/or lower “safe” limits of the parameter being displayed are.

**[0007]** Additionally, in example implementations the processor presents a fifth UI on the display when the numbers associated with a measurement of the parameter are within guidelines, advising the user of such. The fifth UI can be presented automatically on the display after a predetermined period of time during which the fourth UI appears on the display. Similarly, the processor may present a sixth UI on the display when the numbers associated with a measurement of the parameter are not within guidelines, advising the user of such. In this latter ease the processor can automatically contact a medical caregiver responsive to the numbers associated with a measurement of the parameter not being within guide-

lines, with the user being afforded the choice of disabling and enabling the automatic call feature.

**[0008]** In another aspect, a method includes receiving, at a TV, user input indicating an identity of a user. The method also includes receiving, at the TV, numeric input representing a measurable physical parameter of the user, and storing a time associated with the numeric input along with the input. A visualization of the user’s history of the measurable physical parameter is presented on the TV.

**[0009]** In another aspect, an apparatus includes a video display, a network interface, a TV tuner, and a processor controlling the display and TV tuner and communicating with the Internet through the network interface. An input device communicates with the processor, which executes logic that includes receiving user input indicating an identity of a user and receiving numeric input representing a measurable physical parameter of the user. The logic also includes storing a time associated with the numeric input along with the input. A visualization of the user’s history of the measurable physical parameter is presented on the display.

**[0010]** The details of the present invention, both as to its structure and operation, can best be understood in reference to the accompanying drawings, in which like reference numerals refer to like parts, and in which;

### BRIEF DESCRIPTION OF THE DRAWINGS

**[0011]** FIG. 1 is a block diagram of an example system in accordance with present principles; and

**[0012]** FIGS. 2-7 are example screen shots that can be presented on the IPTV in accordance with present principles for enabling a person to monitor his health.

### DETAILED DESCRIPTION OF THE PREFERRED EMBODIMENT

**[0013]** Referring initially to FIG. 1, an IPTV 12 includes a housing 14 bearing a digital processor 16. The processor 16 can control a visual display 18 and an audible display 20 such as one or more speakers. To undertake present principles, the processor 16 may access one or more computer readable storage media 22 such as but not limited to RAM-based storage (e.g., a chip implementing dynamic random access memory (DRAM)) or flash memory or disk-based-storage. Software code implementing present logic executable by the IPTV 12 may also be stored on one of the memories shown to undertake present principles.

**[0014]** The processor 16 can receive user input signals from various input devices including a remote control device 24, a point and click device such as a mouse, a keypad, etc. A TV tuner 26 may be provided to receive TV signals from a source such as a set-top box, satellite receiver, cable head end, terrestrial TV signal antenna, etc. Signals from the tuner 26 are sent to the processor 16 for presentation on the display 18 and speakers 20.

**[0015]** As shown in FIG. 1, a network interface 28 such as a wired or wireless modem or wireless telephony transceiver communicates with the processor 16 to provide connectivity to a wide area network such as the Internet. Double arrows in FIG. 1 indicate network communication between components over wired and/or wireless links. In this way, the IPTV 12 can communicate with a management server 30 on the Internet with processor 32 accessing one or more non-transi-

tory computer readable storage media **34** and communicating with a wide area network such as the Internet via a network interface **36**.

[0016] In some implementations one or more physiological monitors **38** such as a blood pressure monitor, a blood glucose monitor, a heart rate monitor, a weight gauge a thermometer, etc. may be provided that can be engaged with a patient to measure a physical parameter and then automatically transmit the result of the measurement to the IPTV. The monitor **38** shown in FIG. 1 includes a monitor processor **40** accessing a computer readable storage medium **42** and communicating with the IPTV **12** using a wired or wireless communication interface **44** such as a network interface, a Bluetooth interface, a universal serial bus (USB) interface, etc.

[0017] FIGS. 2-7 illustrate example principles. FIG. 2 shows that a user interface (UI) **46** may be presented on the display **18** to enable a person to log in to the health monitoring feature with a user name and password or to create a new account. Thus, it will be appreciated that the IPTV **12** maintains health records by user name, so that it may monitor multiple people confidentially.

[0018] Assuming successful log in, a UI **48** may be presented on the display **18** as shown in FIG. 3, listing multiple parameters from which a person may select one or more to monitor. For example, "blood pressure" may be selected to cause a UI **50** shown in FIG. 4 to appear, containing fields into which the user may enter his systolic and diastolic numbers as measured by the physiological monitor **38** using the keys on the RC **24**. Or, upon selection of "blood pressure" the IPTV **12** may automatically contact nearby blood pressure monitors such as the physiological monitor **38** when implemented as such and request that the monitor **38** transmit to the IPTV **12** the most recent measurement. Regardless of how received, the date and time of receipt of the measurement preferably is recorded. Subsequent to inputting "blood pressure" the user may return to the UI **48** shown in FIG. 3 to select "glucose" to input the person's recently measured glucose or "heart, rate" to input the user's recently measured heart rate, etc. In example implementations the UI **48** may include additional parameters that may be defined or edited by users.

[0019] The user may elect to invoke the UI **52** of FIG. 5 to view the history of the parameter input in FIG. 4. As shown, in one embodiment the UI **52** presents a graph **54** of time (on the x-axis) versus parameter value (on the y-axis) so that the user may see how the parameter is varying over time. Also, upper and/or lower limit lines **56** may be provided which are established per standard of care guidance as to what the upper and/or lower "safe" limits of the parameter being displayed are. In this way, the user can compare his measured parameter against medically established guidelines.

[0020] When the user is within the guidelines, the UI **58** of FIG. 6 may be presented on the display **18** after, e.g., a predetermined period of time during which the UI **52** of FIG. 5 appears. The UI **58** informs the user that his measurements for the parameter are within normal guidelines. In contrast, if a measurement falls outside the guidelines, the UI **60** of FIG. 7 may appear, advising the user to contact his medical caregiver. Also, in the account set up the user may elect to input caregiver contact information such as telephone number or network address or email, and if desired when the UI **60** of FIG. 7 is presented the processor **16** may also automatically transmit the out-of-specification measurement to the caregiver's address or telephone number (by, e.g., text entry). The automatic alert feature described above may be enabled and

disabled as desired by the user using a monitor setup UI listing the automatic contact feature with selector elements for enabling and disabling it.

[0021] While the particular USING IPTV AS HEALTH MONITOR is herein shown and described in detail it is to be understood that the subject matter which is encompassed by the present invention is limited only by the claims.

What is claimed is:

1. An apparatus comprising:
  - at least one computer memory that is not a transitory signal and that comprises instructions executable by at least one processor for:
    - receiving Input indicating an identity of a user;
    - receiving numeric input representing a measurable physical parameter of the user;
    - storing a time associated with the numeric input along with the input; and
    - presenting on a display a visualization of the user's history of the measurable physical parameter.
2. The apparatus of claim 1, wherein the instructions are executable for:
  - responsive to respective input from a user of the apparatus, disabling and enabling automatically contacting a medical caregiver responsive to a measurement of the measurable physical parameter received by the processor not being within guidelines.
3. The apparatus of claim 1, wherein the instructions are executable for:
  - outputting for presentation on at least one display at least one selectable parameter selectable to input numbers representative thereof the at least one selectable parameter including "blood pressure" and/or "blood glucose", wherein the visualization includes a graph of time versus parameter value and upper and/or lower limit lines established per guidance as to what upper and/or lower "safe" limits of the parameter being displayed are.
4. The apparatus of claim 1, wherein the instructions are executable for presenting on the display a list of selectable parameters selectable to input numbers representative thereof, the parameters including "blood pressure" and "blood glucose".
5. The apparatus of claim 1, wherein the visualization includes a graph of time.
6. An apparatus comprising:
  - at least one processor configured for controlling a video display of a consumer electronics device;
  - at least one computer memory comprising instructions executable by the at least one processor for:
    - receiving input indicating an identity of a user;
    - receiving numeric input representing a measurable physical parameter of the user;
    - storing a time associated with the numeric input along with the input; and
    - presenting on the display a visualization of the user's history of the measurable physical parameter.
7. The apparatus of claim 6, wherein the instructions are executable for:
  - responsive to respective input from a user of the apparatus, disabling and enabling automatically contacting a medical caregiver responsive to a measurement of the measurable physical parameter received by the processor not being within guidelines.
8. The apparatus of claim 6, wherein the instructions are executable for:

outputting for presentation on at least the display at least one selectable parameter selectable to input numbers representative thereof, the at least one selectable parameter including “blood pressure” and/or “blood glucose”, wherein the visualization includes a graph of time versus parameter value and upper and/or lower limit lines established per guidance as to what upper and/or lower “safe” limits of the parameter being displayed are.

9. The apparatus of claim 6, wherein the instructions are executable for presenting on the display a list of selectable parameters selectable to input numbers representative thereof the parameters including “blood pressure” and “blood glucose”.

10. The apparatus of claim 1, wherein the visualization includes a graph of time.

11. A method comprising:

receiving input indicating an identity of a user;

receiving numeric input representing a measurable physical parameter of the user;

storing a time associated with the numeric input along with the input; and

presenting on the display a visualization of the user’s history of the measurable physical parameter.

12. The apparatus of claim 11, comprising:

responsive to respective input from a user of the apparatus, disabling and enabling automatically contacting a medical caregiver responsive to a measurement of the measurable physical parameter received by the processor not being within guidelines.

13. The method of claim 11, comprising:

outputting for presentation on at least one display at least one selectable parameter selectable to input numbers representative thereof the at least one selectable parameter including “blood pressure” and/or “blood glucose”, wherein the visualization includes a graph of time versus parameter value and upper and/or lower limit lines established per guidance as to what upper and/or lower “safe” limits of the parameter being displayed are.

14. The method of claim 1, comprising presenting on the display a list of selectable parameters selectable to input numbers representative thereof, the parameters including “blood pressure” and “blood glucose”.

15. The apparatus of claim 1, wherein the visualization includes a graph of time.

\* \* \* \* \*

专利名称(译)	使用IPTV作为健康监视器		
公开(公告)号	<a href="#">US20150278468A1</a>	公开(公告)日	2015-10-01
申请号	US14/737860	申请日	2015-06-12
[标]申请(专利权)人(译)	索尼公司		
申请(专利权)人(译)	索尼公司		
当前申请(专利权)人(译)	索尼公司		
[标]发明人	NAKADA LINO MITSUO		
发明人	NAKADA, LINO MITSUO		
IPC分类号	G06F19/00 G08B21/04 H04N21/475 A61B5/0205 H04N21/488 A61B19/00 A61B5/00 H04L29/08 H04N21/478		
CPC分类号	G06F19/3418 A61B5/14532 H04L67/12 G08B21/0453 H04N21/4751 H04N21/4753 H04N21/478 H04N21/488 A61B19/44 A61B5/743 A61B5/7435 A61B5/0205 A61B5/7475 A61B5/7282 A61B5/021 G06F19/3406 A61B5/0002 A61B5/0022 A61B5/02055 A61B90/90 G16H40/63 G16H40/67 A61B5/0024 A61B5/02 A61B5/024 A61B5/681		
其他公开文献	US9495512		
外部链接	<a href="#">Espacenet</a> <a href="#">USPTO</a>		

摘要(译)

IPTV可以接收用户名并呈现屏幕，使用户能够通过遥控器选择健康信息类别，将数字参数输入到所选择的类别中，这些类别可以上传到因特网服务器以供分析并由用户查看以用于随后的监控/图表。

