



US010046139B2

(12) **United States Patent**  
**Powers et al.**

(10) **Patent No.:** **US 10,046,139 B2**  
(45) **Date of Patent:** **Aug. 14, 2018**

(54) **RECONFIRMATION OF ECG-ASSISTED CATHETER TIP PLACEMENT**

(71) Applicant: **C. R. Bard, Inc.**, Murray Hill, NJ (US)

(72) Inventors: **Kelly B. Powers**, North Salt Lake, UT (US); **Jim C. Beasley**, Galveston, TX (US)

(73) Assignee: **C. R. Bard, Inc.**, Murray Hill, NJ (US)

(\* ) Notice: Subject to any disclaimer, the term of this patent is extended or adjusted under 35 U.S.C. 154(b) by 0 days.

(21) Appl. No.: **14/548,151**

(22) Filed: **Nov. 19, 2014**

(65) **Prior Publication Data**

US 2015/0080716 A1 Mar. 19, 2015

**Related U.S. Application Data**

(62) Division of application No. 13/213,622, filed on Aug. 19, 2011.

(Continued)

(51) **Int. Cl.**

**A61B 5/04** (2006.01)

**A61M 25/01** (2006.01)

(Continued)

(52) **U.S. Cl.**

CPC ..... **A61M 25/0105** (2013.01); **A61B 5/042** (2013.01); **A61B 5/065** (2013.01); **A61B 5/6851** (2013.01); **A61B 5/7246** (2013.01); **A61B 5/04525** (2013.01); **A61B 8/085** (2013.01); **A61B 8/0841** (2013.01); **A61M 2025/0166** (2013.01)

(58) **Field of Classification Search**

CPC ..... A61B 5/042; A61B 5/04525; A61B 5/065; A61B 8/0841; A61B 5/7246; A61B 8/085; A61M 2025/0166; A61M 25/0105  
See application file for complete search history.

(56) **References Cited**

U.S. PATENT DOCUMENTS

3,133,244 A 5/1964 Wojtulewicz  
3,297,020 A 1/1967 Mathiesen

(Continued)

FOREIGN PATENT DOCUMENTS

AU 642647 11/1990  
AU 1860597 B2 6/1999

(Continued)

OTHER PUBLICATIONS

U.S. Appl. No. 11/466,602, filed Aug. 23, 2006 Appeal Board Decision dated Sep. 17, 2012.

(Continued)

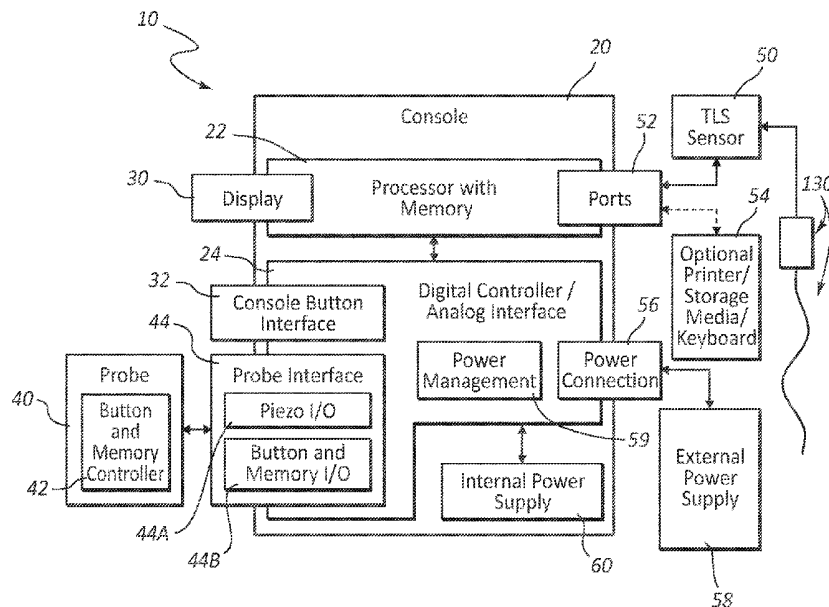
*Primary Examiner* — Lindsey G Wehrheim

(74) *Attorney, Agent, or Firm* — Rutan & Tucker, LLP

(57) **ABSTRACT**

A catheter includes a proximal portion designed for residing externally of a patient vasculature and a distal portion having a distal tip designed for placement in a desired position within the patient vasculature. A storage component is embedded in a portion of the catheter, the storage component including a radio-frequency identification (RFID) chip. The RFID chip includes non-volatile memory that is programmable by a RFID encoder. The storage component includes data related to the placement of the distal tip of the catheter in the desired position within the patient vasculature.

**6 Claims, 4 Drawing Sheets**



| <b>Related U.S. Application Data</b> |   |         |             |         |                       |
|--------------------------------------|---|---------|-------------|---------|-----------------------|
|                                      |   |         | 4,700,997 A | 10/1987 | Strand                |
|                                      |   |         | 4,706,681 A | 11/1987 | Breyer et al.         |
|                                      |   |         | 4,710,708 A | 12/1987 | Rorden et al.         |
| (60)                                 | Provisional application No. 61/375,442, filed on Aug. 20, 2010. |         | 4,733,669 A | 3/1988  | Segal                 |
|                                      |   |         | 4,737,794 A | 4/1988  | Jones                 |
|                                      |   |         | 4,741,356 A | 5/1988  | Letzo et al.          |
| (51)                                 | <b>Int. Cl.</b>   |         | 4,742,356 A | 5/1988  | Kuipers               |
|                                      | <i>A61B 5/042</i> (2006.01)                                     |         | 4,753,247 A | 6/1988  | Kirsner et al.        |
|                                      | <i>A61B 5/06</i> (2006.01)                                      |         | 4,770,185 A | 9/1988  | Silverstein et al.    |
|                                      | <i>A61B 5/00</i> (2006.01)                                      |         | 4,771,788 A | 9/1988  | Millar                |
|                                      | <i>A61B 5/0452</i> (2006.01)                                    |         | 4,781,685 A | 11/1988 | Lehmann et al.        |
|                                      | <i>A61B 8/08</i> (2006.01)                                      |         | 4,784,646 A | 11/1988 | Feingold              |
|                                      |   |         | 4,787,070 A | 11/1988 | Suzuki et al.         |
|                                      |   |         | 4,787,396 A | 11/1988 | Pidorenko             |
| (56)                                 | <b>References Cited</b>   |         | 4,790,809 A | 12/1988 | Kuntz                 |
|                                      |   |         | 4,793,361 A | 12/1988 | DuFault               |
|                                      | <b>U.S. PATENT DOCUMENTS</b>                                    |         | 4,794,930 A | 1/1989  | Machida et al.        |
|                                      |   |         | 4,796,632 A | 1/1989  | Boyd et al.           |
|                                      |   |         | 4,798,588 A | 1/1989  | Aillon                |
|                                      | 3,625,200 A   | 12/1971 | 4,798,598 A | 1/1989  | Bonello et al.        |
|                                      | 3,674,014 A   | 7/1972  | 4,809,681 A | 3/1989  | Kantrowitz et al.     |
|                                      | 3,817,241 A   | 6/1974  | 4,809,713 A | 3/1989  | Grayzel               |
|                                      | 3,847,157 A   | 11/1974 | 4,813,729 A | 3/1989  | Speckhart             |
|                                      | 3,868,565 A   | 2/1975  | 4,821,731 A | 4/1989  | Martinelli et al.     |
|                                      | 3,896,373 A   | 7/1975  | 4,836,214 A | 6/1989  | Sramek                |
|                                      | 3,902,501 A   | 9/1975  | 4,840,182 A | 6/1989  | Carlson               |
|                                      | 3,986,373 A   | 10/1976 | 4,840,622 A | 6/1989  | Hardy                 |
|                                      | 3,995,623 A   | 12/1976 | 4,841,977 A | 6/1989  | Griffith et al.       |
|                                      | 4,003,369 A   | 1/1977  | 4,849,692 A | 7/1989  | Blood                 |
|                                      | 4,063,561 A   | 12/1977 | 4,850,358 A | 7/1989  | Millar                |
|                                      | 4,072,146 A   | 2/1978  | 4,852,580 A | 8/1989  | Wood                  |
|                                      | 4,114,601 A   | 9/1978  | 4,856,317 A | 8/1989  | Pidorenko et al.      |
|                                      | 4,149,535 A   | 4/1979  | 4,856,529 A | 8/1989  | Segal                 |
|                                      | 4,173,228 A   | 11/1979 | 4,860,757 A | 8/1989  | Lynch et al.          |
|                                      | 4,175,566 A   | 11/1979 | 4,867,169 A | 9/1989  | Machida et al.        |
|                                      | 4,181,120 A   | 1/1980  | 4,869,263 A | 9/1989  | Segal et al.          |
|                                      | 4,224,949 A   | 9/1980  | 4,869,718 A | 9/1989  | Brader                |
|                                      | 4,244,362 A   | 1/1981  | 4,873,987 A | 10/1989 | Djordjevich et al.    |
|                                      | 4,289,139 A   | 9/1981  | 4,887,606 A | 12/1989 | Yock et al.           |
|                                      | 4,317,078 A   | 2/1982  | 4,887,615 A | 12/1989 | Taylor                |
|                                      | 4,327,722 A   | 5/1982  | 4,889,128 A | 12/1989 | Millar                |
|                                      | 4,327,723 A   | 5/1982  | 4,899,756 A | 2/1990  | Sonek                 |
|                                      | 4,362,166 A   | 12/1982 | 4,901,725 A | 2/1990  | Nappholz et al.       |
|                                      | 4,365,639 A   | 12/1982 | 4,905,698 A | 3/1990  | Strohl, Jr. et al.    |
|                                      | 4,380,237 A   | 4/1983  | 4,911,173 A | 3/1990  | Terwilliger           |
|                                      | 4,407,294 A   | 10/1983 | 4,911,174 A | 3/1990  | Pederson et al.       |
|                                      | 4,417,886 A   | 11/1983 | 4,917,669 A | 4/1990  | Bonaldo               |
|                                      | 4,429,693 A   | 2/1984  | 4,924,870 A | 5/1990  | Wlodarczyk et al.     |
|                                      | 4,431,005 A   | 2/1984  | 4,943,770 A | 7/1990  | Ashley-Rollman et al. |
|                                      | 4,431,214 A   | 2/1984  | 4,945,305 A | 7/1990  | Blood                 |
|                                      | 4,445,501 A   | 5/1984  | 4,947,852 A | 8/1990  | Nassi et al.          |
|                                      | 4,459,854 A   | 7/1984  | 4,957,110 A | 9/1990  | Vogel et al.          |
|                                      | 4,469,106 A   | 9/1984  | 4,957,111 A | 9/1990  | Millar                |
|                                      | 4,483,343 A   | 11/1984 | 4,961,433 A | 10/1990 | Christian             |
|                                      | 4,491,137 A   | 1/1985  | 4,966,148 A | 10/1990 | Millar                |
|                                      | 4,565,201 A   | 1/1986  | 4,967,753 A | 11/1990 | Haase et al.          |
|                                      | 4,572,198 A   | 2/1986  | 4,977,886 A | 12/1990 | Takehana et al.       |
|                                      | 4,577,634 A   | 3/1986  | 4,989,608 A | 2/1991  | Ratner                |
|                                      | 4,582,067 A   | 4/1986  | 4,989,610 A | 2/1991  | Patton et al.         |
|                                      | 4,587,975 A   | 5/1986  | 4,995,396 A | 2/1991  | Inaba et al.          |
|                                      | 4,588,394 A   | 5/1986  | 4,998,916 A | 3/1991  | Hammerslag et al.     |
|                                      | 4,593,687 A   | 6/1986  | 5,004,456 A | 4/1991  | Botterbusch et al.    |
|                                      | 4,595,012 A   | 6/1986  | 5,005,592 A | 4/1991  | Cartmell              |
|                                      | 4,601,706 A   | 7/1986  | 5,016,173 A | 5/1991  | Kenet et al.          |
|                                      | 4,608,989 A   | 9/1986  | 5,025,799 A | 6/1991  | Wilson                |
|                                      | 4,608,992 A   | 9/1986  | 5,029,585 A | 7/1991  | Lieber et al.         |
|                                      | 4,619,247 A   | 10/1986 | 5,040,548 A | 8/1991  | Yock                  |
|                                      | 4,622,644 A   | 11/1986 | 5,042,486 A | 8/1991  | Pfeiler et al.        |
|                                      | 4,644,960 A   | 2/1987  | 5,045,071 A | 9/1991  | McCormick et al.      |
|                                      | 4,652,820 A   | 3/1987  | 5,046,497 A | 9/1991  | Millar                |
|                                      | 4,660,571 A   | 4/1987  | 5,050,607 A | 9/1991  | Bradley et al.        |
|                                      | 4,665,925 A   | 5/1987  | 5,057,095 A | 10/1991 | Fabian                |
|                                      | 4,667,230 A   | 5/1987  | 5,058,583 A | 10/1991 | Geddes et al.         |
|                                      | 4,674,518 A   | 6/1987  | 5,058,595 A | 10/1991 | Kern                  |
|                                      | 4,676,249 A   | 6/1987  | 5,067,489 A | 11/1991 | Lind                  |
|                                      | 4,681,106 A   | 7/1987  | 5,076,278 A | 12/1991 | Vilkomerson et al.    |
|                                      | 4,681,117 A   | 7/1987  | 5,078,140 A | 1/1992  | Kwong                 |
|                                      | 4,688,578 A   | 8/1987  | 5,078,148 A | 1/1992  | Nassi et al.          |
|                                      | 4,692,148 A   | 9/1987  | 5,078,149 A | 1/1992  | Katsumata et al.      |
|                                      | 4,697,595 A   | 10/1987 |             |         |                       |

(56)

## References Cited

## U.S. PATENT DOCUMENTS

|             |         |                    |               |         |                                     |
|-------------|---------|--------------------|---------------|---------|-------------------------------------|
| 5,078,678 A | 1/1992  | Katims             | 5,350,352 A   | 9/1994  | Buchholtz et al.                    |
| 5,078,714 A | 1/1992  | Katims             | 5,357,961 A   | 10/1994 | Fields et al.                       |
| 5,084,022 A | 1/1992  | Claude             | 5,365,935 A   | 11/1994 | Righter et al.                      |
| 5,092,341 A | 3/1992  | Kelen              | 5,366,443 A   | 11/1994 | Eggers et al.                       |
| 5,099,845 A | 3/1992  | Besz et al.        | 5,368,048 A   | 11/1994 | Stoy et al.                         |
| 5,099,850 A | 3/1992  | Matsui et al.      | 5,375,596 A   | 12/1994 | Twiss et al.                        |
| 5,100,387 A | 3/1992  | Ng                 | 5,376,083 A   | 12/1994 | Mische                              |
| 5,105,829 A | 4/1992  | Fabian et al.      | 5,377,678 A   | 1/1995  | Dumoulin et al.                     |
| 5,109,862 A | 5/1992  | Kelen et al.       | 5,385,053 A   | 1/1995  | Wlodarczyk et al.                   |
| 5,114,401 A | 5/1992  | Stuart et al.      | 5,385,146 A   | 1/1995  | Goldreyer                           |
| 5,121,750 A | 6/1992  | Katims             | 5,391,199 A   | 2/1995  | Ben-Haim                            |
| 5,125,410 A | 6/1992  | Misono et al.      | 5,394,876 A   | 3/1995  | Ma                                  |
| 5,134,370 A | 7/1992  | Jefferts et al.    | 5,394,877 A   | 3/1995  | Orr et al.                          |
| 5,144,955 A | 9/1992  | O'Hara             | 5,395,366 A   | 3/1995  | D'Andrea et al.                     |
| 5,146,151 A | 9/1992  | Korn               | 5,398,683 A   | 3/1995  | Edwards et al.                      |
| 5,156,151 A | 10/1992 | Imran              | 5,398,691 A   | 3/1995  | Martin et al.                       |
| 5,158,086 A | 10/1992 | Brown et al.       | 5,411,485 A   | 5/1995  | Tennican et al.                     |
| 5,160,342 A | 11/1992 | Reger et al.       | 5,413,107 A   | 5/1995  | Oakley et al.                       |
| 5,161,536 A | 11/1992 | Vilkomerson et al. | 5,417,208 A   | 5/1995  | Winkler                             |
| 5,174,295 A | 12/1992 | Christian et al.   | 5,417,701 A   | 5/1995  | Holmes                              |
| 5,174,299 A | 12/1992 | Nelson             | 5,422,478 A   | 6/1995  | Wlodarczyk et al.                   |
| 5,184,601 A | 2/1993  | Putman             | 5,423,334 A * | 6/1995  | Jordan ..... A61B 5/0031<br>128/899 |
| 5,184,627 A | 2/1993  | de Toledo          | 5,423,877 A   | 6/1995  | Mackey                              |
| 5,190,045 A | 3/1993  | Frazin             | 5,425,367 A   | 6/1995  | Shapiro et al.                      |
| 5,202,985 A | 4/1993  | Goyal              | 5,425,370 A   | 6/1995  | Vilkomerson                         |
| 5,205,830 A | 4/1993  | Dassa et al.       | 5,425,382 A   | 6/1995  | Golden et al.                       |
| 5,211,165 A | 5/1993  | Dumoulin et al.    | 5,427,114 A   | 6/1995  | Colliver et al.                     |
| 5,211,636 A | 5/1993  | Mische             | 5,427,114 A   | 6/1995  | Colliver et al.                     |
| 5,212,988 A | 5/1993  | White et al.       | 5,429,132 A   | 7/1995  | Guy et al.                          |
| 5,214,615 A | 5/1993  | Bauer et al.       | 5,429,617 A   | 7/1995  | Hammersmark et al.                  |
| 5,217,026 A | 6/1993  | Stoy et al.        | 5,431,641 A   | 7/1995  | Grozinger et al.                    |
| 5,220,924 A | 6/1993  | Frazin             | 5,433,729 A   | 7/1995  | Adams et al.                        |
| 5,233,994 A | 8/1993  | Shmulewitz         | 5,437,276 A   | 8/1995  | Takada et al.                       |
| 5,235,987 A | 8/1993  | Wolfe              | 5,437,277 A   | 8/1995  | Dumoulin et al.                     |
| 5,239,464 A | 8/1993  | Blair et al.       | 5,438,873 A   | 8/1995  | Wlodarczyk et al.                   |
| 5,240,004 A | 8/1993  | Walinsky et al.    | 5,443,066 A   | 8/1995  | Dumoulin et al.                     |
| 5,243,995 A | 9/1993  | Maier              | 5,443,489 A   | 8/1995  | Ben-Haim                            |
| 5,246,007 A | 9/1993  | Frisbie et al.     | 5,445,150 A   | 8/1995  | Dumoulin et al.                     |
| 5,246,426 A | 9/1993  | Lewis et al.       | 5,445,166 A   | 8/1995  | Taylor                              |
| 5,247,171 A | 9/1993  | Wlodarczyk et al.  | 5,450,846 A   | 9/1995  | Goldreyer                           |
| 5,251,635 A | 10/1993 | Dumoulin et al.    | 5,453,575 A   | 9/1995  | O'Donnell et al.                    |
| 5,255,680 A | 10/1993 | Darrow et al.      | 5,453,576 A   | 9/1995  | Krivitski                           |
| 5,257,636 A | 11/1993 | White              | 5,456,256 A   | 10/1995 | Schneider                           |
| 5,257,979 A | 11/1993 | Jaggal             | 5,456,718 A   | 10/1995 | Szymaitis                           |
| 5,261,409 A | 11/1993 | Dardel             | 5,464,016 A   | 11/1995 | Nicholas et al.                     |
| 5,265,610 A | 11/1993 | Darrow et al.      | 5,474,065 A   | 12/1995 | Meathrel et al.                     |
| 5,265,614 A | 11/1993 | Hayakawa et al.    | 5,476,090 A   | 12/1995 | Kishi                               |
| 5,267,569 A | 12/1993 | Lienhard           | 5,480,422 A   | 1/1996  | Ben-Haim                            |
| 5,269,306 A | 12/1993 | Warnking et al.    | 5,487,729 A   | 1/1996  | Avellanet et al.                    |
| 5,270,810 A | 12/1993 | Nishimura          | 5,490,522 A   | 2/1996  | Dardel                              |
| 5,271,404 A | 12/1993 | Corl et al.        | 5,492,538 A   | 2/1996  | Johlin, Jr.                         |
| 5,273,025 A | 12/1993 | Sakiyama et al.    | 5,494,038 A   | 2/1996  | Wang et al.                         |
| 5,273,042 A | 12/1993 | Lynch et al.       | 5,500,011 A   | 3/1996  | Desai                               |
| 5,274,551 A | 12/1993 | Corby, Jr.         | 5,500,012 A   | 3/1996  | Brucker et al.                      |
| 5,275,053 A | 1/1994  | Wlodarczyk et al.  | 5,505,205 A   | 4/1996  | Solomon et al.                      |
| 5,279,129 A | 1/1994  | Ito                | 5,509,822 A   | 4/1996  | Negus et al.                        |
| 5,279,607 A | 1/1994  | Schentag et al.    | 5,513,637 A   | 5/1996  | Twiss et al.                        |
| 5,280,786 A | 1/1994  | Wlodarczyk et al.  | 5,515,160 A   | 5/1996  | Schulz et al.                       |
| 5,287,331 A | 2/1994  | Schindel et al.    | 5,515,853 A   | 5/1996  | Smith et al.                        |
| 5,289,373 A | 2/1994  | Zarge et al.       | 5,517,989 A   | 5/1996  | Frisbie et al.                      |
| 5,292,342 A | 3/1994  | Nelson et al.      | 5,522,878 A   | 6/1996  | Montecalvo et al.                   |
| 5,307,072 A | 4/1994  | Jones, Jr.         | 5,522,880 A   | 6/1996  | Barone et al.                       |
| 5,311,871 A | 5/1994  | Yock               | 5,526,812 A   | 6/1996  | Dumoulin et al.                     |
| 5,313,949 A | 5/1994  | Yock               | 5,531,664 A   | 7/1996  | Adachi et al.                       |
| 5,318,025 A | 6/1994  | Dumoulin et al.    | 5,536,248 A   | 7/1996  | Weaver et al.                       |
| 5,325,860 A | 7/1994  | Seward et al.      | 5,540,230 A   | 7/1996  | Vilkomerson                         |
| 5,325,873 A | 7/1994  | Hirschi et al.     | 5,540,681 A   | 7/1996  | Strul et al.                        |
| 5,330,496 A | 7/1994  | Alferness          | 5,542,938 A   | 8/1996  | Avellanet et al.                    |
| 5,331,966 A | 7/1994  | Bennett et al.     | 5,546,949 A   | 8/1996  | Frazin et al.                       |
| 5,333,614 A | 8/1994  | Feiring            | 5,546,951 A   | 8/1996  | Ben-Haim                            |
| 5,337,678 A | 8/1994  | Grout et al.       | 5,555,618 A   | 9/1996  | Winkler                             |
| 5,341,807 A | 8/1994  | Nardella           | 5,558,091 A   | 9/1996  | Acker et al.                        |
| 5,343,865 A | 9/1994  | Gardineer et al.   | 5,568,809 A   | 10/1996 | Ben-Haim                            |
| 5,345,940 A | 9/1994  | Seward et al.      | D375,450 S    | 11/1996 | Bidwell et al.                      |
| 5,348,020 A | 9/1994  | Hutson             | 5,570,671 A   | 11/1996 | Hickey                              |
|             |         |                    | 5,575,291 A   | 11/1996 | Hayakawa et al.                     |
|             |         |                    | 5,588,442 A   | 12/1996 | Scovil et al.                       |
|             |         |                    | 5,592,939 A   | 1/1997  | Martinelli                          |
|             |         |                    | 5,598,846 A   | 2/1997  | Peszynski                           |

(56)

## References Cited

## U.S. PATENT DOCUMENTS

|             |         |                       |             |         |                     |
|-------------|---------|-----------------------|-------------|---------|---------------------|
| 5,599,299 A | 2/1997  | Weaver et al.         | 5,775,332 A | 7/1998  | Goldman             |
| 5,600,330 A | 2/1997  | Blood                 | 5,776,064 A | 7/1998  | Kalfas et al.       |
| 5,603,333 A | 2/1997  | Konings               | 5,776,080 A | 7/1998  | Thome et al.        |
| 5,610,967 A | 3/1997  | Moorman et al.        | 5,779,638 A | 7/1998  | Vesely et al.       |
| 5,617,866 A | 4/1997  | Marian, Jr.           | 5,782,767 A | 7/1998  | Pretlow, III        |
| 5,622,169 A | 4/1997  | Golden et al.         | 5,782,773 A | 7/1998  | Kuo et al.          |
| 5,622,170 A | 4/1997  | Schulz                | 5,785,657 A | 7/1998  | Breyer et al.       |
| 5,622,184 A | 4/1997  | Ashby et al.          | 5,792,055 A | 8/1998  | McKinnon et al.     |
| 5,623,931 A | 4/1997  | Wung et al.           | 5,795,297 A | 8/1998  | Daigle              |
| 5,624,430 A | 4/1997  | Eton et al.           | 5,795,298 A | 8/1998  | Vesely et al.       |
| 5,626,554 A | 5/1997  | Ryaby et al.          | 5,795,632 A | 8/1998  | Buchalter           |
| 5,626,870 A | 5/1997  | Monshipouri et al.    | 5,797,849 A | 8/1998  | Vesely et al.       |
| 5,630,419 A | 5/1997  | Ranalletta            | 5,800,352 A | 9/1998  | Ferre et al.        |
| 5,638,819 A | 6/1997  | Manwaring et al.      | 5,800,410 A | 9/1998  | Gawreluk            |
| 5,640,967 A | 6/1997  | Fine et al.           | 5,800,497 A | 9/1998  | Bakels et al.       |
| 5,644,612 A | 7/1997  | Moorman et al.        | 5,803,089 A | 9/1998  | Ferre et al.        |
| 5,645,065 A | 7/1997  | Shapiro et al.        | 5,810,733 A | 9/1998  | Van Creveld et al.  |
| 5,651,047 A | 7/1997  | Moorman et al.        | RE35,924 E  | 10/1998 | Winkler             |
| 5,654,864 A | 8/1997  | Ritter et al.         | 5,817,022 A | 10/1998 | Vesely              |
| D383,968 S  | 9/1997  | Bidwell et al.        | 5,817,024 A | 10/1998 | Ogle et al.         |
| 5,662,115 A | 9/1997  | Torp et al.           | 5,820,549 A | 10/1998 | Marian, Jr.         |
| 5,665,103 A | 9/1997  | Lafontaine et al.     | 5,820,560 A | 10/1998 | Sinderby et al.     |
| 5,665,477 A | 9/1997  | Meathrel et al.       | 5,824,031 A | 10/1998 | Cookston et al.     |
| 5,666,473 A | 9/1997  | Wallace               | 5,827,192 A | 10/1998 | Gopakumaran et al.  |
| 5,666,958 A | 9/1997  | Rothenberg et al.     | 5,829,444 A | 11/1998 | Ferre et al.        |
| 5,669,383 A | 9/1997  | Johnson               | 5,830,145 A | 11/1998 | Tenhoff             |
| 5,669,388 A | 9/1997  | Vilkomerson           | 5,831,260 A | 11/1998 | Hansen              |
| 5,676,159 A | 10/1997 | Navis                 | 5,833,608 A | 11/1998 | Acker               |
| 5,676,673 A | 10/1997 | Ferre et al.          | 5,833,622 A | 11/1998 | Meathrel et al.     |
| 5,682,890 A | 11/1997 | Kormos et al.         | 5,835,561 A | 11/1998 | Moorman et al.      |
| 5,691,898 A | 11/1997 | Rosenberg et al.      | 5,836,882 A | 11/1998 | Frazin              |
| 5,694,945 A | 12/1997 | Ben-Haim              | 5,836,990 A | 11/1998 | Li                  |
| 5,695,479 A | 12/1997 | Jagpal                | 5,840,024 A | 11/1998 | Taniguchi et al.    |
| 5,697,377 A | 12/1997 | Wittkampf             | 5,840,025 A | 11/1998 | Ben-Haim            |
| 5,699,801 A | 12/1997 | Atalar et al.         | 5,840,030 A | 11/1998 | Ferek-Petric et al. |
| 5,700,889 A | 12/1997 | Blair                 | 5,840,031 A | 11/1998 | Crowley             |
| 5,701,898 A | 12/1997 | Adam et al.           | 5,842,986 A | 12/1998 | Avrin et al.        |
| 5,702,433 A | 12/1997 | Taylor et al.         | 5,842,998 A | 12/1998 | Gopakumaran et al.  |
| 5,711,299 A | 1/1998  | Manwaring et al.      | 5,843,076 A | 12/1998 | Webster, Jr. et al. |
| 5,713,362 A | 2/1998  | Vilkomerson           | 5,843,153 A | 12/1998 | Johnston et al.     |
| 5,713,363 A | 2/1998  | Seward et al.         | 5,844,140 A | 12/1998 | Seale               |
| 5,713,858 A | 2/1998  | Heruth et al.         | 5,846,198 A | 12/1998 | Killmann            |
| 5,713,946 A | 2/1998  | Ben-Haim              | 5,855,553 A | 1/1999  | Tajima et al.       |
| 5,715,817 A | 2/1998  | Stevens-Wright et al. | 5,859,893 A | 1/1999  | Moorman et al.      |
| 5,716,389 A | 2/1998  | Walinsky et al.       | 5,865,748 A | 2/1999  | Co et al.           |
| 5,718,241 A | 2/1998  | Ben-Haim et al.       | 5,868,673 A | 2/1999  | Vesely              |
| D391,838 S  | 3/1998  | Bidwell et al.        | 5,873,822 A | 2/1999  | Ferre et al.        |
| 5,722,412 A | 3/1998  | Pflugrath et al.      | 5,876,328 A | 3/1999  | Fox et al.          |
| 5,727,550 A | 3/1998  | Montecalvo            | 5,879,297 A | 3/1999  | Haynor et al.       |
| 5,727,552 A | 3/1998  | Ryan                  | 5,893,363 A | 4/1999  | Little et al.       |
| 5,727,553 A | 3/1998  | Saad                  | 5,897,495 A | 4/1999  | Aida et al.         |
| 5,729,055 A | 3/1998  | Manning               | 5,899,860 A | 5/1999  | Pfeiffer et al.     |
| 5,729,129 A | 3/1998  | Acker                 | 5,902,238 A | 5/1999  | Golden et al.       |
| 5,729,584 A | 3/1998  | Moorman et al.        | 5,907,487 A | 5/1999  | Rosenberg et al.    |
| 5,730,129 A | 3/1998  | Darrow et al.         | 5,908,385 A | 6/1999  | Chechelski et al.   |
| 5,731,996 A | 3/1998  | Gilbert               | 5,910,113 A | 6/1999  | Pruter              |
| 5,733,323 A | 3/1998  | Buck et al.           | 5,910,120 A | 6/1999  | Kim et al.          |
| 5,738,096 A | 4/1998  | Ben-Haim              | 5,913,820 A | 6/1999  | Bladen et al.       |
| 5,740,808 A | 4/1998  | Panescu et al.        | 5,913,830 A | 6/1999  | Miles               |
| 5,742,394 A | 4/1998  | Hansen                | 5,919,141 A | 7/1999  | Money et al.        |
| 5,744,953 A | 4/1998  | Hansen                | 5,919,170 A | 7/1999  | Woessner            |
| 5,748,767 A | 5/1998  | Raab                  | 5,928,145 A | 7/1999  | Ocali et al.        |
| 5,749,835 A | 5/1998  | Glantz                | 5,929,607 A | 7/1999  | Rosenberg et al.    |
| 5,749,938 A | 5/1998  | Coombs                | 5,931,788 A | 8/1999  | Keen et al.         |
| 5,751,785 A | 5/1998  | Moorman et al.        | 5,931,818 A | 8/1999  | Werp et al.         |
| 5,752,513 A | 5/1998  | Acker et al.          | 5,931,863 A | 8/1999  | Griffin, III et al. |
| 5,758,650 A | 6/1998  | Miller et al.         | 5,935,160 A | 8/1999  | Auricchio et al.    |
| 5,762,064 A | 6/1998  | Polvani               | 5,941,858 A | 8/1999  | Johnson             |
| 5,767,669 A | 6/1998  | Hansen et al.         | 5,941,889 A | 8/1999  | Cermak              |
| 5,767,960 A | 6/1998  | Orman et al.          | 5,941,904 A | 8/1999  | Johnston et al.     |
| 5,769,786 A | 6/1998  | Wiegel                | 5,944,022 A | 8/1999  | Nardella et al.     |
| 5,769,843 A | 6/1998  | Abela et al.          | 5,944,023 A | 8/1999  | Johnson et al.      |
| 5,769,881 A | 6/1998  | Schroepel et al.      | 5,951,472 A | 9/1999  | Van Vaals et al.    |
| 5,771,896 A | 6/1998  | Sliva, Jr. et al.     | 5,951,598 A | 9/1999  | Bishay et al.       |
| 5,775,322 A | 7/1998  | Silverstein et al.    | 5,953,683 A | 9/1999  | Hansen et al.       |
|             |         |                       | 5,957,857 A | 9/1999  | Hartley             |
|             |         |                       | 5,961,923 A | 10/1999 | Nova et al.         |
|             |         |                       | 5,967,978 A | 10/1999 | Littmann et al.     |
|             |         |                       | 5,967,980 A | 10/1999 | Ferre et al.        |

(56)

## References Cited

## U.S. PATENT DOCUMENTS

|              |         |                       |              |         |                      |
|--------------|---------|-----------------------|--------------|---------|----------------------|
| 5,967,991 A  | 10/1999 | Gardineer et al.      | 6,187,744 B1 | 2/2001  | Rooney               |
| 5,969,722 A  | 10/1999 | Palm                  | 6,190,370 B1 | 2/2001  | Tsui                 |
| 5,971,933 A  | 10/1999 | Gopakumaran et al.    | 6,191,136 B1 | 2/2001  | Marban               |
| 5,978,705 A  | 11/1999 | KenKnight et al.      | 6,193,743 B1 | 2/2001  | Brayton et al.       |
| 5,983,126 A  | 11/1999 | Wittkampf             | 6,197,001 B1 | 3/2001  | Wilson et al.        |
| 5,984,908 A  | 11/1999 | Davis et al.          | 6,200,305 B1 | 3/2001  | Berthiaume et al.    |
| 5,991,693 A  | 11/1999 | Zalewski              | 6,203,499 B1 | 3/2001  | Imling et al.        |
| 5,997,473 A  | 12/1999 | Taniguchi et al.      | 6,208,884 B1 | 3/2001  | Kumar et al.         |
| 5,997,481 A  | 12/1999 | Adams et al.          | 6,211,626 B1 | 4/2001  | Lys et al.           |
| 6,006,123 A  | 12/1999 | Nguyen et al.         | 6,211,666 B1 | 4/2001  | Acker                |
| 6,011,988 A  | 1/2000  | Lynch et al.          | 6,212,426 B1 | 4/2001  | Swanson              |
| 6,014,473 A  | 1/2000  | Hossack et al.        | 6,216,027 B1 | 4/2001  | Willis et al.        |
| 6,014,580 A  | 1/2000  | Blume et al.          | 6,216,028 B1 | 4/2001  | Haynor et al.        |
| 6,015,414 A  | 1/2000  | Werp et al.           | 6,216,029 B1 | 4/2001  | Paltieli             |
| 6,017,496 A  | 1/2000  | Nova et al.           | 6,217,517 B1 | 4/2001  | Grunwald             |
| 6,019,724 A  | 2/2000  | Gronningsaeter et al. | 6,223,087 B1 | 4/2001  | Williams             |
| 6,019,725 A  | 2/2000  | Vesely et al.         | 6,226,547 B1 | 5/2001  | Lockhart et al.      |
| 6,022,342 A  | 2/2000  | Mukherjee             | 6,230,042 B1 | 5/2001  | Slettenmark          |
| 6,023,638 A  | 2/2000  | Swanson               | 6,230,046 B1 | 5/2001  | Crane et al.         |
| 6,026,312 A  | 2/2000  | Shemwell et al.       | 6,231,518 B1 | 5/2001  | Grabek et al.        |
| 6,031,765 A  | 2/2000  | Lee et al.            | 6,233,476 B1 | 5/2001  | Strommer et al.      |
| 6,032,070 A  | 2/2000  | Flock et al.          | 6,233,994 B1 | 5/2001  | Roy et al.           |
| 6,039,694 A  | 3/2000  | Larson et al.         | 6,236,883 B1 | 5/2001  | Ciaccio et al.       |
| 6,050,718 A  | 4/2000  | Schena et al.         | 6,238,344 B1 | 5/2001  | Gamelsky et al.      |
| 6,052,610 A  | 4/2000  | Koch                  | 6,241,673 B1 | 6/2001  | Williams             |
| 6,052,618 A  | 4/2000  | Dahlke et al.         | 6,246,231 B1 | 6/2001  | Ashe                 |
| D424,693 S   | 5/2000  | Pruter                | 6,246,898 B1 | 6/2001  | Vesely et al.        |
| 6,058,323 A  | 5/2000  | Lemelson              | 6,248,072 B1 | 6/2001  | Murkin               |
| 6,059,718 A  | 5/2000  | Taniguchi et al.      | 6,248,074 B1 | 6/2001  | Ohno et al.          |
| 6,063,032 A  | 5/2000  | Grunwald              | 6,248,075 B1 | 6/2001  | McGee et al.         |
| 6,064,905 A  | 5/2000  | Webster, Jr. et al.   | 6,249,234 B1 | 6/2001  | Ely et al.           |
| 6,066,094 A  | 5/2000  | Ben-Haim              | 6,253,770 B1 | 7/2001  | Acker et al.         |
| 6,068,599 A  | 5/2000  | Saito et al.          | 6,254,543 B1 | 7/2001  | Grunwald et al.      |
| 6,073,043 A  | 6/2000  | Schneider             | 6,258,035 B1 | 7/2001  | Hoeksel et al.       |
| 6,074,367 A  | 6/2000  | Hubbell               | 6,259,938 B1 | 7/2001  | Zarychta et al.      |
| 6,075,442 A  | 6/2000  | Welch                 | 6,259,941 B1 | 7/2001  | Chia et al.          |
| 6,076,007 A  | 6/2000  | England et al.        | 6,261,231 B1 | 7/2001  | Damphousse et al.    |
| 6,081,737 A  | 6/2000  | Shah                  | 6,263,230 B1 | 7/2001  | Haynor et al.        |
| 6,082,366 A  | 7/2000  | Andra et al.          | 6,266,550 B1 | 7/2001  | Selmon et al.        |
| 6,083,170 A  | 7/2000  | Ben-Haim              | 6,266,551 B1 | 7/2001  | Osadchy et al.       |
| 6,099,524 A  | 8/2000  | Lipson et al.         | 6,266,552 B1 | 7/2001  | Slettenmark          |
| 6,100,026 A  | 8/2000  | Nova et al.           | 6,266,563 B1 | 7/2001  | KenKnight et al.     |
| 6,102,044 A  | 8/2000  | Naidyhorski           | 6,270,493 B1 | 8/2001  | Lalonde et al.       |
| 6,102,862 A  | 8/2000  | Grunwald et al.       | 6,271,833 B1 | 8/2001  | Rosenberg et al.     |
| 6,107,699 A  | 8/2000  | Swanson               | 6,272,371 B1 | 8/2001  | Shlomo               |
| 6,112,111 A  | 8/2000  | Glantz                | 6,272,374 B1 | 8/2001  | Flock et al.         |
| 6,112,115 A  | 8/2000  | Feldman et al.        | 6,275,258 B1 | 8/2001  | Chim                 |
| 6,113,504 A  | 9/2000  | Kuesters              | 6,275,724 B1 | 8/2001  | Dickinson et al.     |
| 6,115,624 A  | 9/2000  | Lewis et al.          | 6,277,077 B1 | 8/2001  | Brisken et al.       |
| 6,120,445 A  | 9/2000  | Grunwald              | 6,284,459 B1 | 9/2001  | Nova et al.          |
| 6,122,538 A  | 9/2000  | Sliwa, Jr. et al.     | 6,285,898 B1 | 9/2001  | Ben-Haim             |
| 6,128,174 A  | 10/2000 | Ritter et al.         | 6,287,259 B1 | 9/2001  | Grunwald             |
| 6,129,668 A  | 10/2000 | Haynor et al.         | 6,287,260 B1 | 9/2001  | Hascoet et al.       |
| 6,132,378 A  | 10/2000 | Marino                | 6,288,704 B1 | 9/2001  | Flack et al.         |
| 6,132,379 A  | 10/2000 | Patacsil et al.       | 6,292,678 B1 | 9/2001  | Hall et al.          |
| 6,135,961 A  | 10/2000 | Pflugrath et al.      | 6,292,680 B1 | 9/2001  | Somogyi et al.       |
| 6,136,274 A  | 10/2000 | Nova et al.           | 6,292,901 B1 | 9/2001  | Lys et al.           |
| 6,138,681 A  | 10/2000 | Chen et al.           | 6,293,955 B1 | 9/2001  | Houser et al.        |
| 6,139,496 A  | 10/2000 | Chen et al.           | 6,296,604 B1 | 10/2001 | Garibaldi et al.     |
| 6,139,502 A  | 10/2000 | Fredriksen            | 6,298,261 B1 | 10/2001 | Rex                  |
| 6,139,540 A  | 10/2000 | Rost et al.           | 6,304,768 B1 | 10/2001 | Blume et al.         |
| 6,144,300 A  | 11/2000 | Dames et al.          | 6,306,097 B1 | 10/2001 | Park et al.          |
| 6,148,823 A  | 11/2000 | Hastings              | 6,306,105 B1 | 10/2001 | Rooney et al.        |
| 6,152,933 A  | 11/2000 | Werp et al.           | 6,311,082 B1 | 10/2001 | Creighton, IV et al. |
| 6,157,853 A  | 12/2000 | Blume et al.          | 6,315,709 B1 | 11/2001 | Garibaldi et al.     |
| 6,165,144 A  | 12/2000 | Talish et al.         | 6,315,727 B1 | 11/2001 | Coleman et al.       |
| 6,165,977 A  | 12/2000 | Mochly-Rosen          | 6,319,668 B1 | 11/2001 | Nova et al.          |
| 6,166,496 A  | 12/2000 | Lys et al.            | 6,323,769 B1 | 11/2001 | Dames et al.         |
| 6,166,806 A  | 12/2000 | Tjin                  | 6,323,770 B1 | 11/2001 | Dames et al.         |
| 6,167,765 B1 | 1/2001  | Weitzel               | 6,324,416 B1 | 11/2001 | Seibert              |
| 6,172,499 B1 | 1/2001  | Ashe                  | 6,325,540 B1 | 12/2001 | Lounsberry et al.    |
| 6,173,199 B1 | 1/2001  | Gabriel               | 6,325,762 B1 | 12/2001 | Tjin                 |
| 6,173,715 B1 | 1/2001  | Sinanan et al.        | 6,329,139 B1 | 12/2001 | Nova et al.          |
| 6,175,756 B1 | 1/2001  | Ferre et al.          | 6,329,916 B1 | 12/2001 | Dames et al.         |
| 6,176,829 B1 | 1/2001  | Vilkomerson           | 6,330,467 B1 | 12/2001 | Creighton, IV et al. |
|              |         |                       | 6,332,089 B1 | 12/2001 | Acker et al.         |
|              |         |                       | 6,332,874 B1 | 12/2001 | Eliassen et al.      |
|              |         |                       | 6,340,588 B1 | 1/2002  | Nova et al.          |
|              |         |                       | 6,340,868 B1 | 1/2002  | Lys et al.           |

(56)

## References Cited

## U.S. PATENT DOCUMENTS

|              |         |                     |              |         |                       |
|--------------|---------|---------------------|--------------|---------|-----------------------|
| 6,341,231 B1 | 1/2002  | Ferre et al.        | 6,514,249 B1 | 2/2003  | Maguire et al.        |
| 6,346,081 B1 | 2/2002  | Vilkomerson         | 6,515,657 B1 | 2/2003  | Zanelli               |
| 6,348,911 B1 | 2/2002  | Rosenberg et al.    | 6,516,212 B1 | 2/2003  | Bladen et al.         |
| 6,350,160 B1 | 2/2002  | Feuersanger et al.  | 6,516,231 B1 | 2/2003  | Flammang              |
| 6,352,363 B1 | 3/2002  | Munger et al.       | 6,516,807 B1 | 2/2003  | Panescu et al.        |
| 6,354,999 B1 | 3/2002  | Dgany et al.        | 6,517,520 B2 | 2/2003  | Chang et al.          |
| 6,355,026 B1 | 3/2002  | Mick                | 6,522,906 B1 | 2/2003  | Salisbury, Jr. et al. |
| 6,356,791 B1 | 3/2002  | Westlund et al.     | 6,522,907 B1 | 2/2003  | Bladen et al.         |
| 6,360,123 B1 | 3/2002  | Kimchi et al.       | 6,522,909 B1 | 2/2003  | Garibaldi et al.      |
| 6,361,499 B1 | 3/2002  | Bates et al.        | 6,524,303 B1 | 2/2003  | Garibaldi             |
| 6,364,823 B1 | 4/2002  | Garibaldi et al.    | 6,528,954 B1 | 3/2003  | Lys et al.            |
| 6,364,839 B1 | 4/2002  | Little et al.       | 6,528,991 B2 | 3/2003  | Ashe                  |
| 6,366,804 B1 | 4/2002  | Mejia               | 6,529,761 B2 | 3/2003  | Creighton, IV et al.  |
| 6,368,285 B1 | 4/2002  | Osadchy et al.      | 6,529,766 B1 | 3/2003  | Guendel               |
| 6,370,411 B1 | 4/2002  | Osadchy et al.      | 6,534,982 B1 | 3/2003  | Jakab                 |
| 6,373,240 B1 | 4/2002  | Govari              | 6,535,625 B1 | 3/2003  | Chang et al.          |
| 6,373,388 B1 | 4/2002  | Dames et al.        | 6,537,192 B1 | 3/2003  | Elliott et al.        |
| 6,374,134 B1 | 4/2002  | Bladen et al.       | 6,537,196 B1 | 3/2003  | Creighton, IV et al.  |
| 6,374,670 B1 | 4/2002  | Spelman et al.      | 6,538,634 B1 | 3/2003  | Chui et al.           |
| 6,375,606 B1 | 4/2002  | Garibaldi et al.    | 6,540,699 B1 | 4/2003  | Smith et al.          |
| 6,375,639 B1 | 4/2002  | Duplessie et al.    | 6,542,766 B2 | 4/2003  | Hall et al.           |
| 6,377,857 B1 | 4/2002  | Brayton et al.      | 6,544,251 B1 | 4/2003  | Crawford              |
| 6,379,302 B1 | 4/2002  | Kessman et al.      | 6,545,678 B1 | 4/2003  | Ohazama               |
| 6,379,303 B1 | 4/2002  | Seitz et al.        | 6,546,270 B1 | 4/2003  | Goldin et al.         |
| 6,379,307 B1 | 4/2002  | Filly et al.        | 6,546,279 B1 | 4/2003  | Bova et al.           |
| 6,381,485 B1 | 4/2002  | Hunter et al.       | 6,546,787 B1 | 4/2003  | Schiller et al.       |
| 6,385,472 B1 | 5/2002  | Hall et al.         | 6,552,841 B1 | 4/2003  | Lasser et al.         |
| 6,385,476 B1 | 5/2002  | Osadchy et al.      | 6,556,858 B1 | 4/2003  | Zeman                 |
| 6,398,736 B1 | 6/2002  | Seward              | 6,562,019 B1 | 5/2003  | Sell                  |
| 6,398,738 B1 | 6/2002  | Millar              | 6,564,087 B1 | 5/2003  | Pitris et al.         |
| 6,401,723 B1 | 6/2002  | Garibaldi et al.    | 6,569,101 B2 | 5/2003  | Quistgaard et al.     |
| 6,406,422 B1 | 6/2002  | Landesberg          | 6,569,103 B2 | 5/2003  | Hoeksel et al.        |
| 6,406,442 B1 | 6/2002  | McFann et al.       | 6,569,160 B1 | 5/2003  | Goldin et al.         |
| 6,412,978 B1 | 7/2002  | Watanabe et al.     | 6,569,862 B1 | 5/2003  | Marban                |
| 6,412,980 B1 | 7/2002  | Lounsberry et al.   | 6,571,004 B1 | 5/2003  | Florent et al.        |
| 6,417,839 B1 | 7/2002  | Odell               | 6,574,518 B1 | 6/2003  | Lounsberry et al.     |
| 6,418,332 B1 | 7/2002  | Mastrototaro et al. | 6,575,908 B2 | 6/2003  | Barnes et al.         |
| 6,418,335 B2 | 7/2002  | Avrin et al.        | 6,577,080 B2 | 6/2003  | Lys et al.            |
| 6,423,002 B1 | 7/2002  | Hossack             | 6,577,896 B2 | 6/2003  | Werner et al.         |
| 6,423,050 B1 | 7/2002  | Twardowski          | 6,584,343 B1 | 6/2003  | Ransbury et al.       |
| 6,427,079 B1 | 7/2002  | Schneider et al.    | 6,589,181 B2 | 7/2003  | Grunwald et al.       |
| 6,428,551 B1 | 8/2002  | Hall et al.         | 6,593,754 B1 | 7/2003  | Steber et al.         |
| 6,430,315 B1 | 8/2002  | Makram-Ebeid        | 6,593,884 B1 | 7/2003  | Gilboa et al.         |
| 6,432,069 B1 | 8/2002  | Godo et al.         | 6,597,943 B2 | 7/2003  | Taha et al.           |
| 6,438,411 B1 | 8/2002  | Guttman et al.      | 6,599,249 B1 | 7/2003  | Nordgren et al.       |
| 6,442,416 B1 | 8/2002  | Schultz             | 6,607,488 B1 | 8/2003  | Jackson et al.        |
| 6,445,943 B1 | 9/2002  | Ferre et al.        | 6,610,058 B2 | 8/2003  | Flores                |
| 6,456,874 B1 | 9/2002  | Hafer et al.        | 6,611,141 B1 | 8/2003  | Schulz et al.         |
| 6,459,919 B1 | 10/2002 | Lys et al.          | 6,615,071 B1 | 9/2003  | Casscells, III et al. |
| 6,463,121 B1 | 10/2002 | Milnes              | 6,615,155 B2 | 9/2003  | Gilboa                |
| 6,466,815 B1 | 10/2002 | Saito et al.        | 6,616,610 B2 | 9/2003  | Steininger et al.     |
| 6,471,656 B1 | 10/2002 | Shalman et al.      | 6,618,612 B1 | 9/2003  | Acker et al.          |
| 6,471,658 B1 | 10/2002 | Daniels et al.      | 6,626,832 B1 | 9/2003  | Paltiel et al.        |
| 6,471,700 B1 | 10/2002 | Burbank et al.      | 6,626,834 B2 | 9/2003  | Dunne et al.          |
| 6,473,167 B1 | 10/2002 | Odell               | 6,626,902 B1 | 9/2003  | Kucharczyk et al.     |
| 6,474,341 B1 | 11/2002 | Hunter et al.       | 6,630,879 B1 | 10/2003 | Creighton, IV et al.  |
| 6,475,152 B1 | 11/2002 | Kelly, Jr. et al.   | 6,635,027 B1 | 10/2003 | Cragg et al.          |
| 6,475,223 B1 | 11/2002 | Werp et al.         | 6,645,148 B2 | 11/2003 | Nguyen-Dinh et al.    |
| 6,477,402 B1 | 11/2002 | Lynch et al.        | 6,648,875 B2 | 11/2003 | Simpson et al.        |
| 6,484,118 B1 | 11/2002 | Govari et al.       | 6,649,914 B1 | 11/2003 | Moorman et al.        |
| 6,487,916 B1 | 12/2002 | Gomm et al.         | 6,652,505 B1 | 11/2003 | Tsugita               |
| 6,491,671 B1 | 12/2002 | Larson, III et al.  | 6,652,506 B2 | 11/2003 | Bowe et al.           |
| 6,493,573 B1 | 12/2002 | Martinelli et al.   | 6,660,024 B1 | 12/2003 | Flaherty et al.       |
| 6,494,832 B1 | 12/2002 | Feldman et al.      | 6,662,034 B2 | 12/2003 | Segner et al.         |
| 6,496,715 B1 | 12/2002 | Lee et al.          | 6,663,661 B2 | 12/2003 | Boneau                |
| 6,498,944 B1 | 12/2002 | Ben-Haim et al.     | 6,666,828 B2 | 12/2003 | Greco et al.          |
| 6,500,141 B1 | 12/2002 | Irion et al.        | 6,672,308 B1 | 1/2004  | Gaspari               |
| 6,505,062 B1 | 1/2003  | Ritter et al.       | 6,677,752 B1 | 1/2004  | Creighton, IV et al.  |
| 6,506,159 B2 | 1/2003  | Hascoet et al.      | 6,679,857 B1 | 1/2004  | Bastia et al.         |
| 6,507,751 B2 | 1/2003  | Blume et al.        | 6,684,176 B2 | 1/2004  | Willins et al.        |
| 6,508,802 B1 | 1/2003  | Rosengart et al.    | 6,685,644 B2 | 2/2004  | Seo                   |
| 6,511,413 B2 | 1/2003  | Landesberg          | 6,687,531 B1 | 2/2004  | Ferre et al.          |
| 6,512,958 B1 | 1/2003  | Swoyer et al.       | 6,689,119 B1 | 2/2004  | Di Caprio et al.      |
| 6,514,202 B2 | 2/2003  | Grunwald            | 6,690,963 B2 | 2/2004  | Ben-Haim et al.       |
| 6,514,226 B1 | 2/2003  | Levin et al.        | 6,690,964 B2 | 2/2004  | Bieger et al.         |
|              |         |                     | 6,690,968 B2 | 2/2004  | Mejia                 |
|              |         |                     | 6,694,167 B1 | 2/2004  | Ferre et al.          |
|              |         |                     | 6,695,786 B2 | 2/2004  | Wang et al.           |
|              |         |                     | 6,701,179 B1 | 3/2004  | Martinelli et al.     |

(56)

## References Cited

## U.S. PATENT DOCUMENTS

|           |    |         |                       |           |    |         |                       |
|-----------|----|---------|-----------------------|-----------|----|---------|-----------------------|
| 6,701,918 | B2 | 3/2004  | Fariss et al.         | 6,986,739 | B2 | 1/2006  | Warren et al.         |
| 6,702,804 | B1 | 3/2004  | Ritter et al.         | 6,986,744 | B1 | 1/2006  | Krivitski             |
| 6,704,590 | B2 | 3/2004  | Haldeman              | 6,999,821 | B2 | 2/2006  | Jenney et al.         |
| 6,709,390 | B1 | 3/2004  | Marie Pop             | 7,001,355 | B2 | 2/2006  | Nunomura et al.       |
| 6,711,429 | B1 | 3/2004  | Gilboa et al.         | 7,008,418 | B2 | 3/2006  | Hall et al.           |
| 6,711,431 | B2 | 3/2004  | Sarin et al.          | 7,010,338 | B2 | 3/2006  | Ritter et al.         |
| 6,719,699 | B2 | 4/2004  | Smith                 | 7,015,393 | B2 | 3/2006  | Weiner et al.         |
| 6,719,724 | B1 | 4/2004  | Walker et al.         | 7,017,584 | B2 | 3/2006  | Garibaldi et al.      |
| 6,719,756 | B1 | 4/2004  | Muntermann            | 7,019,610 | B2 | 3/2006  | Creighton, IV et al.  |
| 6,720,745 | B2 | 4/2004  | Lys et al.            | 7,020,512 | B2 | 3/2006  | Ritter et al.         |
| 6,733,458 | B1 | 5/2004  | Steins et al.         | D518,574  | S  | 4/2006  | Chaggares             |
| 6,733,511 | B2 | 5/2004  | Hall et al.           | 7,022,075 | B2 | 4/2006  | Grunwald et al.       |
| 6,736,782 | B2 | 5/2004  | Pfeiffer et al.       | 7,022,082 | B2 | 4/2006  | Sonek                 |
| 6,738,656 | B1 | 5/2004  | Ferre et al.          | 7,026,927 | B2 | 4/2006  | Wright et al.         |
| 6,740,103 | B2 | 5/2004  | Hall et al.           | 7,027,634 | B2 | 4/2006  | Odell                 |
| 6,743,177 | B2 | 6/2004  | Ito et al.            | 7,028,387 | B1 | 4/2006  | Huynh et al.          |
| 6,754,596 | B2 | 6/2004  | Ashe                  | 7,029,446 | B2 | 4/2006  | Wendelken et al.      |
| 6,755,789 | B2 | 6/2004  | Stringer et al.       | 7,033,603 | B2 | 4/2006  | Nelson et al.         |
| 6,755,816 | B2 | 6/2004  | Ritter et al.         | D520,139  | S  | 5/2006  | Chaggares             |
| 6,755,822 | B2 | 6/2004  | Reu et al.            | D520,140  | S  | 5/2006  | Chaggares             |
| 6,757,557 | B1 | 6/2004  | Bladen et al.         | 7,038,398 | B1 | 5/2006  | Lys et al.            |
| 6,763,261 | B2 | 7/2004  | Casscells, III et al. | 7,038,657 | B2 | 5/2006  | Rosenberg et al.      |
| 6,764,449 | B2 | 7/2004  | Lee et al.            | 7,043,293 | B1 | 5/2006  | Baura                 |
| 6,768,496 | B2 | 7/2004  | Bieger et al.         | 7,048,733 | B2 | 5/2006  | Hartley et al.        |
| 6,772,001 | B2 | 8/2004  | Maschke et al.        | 7,054,228 | B1 | 5/2006  | Hickling              |
| 6,774,624 | B2 | 8/2004  | Anderson et al.       | 7,065,403 | B1 | 6/2006  | Mouchawar et al.      |
| 6,783,536 | B2 | 8/2004  | Vilsmeier et al.      | 7,066,914 | B2 | 6/2006  | Andersen              |
| 6,784,660 | B2 | 8/2004  | Ashe                  | 7,066,924 | B1 | 6/2006  | Garibaldi et al.      |
| 6,785,571 | B2 | 8/2004  | Glossop et al.        | 7,069,072 | B2 | 6/2006  | Jansen et al.         |
| 6,786,219 | B2 | 9/2004  | Garibaldi et al.      | D525,363  | S  | 7/2006  | Chaggares             |
| 6,786,870 | B2 | 9/2004  | Miyaki et al.         | 7,070,565 | B2 | 7/2006  | Vaezy et al.          |
| 6,788,967 | B2 | 9/2004  | Ben-Haim et al.       | 7,072,704 | B2 | 7/2006  | Bucholz               |
| 6,794,667 | B2 | 9/2004  | Noshi                 | 7,082,325 | B2 | 7/2006  | Hashimshony et al.    |
| 6,799,066 | B2 | 9/2004  | Steins et al.         | 7,090,639 | B2 | 8/2006  | Govari                |
| 6,815,651 | B2 | 11/2004 | Odell                 | 7,096,059 | B2 | 8/2006  | Geddes et al.         |
| 6,816,266 | B2 | 11/2004 | Varshneya et al.      | 7,096,148 | B2 | 8/2006  | Anderson et al.       |
| 6,817,364 | B2 | 11/2004 | Garibaldi             | 7,096,870 | B2 | 8/2006  | Lamprich et al.       |
| 6,834,201 | B2 | 12/2004 | Gillies et al.        | 7,098,907 | B2 | 8/2006  | Houston et al.        |
| 6,844,713 | B2 | 1/2005  | Steber et al.         | 7,103,205 | B2 | 9/2006  | Wang et al.           |
| 6,845,142 | B2 | 1/2005  | Ohishi                | 7,104,980 | B1 | 9/2006  | Laherty et al.        |
| 6,856,823 | B2 | 2/2005  | Ashe                  | 7,106,043 | B1 | 9/2006  | Da Silva et al.       |
| 6,860,422 | B2 | 3/2005  | Hull et al.           | 7,106,431 | B2 | 9/2006  | Odell                 |
| 6,862,467 | B2 | 3/2005  | Moore et al.          | 7,106,479 | B2 | 9/2006  | Roy et al.            |
| 6,869,390 | B2 | 3/2005  | Elliott et al.        | 7,107,105 | B2 | 9/2006  | Bjorklund et al.      |
| 6,875,179 | B2 | 4/2005  | Ferguson et al.       | 7,112,197 | B2 | 9/2006  | Hartley et al.        |
| 6,879,160 | B2 | 4/2005  | Jakab                 | 7,128,734 | B1 | 10/2006 | Wilson et al.         |
| 6,887,206 | B2 | 5/2005  | Hoeksel et al.        | 7,132,804 | B2 | 11/2006 | Lys et al.            |
| 6,889,091 | B2 | 5/2005  | Hine et al.           | 7,137,976 | B2 | 11/2006 | Ritter et al.         |
| 6,895,268 | B1 | 5/2005  | Rahn et al.           | 7,141,019 | B2 | 11/2006 | Pearlman              |
| 6,902,528 | B1 | 6/2005  | Garibaldi et al.      | 7,141,812 | B2 | 11/2006 | Appleby et al.        |
| 6,905,469 | B2 | 6/2005  | Hascoet et al.        | 7,142,905 | B2 | 11/2006 | Slayton et al.        |
| 6,908,433 | B1 | 6/2005  | Pruter                | 7,148,970 | B2 | 12/2006 | de Boer               |
| 6,911,026 | B1 | 6/2005  | Hall et al.           | 7,153,291 | B2 | 12/2006 | Bierman               |
| 6,923,782 | B2 | 8/2005  | O'Mahony et al.       | 7,161,453 | B2 | 1/2007  | Creighton, IV         |
| 6,926,673 | B2 | 8/2005  | Roberts et al.        | 7,162,291 | B1 | 1/2007  | Nachaliel             |
| 6,926,674 | B2 | 8/2005  | Tenerz et al.         | 7,167,738 | B2 | 1/2007  | Schweikard et al.     |
| 6,934,575 | B2 | 8/2005  | Ferre et al.          | 7,169,107 | B2 | 1/2007  | Jersey-Willuhn et al. |
| 6,936,010 | B2 | 8/2005  | Fang et al.           | 7,169,109 | B2 | 1/2007  | Jansen et al.         |
| 6,939,313 | B2 | 9/2005  | Saadat et al.         | 7,174,201 | B2 | 2/2007  | Govari et al.         |
| 6,940,379 | B2 | 9/2005  | Creighton             | 7,175,646 | B2 | 2/2007  | Brenneman et al.      |
| 6,941,166 | B2 | 9/2005  | MacAdam et al.        | 7,180,252 | B2 | 2/2007  | Lys et al.            |
| 6,945,938 | B2 | 9/2005  | Grunwald              | 7,184,820 | B2 | 2/2007  | Jersey-Willuhn et al. |
| 6,947,788 | B2 | 9/2005  | Gilboa et al.         | 7,189,198 | B2 | 3/2007  | Harburn et al.        |
| 6,950,689 | B1 | 9/2005  | Willis et al.         | 7,189,205 | B2 | 3/2007  | McMorrow et al.       |
| 6,953,754 | B2 | 10/2005 | Machida et al.        | 7,189,208 | B1 | 3/2007  | Beatty et al.         |
| 6,958,677 | B1 | 10/2005 | Carter                | 7,190,819 | B2 | 3/2007  | Viswanathan           |
| 6,959,214 | B2 | 10/2005 | Pape et al.           | 7,194,295 | B2 | 3/2007  | Vilsmeier             |
| 6,962,566 | B2 | 11/2005 | Quistgaard et al.     | 7,204,798 | B2 | 4/2007  | Zdeblick et al.       |
| 6,968,846 | B2 | 11/2005 | Viswanathan           | 7,206,064 | B2 | 4/2007  | Rogers et al.         |
| 6,975,197 | B2 | 12/2005 | Creighton, IV         | 7,207,941 | B2 | 4/2007  | Sharf                 |
| 6,976,962 | B2 | 12/2005 | Bullis                | 7,211,082 | B2 | 5/2007  | Hall et al.           |
| 6,976,987 | B2 | 12/2005 | Flores                | 7,214,191 | B2 | 5/2007  | Stringer et al.       |
| 6,980,843 | B2 | 12/2005 | Eng et al.            | 7,215,326 | B2 | 5/2007  | Rosenberg             |
| 6,980,852 | B2 | 12/2005 | Jersey-Willuhn et al. | 7,221,104 | B2 | 5/2007  | Lys et al.            |
| 6,980,921 | B2 | 12/2005 | Anderson et al.       | 7,223,256 | B2 | 5/2007  | Bierman               |
|           |    |         |                       | 7,229,400 | B2 | 6/2007  | Elliott et al.        |
|           |    |         |                       | 7,231,243 | B2 | 6/2007  | Tearney et al.        |
|           |    |         |                       | 7,236,157 | B2 | 6/2007  | Schena et al.         |
|           |    |         |                       | 7,236,816 | B2 | 6/2007  | Kumar et al.          |

(56)

## References Cited

## U.S. PATENT DOCUMENTS

|           |    |         |                    |           |      |         |                             |
|-----------|----|---------|--------------------|-----------|------|---------|-----------------------------|
| 7,236,820 | B2 | 6/2007  | Mabary et al.      | 7,774,055 | B1   | 8/2010  | Min                         |
| 7,237,313 | B2 | 7/2007  | Skujins et al.     | 7,794,407 | B2   | 9/2010  | Rothenberg                  |
| 7,241,267 | B2 | 7/2007  | Furia              | 7,798,970 | B2   | 9/2010  | Lo et al.                   |
| 7,244,234 | B2 | 7/2007  | Ridley et al.      | 7,819,810 | B2   | 10/2010 | Stringer et al.             |
| 7,248,032 | B1 | 7/2007  | Hular et al.       | 7,822,464 | B2   | 10/2010 | Maschke et al.              |
| 7,248,914 | B2 | 7/2007  | Hastings et al.    | 7,828,528 | B2   | 11/2010 | Estes et al.                |
| 7,252,633 | B2 | 8/2007  | Obata et al.       | 7,831,294 | B2   | 11/2010 | Viswanathan                 |
| 7,261,691 | B1 | 8/2007  | Asomani            | 7,833,168 | B2   | 11/2010 | Taylor et al.               |
| 7,264,584 | B2 | 9/2007  | Ritter et al.      | 7,833,214 | B2   | 11/2010 | Wilson et al.               |
| 7,270,662 | B2 | 9/2007  | Visram et al.      | 7,840,252 | B2   | 11/2010 | Strommer et al.             |
| 7,276,044 | B2 | 10/2007 | Ferry et al.       | D629,526  | S    | 12/2010 | Ladwig et al.               |
| 7,286,034 | B2 | 10/2007 | Creighton          | D629,527  | S    | 12/2010 | Crunkilton                  |
| 7,291,146 | B2 | 11/2007 | Steinke et al.     | 7,846,157 | B2   | 12/2010 | Kozel                       |
| 7,297,140 | B2 | 11/2007 | Orlu et al.        | 7,850,613 | B2   | 12/2010 | Stribling                   |
| 7,299,085 | B2 | 11/2007 | Bergelson et al.   | D630,756  | S    | 1/2011  | Kitayama                    |
| 7,300,430 | B2 | 11/2007 | Wilson et al.      | D630,757  | S    | 1/2011  | Kitayama                    |
| 7,302,288 | B1 | 11/2007 | Schellenberg       | 7,869,854 | B2   | 1/2011  | Shachar et al.              |
| 7,308,296 | B2 | 12/2007 | Lys et al.         | 7,869,865 | B2   | 1/2011  | Govari et al.               |
| 7,310,150 | B2 | 12/2007 | Guillermo et al.   | 7,873,402 | B2   | 1/2011  | Shachar                     |
| 7,311,702 | B2 | 12/2007 | Tallarida et al.   | 7,909,815 | B2   | 3/2011  | Whitmore, III et al.        |
| 7,321,228 | B2 | 1/2008  | Govari             | 7,931,596 | B2   | 4/2011  | Rachlin et al.              |
| 7,326,241 | B2 | 2/2008  | Jang               | 7,947,040 | B2   | 5/2011  | Davies et al.               |
| 7,327,872 | B2 | 2/2008  | Vaillant et al.    | 7,969,142 | B2   | 6/2011  | Krueger et al.              |
| 7,331,462 | B2 | 2/2008  | Steppe             | 7,976,469 | B2   | 7/2011  | Bonde et al.                |
| 7,342,058 | B2 | 3/2008  | Peppmoller et al.  | 7,976,518 | B2   | 7/2011  | Shaughnessy et al.          |
| 7,349,732 | B1 | 3/2008  | Kil et al.         | 7,981,038 | B2   | 7/2011  | Kanade et al.               |
| 7,355,716 | B2 | 4/2008  | de Boer et al.     | 7,988,633 | B2 * | 8/2011  | Hossack et al. .... 600/467 |
| 7,360,427 | B2 | 4/2008  | Drinkwater et al.  | 8,016,814 | B2   | 9/2011  | Blakstvedt et al.           |
| 7,366,376 | B2 | 4/2008  | Shishkov et al.    | 8,046,052 | B2   | 10/2011 | Verard et al.               |
| 7,366,562 | B2 | 4/2008  | Dukeshherer et al. | 8,055,327 | B2   | 11/2011 | Strommer et al.             |
| 7,366,563 | B2 | 4/2008  | Kleen et al.       | 8,057,394 | B2   | 11/2011 | Dala-Krishna                |
| 7,373,271 | B1 | 5/2008  | Schneider          | 8,060,185 | B2   | 11/2011 | Hunter et al.               |
| 7,381,204 | B2 | 6/2008  | Wilson et al.      | 8,078,274 | B2   | 12/2011 | Kassab                      |
| 7,382,949 | B2 | 6/2008  | Bouma et al.       | 8,078,279 | B2   | 12/2011 | Dennis et al.               |
| 7,384,407 | B2 | 6/2008  | Rodriguez et al.   | 8,082,025 | B2   | 12/2011 | Amitai et al.               |
| 7,418,169 | B2 | 8/2008  | Tearney et al.     | 8,082,032 | B2   | 12/2011 | Kassab et al.               |
| 7,447,408 | B2 | 11/2008 | Bouma et al.       | 8,088,072 | B2   | 1/2012  | Munrow et al.               |
| 7,452,331 | B1 | 11/2008 | Pruter             | 8,090,430 | B2   | 1/2012  | Makower et al.              |
| 7,452,358 | B2 | 11/2008 | Stern et al.       | 8,099,161 | B2   | 1/2012  | Kassab                      |
| 7,454,244 | B2 | 11/2008 | Kassab et al.      | 8,105,338 | B2   | 1/2012  | Anderson et al.             |
| D585,556  | S  | 1/2009  | Kosaku             | 8,114,143 | B2   | 2/2012  | Kassab et al.               |
| 7,479,141 | B2 | 1/2009  | Kleen et al.       | 8,118,743 | B2   | 2/2012  | Park et al.                 |
| 7,519,424 | B2 | 4/2009  | Dennis et al.      | 8,123,691 | B2   | 2/2012  | Mine et al.                 |
| 7,529,584 | B2 | 5/2009  | Laske et al.       | 8,133,698 | B2   | 3/2012  | Silver                      |
| 7,534,223 | B2 | 5/2009  | Boutillette et al. | 8,142,417 | B2   | 3/2012  | Pajunk et al.               |
| 7,538,859 | B2 | 5/2009  | Tearney et al.     | 8,150,522 | B2   | 4/2012  | Echaz et al.                |
| 7,543,239 | B2 | 6/2009  | Viswanathan et al. | 8,152,724 | B2   | 4/2012  | Ridley et al.               |
| 7,546,158 | B2 | 6/2009  | Allison et al.     | 8,155,732 | B2   | 4/2012  | Scholz et al.               |
| 7,547,282 | B2 | 6/2009  | Lo et al.          | 8,204,582 | B2   | 6/2012  | Zantos et al.               |
| 7,551,293 | B2 | 6/2009  | Yelin et al.       | 8,214,018 | B2   | 7/2012  | Markowitz et al.            |
| D603,050  | S  | 10/2009 | Chen               | 8,221,402 | B2   | 7/2012  | Francischelli et al.        |
| 7,599,730 | B2 | 10/2009 | Hunter et al.      | 8,240,211 | B2   | 8/2012  | Zeitner et al.              |
| 7,606,615 | B2 | 10/2009 | Makower et al.     | 8,241,274 | B2   | 8/2012  | Keogh et al.                |
| 7,613,478 | B2 | 11/2009 | Jabri et al.       | 8,244,339 | B2   | 8/2012  | Shen et al.                 |
| 7,616,992 | B2 | 11/2009 | Dennis et al.      | 8,255,035 | B2   | 8/2012  | Cao et al.                  |
| 7,627,376 | B2 | 12/2009 | Dennis et al.      | 8,260,395 | B2   | 9/2012  | Markowitz et al.            |
| 7,635,336 | B1 | 12/2009 | Pruter             | 8,262,577 | B2   | 9/2012  | Munrow et al.               |
| 7,637,163 | B2 | 12/2009 | Fetzer et al.      | 8,298,149 | B2   | 10/2012 | Hastings et al.             |
| 7,640,053 | B2 | 12/2009 | Verin              | 8,303,502 | B2   | 11/2012 | Washburn et al.             |
| 7,651,469 | B2 | 1/2010  | Osborne et al.     | 8,303,505 | B2   | 11/2012 | Webler et al.               |
| 7,652,080 | B2 | 1/2010  | Peppmoller et al.  | 8,326,419 | B2   | 12/2012 | Rosenberg et al.            |
| 7,660,623 | B2 | 2/2010  | Hunter et al.      | 8,326,651 | B2   | 12/2012 | McLaren et al.              |
| 7,665,893 | B2 | 2/2010  | Buchalter          | 8,340,751 | B2   | 12/2012 | Markowitz et al.            |
| 7,666,191 | B2 | 2/2010  | Orban, III et al.  | 8,346,343 | B2   | 1/2013  | Kimura et al.               |
| 7,668,583 | B2 | 2/2010  | Fegert et al.      | 8,369,922 | B2   | 2/2013  | Paul et al.                 |
| 7,697,972 | B2 | 4/2010  | Verard et al.      | 8,388,541 | B2   | 3/2013  | Messerly et al.             |
| 7,699,782 | B2 | 4/2010  | Angelsen et al.    | 8,388,546 | B2   | 3/2013  | Rothenberg                  |
| 7,699,829 | B2 | 4/2010  | Harris et al.      | 8,391,956 | B2   | 3/2013  | Zellers et al.              |
| 7,715,925 | B2 | 5/2010  | Hafer et al.       | 8,400,164 | B2   | 3/2013  | Osadchy et al.              |
| 7,727,192 | B2 | 6/2010  | Tokumoto et al.    | 8,401,616 | B2   | 3/2013  | Verard et al.               |
| 7,729,743 | B2 | 6/2010  | Sabczynski et al.  | 8,409,103 | B2   | 4/2013  | Grunwald et al.             |
| 7,751,865 | B2 | 7/2010  | Jacob et al.       | 8,412,313 | B2   | 4/2013  | Amitai et al.               |
| 7,766,839 | B2 | 8/2010  | Rogers et al.      | 8,425,425 | B2   | 4/2013  | Hagy et al.                 |
| 7,771,437 | B2 | 8/2010  | Hogg et al.        | 8,437,833 | B2   | 5/2013  | Silverstein                 |
| 7,774,051 | B2 | 8/2010  | Voth               | 8,439,873 | B1 * | 5/2013  | Donovan ..... 604/117       |
|           |    |         |                    | 8,442,621 | B2   | 5/2013  | Gorek et al.                |
|           |    |         |                    | 8,447,384 | B2   | 5/2013  | Xu et al.                   |
|           |    |         |                    | D684,265  | S    | 6/2013  | Cadera                      |
|           |    |         |                    | 8,456,182 | B2   | 6/2013  | Bar-Tal et al.              |

(56)

## References Cited

## U.S. PATENT DOCUMENTS

|                 |         |                    |                  |         |  |
|-----------------|---------|--------------------|------------------|---------|--|
| 8,478,382 B2    | 7/2013  | Burnside et al.    | 2003/0013986 A1  | 1/2003  | Saadat                                     |
| 8,478,388 B2    | 7/2013  | Nguyen et al.      | 2003/0018251 A1  | 1/2003  | Solomon                                    |
| 8,485,980 B2    | 7/2013  | Sinderby et al.    | 2003/0036696 A1  | 2/2003  | Willis et al.                              |
| 8,494,608 B2    | 7/2013  | Markowitz et al.   | 2003/0040671 A1  | 2/2003  | Somogyi et al.                             |
| 8,496,592 B2    | 7/2013  | Ridley et al.      | 2003/0040743 A1  | 2/2003  | Cosman et al.                              |
| 8,504,139 B2    | 8/2013  | Jacobsen et al.    | 2003/0072805 A1  | 4/2003  | Miyazawa et al.                            |
| 8,512,256 B2    | 8/2013  | Rothenberg         | 2003/0073901 A1  | 4/2003  | Simon et al.                               |
| 8,521,122 B2    | 8/2013  | Scott et al.       | 2003/0076281 A1  | 4/2003  | Morgan et al.                              |
| 8,527,036 B2    | 9/2013  | Jalde et al.       | 2003/0083698 A1  | 5/2003  | Whitehurst et al.                          |
| 8,538,509 B2    | 9/2013  | Harlev et al.      | 2003/0088195 A1  | 5/2003  | Vardi et al.                               |
| 8,597,193 B2    | 12/2013 | Grunwald et al.    | 2003/0092993 A1  | 5/2003  | Grunwald                                   |
| 8,620,412 B2    | 12/2013 | Griffiths et al.   | 2003/0100849 A1  | 5/2003  | Jang                                       |
| 8,644,907 B2    | 2/2014  | Hartmann et al.    | 2003/0114742 A1  | 6/2003  | Lewkowicz et al.                           |
| 8,663,116 B2    | 3/2014  | Hamilton, Jr.      | 2003/0114777 A1  | 6/2003  | Griffin et al.                             |
| 8,690,776 B2    | 4/2014  | Razzaque et al.    | 2003/0120150 A1  | 6/2003  | Govari                                     |
| 8,700,137 B2    | 4/2014  | Albert             | 2003/0120154 A1  | 6/2003  | Sauer et al.                               |
| 8,715,195 B2    | 5/2014  | Liv                | 2003/0139661 A1  | 7/2003  | Kimchy et al.                              |
| 8,721,655 B2    | 5/2014  | Viswanathan et al. | 2003/0149328 A1  | 8/2003  | Elliott et al.                             |
| 8,734,440 B2    | 5/2014  | Wu                 | 2003/0149368 A1  | 8/2003  | Hennemann et al.                           |
| 8,774,907 B2    | 7/2014  | Rothenberg         | 2003/0152290 A1  | 8/2003  | Odell                                      |
| 8,781,555 B2    | 7/2014  | Burnside et al.    | 2003/0160721 A1  | 8/2003  | Gilboa et al.                              |
| 8,784,336 B2    | 7/2014  | Bown et al.        | 2003/0162414 A1  | 8/2003  | Schulz et al.                              |
| 8,801,693 B2    | 8/2014  | He et al.          | 2003/0163037 A1  | 8/2003  | Bladen et al.                              |
| 8,849,382 B2    | 9/2014  | Cox et al.         | 2003/0163142 A1  | 8/2003  | Paltiel et al.                             |
| 8,858,455 B2    | 10/2014 | Rothenberg         | 2003/0171691 A1  | 9/2003  | Casscells et al.                           |
| 8,934,961 B2    | 1/2015  | Lakin et al.       | 2003/0173953 A1  | 9/2003  | Ashe                                       |
| 8,942,784 B2    | 1/2015  | Neidert et al.     | 2003/0181892 A1  | 9/2003  | Pajunk et al.                              |
| 8,965,490 B2    | 2/2015  | Lee et al.         | 2003/0184544 A1  | 10/2003 | Prudent                                    |
| 8,971,994 B2    | 3/2015  | Burnside et al.    | 2003/0191392 A1  | 10/2003 | Haldeman                                   |
| 9,014,794 B2    | 4/2015  | Brodnick et al.    | 2003/0191460 A1  | 10/2003 | Hobbs et al.                               |
| 9,033,889 B2    | 5/2015  | Hamilton, Jr.      | 2003/0195420 A1  | 10/2003 | Mendlein et al.                            |
| 9,125,578 B2    | 9/2015  | Grunwald           | 2003/0199746 A1  | 10/2003 | Fuimaono et al.                            |
| 9,179,860 B2    | 11/2015 | Markowitz et al.   | 2003/0208142 A1  | 11/2003 | Boudewijn et al.                           |
| 9,198,600 B2    | 12/2015 | Grunwald et al.    | 2003/0216639 A1  | 11/2003 | Gilboa et al.                              |
| 9,339,206 B2    | 5/2016  | Grunwald           | 2003/0220557 A1  | 11/2003 | Cleary et al.                              |
| 9,456,766 B2    | 10/2016 | Cox et al.         | 2003/0220578 A1  | 11/2003 | Ho et al.                                  |
| 9,492,097 B2    | 11/2016 | Wilkes et al.      | 2003/0229298 A1  | 12/2003 | Iwami et al.                               |
| 9,521,961 B2    | 12/2016 | Silverstein et al. | 2003/0233042 A1  | 12/2003 | Ashe                                       |
| 9,526,440 B2    | 12/2016 | Burnside et al.    | 2003/0236445 A1* | 12/2003 | Couvillon, Jr. ... A61M 25/0105<br>600/114 |
| 9,532,724 B2    | 1/2017  | Grunwald           | 2004/0010189 A1  | 1/2004  | van Sloun et al.                           |
| 9,554,716 B2    | 1/2017  | Burnside et al.    | 2004/0015070 A1  | 1/2004  | Liang et al.                               |
| 9,636,031 B2    | 5/2017  | Cox                | 2004/0024301 A1  | 2/2004  | Hockett et al.                             |
| 9,642,986 B2    | 5/2017  | Beasley            | 2004/0030319 A1  | 2/2004  | Korkor et al.                              |
| 9,649,048 B2    | 5/2017  | Cox et al.         | 2004/0054278 A1  | 3/2004  | Kimchy et al.                              |
| 9,681,823 B2    | 6/2017  | Messerly et al.    | 2004/0059237 A1  | 3/2004  | Narayan et al.                             |
| 9,833,169 B2    | 12/2017 | Rothenberg         | 2004/0082916 A1  | 4/2004  | Jenkins                                    |
| 9,839,372 B2    | 12/2017 | Bukhman et al.     | 2004/0087877 A1  | 5/2004  | Besz et al.                                |
| 9,901,714 B2    | 2/2018  | Lemon et al.       | 2004/0088136 A1  | 5/2004  | Ashe                                       |
| 9,907,513 B2    | 3/2018  | Silverstein        | 2004/0092962 A1  | 5/2004  | Thornton et al.                            |
| 2001/0014774 A1 | 8/2001  | Grunwald           | 2004/0097803 A1  | 5/2004  | Panescu                                    |
| 2001/0027332 A1 | 10/2001 | Grunwald et al.    | 2004/0097804 A1  | 5/2004  | Sobe                                       |
| 2002/0010392 A1 | 1/2002  | Desai              | 2004/0097805 A1  | 5/2004  | Verard et al.                              |
| 2002/0016549 A1 | 2/2002  | Mejia              | 2004/0116809 A1  | 6/2004  | Hunter et al.                              |
| 2002/0019447 A1 | 2/2002  | Renn et al.        | 2004/0127805 A1  | 6/2004  | Chow et al.                                |
| 2002/0022777 A1 | 2/2002  | Crieghton et al.   | 2004/0131998 A1  | 7/2004  | MacAdam et al.                             |
| 2002/0032391 A1 | 3/2002  | McFann et al.      | 2004/0133111 A1  | 7/2004  | Szczeczek et al.                           |
| 2002/0049488 A1 | 4/2002  | Boneau             | 2004/0133130 A1  | 7/2004  | Ferry et al.                               |
| 2002/0055680 A1 | 5/2002  | Miele et al.       | 2004/0135069 A1  | 7/2004  | Odell                                      |
| 2002/0082559 A1 | 6/2002  | Chang et al.       | 2004/0138557 A1  | 7/2004  | Le et al.                                  |
| 2002/0113555 A1 | 8/2002  | Lys et al.         | 2004/0138564 A1  | 7/2004  | Hwang et al.                               |
| 2002/0123679 A1 | 9/2002  | Dominguez          | 2004/0138569 A1  | 7/2004  | Grunwald et al.                            |
| 2002/0128554 A1 | 9/2002  | Seward             | 2004/0138570 A1  | 7/2004  | Nita et al.                                |
| 2002/0129952 A1 | 9/2002  | Matsudate et al.   | 2004/0147837 A1  | 7/2004  | Macaulay et al.                            |
| 2002/0133079 A1 | 9/2002  | Sandhu             | 2004/0150963 A1  | 8/2004  | Holmberg et al.                            |
| 2002/0156363 A1 | 10/2002 | Hunter et al.      | 2004/0152972 A1  | 8/2004  | Hunter                                     |
| 2002/0156376 A1 | 10/2002 | Wang et al.        | 2004/0155609 A1  | 8/2004  | Lys et al.                                 |
| 2002/0165448 A1 | 11/2002 | Ben-Haim et al.    | 2004/0158140 A1  | 8/2004  | Fuimaono et al.                            |
| 2002/0165534 A1 | 11/2002 | Hayzelden et al.   | 2004/0171924 A1  | 9/2004  | Mire et al.                                |
| 2002/0165537 A1 | 11/2002 | Kelley et al.      | 2004/0176688 A1  | 9/2004  | Haldeman                                   |
| 2002/0173721 A1 | 11/2002 | Grunwald et al.    | 2004/0186461 A1  | 9/2004  | DiMatteo                                   |
| 2002/0198568 A1 | 12/2002 | Hafer et al.       | 2004/0199069 A1  | 10/2004 | Connelly et al.                            |
| 2003/0009132 A1 | 1/2003  | Schwartz et al.    | 2004/0210289 A1  | 10/2004 | Wang et al.                                |
| 2003/0011359 A1 | 1/2003  | Ashe               | 2004/0225233 A1  | 11/2004 | Frankowski et al.                          |
| 2003/0013959 A1 | 1/2003  | Grunwald et al.    | 2004/0230131 A1  | 11/2004 | Kassab et al.                              |
| 2003/0013966 A1 | 1/2003  | Barnes et al.      | 2004/0230271 A1  | 11/2004 | Wang et al.                                |
|                 |         |                    | 2004/0234453 A1  | 11/2004 | Smith                                      |
|                 |         |                    | 2004/0243018 A1  | 12/2004 | Organ et al.                               |

(56)

## References Cited

## U.S. PATENT DOCUMENTS

|              |    |         |                    |              |     |         |                       |
|--------------|----|---------|--------------------|--------------|-----|---------|-----------------------|
| 2004/0243116 | A1 | 12/2004 | Joye et al.        | 2006/0142656 | A1  | 6/2006  | Malackowski et al.    |
| 2004/0243118 | A1 | 12/2004 | Ayers et al.       | 2006/0149134 | A1  | 7/2006  | Soper et al.          |
| 2004/0253365 | A1 | 12/2004 | Warren et al.      | 2006/0173251 | A1  | 8/2006  | Govari et al.         |
| 2004/0254470 | A1 | 12/2004 | Drinkwater et al.  | 2006/0173329 | A1  | 8/2006  | Irioka et al.         |
| 2004/0254495 | A1 | 12/2004 | Mabary et al.      | 2006/0173407 | A1  | 8/2006  | Shaughnessy et al.    |
| 2004/0260174 | A1 | 12/2004 | Keene              | 2006/0176242 | A1  | 8/2006  | Jaramaz et al.        |
| 2004/0267086 | A1 | 12/2004 | Anstadt et al.     | 2006/0184074 | A1  | 8/2006  | Vaezy et al.          |
| 2005/0004450 | A1 | 1/2005  | Ben-Haim et al.    | 2006/0206037 | A1  | 9/2006  | Braxton               |
| 2005/0021019 | A1 | 1/2005  | Hashimshony et al. | 2006/0211944 | A1  | 9/2006  | Mauge et al.          |
| 2005/0033150 | A1 | 2/2005  | Takahashi et al.   | 2006/0217655 | A1  | 9/2006  | Vitullo et al.        |
| 2005/0038355 | A1 | 2/2005  | Gellman et al.     | 2006/0217755 | A1  | 9/2006  | Eversull et al.       |
| 2005/0043640 | A1 | 2/2005  | Chang              | 2006/0224188 | A1  | 10/2006 | Libbus et al.         |
| 2005/0049486 | A1 | 3/2005  | Urquhart et al.    | 2006/0241432 | A1  | 10/2006 | Herline et al.        |
| 2005/0049510 | A1 | 3/2005  | Haldeman et al.    | 2006/0247746 | A1  | 11/2006 | Danek et al.          |
| 2005/0063194 | A1 | 3/2005  | Lys et al.         | 2006/0253029 | A1  | 11/2006 | Altmann et al.        |
| 2005/0070788 | A1 | 3/2005  | Wilson et al.      | 2006/0258895 | A1  | 11/2006 | Maschke               |
| 2005/0075561 | A1 | 4/2005  | Golden             | 2006/0276867 | A1  | 12/2006 | Viswanathan           |
| 2005/0085715 | A1 | 4/2005  | Dukesherer et al.  | 2006/0287595 | A1  | 12/2006 | Maschke               |
| 2005/0085716 | A1 | 4/2005  | Hamm et al.        | 2007/0010753 | A1  | 1/2007  | MacAdam               |
| 2005/0085718 | A1 | 4/2005  | Shahidi            | 2007/0016007 | A1  | 1/2007  | Govari et al.         |
| 2005/0085720 | A1 | 4/2005  | Jascob et al.      | 2007/0016013 | A1  | 1/2007  | Camus                 |
| 2005/0090746 | A1 | 4/2005  | Ohtake             | 2007/0016068 | A1  | 1/2007  | Grunwald et al.       |
| 2005/0101868 | A1 | 5/2005  | Ridley et al.      | 2007/0016069 | A1  | 1/2007  | Grunwald et al.       |
| 2005/0101869 | A1 | 5/2005  | Burba et al.       | 2007/0016070 | A1  | 1/2007  | Grunwald et al.       |
| 2005/0105081 | A1 | 5/2005  | Odell              | 2007/0016072 | A1  | 1/2007  | Grunwald et al.       |
| 2005/0105101 | A1 | 5/2005  | Duling et al.      | 2007/0032746 | A1  | 2/2007  | Sell                  |
| 2005/0112135 | A1 | 5/2005  | Cormier et al.     | 2007/0038113 | A1  | 2/2007  | Oonuki et al.         |
| 2005/0113669 | A1 | 5/2005  | Helfer et al.      | 2007/0049817 | A1  | 3/2007  | Preiss et al.         |
| 2005/0113676 | A1 | 5/2005  | Weiner et al.      | 2007/0049822 | A1  | 3/2007  | Bunce et al.          |
| 2005/0113700 | A1 | 5/2005  | Yanagihara et al.  | 2007/0049846 | A1  | 3/2007  | Bown et al.           |
| 2005/0113873 | A1 | 5/2005  | Weiner et al.      | 2007/0055141 | A1  | 3/2007  | Kruger et al.         |
| 2005/0113874 | A1 | 5/2005  | Connelly et al.    | 2007/0055142 | A1  | 3/2007  | Webler                |
| 2005/0113876 | A1 | 5/2005  | Weiner et al.      | 2007/0055294 | A1  | 3/2007  | Giap                  |
| 2005/0148836 | A1 | 7/2005  | Kleen et al.       | 2007/0060992 | A1  | 3/2007  | Pappone               |
| 2005/0148902 | A1 | 7/2005  | Minar et al.       | 2007/0062544 | A1  | 3/2007  | Rauk Bergstrom et al. |
| 2005/0149002 | A1 | 7/2005  | Wang et al.        | 2007/0066888 | A1  | 3/2007  | Maschke               |
| 2005/0151489 | A1 | 7/2005  | Lys et al.         | 2007/0073155 | A1  | 3/2007  | Park et al.           |
| 2005/0154308 | A1 | 7/2005  | Quistgaard et al.  | 2007/0078343 | A1  | 4/2007  | Kawashima et al.      |
| 2005/0159644 | A1 | 7/2005  | Takano             | 2007/0087038 | A1  | 4/2007  | Richardson et al.     |
| 2005/0159790 | A1 | 7/2005  | Shalev             | 2007/0093710 | A1* | 4/2007  | Maschke ..... 600/407 |
| 2005/0165301 | A1 | 7/2005  | Smith et al.       | 2007/0100236 | A1  | 5/2007  | McMorrow et al.       |
| 2005/0165313 | A1 | 7/2005  | Byron et al.       | 2007/0100285 | A1  | 5/2007  | Griffin et al.        |
| 2005/0175665 | A1 | 8/2005  | Hunter et al.      | 2007/0112282 | A1  | 5/2007  | Skujins et al.        |
| 2005/0175703 | A1 | 8/2005  | Hunter et al.      | 2007/0123805 | A1  | 5/2007  | Shireman et al.       |
| 2005/0178395 | A1 | 8/2005  | Hunter et al.      | 2007/0129770 | A1  | 6/2007  | Younis                |
| 2005/0178396 | A1 | 8/2005  | Hunter et al.      | 2007/0135803 | A1  | 6/2007  | Belson                |
| 2005/0182295 | A1 | 8/2005  | Soper et al.       | 2007/0135886 | A1  | 6/2007  | Maschke               |
| 2005/0182454 | A1 | 8/2005  | Gharib et al.      | 2007/0156205 | A1  | 7/2007  | Larson et al.         |
| 2005/0197674 | A1 | 9/2005  | McCabe et al.      | 2007/0161853 | A1  | 7/2007  | Yagi et al.           |
| 2005/0203368 | A1 | 9/2005  | Verin              | 2007/0161914 | A1  | 7/2007  | Zdeblick et al.       |
| 2005/0203396 | A1 | 9/2005  | Angelsen et al.    | 2007/0161915 | A1  | 7/2007  | Desai                 |
| 2005/0205081 | A1 | 9/2005  | Barker et al.      | 2007/0167738 | A1  | 7/2007  | Timinger et al.       |
| 2005/0215901 | A1 | 9/2005  | Anderson et al.    | 2007/0167762 | A1  | 7/2007  | Kim et al.            |
| 2005/0215945 | A1 | 9/2005  | Harris et al.      | 2007/0167769 | A1  | 7/2007  | Ikuma et al.          |
| 2005/0222532 | A1 | 10/2005 | Bertolero et al.   | 2007/0167801 | A1  | 7/2007  | Webler et al.         |
| 2005/0240102 | A1 | 10/2005 | Rachlin et al.     | 2007/0167997 | A1  | 7/2007  | Forsberg et al.       |
| 2005/0245811 | A1 | 11/2005 | Scheffler          | 2007/0197891 | A1  | 8/2007  | Shachar et al.        |
| 2005/0256398 | A1 | 11/2005 | Hastings et al.    | 2007/0197905 | A1  | 8/2007  | Timinger et al.       |
| 2005/0256451 | A1 | 11/2005 | Adams et al.       | 2007/0197926 | A1  | 8/2007  | Danehorn et al.       |
| 2005/0256521 | A1 | 11/2005 | Kozel              | 2007/0208255 | A1  | 9/2007  | Ridley et al.         |
| 2005/0256541 | A1 | 11/2005 | Stypulkowski       | 2007/0219453 | A1  | 9/2007  | Kremlivsky et al.     |
| 2005/0283216 | A1 | 12/2005 | Pyles              | 2007/0225589 | A1  | 9/2007  | Viswanathan           |
| 2005/0288586 | A1 | 12/2005 | Ferek-Petric       | 2007/0225610 | A1  | 9/2007  | Mickley et al.        |
| 2006/0009759 | A1 | 1/2006  | Chrisitian et al.  | 2007/0232882 | A1  | 10/2007 | Glossop et al.        |
| 2006/0015003 | A1 | 1/2006  | Moaddes et al.     | 2007/0232896 | A1  | 10/2007 | Gilboa et al.         |
| 2006/0025677 | A1 | 2/2006  | Verard et al.      | 2007/0238984 | A1  | 10/2007 | Maschke et al.        |
| 2006/0025697 | A1 | 2/2006  | Kurzweil et al.    | 2007/0239018 | A1  | 10/2007 | Fetzer et al.         |
| 2006/0058633 | A1 | 3/2006  | Hoshino et al.     | 2007/0244413 | A1  | 10/2007 | Biggins               |
| 2006/0068074 | A1 | 3/2006  | Stefandl           | 2007/0247454 | A1  | 10/2007 | Rahn et al.           |
| 2006/0084867 | A1 | 4/2006  | Tremblay et al.    | 2007/0249911 | A1  | 10/2007 | Simon                 |
| 2006/0106306 | A1 | 5/2006  | Essner et al.      | 2007/0255270 | A1  | 11/2007 | Carney                |
| 2006/0116571 | A1 | 6/2006  | Maschke et al.     | 2007/0265526 | A1  | 11/2007 | Govari et al.         |
| 2006/0116576 | A1 | 6/2006  | McGee et al.       | 2007/0280974 | A1  | 12/2007 | Son et al.            |
| 2006/0116578 | A1 | 6/2006  | Grunwald et al.    | 2007/0282196 | A1  | 12/2007 | Birk et al.           |
| 2006/0122514 | A1 | 6/2006  | Byrd et al.        | 2007/0282197 | A1  | 12/2007 | Bill et al.           |
|              |    |         |                    | 2007/0299352 | A1  | 12/2007 | Harlev et al.         |
|              |    |         |                    | 2007/0299353 | A1  | 12/2007 | Harlev et al.         |
|              |    |         |                    | 2008/0004652 | A1  | 1/2008  | Abboud et al.         |
|              |    |         |                    | 2008/0008745 | A1  | 1/2008  | Stinchcomb et al.     |

(56)

## References Cited

## U.S. PATENT DOCUMENTS

|              |    |         |                      |              |      |         |                         |
|--------------|----|---------|----------------------|--------------|------|---------|-------------------------|
| 2008/0009720 | A1 | 1/2008  | Schefelker et al.    | 2009/0253976 | A1   | 10/2009 | Harlev et al.           |
| 2008/0015442 | A1 | 1/2008  | Watson et al.        | 2009/0258171 | A1   | 10/2009 | Uang                    |
| 2008/0027320 | A1 | 1/2008  | Bolorforosh et al.   | 2009/0259124 | A1   | 10/2009 | Rothenberg              |
| 2008/0033283 | A1 | 2/2008  | Dellaca et al.       | 2009/0262982 | A1   | 10/2009 | Markowitz et al.        |
| 2008/0033316 | A1 | 2/2008  | Kassab et al.        | 2009/0270729 | A1   | 10/2009 | Corbucci et al.         |
| 2008/0033350 | A1 | 2/2008  | Wilson et al.        | 2009/0270746 | A1   | 10/2009 | Min                     |
| 2008/0045908 | A1 | 2/2008  | Gould et al.         | 2009/0275828 | A1   | 11/2009 | Shachar et al.          |
| 2008/0051626 | A1 | 2/2008  | Sato et al.          | 2009/0281419 | A1   | 11/2009 | Troesken et al.         |
| 2008/0077158 | A1 | 3/2008  | Haider et al.        | 2009/0297441 | A1   | 12/2009 | Canham et al.           |
| 2008/0081958 | A1 | 4/2008  | Denison et al.       | 2010/0004543 | A1   | 1/2010  | Ahlund et al.           |
| 2008/0082136 | A1 | 4/2008  | Gaudiani             | 2010/0004547 | A1   | 1/2010  | Scholz et al.           |
| 2008/0097232 | A1 | 4/2008  | Rothenberg           | 2010/0010355 | A1   | 1/2010  | Kassab                  |
| 2008/0108949 | A1 | 5/2008  | Beasley et al.       | 2010/0010444 | A1   | 1/2010  | Bettuchi                |
| 2008/0114095 | A1 | 5/2008  | Peppmoller et al.    | 2010/0010612 | A1   | 1/2010  | Gelbart et al.          |
| 2008/0119697 | A1 | 5/2008  | Vadodaria et al.     | 2010/0016726 | A1   | 1/2010  | Meier                   |
| 2008/0125772 | A1 | 5/2008  | Stone et al.         | 2010/0036227 | A1 * | 2/2010  | Cox et al. .... 600/374 |
| 2008/0137927 | A1 | 6/2008  | Altmann et al.       | 2010/0036284 | A1   | 2/2010  | Laynes et al.           |
| 2008/0139944 | A1 | 6/2008  | Weymer et al.        | 2010/0041973 | A1   | 2/2010  | Vu et al.               |
| 2008/0146939 | A1 | 6/2008  | McMorrow et al.      | 2010/0041984 | A1   | 2/2010  | Shapland et al.         |
| 2008/0146940 | A1 | 6/2008  | Jenkins et al.       | 2010/0049062 | A1   | 2/2010  | Ziv                     |
| 2008/0146941 | A1 | 6/2008  | Dala-Krishna         | 2010/0055153 | A1   | 3/2010  | Majmudar                |
| 2008/0146942 | A1 | 6/2008  | Dala-Krishna         | 2010/0055184 | A1   | 3/2010  | Zeitels et al.          |
| 2008/0154100 | A1 | 6/2008  | Thalmeier et al.     | 2010/0057157 | A1   | 3/2010  | Govari et al.           |
| 2008/0166453 | A1 | 7/2008  | Steele et al.        | 2010/0060472 | A1   | 3/2010  | Kimura et al.           |
| 2008/0171934 | A1 | 7/2008  | Greenan et al.       | 2010/0063401 | A1   | 3/2010  | Nishina et al.          |
| 2008/0183075 | A1 | 7/2008  | Govari et al.        | 2010/0076305 | A1   | 3/2010  | Maier-Hein et al.       |
| 2008/0188830 | A1 | 8/2008  | Rosenblatt et al.    | 2010/0076328 | A1   | 3/2010  | Matsumura et al.        |
| 2008/0190438 | A1 | 8/2008  | Harlev et al.        | 2010/0081934 | A1   | 4/2010  | Soltani et al.          |
| 2008/0195169 | A1 | 8/2008  | Pinter et al.        | 2010/0083719 | A1   | 4/2010  | Peppmoller et al.       |
| 2008/0200754 | A1 | 8/2008  | Buchalter            | 2010/0094116 | A1   | 4/2010  | Silverstein             |
| 2008/0200801 | A1 | 8/2008  | Wildes et al.        | 2010/0106011 | A1   | 4/2010  | Byrd et al.             |
| 2008/0200913 | A1 | 8/2008  | Viswanathan          | 2010/0113917 | A1   | 5/2010  | Anderson                |
| 2008/0228082 | A1 | 9/2008  | Scheirer et al.      | 2010/0114573 | A1   | 5/2010  | Huang et al.            |
| 2008/0236598 | A1 | 10/2008 | Gobel                | 2010/0117659 | A1   | 5/2010  | Osadchy et al.          |
| 2008/0255404 | A1 | 10/2008 | Nogawa et al.        | 2010/0130858 | A1   | 5/2010  | Arai et al.             |
| 2008/0255475 | A1 | 10/2008 | Kondrosky et al.     | 2010/0143119 | A1   | 6/2010  | Kooijman et al.         |
| 2008/0269581 | A1 | 10/2008 | Wood et al.          | 2010/0152596 | A1   | 6/2010  | Griffiths et al.        |
| 2008/0269611 | A1 | 10/2008 | Pedrizetti et al.    | 2010/0160772 | A1   | 6/2010  | Gardeski et al.         |
| 2008/0275465 | A1 | 11/2008 | Paul et al.          | 2010/0168557 | A1   | 7/2010  | Deno et al.             |
| 2008/0275765 | A1 | 11/2008 | Kuchar               | 2010/0185097 | A1   | 7/2010  | Hall                    |
| 2008/0288038 | A1 | 11/2008 | Paul et al.          | 2010/0198048 | A1   | 8/2010  | Togawa                  |
| 2008/0294041 | A1 | 11/2008 | Kassab               | 2010/0198346 | A1   | 8/2010  | Keogh et al.            |
| 2008/0319350 | A1 | 12/2008 | Wallace et al.       | 2010/0204569 | A1   | 8/2010  | Burnside et al.         |
| 2009/0005674 | A1 | 1/2009  | Saadat et al.        | 2010/0204614 | A1   | 8/2010  | Lindquist et al.        |
| 2009/0005675 | A1 | 1/2009  | Grunwald et al.      | 2010/0210938 | A1   | 8/2010  | Verard et al.           |
| 2009/0018497 | A1 | 1/2009  | Birchard et al.      | 2010/0210950 | A1   | 8/2010  | Dunbar et al.           |
| 2009/0024018 | A1 | 1/2009  | Boyden et al.        | 2010/0217116 | A1   | 8/2010  | Eck et al.              |
| 2009/0030380 | A1 | 1/2009  | Binmoeller           | 2010/0222664 | A1   | 9/2010  | Lemon et al.            |
| 2009/0043205 | A1 | 2/2009  | Pelissier et al.     | 2010/0222786 | A1   | 9/2010  | Kassab                  |
| 2009/0062646 | A1 | 3/2009  | Creighton, IV et al. | 2010/0234724 | A1   | 9/2010  | Jacobsen et al.         |
| 2009/0062684 | A1 | 3/2009  | Gregersen et al.     | 2010/0234733 | A1   | 9/2010  | Wahlheim                |
| 2009/0062772 | A1 | 3/2009  | Wakeford et al.      | 2010/0249598 | A1   | 9/2010  | Smith et al.            |
| 2009/0080738 | A1 | 3/2009  | Zur et al.           | 2010/0258033 | A1   | 10/2010 | Yang et al.             |
| 2009/0082661 | A1 | 3/2009  | Saladin et al.       | 2010/0268059 | A1   | 10/2010 | Ryu et al.              |
| 2009/0084382 | A1 | 4/2009  | Jalde et al.         | 2010/0273895 | A1   | 10/2010 | Stinchcomb et al.       |
| 2009/0099468 | A1 | 4/2009  | Thiagalingam et al.  | 2010/0274150 | A1   | 10/2010 | Harley et al.           |
| 2009/0101577 | A1 | 4/2009  | Fulkerson et al.     | 2010/0291521 | A1   | 11/2010 | Simon                   |
| 2009/0115406 | A1 | 5/2009  | Anderson et al.      | 2010/0298702 | A1   | 11/2010 | Rogers et al.           |
| 2009/0118612 | A1 | 5/2009  | Grunwald et al.      | 2010/0298704 | A1   | 11/2010 | Pelissier et al.        |
| 2009/0118637 | A1 | 5/2009  | Kassab et al.        | 2010/0298705 | A1   | 11/2010 | Pelissier et al.        |
| 2009/0118706 | A1 | 5/2009  | Schweikert et al.    | 2010/0298712 | A1   | 11/2010 | Pelissier et al.        |
| 2009/0124901 | A1 | 5/2009  | Fink et al.          | 2010/0312086 | A9   | 12/2010 | Beatty et al.           |
| 2009/0143736 | A1 | 6/2009  | Mittermeyer et al.   | 2010/0317981 | A1   | 12/2010 | Grunwald                |
| 2009/0156926 | A1 | 6/2009  | Messerly et al.      | 2010/0318026 | A1   | 12/2010 | Grunwald                |
| 2009/0163810 | A1 | 6/2009  | Kanade et al.        | 2010/0331712 | A1   | 12/2010 | Rothenberg              |
| 2009/0171217 | A1 | 7/2009  | Kim et al.           | 2011/0015496 | A1   | 1/2011  | Sherman et al.          |
| 2009/0177083 | A1 | 7/2009  | Matsumura            | 2011/0015527 | A1   | 1/2011  | Heasty et al.           |
| 2009/0177090 | A1 | 7/2009  | Grunwald et al.      | 2011/0015533 | A1   | 1/2011  | Cox et al.              |
| 2009/0203989 | A1 | 8/2009  | Burnside et al.      | 2011/0034823 | A1   | 2/2011  | Gelbart et al.          |
| 2009/0204113 | A1 | 8/2009  | MacAdam et al.       | 2011/0034940 | A1   | 2/2011  | Payner                  |
| 2009/0209872 | A1 | 8/2009  | Pop                  | 2011/0040212 | A1   | 2/2011  | Dietz et al.            |
| 2009/0209950 | A1 | 8/2009  | Starksen             | 2011/0052694 | A1   | 3/2011  | Stinchcomb et al.       |
| 2009/0221908 | A1 | 9/2009  | Glossop              | 2011/0087105 | A1   | 4/2011  | Ridley et al.           |
| 2009/0227952 | A1 | 9/2009  | Blakstvedt et al.    | 2011/0087106 | A1   | 4/2011  | Ridley et al.           |
| 2009/0234328 | A1 | 9/2009  | Cox et al.           | 2011/0087107 | A1   | 4/2011  | Lindekugel et al.       |
|              |    |         |                      | 2011/0106101 | A1   | 5/2011  | Tortonese et al.        |
|              |    |         |                      | 2011/0112396 | A1   | 5/2011  | Shachar et al.          |
|              |    |         |                      | 2011/0136242 | A1   | 6/2011  | Marx et al.             |
|              |    |         |                      | 2011/0137156 | A1   | 6/2011  | Razzaque et al.         |

(56)

## References Cited

## U.S. PATENT DOCUMENTS

2011/0196235 A1 8/2011 Dunbar et al.  
 2011/0196248 A1 8/2011 Grunwald  
 2011/0196255 A1 8/2011 Kassab  
 2011/0237935 A1 9/2011 Kalpin et al.  
 2011/0245659 A1 10/2011 Ma et al.  
 2011/0282187 A1 11/2011 Harlev et al.  
 2011/0282188 A1 11/2011 Burnside et al.  
 2011/0282285 A1 11/2011 Blanchard et al.  
 2011/0282686 A1 11/2011 Venon et al.  
 2011/0295108 A1 12/2011 Cox et al.  
 2011/0306859 A1 12/2011 Saldivar et al.  
 2011/0306867 A1 12/2011 Gopinathan et al.  
 2011/0313293 A1 12/2011 Lindekugel et al.  
 2012/0004564 A1 1/2012 Dobak, III  
 2012/0035460 A1 2/2012 Stangenes et al.  
 2012/0046562 A1 2/2012 Powers et al.  
 2012/0059249 A1 3/2012 Verard et al.  
 2012/0059270 A1 3/2012 Grunwald  
 2012/0059271 A1 3/2012 Amitai et al.  
 2012/0071751 A1 3/2012 Sra et al.  
 2012/0071759 A1 3/2012 Nagy et al.  
 2012/0071782 A1 3/2012 Patil et al.  
 2012/0078342 A1 3/2012 Vollkron et al.  
 2012/0095319 A1 4/2012 Kondrosky et al.  
 2012/0108950 A1 5/2012 He et al.  
 2012/0143029 A1 6/2012 Silverstein et al.  
 2012/0143078 A1 6/2012 Kassab et al.  
 2012/0172727 A1 7/2012 Hastings et al.  
 2012/0220854 A1 8/2012 Messerly et al.  
 2012/0265084 A1 10/2012 Stewart et al.  
 2012/0283582 A1 11/2012 Mahapatra et al.  
 2012/0296200 A1 11/2012 Shachar et al.  
 2012/0310052 A1 12/2012 Mahapatra et al.  
 2012/0310066 A1 12/2012 Shachar et al.  
 2012/0310660 A1 12/2012 Liu et al.  
 2012/0316440 A1 12/2012 Munrow et al.  
 2013/0006100 A1 1/2013 Shachar et al.  
 2013/0006102 A1 1/2013 Wilkes et al.  
 2013/0018248 A1 1/2013 Hurezan  
 2013/0035590 A1 2/2013 Ma et al.  
 2013/0041269 A1 2/2013 Stahmann et al.  
 2013/0060116 A1 3/2013 Messerly et al.  
 2013/0079628 A1 3/2013 Groszmann et al.  
 2013/0085416 A1 4/2013 Mest  
 2013/0090938 A1 4/2013 Fishman et al.  
 2013/0102890 A1 4/2013 Dib  
 2013/0123597 A1 5/2013 Rothenberg  
 2013/0131503 A1 5/2013 Schneider et al.  
 2013/0169272 A1 7/2013 Eichler et al.  
 2013/0217999 A1 8/2013 Burnside et al.  
 2013/0245434 A1 9/2013 Messerly et al.  
 2013/0289417 A1 10/2013 Grunwald et al.  
 2013/0296691 A1 11/2013 Ashe  
 2013/0296693 A1 11/2013 Wenzel et al.  
 2013/0303878 A1 11/2013 Nevo et al.  
 2013/0303896 A1 11/2013 Kalpin et al.  
 2013/0303945 A1 11/2013 Blumenkranz et al.  
 2013/0317338 A1 11/2013 Silverstein  
 2013/0324841 A1 12/2013 Kamen et al.  
 2013/0338503 A1 12/2013 Cohen et al.  
 2013/0338517 A1 12/2013 Rothenberg  
 2013/0345555 A1 12/2013 Kanade et al.  
 2014/0031674 A1 1/2014 Newman et al.  
 2014/0046261 A1 2/2014 Newman et al.  
 2014/0089836 A1 3/2014 Damani et al.  
 2014/0094694 A1 4/2014 Moctezuma de la Barrera  
 2014/0094768 A1 4/2014 Stangenes et al.  
 2014/0107475 A1 4/2014 Cox et al.  
 2014/0128712 A1 5/2014 Banet et al.  
 2014/0163356 A2 6/2014 Burnside et al.  
 2014/0180074 A1 6/2014 Green et al.  
 2014/0187917 A1 7/2014 Clark et al.  
 2014/0187990 A1 7/2014 Banet et al.  
 2014/0188133 A1 7/2014 Misener  
 2014/0221862 A1 8/2014 Tambe

2014/0228689 A1 8/2014 Ishikawa et al.  
 2014/0243659 A1 8/2014 Rothenberg  
 2014/0249428 A1 9/2014 Ingold, Jr. et al.  
 2014/0249505 A1 9/2014 Bukhman  
 2014/0257080 A1 9/2014 Dunbar et al.  
 2014/0275957 A1 9/2014 Lupotti  
 2014/0275990 A1 9/2014 Hagy et al.  
 2014/0276010 A1 9/2014 Anderson  
 2014/0303492 A1 10/2014 Burnside et al.  
 2014/0309624 A1 10/2014 Bown et al.  
 2014/0343398 A1 11/2014 He et al.  
 2015/0005621 A1 1/2015 Liu  
 2015/0018701 A1 1/2015 Cox et al.  
 2015/0025365 A1 1/2015 Wilczynski et al.  
 2015/0025402 A1 1/2015 Rothenberg  
 2015/0051489 A1 2/2015 Caluser et al.  
 2015/0073285 A1 3/2015 Albert et al.  
 2015/0216445 A1 8/2015 Carmeli et al.  
 2015/0216446 A1 8/2015 Bukhman et al.  
 2015/0223775 A1 8/2015 Hamilton, Jr.  
 2015/0246247 A1 9/2015 Binnekamp et al.  
 2015/0282734 A1 10/2015 Schweikert et al.  
 2015/0289781 A1 10/2015 Grunwald et al.  
 2015/0297114 A1 10/2015 Cox et al.  
 2015/0317810 A1 11/2015 Grunwald et al.  
 2015/0335310 A1 11/2015 Bernstein et al.  
 2015/0335383 A9 11/2015 Cohen  
 2016/0067449 A1 3/2016 Misener et al.  
 2016/0278869 A1 9/2016 Grunwald  
 2016/0374589 A1 12/2016 Misener et al.  
 2017/0000367 A1 1/2017 Grunwald  
 2017/0020561 A1 1/2017 Cox et al.  
 2017/0079548 A1 3/2017 Silverstein et al.  
 2017/0079552 A1 3/2017 Grunwald  
 2017/0079615 A1 3/2017 Burnside et al.  
 2017/0079681 A1 3/2017 Burnside et al.  
 2017/0151022 A1 6/2017 Jascob et al.  
 2017/0215762 A1 8/2017 Burnside et al.  
 2017/0231700 A1 8/2017 Cox et al.  
 2017/0281029 A1 10/2017 Messerly et al.  
 2018/0070856 A1 3/2018 Grunwald  
 2018/0103869 A1 4/2018 Bukhman et al.  
 2018/0116551 A1 5/2018 Newman et al.

## FOREIGN PATENT DOCUMENTS

AU 20009592 9/2000  
 AU 20015250 6/2001  
 AU 768362 B2 12/2003  
 AU 2001229024 B2 9/2005  
 AU 2001283703 B2 5/2006  
 AU 2006202149 6/2006  
 AU 2006904933 9/2006  
 AU 2006283022 B2 2/2012  
 CA 2420676 2/2002  
 CA 2619909 C 1/2014  
 CN 2031655 U 2/1989  
 CN 1672649 A 9/2005  
 CN 1913833 A 2/2007  
 CN 101854853 A 10/2010  
 CN 102209490 A 10/2011  
 CN 102802514 A 11/2012  
 CN 102821679 A 12/2012  
 CN 103037761 A 4/2013  
 CN 103037762 A 4/2013  
 CN 103118591 A 5/2013  
 CN 103189009 A 7/2013  
 DE 4319033 C1 6/1994  
 EP 0359697 3/1990  
 EP 0362821 4/1990  
 EP 0399536 A1 11/1990  
 EP 0823261 A2 2/1998  
 EP 0928976 A2 7/1999  
 EP 1025805 A1 8/2000  
 EP 1015967 B1 4/2002  
 EP 1311226 A1 5/2003  
 EP 1504713 A1 2/2005  
 EP 1117331 B1 5/2005  
 EP 1117332 B1 8/2005

(56)

## References Cited

## FOREIGN PATENT DOCUMENTS

|    |             |    |         |    |             |    |         |
|----|-------------|----|---------|----|-------------|----|---------|
| EP | 1118019     | B1 | 5/2006  | WO | 1999027837  | A2 | 6/1999  |
| EP | 1717601     | A2 | 11/2006 | WO | 1999049407  | A1 | 9/1999  |
| EP | 1887940     | A2 | 2/2008  | WO | 2000019906  |    | 4/2000  |
| EP | 1932477     | A1 | 6/2008  | WO | 2000027281  | A1 | 5/2000  |
| EP | 2313143     | A1 | 4/2011  | WO | 2000040155  |    | 7/2000  |
| EP | 2337491     | A1 | 6/2011  | WO | 2000063658  | A2 | 10/2000 |
| EP | 2440122     | A1 | 4/2012  | WO | 2000074775  | A1 | 12/2000 |
| EP | 2464407     | A2 | 6/2012  | WO | 2001013792  | A1 | 3/2001  |
| EP | 2482719     | A1 | 8/2012  | WO | 2001039683  | A1 | 6/2001  |
| EP | 2531098     | A1 | 12/2012 | WO | 2001076479  | A1 | 10/2001 |
| EP | 2575610     | A1 | 4/2013  | WO | 02/07794    | A2 | 1/2002  |
| EP | 2575611     | A1 | 4/2013  | WO | 2002015973  | A1 | 2/2002  |
| EP | 2603145     | A2 | 6/2013  | WO | 2002019905  | A1 | 3/2002  |
| EP | 2605699     | A2 | 6/2013  | WO | 2002025277  | A1 | 3/2002  |
| EP | 2474268     | B1 | 7/2013  | WO | 2002085442  | A1 | 10/2002 |
| EP | 2618727     | A1 | 7/2013  | WO | 2003061752  |    | 7/2003  |
| EP | 2632360     | A1 | 9/2013  | WO | 2003077759  | A1 | 9/2003  |
| EP | 2219526     | B1 | 3/2014  | WO | 03/088833   | A1 | 10/2003 |
| EP | 2712547     | A1 | 4/2014  | WO | 2003091495  | A1 | 11/2003 |
| EP | 2992825     | B1 | 5/2017  | WO | 2004002303  | A1 | 1/2004  |
| EP | 2170162     | B1 | 8/2017  | WO | 2004049970  | A2 | 6/2004  |
| EP | 2265175     | B1 | 8/2017  | WO | 2005033524  | A1 | 4/2005  |
| FR | 2545349     |    | 11/1984 | WO | 2005033574  | A1 | 4/2005  |
| JP | 01097440    |    | 4/1989  | WO | 2005/089851 | A1 | 9/2005  |
| JP | 03173542    | A  | 7/1991  | WO | 2005117690  | A1 | 12/2005 |
| JP | 4090741     |    | 8/1992  | WO | 2005117733  | A2 | 12/2005 |
| JP | 9-503054    |    | 3/1997  | WO | 2006074509  | A1 | 7/2006  |
| JP | 09-094298   | A  | 4/1997  | WO | 2006074510  | A1 | 7/2006  |
| JP | 10043310    |    | 2/1998  | WO | 2006078677  | A2 | 7/2006  |
| JP | 10290839    | A  | 11/1998 | WO | 2006103661  | A2 | 10/2006 |
| JP | 11128237    | A  | 5/1999  | WO | 2006111056  | A1 | 10/2006 |
| JP | 2001-145630 | A  | 5/2001  | WO | 2007002541  | A2 | 1/2007  |
| JP | 2001161683  |    | 6/2001  | WO | 2007005976  | A1 | 1/2007  |
| JP | 2001-514533 | A  | 9/2001  | WO | 2007014447  | A1 | 2/2007  |
| JP | 2001-524339 | A  | 12/2001 | WO | 2007034196  | A2 | 3/2007  |
| JP | 2001340334  |    | 12/2001 | WO | 2007067324  | A1 | 6/2007  |
| JP | 2002-224069 | A  | 8/2002  | WO | 2007069168  | A2 | 6/2007  |
| JP | 2002-529133 | A  | 9/2002  | WO | 2007109123  | A2 | 9/2007  |
| JP | 2002-541947 | A  | 12/2002 | WO | 2007126536  | A2 | 11/2007 |
| JP | 2003-010138 | A  | 1/2003  | WO | 2007144894  | A1 | 12/2007 |
| JP | 2003501127  | A  | 1/2003  | WO | 2008005480  | A1 | 1/2008  |
| JP | 2003061752  | A  | 3/2003  | WO | 2008024596  | A2 | 2/2008  |
| JP | 2003299654  |    | 10/2003 | WO | 2008028253  |    | 3/2008  |
| JP | 2003334191  |    | 11/2003 | WO | 2008083111  |    | 7/2008  |
| JP | 2002520893  |    | 2/2004  | WO | 2008097767  | A2 | 8/2008  |
| JP | 2004505748  | T  | 2/2004  | WO | 2008118992  | A1 | 10/2008 |
| JP | 2004515298  | A  | 5/2004  | WO | 2008126074  | A2 | 10/2008 |
| JP | 2006508744  | A  | 3/2006  | WO | 2008129326  | A1 | 10/2008 |
| JP | 2006-338526 | A  | 12/2006 | WO | 2008131017  | A2 | 10/2008 |
| JP | 2007-000226 | A  | 1/2007  | WO | 2008136008  | A2 | 11/2008 |
| JP | 2007-068989 | A  | 3/2007  | WO | 2009000439  | A1 | 12/2008 |
| JP | 2007-105450 | A  | 4/2007  | WO | 2009002514  | A2 | 12/2008 |
| JP | 2007-313122 | A  | 12/2007 | WO | 2009003138  | A1 | 12/2008 |
| JP | 2009/271123 | A  | 11/2009 | WO | 2009009064  | A1 | 1/2009  |
| JP | 5010604     |    | 6/2012  | WO | 2009057774  | A1 | 5/2009  |
| JP | 2012-529929 |    | 11/2012 | WO | 2009063166  | A1 | 5/2009  |
| JP | 2013-518676 | A  | 5/2013  | WO | 2009067654  | A1 | 5/2009  |
| JP | 2013-526959 | A  | 6/2013  | WO | 2009070616  | A2 | 6/2009  |
| JP | 2013-526961 | A  | 6/2013  | WO | 2009100158  | A1 | 8/2009  |
| RU | 2009101949  | A  | 7/2010  | WO | 2009123819  | A2 | 10/2009 |
| WO | 1980002376  | A1 | 11/1980 | WO | 2009126340  | A1 | 10/2009 |
| WO | 1991012836  | A1 | 9/1991  | WO | 2009129475  | A1 | 10/2009 |
| WO | 1992003090  |    | 3/1992  | WO | 2009129477  | A1 | 10/2009 |
| WO | 1994003159  | A1 | 2/1994  | WO | 2009134605  | A2 | 11/2009 |
| WO | 1994004938  |    | 3/1994  | WO | 2009137262  | A2 | 11/2009 |
| WO | 1996005768  | A1 | 2/1996  | WO | 2010002313  | A1 | 1/2010  |
| WO | 1996007352  | A1 | 3/1996  | WO | 2010018500  | A1 | 2/2010  |
| WO | 1996041119  |    | 12/1996 | WO | 2010022370  | A1 | 2/2010  |
| WO | 1997029683  | A1 | 8/1997  | WO | 2010027349  | A1 | 3/2010  |
| WO | 1997043989  | A1 | 11/1997 | WO | 2010027471  | A2 | 3/2010  |
| WO | 97/48438    | A2 | 12/1997 | WO | 2010029906  | A1 | 3/2010  |
| WO | 1998025159  | A1 | 6/1998  | WO | 2010030820  | A1 | 3/2010  |
| WO | 98/29032    | A1 | 7/1998  | WO | 2010132857  | A1 | 11/2010 |
| WO | 1998035611  | A1 | 8/1998  | WO | 2010132985  | A1 | 11/2010 |
| WO | 1999016495  | A1 | 4/1999  | WO | 2010143196  | A1 | 12/2010 |
|    |             |    |         | WO | 2010144922  | A1 | 12/2010 |
|    |             |    |         | WO | 2011019760  | A2 | 2/2011  |
|    |             |    |         | WO | 2011041450  | A1 | 4/2011  |
|    |             |    |         | WO | 2011044421  | A1 | 4/2011  |

(56)

**References Cited**

## FOREIGN PATENT DOCUMENTS

|    |             |    |         |
|----|-------------|----|---------|
| WO | 2011057289  | A2 | 5/2011  |
| WO | 2011064209  | A1 | 6/2011  |
| WO | 2011084593  | A2 | 7/2011  |
| WO | 2011097312  | A1 | 8/2011  |
| WO | 2011128052  | A2 | 10/2011 |
| WO | 2011150358  | A1 | 12/2011 |
| WO | 2011150376  | A1 | 12/2011 |
| WO | 2012021542  | A2 | 2/2012  |
| WO | 2012024577  | A2 | 2/2012  |
| WO | 2012039866  | A1 | 3/2012  |
| WO | 2012040487  | A1 | 3/2012  |
| WO | 2012058461  | A1 | 5/2012  |
| WO | 2012083245  | A1 | 6/2012  |
| WO | 2012088535  | A1 | 6/2012  |
| WO | 2012110955  | A1 | 8/2012  |
| WO | 2012173697  | A1 | 12/2012 |
| WO | 2013006713  | A2 | 1/2013  |
| WO | 2013006817  | A1 | 1/2013  |
| WO | 2013034175  | A1 | 3/2013  |
| WO | 2014042329  | A1 | 3/2014  |
| WO | 2014052894  | A2 | 4/2014  |
| WO | 2014062728  | A1 | 4/2014  |
| WO | 2014138652  | A1 | 9/2014  |
| WO | 2014138918  | A1 | 9/2014  |
| WO | 2015/055797 | A1 | 4/2015  |
| WO | 2015048514  | A1 | 4/2015  |
| WO | 2015073962  | A1 | 5/2015  |
| WO | 2015/120256 | A2 | 8/2015  |
| WO | 2016/210325 | A1 | 12/2016 |

## OTHER PUBLICATIONS

U.S. Appl. No. 11/466,602, filed Aug. 23, 2006 Final Office Action dated Apr. 8, 2010.

U.S. Appl. No. 11/466,602, filed Aug. 23, 2006 Final Office Action dated Jan. 30, 2009.

U.S. Appl. No. 11/466,602, filed Aug. 23, 2006 Final Office Action dated Oct. 28, 2013.

U.S. Appl. No. 11/466,602, filed Aug. 23, 2006 Non-Final Office Action dated Mar. 28, 2013.

U.S. Appl. No. 11/466,602, filed Aug. 23, 2006 Non-Final Office Action dated Sep. 25, 2009.

U.S. Appl. No. 11/466,602, filed Aug. 23, 2006 Notice of Allowance dated Dec. 3, 2012.

U.S. Appl. No. 11/466,602, filed Aug. 23, 2006 Notice of Allowance dated Mar. 14, 2014.

U.S. Appl. No. 11/552,094, filed Oct. 23, 2006 Notice of Allowability dated Apr. 2, 2010.

U.S. Appl. No. 11/552,094, filed Oct. 23, 2006 Non-Final Office Action dated Apr. 27, 2009.

U.S. Appl. No. 11/552,094, filed Oct. 23, 2006 Notice of Allowance dated May 20, 2010.

U.S. Appl. No. 12/104,253, filed Apr. 16, 2008 Final Office Action dated Jul. 27, 2011.

U.S. Appl. No. 12/104,253, filed Apr. 16, 2008 Non-Final Office Action dated Nov. 29, 2010.

U.S. Appl. No. 12/323,273, filed Nov. 25, 2008 Non-Final Office Action dated Jun. 8, 2012.

U.S. Appl. No. 12/369,625, filed Feb. 11, 2009 Final Office Action dated Feb. 23, 2012.

U.S. Appl. No. 12/369,625, filed Feb. 11, 2009 Notice of Allowance dated Oct. 5, 2012.

U.S. Appl. No. 12/369,625, filed Feb. 11, 2009 Non-Final Office Action dated Jul. 20, 2011.

U.S. Appl. No. 12/426,175, filed Apr. 17, 2009 Advisory Action dated Nov. 26, 2013.

U.S. Appl. No. 12/426,175, filed Apr. 17, 2009 Final Office Action dated Aug. 2, 2013.

U.S. Appl. No. 12/426,175, filed Apr. 17, 2009 Final Office Action dated Jan. 31, 2014.

U.S. Appl. No. 12/426,175, filed Apr. 17, 2009 Non-Final Office Action dated Dec. 3, 2012.

U.S. Appl. No. 12/427,244, filed Apr. 21, 2009 Non-Final Office Action dated Jan. 19, 2012.

U.S. Appl. No. 12/545,762, filed Aug. 21, 2009 Final Office Action dated Mar. 7, 2013.

U.S. Appl. No. 12/545,762, filed Aug. 21, 2009 Non-Final Office Action dated Aug. 1, 2012.

U.S. Appl. No. 12/545,762, filed Aug. 21, 2009 Non-Final Office Action dated Dec. 13, 2013.

U.S. Appl. No. 12/557,401, filed Sep. 10, 2009 Non-Final Office Action dated Apr. 24, 2012.

U.S. Appl. No. 12/557,401, filed Sep. 10, 2009 Non-Final Office Action dated Jan. 6, 2014.

U.S. Appl. No. 12/575,456, filed Oct. 7, 2009 Non-Final Office Action dated Oct. 5, 2012.

U.S. Appl. No. 12/715,556, filed Mar. 2, 2010 Final Office Action dated Oct. 2, 2013.

U.S. Appl. No. 12/715,556, filed Mar. 2, 2010 Non-Final Office Action dated Sep. 13, 2012.

U.S. Appl. No. 12/815,331, filed Jun. 14, 2010 Advisory Action dated Oct. 4, 2013.

U.S. Appl. No. 12/815,331, filed Jun. 14, 2010 Final Office Action dated Jul. 26, 2013.

U.S. Appl. No. 12/815,331, filed Jun. 14, 2010 Non-Final Office Action dated Jan. 22, 2013.

U.S. Appl. No. 12/815,331, filed Jun. 14, 2010 Non-Final Office Action dated Jul. 2, 2014.

U.S. Appl. No. 12/854,083, filed Aug. 10, 2010 Advisory Action dated Sep. 8, 2014.

U.S. Appl. No. 12/854,083, filed Aug. 10, 2010 Final Office Action dated Aug. 15, 2013.

U.S. Appl. No. 12/854,083, filed Aug. 10, 2010 Final Office Action dated Jul. 1, 2014.

U.S. Appl. No. 12/854,083, filed Aug. 10, 2010 Non-Final Office Action dated Jan. 29, 2013.

U.S. Appl. No. 12/854,083, filed Aug. 10, 2010 Non-Final Office Action dated Jan. 29, 2014.

U.S. Appl. No. 12/878,915, filed Sep. 9, 2010 Final Office Action dated Sep. 26, 2012.

U.S. Appl. No. 12/878,915, filed Sep. 9, 2010 Non-Final Office Action dated Mar. 15, 2012.

U.S. Appl. No. 12/878,915, filed Sep. 9, 2010 Notice of Allowance dated Jan. 8, 2013.

U.S. Appl. No. 12/893,916, filed Sep. 29, 2010 Advisory Action dated Aug. 15, 2014.

U.S. Appl. No. 12/893,916, filed Sep. 29, 2010 Final Office Action dated Jun. 18, 2014.

U.S. Appl. No. 12/893,916, filed Sep. 29, 2010 Non-Final Office Action dated Dec. 24, 2013.

U.S. Appl. No. 12/893,916, filed Sep. 29, 2010 Non-Final Office Action dated Sep. 25, 2014.

U.S. Appl. No. 12/900,750, filed Oct. 8, 2010 Non-Final Office Action dated Jun. 3, 2013.

U.S. Appl. No. 13/019,939, filed Feb. 2, 2011 Final Office Action dated Apr. 2, 2014.

U.S. Appl. No. 13/019,939, filed Feb. 2, 2011 Non-Final Office Action dated Oct. 11, 2013.

U.S. Appl. No. 13/118,033, filed May 27, 2011 Non-Final Office Action dated Aug. 1, 2013.

U.S. Appl. No. 13/118,033, filed May 27, 2011 Non-Final Office Action dated May 22, 2014.

U.S. Appl. No. 13/118,138, filed May 27, 2011 Final Office Action dated Apr. 3, 2013.

U.S. Appl. No. 13/118,138, filed May 27, 2011 Non-Final Office Action dated Oct. 3, 2012.

U.S. Appl. No. 13/118,138, filed May 27, 2011 Non-Final Office Action dated Oct. 9, 2014.

U.S. Appl. No. 13/213,622, filed Aug. 19, 2011 Final Office Action dated Feb. 19, 2013.

U.S. Appl. No. 13/213,622, filed Aug. 19, 2011 Non-Final Office Action dated Jul. 31, 2012.

(56)

## References Cited

## OTHER PUBLICATIONS

- U.S. Appl. No. 13/213,622, filed Aug. 19, 2011 Non-Final Office Action dated May 22, 2014.
- U.S. Appl. No. 13/283,395, filed Oct. 27, 2011 Non-Final Office Action dated Apr. 23, 2013.
- U.S. Appl. No. 13/336,919, filed Dec. 23, 2011 Advisory Action dated May 23, 2013.
- U.S. Appl. No. 13/336,919, filed Dec. 23, 2011 Final Office Action dated Mar. 1, 2013.
- U.S. Appl. No. 13/336,919, filed Dec. 23, 2011 Non-Final Office Action dated Dec. 27, 2013.
- U.S. Appl. No. 13/336,919, filed Dec. 23, 2011 Non-Final Office Action dated Oct. 16, 2012.
- U.S. Appl. No. 13/337,987, filed Dec. 27, 2011 Non-Final Office Action dated Mar. 15, 2013.
- U.S. Appl. No. 13/469,932, filed May 11, 2012 Non-Final Office Action dated Jan. 3, 2014.
- U.S. Appl. No. 13/469,932, filed May 11, 2012 Non-Final Office Action dated Jul. 31, 2014.
- U.S. Appl. No. 13/665,420, filed Oct. 31, 2012 Non-Final Office Action dated Jan. 6, 2014.
- U.S. Appl. No. 13/665,420, filed Oct. 31, 2012 Non-Final Office Action dated Oct. 9, 2014.
- U.S. Appl. No. 13/737,806, filed Jan. 9, 2013 Notice of Allowance dated Oct. 31, 2013.
- U.S. Appl. No. 13/887,166, filed May 3, 2013 Advisory Action dated Aug. 27, 2014.
- U.S. Appl. No. 13/887,166, filed May 3, 2013 Final Office Action dated Jun. 23, 2014.
- U.S. Appl. No. 13/887,166, filed May 3, 2013 Non-Final Office Action dated Jan. 7, 2014.
- U.S. Appl. No. 13/890,158, filed May 8, 2013 Non-Final Office Action dated Aug. 15, 2014.
- U.S. Appl. No. 13/969,265, filed Aug. 16, 2013 Non-Final Office Action dated Dec. 19, 2013.
- U.S. Appl. No. 13/969,265, filed Aug. 16, 2013 Notice of Allowance dated Jun. 23, 2014.
- U.S. Appl. No. 14/141,046, filed Dec. 26, 2013 Non-Final Office Action dated Jun. 20, 2014.
- U.S. Appl. No. 14/317,501, filed Jun. 27, 2014 Non-Final Office Action dated Sep. 12, 2014.
- U.S. Appl. No. 29/428,649, filed Aug. 1, 2012 Notice of Allowance dated Jul. 5, 2013.
- Valdivieso, J.R. Perez, et al., Evaluation of a formula for optimal positioning of a central venous catheter inserted through the right internal jugular vein, *Rev. Esp. Anestesiol. Reanim.* 2003; 50: 77-79.
- VasoNova Inc, Vascular navigation system for accurate placement of PICCs, Start-Up Emerging Medical Ventures, pp. 44-45, vol. 14 No. 7, Jul.-Aug. 2009.
- Vesely, Thomas M. et al., Central Venous Catheter Tip Position: A Continuing Controversy, *J Vasc Interv Radiol* 2003; 14:527-534.
- VIASYS Health Care Inc. Cortrak © Fact Sheet, 2005.
- VIASYS Healthcare MedSystems, Navigator® Benefits, 2008.
- VIASYS Healthcare MedSystems, Navigator® Research in Cost Justification, 2008.
- VIASYS MedSystems, Cortrak™ Systems Brochure, 2005.
- Volcano ComboMap Features and Benefits/Technical Specifications, 2 pages, 2011.
- Watters, et al. "Use of Electrocardiogram to Position Right Atrial Catheters During Surgery." *Annals of Surgery*, vol. 225, No. 2, pp. 165-171, 1997.
- Welch Allyn Cardioperfect® PC-Based Resting ECG, 2003.
- Wilson, R. G. et al, Right Atrial Electrocardiography in Placement of Central Venous Catheters, *The Lancet*, pp. 462-463, Feb. 27, 1988.
- Wong, Jeffrey J. et al., Azygos Tip Placement for Hemodialysis Catheters in Patients with Superior Vena Cava Occlusion, *Cardiovasc Intervent Radiol* (2006) 29:143-146.
- Worley, Seth J. "Use of a Real-Time Three-Dimensional Magnetic Navigation System for Radiofrequency Ablation of Accessory Pathways." *PACE*, vol. 21 pp. 1636-1643, Aug. 1998.
- Yilmazlar A et al, Complications of 1303 Central Venous Cannulations, *J R Soc Med*, pp. 319-321, vol. 90 No. 6, Jun. 1997 (Abstract only).
- Yoon, SZ et al, Usefulness of the Carina as a Radiographic Landmark for Central Venous Catheter Placement in Paediatric Patients, *Br J Anaesth*, Jul. 2005.
- Yoshida, Teruhisa et al, Detection of Concealed Left Sided Accessory Atrioventricular Pathway by P Wave Signal Averaged Electrocardiogram, *J Am Coll Cardiol*, pp. 55-62, 1999.
- Zaaroor, et al. "Novel Magnetic Technology for Intraoperative Intracranial Frameless Navigation: In Vivo and in Vitro Results." *Neurosurgery*, vol. 48, No. 5. pp. 1100-1107, May 2001.
- Zachariou, Zacharias et al., Intra-atrial ECG recording: a new and safe method for implantation of Broviac catheters in children, *Pediatr Surg Int* (1994) 9: 457-458.
- Zaidi, Naveed A., et al. "Room temperature magnetic order in an organic magnet derived from polyaniline." 2004, *Polymer*, vol. 45, pp. 5683-5689.
- "Ascension to Launch New 3D Guidance™ Tracker at TCT 2006." Press Releases from Ascension website: [www.ascension-tech.com/news/press\\_101106.php](http://www.ascension-tech.com/news/press_101106.php), last accessed Dec. 1, 2006.
- Acuson—The Value of Vision, AcuNav Diagnostic Ultrasound Catheter, 2000.
- Advertising flyer for GAVECELT—The Italian Group for Long Term Venous Access Devices, for program on International Meeting on PICC's, Midline Catheters and Long Term Venous Access Devices in Catholic University, Rome, Italy on Dec. 3, 4, 5, 2008.
- Alexander, GD et al, The Role of Nitrous Oxide in Postoperative Nausea and Vomiting, Collection of Abstracts Presented at the International Anesthesia Research Society by various speakers, 58th Congress, Mar. 12-14, 1984, *Anesthesia and Analgesia*, pp. 175-284, vol. 63, 1984.
- Allan, P.L. et al, Role of Ultrasound in the Assessment of Chronic Venous Insufficiency, *Ultrasound Quarterly*, vol. 17, No. 1, pp. 3-10, 2001.
- Andropoulos, et al. "A Controlled Study of the Transesophageal Echocardiography to Guide Central Venous Catheter Placement in Congenital Heart Surgery Patients." *The International Anesthesia Research Society*, vol. 89, pp. 65-70, 1999.
- Anonymous author, Correct Catheter Placement with a low-impact, reliable and economical method, <<http://www.cvc-partner.com/index.cfm?103A955CC6844BF58ACFE3C9C1471959>>, last accessed Dec. 22, 2011.
- Arai, J et al, Detection of Peripherally Inserted Central Catheter Occlusion by in-line Pressure Monitoring, *Paediatr Anaesth*, pp. 621-624, vol. 12 No. 7, Sep. 2002.
- Arrow International, Inc., The Arrow-Johans RAECG Adapter-Making Proper Central Venous Catheter Placement More Reliable (Modle No. EG-04900), Technical Report 1987, USA.
- Aslamy, et al. "MRI of Central Venous Anatomy: Implications for Central Venous Catheter Insertion." *American College of Chest Physicians*, Jun. 8, 2009.
- AU 2006283022 filed Aug. 24, 2006 Office Action dated Dec. 22, 2010.
- AU 2008329807 exam requested Aug. 13, 2012 Examination Report No. 1 dated Feb. 15, 2013.
- AU 2008329807 exam requested Aug. 13, 2012 Notice of Acceptance dated Feb. 14, 2014.
- AU 2010300677 filed Mar. 12, 2012 First Examination Report dated Mar. 9, 2014.
- AU 2011289513 filed Jan. 21, 2013 Examiner's Report dated Jul. 5, 2013.
- AU 2012202293 filed Apr. 19, 2012 Examination Report No. 1 dated Apr. 24, 2013.
- AU 2013201648 filed Mar. 19, 2013 Examiner's Report dated Mar. 5, 2014.
- AU 2013201648 filed Mar. 19, 2013 Examiner's Report dated Oct. 14, 2013.
- AU 2013202824 filed Apr. 6, 2013 First Examiner's Report dated Mar. 10, 2014.

(56)

## References Cited

## OTHER PUBLICATIONS

- AU 2013204243 filed Apr. 12, 2013 Examiner's Report dated Jun. 5, 2013.
- AURORA® System Technical Specifications, Oct. 2003.
- B. Braun Website, "The Optimal Position of the Central Venous Catheter." <http://www.cvcpartner.com/index.cfm?18F1BDEA1310466194960A39F4E90968> (2009).
- B. Braun, Certofix Central Venous Catheter for Placement Using the Seldinger Technique with Simultaneous ECG Lead Option, Feb. 2010.
- Bailey, SH et al, Is Immediate Chest Radiograph Necessary after Central Venous Catheter Placement in a Surgical Intensive Care Unit?, *Am J Surg*, pp. 517-522, vol. 180 No. 6, Dec. 2000.
- Bankier, Alexander A., Azygos Arch Cannulation by Central Venous Catheters: Radiographic Detection of Malposition and Subsequent Complications, *Journal of Thoracic Imaging* 12:64-69 (1997).
- Barber, JM et al, A Nurse led Peripherally Inserted Central Catheter Line Insertion Service is Effective with Radiological Support, *Clin Radiol*, pp. 352-354, vol. 57 No. 5, May 2002.
- Bard Access Systems, Sherlock Tip Location System, 5 pages, 2006.
- Bard Access Systems, Site Rite Vascular Access Ultrasound System, 4 pages, 2005.
- Benchimol, Alberto et al, Right Atrium and Superior Vena Cava Flow Velocity in Man Measured with the Doppler-Catheter Flowmeter-Telemetry System, *The Amer Journal of Medicine*, pp. 303-309, vol. 48, Mar. 1970.
- Benzadon, M. N. et al: "Comparison of the Amplitude of the P-Wave from Intracardiac Electrocardiogram Obtained by Means of a Central Venous Catheter Filled With Saline Solution to That Obtained Via Esophageal Electrocardiogram", *American Journal of Cardiology*, Canners Publishing Co., Newton, MA, US, vol. 98, No. 7, Oct. 1, 2006 (Oct. 1, 2006), pp. 978-981.
- BioAdvance Lumen Vu, Greenhouse Fund Feb. 2004 Recipient, [www.bioadvance.com](http://www.bioadvance.com) <<http://www.bioadvance.com>>, 2005.
- Borgobello, Bridget, App allows users to view electrocardiograms on smartphones dated Oct. 15, 2010; printed from <http://www.gizmag.com/app-to-view-electrocardiograms-on-smartphones/16664/> on Feb. 4, 2011.
- Buehrle, Douglas, PICC Placement in Humans using Electromagnetic Detection, <[http://www.corpakmedsystems.com/supplement\\_material/supplementpages/navigator/navarticle.html](http://www.corpakmedsystems.com/supplement_material/supplementpages/navigator/navarticle.html)>, 2008.
- C.R. Bard, CathTrack™ Catheter Location System at [www.bardaccess.com](http://www.bardaccess.com) <<http://www.bardaccess.com>>, last accessed Apr. 28, 2011.
- C.R. Bard, Inc., Bard Electrophysiology Product Catalogue, Bard Catheters, pp. 74-75 (2002), USA.
- CA 2,619,909 filed Aug. 24, 2006 Examiner's Report dated Oct. 26, 2012.
- Cadman, A et al, to Clot or Not to Clot? That is the question in Central Venous Catheters, *Clinical Radiology*, pp. 349-355, vol. 59 No. 4, Apr. 2004.
- Calvert, N et al, The Effectiveness and Cost-effectiveness of Ultrasound Locating Devices for Central Venous Access: A Systematic Review and Economic Evaluation, *Health Technology Assessment*, vol. 7, No. 12, 2003.
- Cardella, John F. et al., Interventinal Radiologic Placement of Peripherally Inserted Central Catheters, *Journal of Vascular and Interventional Radiology* 1993; 4:653-660.
- Carlson, R et al, Secondary Migration of a Central Venous Catheter—A Case Report, *Minerva Anestesiol*, pp. 927-931, vol. 69 No. 12, Dec. 2003.
- Caruso, LJ et al, A Better Landmark for Positioning a Central Venous Catheter, *J Clinical Monitoring and Computing*, pp. 331-334, vol. 17 No. 6, Aug. 2002.
- Cavatorta, et al., "Central Venous Catheter Placement in Hemodialysis: Evaluation of Electrocardiography Using a Guidewire." *The Journal of Vascular Access*, vol. 2, pp. 45-50, 2001.
- Chalkiadis, GA et al, Depth of Central Venous Catheter Insertion in Adults: An Audit and Assessment of a Technique to Improve Tip Position, *Anaesth Intensive Care*, pp. 61-66, vol. 26 No. 1, Feb. 1998.
- Chamsi-Pasha, Hassan et al, Cardiac Complications of Total Parenteral Nutrition: The Role of Two-Dimensional Echocardiography in Diagnosis, *Annals of the Royal College of Surgeons of England*, pp. 120-123, vol. 71, 1989.
- Chang, Thomas C. et al., Are Routine Ch Ladiographs Necessary After Image-Guided Placement of Internal Jugular Central Venous Access Devices?, *AJR Feb.* 1998;170:335-337.
- Chaturvedi et al., "Catheter Malplacement During Central Venous Cannulation Through Arm Veins in Pediatric Patients." *Journal of Neurosurgical Anesthesiology*, vol. 15, No. 3 pp. 170-175, Jan. 2003.
- Chen, Zhongping et al, Optical Doppler Tomography: Imaging in vivo Blood Flow Dynamics Following Pharmacological Intervention and Photodynamic Therapy, 7 pp., vol. 67, *Photochemistry and Photobiology*, 1998.
- Cheng, Ki et al, A Novel Approach of Intravenous Electrocardiograph Technique in Correct Position the Long-Term Central Venous Catheter, *Kaohsiung J Med Sci*, pp. 241-247, vol. 16 No. 5, May 2000 (Abstract only).
- Cheung, P., et al., The Effect of a Disposable Probe Cover on Pulse Oximetry, *Anaesth Intensive Care* 2002; 30: 211-214.
- Chu, et al., "Accurate Central Venous Port-A Catheter Placement: Intravenous Electrocardiography and Surface Landmark Techniques Compared by Using Transesophageal Echocardiography." *The International Anesthesia Research Society*, vol. 98, pp. 910-914, 2004.
- Claasz, Antonia et al, A Study of the Relationship of the Superior Vena Cava to the Bony Landmarks of the Sternum in the Supine Adult: Implications for Magnetic Guidance Systems, *Journal*, vol. 12 No. 3, *JAVA*, Jul. 24, 2007.
- Clifford, et al. "Assessment of Hepatic Motion Secondary to Respiration for Computer Assisted Interventions." *Computer Aided Surgery*, vol. 7, pp. 291-299, 2002.
- CN 200880012117.4 filed Apr. 16, 2008 First Office Action dated Dec. 23, 2011.
- CN 200880012117.4 filed Apr. 16, 2008 Second Office Action dated Oct. 8, 2012.
- CN 200880012117.4 filed Apr. 16, 2008 Third Office Action dated Apr. 27, 2013.
- CN 200880125528.4 filed Nov. 25, 2008 First Office Action dated Jun. 5, 2012.
- CN 200880125528.4 filed Nov. 25, 2008 Second Office Action dated Mar. 6, 2013.
- CN 200880125528.4 filed Nov. 25, 2008 Third Office Action dated Jul. 1, 2013.
- CN 200980123021.X filed Dec. 17, 2010 First Office Action dated Nov. 19, 2012.
- CN 200980123021.X filed Dec. 17, 2010 Second Office Action dated Aug. 13, 2013.
- CN 200980123021.X filed Dec. 17, 2010 Third Office Action dated Apr. 22, 2014.
- CN 200980144663.8 filed May 9, 2011 First Office Action dated Dec. 5, 2012.
- CN 200980144663.8 filed May 9, 2011 Second Office Action dated Aug. 22, 2013.
- CN 200980144663.8 filed May 9, 2011 Third Office Action dated May 4, 2014.
- CN 201080035659.0 filed Feb. 10, 2012 First Office Action dated Jan. 26, 2014.
- CN 201080053838.7 filed May 28, 2012 First Office Action dated Jan. 6, 2014.
- CN 201080053838.7 filed May 28, 2012 Second Office Action dated Jun. 17, 2014.
- CN 201180016462.7 filed Sep. 27, 2012 First Office Action dated Mar. 21, 2014.
- CN 201180043512.0 filed Mar. 8, 2013 First Office Action dated Jul. 31, 2014.

(56)

## References Cited

## OTHER PUBLICATIONS

- Colley, Peter S et al, ECG-Guided Placement of Sorenson CVP Catheters via Arm Veins, Anesthesia and Analgesia, pp. 953-956, vol. 63, 1984.
- Collier, PE et al, Cardiac Tamponade from Central Venous Catheters, *Am J Surg*, pp. 212-214, vol. 176 No. 2, Aug. 1998.
- ComboWire® Pressure/Flow Guide Wire Ref 9500 Series, Instructions for Use, Apr. 2011.
- Corsten, et al., "Central Placement Catheter Placement Using the ECG-Guided Cavafix-Certodyn SD Catheter." *Journal of Clinical Anesthesiology*, vol. 6, Nov./Dec. 1994.
- Cucchiara, Roy et al, Time Required and Success Rate of Percutaneous Right Atrial Catheterization: Description of a Technique, *Canad. Anaesth. Soc. J.*, pp. 572-573, vol. 27, No. 6, Nov. 1980.
- Cullinane, DC et al, The Futility of Chest Roentgenograms Following Routine Central Venous Line Changes, *Am J Surg*, pp. 283-285, vol. 176 No. 3, Sep. 1998.
- Curet, Myriam J. et al., University and Practice-based Physicians' Input on the Content of a Surgical Curriculum, *The American Journal of Surgery*® vol. 178 Jul. 1999, 78-84.
- David, et al., "Is ECG-Guidance a Helpful Method to Correctly Position a Central Venous Catheter During Prehospital Emergency Care?" *ACTA Anaesthesiologica Scandinavica*, vol. 49, pp. 1010-1014, 2005.
- DELTEC Cath-Finder® Tracking System Operation Manual, 1994.
- Egelhof, Petra, Effects of Somatostatin on Portal Blood Flow and Portal Vein Pressure in Patients with Portal Hypertension due to Liver Cirrhosis Invasive Monitoring during TIPSS Procedures, Dissertation submitted to: Technical University of Munich, Faculty of Medicine, May 13, 2002; Date of examination: Feb. 26, 2003.
- Engelhardt, W et al, ECG-Controlled Placement of Central Venous Catheters in Patients with Atrial Fibrillation, *Anaesthesist*, pp. 476-479, vol. 38 No. 9, Sep. 1989 (Abstract only).
- EP 08855396.1 filed Jun. 15, 2010 European Search Report dated Jul. 31, 2012.
- EP 08855396.1 filed Jun. 15, 2010 Intent to Grant dated Jul. 5, 2013.
- EP 09707467.8 supplemental European search report dated Jun. 18, 2013.
- EP 09808901.4 filed Aug. 21, 2009 European Search Report dated May 23, 2012.
- EP 09808901.4 filed Aug. 21, 2009 Examination Report dated May 10, 2013.
- EP 09813632.8 filed Apr. 5, 2011 European Search Report dated Jul. 4, 2012.
- EP 09813632.8 filed Apr. 5, 2011 Office Action dated Apr. 30, 2013.
- EP 09813632.8 filed Apr. 5, 2011 Summons to Attend Oral Proceedings dated Apr. 16, 2014.
- EP 10 808 660.4 filed Feb. 15, 2012 Extended European Search Report dated Mar. 4, 2014.
- EP 10786978.6 filed Dec. 19, 2011 Extended European Search Report dated Mar. 7, 2014.
- EP 12177438.4 filed Jul. 23, 2012 Communication dated Jan. 13, 2014.
- EP 12177438.4 filed Jul. 23, 2012 European Search Report dated Dec. 4, 2012.
- EP 12177438.4 filed Jul. 23, 2012 extended European Search Report dated Mar. 25, 2013.
- EP 13194818.4 filed Nov. 28, 2013 extended European search report dated Feb. 28, 2014.
- EP 14151268.1 filed Jan. 15, 2014 European Search Report dated Feb. 21, 2014.
- Fearon, William F et al, Evaluating Intermediate Coronary Lesions in the Cardiac Catheterization Laboratory, vol. 4, No. 1, 7 pages, *Reviews in Cardiovascular Medicine*, 2003.
- Felleiter P et al, Use of Electrocardiographic Placement Control of Central Venous Catheters in Austria, *Acta Med Austriaca*, pp. 109-113, vol. 26 No. 3, 1999 (Abstract only).
- Forauer, AR et al, Change in Peripherally Inserted Central Catheter Tip Location with Abduction and Adduction of the Upper Extremity, *J Vasc Intery Radiol*, pp. 1315-1318, vol. 11 No. 10, Nov.-Dec. 2000.
- Frassinelli, P et al, Utility of Chest Radiographs after Guidewire Exchanges of Central Venous Catheters, *Crit Care Med*, pp. 611-615, vol. 26 No. 3, Mar. 1998.
- Frazin L et al, A Doppler Guided Retrograde Catheterization System, *Cathet. Cardiovasc Diagn*, pp. 41-50, May 1992.
- PCT/US2011/048403 filed Aug. 19, 2011 Written Opinion dated Dec. 15, 2011.
- PCT/US2011/052793 filed Sep. 22, 2011 International Preliminary Report on Patentability dated Apr. 4, 2013.
- PCT/US2011/052793 filed Sep. 22, 2011 International Search Report dated Jan. 6, 2012.
- PCT/US2011/052793 filed Sep. 22, 2011 Written Opinion dated Jan. 6, 2012.
- PCT/US2011/058138 filed Oct. 27, 2011 International Preliminary Report on Patentability dated May 10, 2013.
- PCT/US2011/058138 filed Oct. 27, 2011 International Search Report dated Feb. 7, 2012.
- PCT/US2011/058138 filed Oct. 27, 2011 Written Opinion dated Feb. 7, 2012.
- PCT/US2011/067268 filed Dec. 23, 2011 International Preliminary Report on Patentability dated Jul. 4, 2013.
- PCT/US2011/067268 filed Dec. 23, 2011 International Search Report and Written Opinion dated Apr. 27, 2012.
- PCT/US2012/045814 filed Jul. 6, 2012 International Search Report and Written Opinion dated Oct. 1, 2012.
- PCT/US2013/065121 filed Oct. 15, 2013 International Search Report and Written Opinion dated Jan. 16, 2014.
- PCT/US2014/022019 filed Mar. 7, 2014 International Search Report and Written Opinion dated Jun. 11, 2014.
- Pennington, C.R., Right Atrial Thrombus: a Complication of Total Parenteral Nutrition, *British Medical Journal*, pp. 446-447, vol. 295, Aug. 15, 1987.
- Petersen, J et al, Silicone Venous Access Devices Positioned with their Tip High in the Superior Vena Cava are More Likely to Malfunction, *Am J Surg*, pp. 38-41, vol. 178 No. 1, Jul. 1999.
- Pittiruti, et al, Intracavitary EKG Monitoring: A reliable method for controlling tip position during and after PICC Insertion presentation in Catholic University, Rome, Italy in 2008.
- Pittiruti, et al. "The EKG Method for Positioning the Tip of PICCs: Results from Two Preliminary Studies." *JAVA*, vol. 13, No. 4, pp. 179-185, 2008.
- Polos, PG et al, Tips for Monitoring the Position of a Central Venous Catheter—How Placement can go awry—even when the anatomy is normal, *J Crit Illn*, pp. 660-674, vol. 8 No. 6, Jun. 1993 (Abstract only).
- Pop, Gheorghe A. et al., Catheter-based impedance measurements in the right atrium for continuously monitoring hematocrit and estimating blood viscosity changes; an in vivo feasibility study in swine, *Biosensors and Bioelectronics* 19 (2004) 1685-1693.
- Popp, M. B. et al., Accuracy of implanted port placement with the use of the electromagnetic CathTrack® catheter locator system, *The Journal of Vascular Access* 2005; 6: 9-12.
- Randolph AG et al, Ultrasound guidance for placement of central venous catheters: a meta-analysis of the literature, *Critical Care Medicine*, pp. 2053-2058, vol. 24, Dec. 1996.
- Reece, A et al, Positioning Long Lines: Contrast Versus Plain Radiography, *Arch Dis Child Fetal Neonatal Ed*, pp. 129-130, vol. 84 No. 2, Mar. 2001.
- Reynolds, N et al, Assessment of Distal Tip Position of Long Term Central Venous Feeding Catheters using Transesophageal Echocardiography, *JPEN J Parenter Enteral Nutr*, pp. 39-41, vol. 25 No. 1, Jan.-Feb. 2001.
- RU 2011150917 filed Dec. 15, 2011 First Office Action dated Apr. 24, 2014.
- RU 2011150917 filed Dec. 15, 2011 Second Office Action dated Aug. 28, 2014.

(56)

## References Cited

## OTHER PUBLICATIONS

- Ruschulte, Heiner et al, Prevention of Central Venous Catheter related infections with chlorhexidine gluconate impregnated wound dressings: A randomized controlled trial, presented as an abstract at the Annual meeting of the European Society of Anaesthesiologists (ESA) in Madrid, Spain in Jun. 2006, 12 pages, *Annals of Hematology*, Jul. 14, 2008.
- Rutherford, J. S. et al., Depth of Central Venous Catheterization: An Audit of Practice in a Cardiac Surgical Unit, *Anaesth Intens Care* 1994; 22: 267-271.
- Sacolick, et al. "Electromagnetically Tracked Placement of a Peripherally Inserted Central Catheter." SPIE Medical Imaging, 2004 Proceedings.
- Salem, et al. "A New Peripherally Implanted Subcutaneous Permanent Central Venous Access Device for Patients Requiring Chemotherapy." *Journal of Clinical Oncology*, vol. 11, No. 11, pp. 2181-2185, Nov. 1993.
- Savary, D et al, Intra-atrial Monitoring to Add Insertion of a Central Venous Line in Pre-Hospital Emergency Care *Journal Europeen des Urgences*, pp. 75-78, vol. 17 No. 2, 2004.
- Schafer et al. "Incorrect placement of a vena cava catheter and its prevention by intra-atrial ECG." *Anaesthesist*. Jan. 1988;37(1):49-51.
- Schummer, et al. "Central Venous Catheters—The inability of 'intra-atrial ECG' to prove adequate positioning." *British Journal of Anaesthesia*, vol. 93, No. 2, pp. 193-198, 2004.
- Schummer, W et al, ECG-guided Central Venous Catheter Positioning: Does it detect the Pericardial Reflection rather than the Right Atrium?, *Eur J Anaesthesiol*, pp. 600-605, vol. 21 No. 8, Aug. 2004 (Abstract only).
- Schummer, W et al, Intra-Atrial ECG is not a Reliable Method for Positioning Left Internal Jugular Vein Catheters, *Br J Anaesth*, pp. 481-486, vol. 91 No. 4, Oct. 2003.
- Schummer, W, Central Venous Catheter—the Inability of "Intra-Atrial ECG" to prove Adequate Positioning, *Br J Anaesth*, pp. 193-198, vol. 93 No. 2, Aug. 2004.
- Schuster, M. et al., The carina as a landmark in central venous catheter placement, *British Journal of Anaesthesia* 85 (2): 192-4 (2000).
- Siela, Debra, Using Chest Radiography in the Intensive Care Unit, *Crit Care Nurse Aug*. 1, 2002 vol. 22 No. 4, pp. 18-27.
- Simon, et al., "Central Venous Catheter Placement in Children: Evaluation of Electrocardiography Using J-Wire." *Paediatric Anaesthesia* vol. 9, pp. 501-504, 1999.
- Smith, Brigham, et al., Intravenous electrocardiographic guidance for placement of peripherally inserted central catheters, *Journal of Electrocardiology* 43 (2010) 274-278.
- Stark, DD et al, Radiographic Assessment of Venous Catheter Position in Children: Value of the Lateral View, *Pediatric Radiology*, pp. 76-80, vol. 14 No. 2, 1984.
- Starkhammar et al. "Cath-Finder Catheter Tracking System: A New Device for Positioning of Central Venous Catheters. Early Experience from Implantation of Brachial portal Systems." *Acta Anaesthesiol Scandinavia*, vol. 34, No. 4 pp. 296-300, May 1990.
- Starkhammer, H et al, Central Venous Catheter Placement using Electromagnetic Position Sensing: A Clinical Evaluation, *Biomed. Instrum Technol*, vol. 30 No. 2, pp. 164-170; Mar.-Apr. 1996.
- Starr, David S et al, EKG Guided Placement of Subclavian CVP Catheters Using J-Wire, pp. 673-676, *Ann. Surg*, Dec. 1986.
- Stas, M et al, Peroperative Intravasal Electrographic Control of Catheter Tip Position in Access Ports Placed by Venous Cut-Down Technique, *EJSO*, pp. 316-320, vol. 27, 2001.
- Stereotaxis Magnetic Navigation System with Navigant™ User Interface, 2005 Brochure.
- Stereotaxis, Expanding the Possibilities of Interventional Medicine: Remote Navigation and Automation, pp. 1-8, Apr. 2011.
- Tepa® Health Innovation PC based ECG System Introduction and Technical Specifications, EKG Master USB, 2 pages, Nov. 2003.
- The FloWire Doppler Guide Wire located <<http://www.volcanocorp.com/products/flowire-doppler-guide-wire.php>>, 2011.
- TRAXAL Technologies, Tracking Technology website overview: [www.traxal.com/rd/rd\\_classroom\\_trackingtechnology.htm](http://www.traxal.com/rd/rd_classroom_trackingtechnology.htm), last accessed Dec. 1, 2006.
- UAB Health Systems, Arrhythmias, retrieved from <http://www.health.uab.edu/14564/> on Nov. 15, 2007, 12 pages.
- U.S. Appl. No. 11/466,602, filed Aug. 23, 2006 Advisory Action dated Jun. 22, 2009.
- French, PJ et al, Sensors for Catheter Applications, *Sensors Update*, vol. 13 Issue 1 pp. 107-153, Dec. 2003.
- GB Application 0800474.9 filed Aug. 24, 2006 Office Action dated Aug. 9, 2010.
- GB Application 0800474.9 filed Aug. 24, 2006 Office Action dated Mar. 17, 2010.
- Gebauer, B et al, Ultrasound and Fluoroscopy-guided Implantation of Peripherally Inserted Central Venous Catheters (PICCs), *ROFO*, pp. 386-391, vol. 176 No. 3, Mar. 2004 (Abstract only).
- Gebhard, et al., "The accuracy of Electrocardiogram-Controlled Central Line Placement." *The International Anesthesia Research Society*, vol. 104, No. 1 Jan. 2007.
- Gjendemsjo, Anders, et al., Energy and Power, The Connexions Project, Version 1.2, Feb. 20, 2004.
- Gladwin, MT et al, Cannulation of the Internal Jugular Vein: is postprocedural chest radiography always necessary?, *Crit Care Med*, 33 pages, Oct. 2000.
- Gonzales, et al. "Peripherally Inserted Central Catheter Placement in Swine Using Magnet Detection." *Journal of Intravenous Nursing*, vol. 22, No. 3, May/June. 1999.
- Greenall, M.J. et al, Cardiac Tamponade and Central Venous Catheters, *British Medical Journal*, pp. 595-597, Jun. 14, 1975.
- Guillory, "Basic Principles of Technologies for Catheter Localization." C.R. Bard internal paper, Oct. 20, 2004.
- Guth, AA, Routine Chest X-rays after Insertion of Implantable Long-Term Venous Catheters: Necessary or Not?, *Am Surg*, pp. 26-29, vol. 67 No. 1, Jan. 2001 (Abstract only).
- Hill, Bradley et al, Abstract of article discussing Vasallova VPS as guide for placement of PICCs. 2009.
- Hill, Bradley, Identifying the Caval-Atrial Junction Using Smart-Catheter Technology presentation, 22nd Annual Scientific Meeting of the AVA in Savannah, Georgia, Sep. 13, 2008.
- Hoffman, Thomas et al, Simultaneous Measurement of Pulmonary Venous Flow by Intravascular Catheter Doppler Velocimetry and Transesophageal Doppler Echocardiography: Relation to Left Atrial Pressure and Left Atrial and Left Ventricular Function, pp. 239-249, *J Am Coll Cardiol*, Jul. 1995.
- Hoffmann, et al. "New Procedure in Transesophageal Echocardiography: Multiplane Transesophageal Echocardiography and Transesophageal Stress Echocardiography." *Herz*, vol. 18, No. 5, pp. 269-277, Oct. 1993.
- Iacopino, Domenico Gerardo et al, Intraoperative Microvascular Doppler Monitoring of Blood Flow within a Spinal Dural Arteriovenous Fistula: A Precious Surgical Tool, vol. 10, 5 pp., *Neurosurg. Focus*, Feb. 2001.
- Jeon, Yunseok et al., "Transesophageal Echocardiographic Evaluation of ECG-guided Central Venous Catheter Placement," *Canadian Journal of Anesthesia*, vol. 53, No. 10, Oct. 1, 2006, pp. 978-983.
- Joosting, Jean-Pierre, "Dual-interface RFID-compatible EEPROM enables remote access to electronic device parameters," *EE Times*, Mar. 8, 2010.
- JP 2008-528151 filed Aug 24, 2006 Notice of Grant dated May 6, 2012.
- JP 2010-504220 filed Sep. 3, 2009 Final Office Action dated Apr. 18, 2013.
- JP 2010-504220 filed Sep. 3, 2009 Office Action dated May 21, 2012.
- JP 2010-535117 filed May 26, 2011 First Office Action dated Aug. 5, 2013.
- JP 2012-515222 filed Dec. 9, 2011 Office Action dated Mar. 24, 2014.
- Kim, Ko et al, Positioning Internal Jugular Venous Catheters using the Right Third Intercostal Space in Children, *Acta Anaesthesiol Scand*, pp. 1284-1286, vol. 47 No. 10, Nov. 2003.

(56)

## References Cited

## OTHER PUBLICATIONS

- Kjelstrup T et al, Positioning of Central Venous Catheters using ECG, *Tidssk Nor Laegeforen*, pp. 599-601, vol. 111 No. 5, Feb. 1999 (Abstract only).
- Kofler, Julia, et al., Epinephrine application via an endotracheal airway and via the Combitube in esophageal position, *Critical Care Medicine*: May 2000, vol. 28: Issue 5, pp. 1445-1449.
- Konings, MK, et al., Development of an intravascular impedance catheter for detection of fatty lesions in arteries, *IEEE Trans Med Imaging* Aug. 1997; 16(4):439-46.
- Kowalski, CM et al, Migration of Central Venous Catheters: Implications for Initial Catheter Tip Positioning, *J Vasc Intery Radiol*, pp. 443-447, vol. 8 No. 3, May-Jun. 1997.
- Leowenthal, MR et al, The Peripherally Inserted Central Catheter (PICC): A Prospective Study of its Natural History after Fossa Insertion, *Anaesth Intensive Care*, pp. 21-24; vol. 30 No. 1, Feb. 2002.
- Lepage Ronan et al. ECG Segmentation and P-wave Feature Extraction: Application to Patients Prone to Atrial Fibrillation, *IEEE/EMBS Proceedings, 23rd Annual Conference, Istanbul, Turkey*, Oct. 25-28, 2001.
- Liu , Ji-Bin et al, Catheter-Based Intraluminal Sonography, *J Ultrasound Med*, pp. 145-160, vol. 23, 2004.
- Lucey, B et al, Routine Chest Radiographs after Central Line Insertion: Mandatory Postprocedural Evaluation or Unnecessary Waste of Resources?, *Cardiovasc Intervent Radiol*, pp. 381-384, vol. 22 No. 5, Sep.-Oct. 1999.
- Lum, Phillip, A New Formula-Based Measurement Guide for Optimal Positioning of Central Venous Catheters, *JAVA*, vol. 9, No. 2, pp. 80-85, 2004.
- Lynch, RE et al, A Procedure for Placing Pediatric Femoral Venous Catheter Tips near the Right Atrium, *Pediatr Emerg Care*, pp. 130-132, vol. 18 No. 2, Apr. 2002.
- Madan, et al. "Right Atrial Electrocardiography: A Technique for the Placement of Central Venous Catheters for Chemotherapy or Intravenous Nutrition." *British Journal of Surgery*, vol. B1, pp. 1604-1605, 1994.
- Madias, John E, Intracardiac (Superior Vena Cava/Right Atrial) ECGs using Saline Solution as the Conductive Medium for the Proper Positioning of the Shiley Hemodialysis Catheter: Is it Not Time to Forego the Postinsertion Chest Radiograph?, pp. 2363-2367, *CHEST*, 2003.
- Markovich, Mary B., Central Venous Catheter Tip Placement: Determination of Posterior Malposition—A Case Study, *JAVA*, vol. 11, No. 2, pp. 85-89, 2006.
- Martin, Roy W, An Ultrasound Catheter for Intravascular Measurement of Blood Flow: Technical Details, *IEEE Transactions on Sonics and Ultrasonics*, vol. SU-27, No. 6, pp. 277-286, Nov. 1980.
- McDonnell, "Intra-Atrial Electrocardiography (ECG) for Catheter Placement." Literature review prepared for Bard Access Systems, Oct. 2007.
- McGee et al., "Accurate Placement of Central Venous Catheters: A Prospective, Randomize, Multicenter Trail." *Critical Care Medicine*, vol. 21 No. 8, Aug. 1993.
- MedGraphics, *CardioPerfect® Resting/Stress ECG System*, 3 pages, 2001.
- Michenfelder, John et al, Air Embolism During Neurosurgery—An Evaluation of Right-Atrial Catheters for Diagnosis and Treatment, *JAMA*, pp. 1353-1358, vol. 208, No. 8, May 26, 1969.
- Michenfelder, John et al, Air Embolism During Neurosurgery. A New Method of Treatment, *Anesthesia and Analgesia*. *Current Researches*, pp. 390-395, vol. 45, No. 4, Jul.-Aug. 1966.
- MICROBIRD™ Miniaturized DC Magnetic Sensors for Intra-body Navigation and Localization, *Specifications*, 2005.
- MICRONIX CathRite™ Cardiac Access Device Brochure. Jun. 2004.
- Micronix Pty Ltd "CathRite" Guiding Styled Core Manufacturing, Jun. 15, 2006.
- Murthy, Vrudhula et al, Analysis of Power Spectral Densities of Electrocardiograms, *Mathematical Biosciences*, pp. 41-51, vol. 12 No. 1-2, Oct. 1971.
- Nadroo, AM et al, Changes in Upper Extremity Position Cause Migration of Peripherally Inserted Central Catheters in Neonates, *Pediatrics*, pp. 131-136, vol. 110, Jul. 2002.
- Nakatani, K et al, Accurate Placement of Central Venous Catheters—ECG-guided method vs Patient Height Method, *MASUI*, pp. 34-38, vol. 51 No. 1, Jan. 2002.
- Nazarian, GK et al, Changes in Tunneled Catheter Tip Position when a patient is Upright, *J Vasc Interv Radiol*, pp. 437-441, vol. 8 No. 3, May-Jun. 1997.
- NEUROMETER® CPT, *Clinical Applications*. Neurotron , Inc. website: [www.neurotron.com/CLINAPS.html](http://www.neurotron.com/CLINAPS.html), last accessed Oct. 23, 2006.
- NEUROMETER® CPT, *Frequently Asked Questions*. Neurotron , Inc. website: [www.neurotron.com/CPTFAQ/html](http://www.neurotron.com/CPTFAQ/html), last accessed Oct. 23, 2006.
- NEUROMETER® CPT, *Products Pages*. Neurotron , Inc. website: [www.neurotron.com/products.html](http://www.neurotron.com/products.html), last accessed Oct. 23, 2006.
- NEUROMETER® *Electrodiagnostic Neuroselective Sensory Nerve Evaluation: Charts, Tables, Documents & Downloads*. Neurotron , Inc. website: [www.neurotron.com/downloads.html](http://www.neurotron.com/downloads.html), last accessed Oct. 23, 2006.
- Odd, De et al, Does Radio-opaque Contrast Improve Radiographic localisation of Percutaneous Central Venous Lines?, *Arch Dis Child Fetal Neonatal Ed*, pp. 41-43, vol. 89 No. 1, Jan. 2004.
- Palesty, JA et al, Routine Chest Radiographs Following Central Venous Recatheterization over a Wire are not Justified, *Am J Surg*, pp. 618-621, vol. 176 No. 6, Dec. 1998.
- Paliotti, Roberta P. et al, Intravascular Doppler Technique for Monitoring Renal Venous Blood Flow in Man, *JNephrol*, pp. 57-62, 2003.
- Parker, K.H. et al, *Cardiovascular Fluid Dynamics*, Department of Bioengineering, National Heart and Lung Institute, Imperial College of Science, Technology and Medicine, *Cardiovascular Haemodynamics*, pp. 1-28, Sep. 26, 2005.
- Pawlik, et al., "Central Venous Catheter Placement: Comparison of the Intravascular Guidewire and the Fluid Column Electrocardiograms." *European Journal of Anaesthesiology*, vol. 41, pp. 594-599, 2004.
- PCT/US13/62409 filed Sep. 27, 2013 International Search Report and Written Opinion dated Feb. 24, 2014.
- PCT/US2006/033079 filed Aug. 24, 2006 International Preliminary Report on Patentability dated Feb. 26, 2008.
- PCT/US2006/033079 filed Aug. 24, 2006 Search Report dated Dec. 19, 2006.
- PCT/US2006/033079 filed Aug. 24, 2006 Written Opinion dated Dec. 19, 2006.
- PCT/US2008/060502 filed Apr. 16, 2008 International Search Report and Written Opinion dated Oct. 16, 2008.
- PCT/US2008/084751 filed Nov. 25, 2008 International Preliminary Report on Patentability dated Jun. 1, 2010.
- PCT/US2008/084751 filed Nov. 25, 2008 Search Report dated May 20, 2009.
- PCT/US2008/084751 filed Nov. 25, 2008 Written Opinion dated May 20, 2009.
- PCT/US2009/033116 filed Feb. 4, 2009 International Preliminary Report on Patentability dated Aug. 10, 2010.
- PCT/US2009/033116 filed Feb. 4, 2009 Search Report dated Mar. 13, 2009.
- PCT/US2009/033116 filed Feb. 4, 2009 Written Opinion dated Mar. 13, 2009.
- PCT/US2009/041051 filed Apr. 17, 2009 International Preliminary Report on Patentability dated Apr. 8, 2014.
- PCT/US2009/041051 filed Apr. 17, 2009 Search Report dated Jul. 28, 2009.
- PCT/US2009/041051 filed Apr. 17, 2009 Written Opinion dated Jul. 28, 2009.
- PCT/US2009/054687 filed Aug. 21, 2009 International Preliminary Report on Patentability dated Feb. 22, 2011.
- PCT/US2009/054687 filed Aug. 21, 2009 Search Report dated Oct. 6, 2009.

(56)

**References Cited**

## OTHER PUBLICATIONS

- PCT/US2009/054687 filed Aug. 21, 2009 Written Opinion dated Oct. 6, 2009.
- PCT/US2009/056567 filed Sep. 10, 2009 International Preliminary Report on Patentability dated Mar. 15, 2011.
- PCT/US2009/056567 filed Sep. 10, 2009 Search Report dated Nov. 6, 2009.
- PCT/US2009/056567 filed Sep. 10, 2009 Written Opinion dated Nov. 6, 2009.
- PCT/US2010/038555 filed Jun. 14, 2010 Search Report dated Oct. 5, 2010.
- PCT/US2010/038555 filed Jun. 14, 2010 Written Opinion dated Oct. 5, 2010.
- PCT/US2010/045084 filed Aug. 10, 2010 International Preliminary Report on Patentability dated Feb. 23, 2012.
- PCT/US2010/045084 filed Aug. 10, 2010 Search Report dated Apr. 14, 2011.
- PCT/US2010/045084 filed Aug. 10, 2010 Written Opinion dated Apr. 14, 2011.
- PCT/US2010/050773 filed Sep. 29, 2010 Search Report dated Jan. 24, 2011.
- PCT/US2010/050773 filed Sep. 29, 2010 Written Opinion dated Jan. 24, 2011.
- PCT/US2010/051917 filed Oct. 8, 2010 Search Report dated Nov. 29, 2010.
- PCT/US2010/051917 filed Oct. 8, 2010 Written Opinion dated Nov. 29, 2010.
- PCT/US2011/023497 filed Feb. 2, 2011 Search Report dated Jun. 6, 2011.
- PCT/US2011/023497 filed Feb. 2, 2011 Written Opinion dated Jun. 6, 2011.
- PCT/US2011/038391 filed May 27, 2011 International Preliminary Report on Patentability and Written Opinion dated Dec. 4, 2012.
- PCT/US2011/038391 filed May 27, 2011 International Search Report dated Sep. 21, 2011.
- PCT/US2011/038415 filed May 27, 2011 International Preliminary Report on Patentability dated Dec. 13, 2012.
- PCT/US2011/038415 filed May 27, 2011 International Search Report dated Sep. 28, 2011.
- PCT/US2011/038415 filed May 27, 2011 Written Opinion dated Sep. 28, 2011.
- PCT/US2011/047127 filed Aug. 9, 2011 International Preliminary Report on Patentability dated Apr. 18, 2013.
- PCT/US2011/047127 filed Aug. 9, 2011 International Search Report dated Feb. 29, 2012.
- PCT/US2011/047127 filed Aug. 9, 2011 Written Opinion dated Feb. 29, 2012.
- PCT/US2011/048403 filed Aug. 19, 2011 International Preliminary Report on Patentability dated Jul. 30, 2013.
- PCT/US2011/048403 filed Aug. 19, 2011 International Search Report dated Dec. 15, 2011.
- U.S. Appl. No. 13/118,138, filed May 27, 2011 Non-Final Office Action dated Jul. 15, 2015.
- U.S. Appl. No. 13/240,171, filed Sep. 22, 2011 Final Office Action dated Jun. 10, 2015.
- U.S. Appl. No. 13/240,171, filed Sep. 22, 2011 Non-Final Office Action dated Dec. 26, 2014.
- U.S. Appl. No. 13/283,395, filed Oct. 27, 2011 Advisory Action dated Jan. 28, 2014.
- U.S. Appl. No. 13/283,395, filed Oct. 27, 2011 Final Office Action dated Nov. 14, 2013.
- U.S. Appl. No. 13/336,919, filed Dec. 23, 2011 Final Office Action dated Dec. 19, 2014.
- U.S. Appl. No. 13/336,919, filed Dec. 23, 2011 Non-Final Office Action dated Jul. 9, 2015.
- U.S. Appl. No. 13/665,420, filed Oct. 31, 2012 Non-Final Office Action dated Jul. 9, 2015.
- U.S. Appl. No. 13/887,166, filed May 3, 2013 Examiner's Answer dated Jul. 16, 2015.
- U.S. Appl. No. 13/890,158, filed May 8, 2013 Non-Final Office Action dated Jul. 9, 2015.
- U.S. Appl. No. 14/141,046, filed Dec. 26, 2013 Non-Final Office Action dated Feb. 11, 2015.
- U.S. Appl. No. 14/270,241, filed May 5, 2014 Non-Final Office Action dated Apr. 23, 2015.
- U.S. Appl. No. 14/317,501, filed Jun. 27, 2014 Final Office Action dated Jul. 1, 2015.
- U.S. Appl. No. 14/317,501, filed Jun. 27, 2014 Non-Final Office Action dated Mar. 3, 2015.
- U.S. Appl. No. 14/449,061, filed Jul. 31, 2014 Non-Final Office Action dated Apr. 27, 2015.
- CN 201180037068.1 filed Jan. 28, 2013 Third Office Action dated Oct. 19, 2015.
- CN 201180040151.4 filed Feb. 19, 2013 Third Office Action dated Dec. 10, 2015.
- CN 201180052587.5 filed Apr. 28, 2013 Second Office Action dated Aug. 19, 2015.
- CN 201180068309.9 filed Aug. 22, 2013 Third Office Action dated Sep. 2, 2015.
- EP 10821193.9 filed Mar. 27, 2012 Partial European Search Report dated Oct. 9, 2015.
- EP 11787515.3 filed Dec. 12, 2012 partial European search report dated Oct. 27, 2015.
- EP 11787527.8 filed Dec. 19, 2012 Extended European Search Report dated Oct. 9, 2015.
- JP 2012-552060 filed Aug. 1, 2012 Second Office Action dated Nov. 6, 2015.
- JP 2013-512046 filed Nov. 26, 2012 Decision of Rejection dated Dec. 8, 2015.
- U.S. Appl. No. 12/545,762, filed Aug. 21, 2009 Non-Final Office Action dated Sep. 11, 2015.
- U.S. Appl. No. 12/815,331, filed Jun. 14, 2010 Final Office Action dated Nov. 4, 2015.
- U.S. Appl. No. 12/854,083, filed Aug. 10, 2010 Non-Final Office Action dated Feb. 1, 2016.
- U.S. Appl. No. 12/893,916, filed Sep. 29, 2010 Non-Final Office Action dated Sep. 10, 2015.
- U.S. Appl. No. 13/240,171, filed Sep. 22, 2011 Advisory Action dated Aug. 18, 2015.
- U.S. Appl. No. 13/240,171, filed Sep. 22, 2011 Non-Final Office Action dated Dec. 1, 2015.
- U.S. Appl. No. 13/469,932, filed May 11, 2012 Non-Final Office Action dated Sep. 4, 2015.
- U.S. Appl. No. 14/141,046, filed Dec. 26, 2013 Non-Final Office Action dated Nov. 5, 2015.
- U.S. Appl. No. 14/201,300, filed Mar. 7, 2014 Non-Final Office Action dated Jan. 6, 2016.
- U.S. Appl. No. 14/270,241, filed May 5, 2014 Notice of Allowance dated Oct. 7, 2015.
- U.S. Appl. No. 14/309,511, filed Jun. 19, 2014 Non-Final Office Action, dated Sep. 24, 2015.
- U.S. Appl. No. 14/317,501, filed Jun. 27, 2014 Advisory Action dated Sep. 16, 2015.
- U.S. Appl. No. 14/449,061, filed Jul. 31, 2014 Final Office Action dated Nov. 6, 2015.
- U.S. Appl. No. 14/506,552, filed Oct. 3, 2014 Non-Final Office Action dated Oct. 1, 2015.
- CA 2,721,715 filed Apr. 17, 2009 Examiner's Report dated Aug. 18, 2015.
- CN 200980144663.8 filed May 9, 2011 Fifth Office Action dated May 26, 2015.
- CN 200980144663.8 filed May 9, 2011 Fourth Office Action dated Nov. 15, 2014.
- CN 201080035659.0 filed Feb. 10, 2012 Second Office Action dated Oct. 9, 2014.
- CN 201080035659.0 filed Feb. 10, 2012 Third Office Action dated Mar. 19, 2015.
- CN 201080053838.7 filed May 28, 2012 Fourth Office Action dated Jun. 2, 2015.
- CN 201080053838.7 filed May 28, 2012 Third Office Action dated Dec. 4, 2014.

(56)

**References Cited**

## OTHER PUBLICATIONS

- CN 201180016462.7 filed Sep. 27, 2012 Second Office Action dated Dec. 9, 2014.
- CN 201180016462.7 filed Sep. 27, 2012 Third Office Action dated Jun. 10, 2015.
- CN 201180037065.8 filed Jan. 28, 2013 First Office Action dated Jun. 2, 2015.
- CN 201180037065.8 filed Jan. 28, 2013 First Office Action dated Sep. 28, 2014.
- CN 201180037068.1 filed Jan. 28, 2013 First Office Action dated Apr. 20, 2015.
- CN 201180037068.1 filed Jan. 28, 2013 First Office Action dated Sep. 9, 2014.
- CN 201180040151.4 filed Feb. 19, 2013 First Office Action dated Oct. 28, 2014.
- CN 201180040151.4 filed Feb. 19, 2013 Second Office Action dated Jun. 19, 2015.
- CN 201180043512.0 filed Mar. 8, 2013 Second Office Action dated Apr. 14, 2015.
- CN 201180052587.5 filed Apr. 28, 2013 First Office Action dated Jan. 26, 2015.
- CN 201180068309.9 filed Aug. 22, 2013 First Office Action dated Oct. 16, 2014.
- CN 201180068309.9 filed Aug. 22, 2013 Second Office Action dated May 6, 2015.
- EP 11 818 828.3 filed Mar. 18, 2013 Extended European Search Report dated Dec. 10, 2014.
- EP 11787515.3 filed Dec. 12, 2012 partial European search report dated Jun. 23, 2015.
- EP 11787527.8 filed Dec. 19, 2012 partial European search report dated May 26, 2015.
- EP 11837113.7 filed May 28, 2013 Extended European Search Report dated Apr. 24, 2014.
- EP 12177438.4 filed Jul. 23, 2012 European Search Report dated Jun. 7, 2015.
- EP 12177438.4 filed Jul. 23, 2012 Examination Report dated Dec. 5, 2014.
- EP 12807886.2 filed Jan. 15, 2014 Extended European Search Report dated Feb. 6, 2015.
- EP14197136.6 filed Dec. 10, 2014 Extended European Search Report dated May 26, 2015.
- JP 2012-515222 filed Dec. 9, 2011 Office Action dated Feb. 23, 2015.
- JP 2012-552060 filed Aug. 1, 2012 Office Action dated Nov. 12, 2014.
- JP 2013-512046 filed Nov. 26, 2012 First Office Action dated Mar. 23, 2015.
- JP 2013-512051 filed Nov. 26, 2012 First Office Action dated Mar. 23, 2015.
- JP 2013-524999 filed Jan. 22, 2013 First Office Action dated Jun. 1, 2015.
- Moureau, Nancy L. et al., "Electrocardiogram (EKG) Guided Peripherally Inserted Central Catheter Placement and Tip Position: Results of a Trial to Replace Radiological Confirmation," *Journal of the Association for Vascular Access*, pp. 8-14, vol. 15, No. 1, 2010.
- MX/a/2012/013672 filed Nov. 23, 2012 First Office Action dated Aug. 10, 2015.
- MX/a/2012/013858 filed Nov. 28, 2012 First Office Action dated Sep. 26, 2014.
- MX/a/2012/013858 filed Nov. 28, 2012 Second Office Action dated Jun. 10, 2015.
- PCT/US2015/014795 filed Feb. 6, 2015 International Search Report and Written Opinion dated May 14, 2015.
- Pittiruti, et al., "The intracavitary ECG method for positioning the tip of central venous catheters: results of an Italian multicenter study," *J Vasc Access*, pp. 1-9, Nov. 21, 2011.
- Pittiruti, et al. "The electrocardiographic method for positioning the tip of central venous catheters." *JAVA*, pp. 1-12, Feb. 12, 2011.
- U.S. Appl. No. 11/18,033, filed May 27, 2011 Non-Final Office Action dated Jul. 8, 2015.
- U.S. Appl. No. 12/426,175, filed Apr. 17, 2009 Examiner's Answer dated Oct. 7, 2014.
- U.S. Appl. No. 12/545,762, filed Aug. 21, 2009 Non-Final Office Action dated Nov. 7, 2014.
- U.S. Appl. No. 12/815,331, filed Jun. 14, 2010 Advisory Action dated Mar. 5, 2015.
- U.S. Appl. No. 12/815,331, filed Jun. 14, 2010 Final Office Action dated Dec. 23, 2014.
- U.S. Appl. No. 12/815,331 filed Jun. 14, 2010, Non-Final Office Action dated Jun. 1, 2015.
- U.S. Appl. No. 12/854,083, filed Aug. 10, 2010 Final Office Action dated Aug. 21, 2015.
- U.S. Appl. No. 12/854,083, filed Aug. 10, 2010 Non-Final Office Action dated Mar. 16, 2015.
- U.S. Appl. No. 12/893,916, filed Sep. 29, 2010 Final Office Action dated Jan. 15, 2015.
- U.S. Appl. No. 13/019,939, filed Feb. 2, 2011 Non-Final Office Action dated Feb. 9, 2015.
- U.S. Appl. No. 13/118,033, filed May 27, 2011 Non-Final Office Action dated Feb. 3, 2015.
- KR 10-2012-7000866 filed Jan. 11, 2012 First Office Action dated Jun. 16, 2016.
- RU 2013158008 filed Dec. 26, 2013 First Office Action dated May 27, 2016.
- U.S. Appl. No. 13/240,171, filed Sep. 22, 2011 Advisory Action dated Jul. 22, 2016.
- U.S. Appl. No. 13/469,932, filed May 11, 2012 Advisory Action dated Jun. 27, 2016.
- U.S. Appl. No. 14/201,300, filed Mar. 7, 2014 Advisory Action dated Jul. 18, 2016.
- U.S. Appl. No. 14/317,501, filed Jun. 27, 2014 Examiner's Answer dated Jun. 30, 2016.
- U.S. Appl. No. 14/498,887, filed Sep. 26, 2014 Final Office Action dated Jun. 15, 2016.
- CN 2011800525875 filed Apr. 28, 2013 Office Action dated Feb. 24, 2016.
- U.S. Appl. No. 12/893,916, filed Sep. 29, 2010 Final Office Action dated Mar. 25, 2016.
- U.S. Appl. No. 13/118,033, filed May 27, 2011 Final Office Action dated Apr. 1, 2016.
- U.S. Appl. No. 13/118,138, filed May 27, 2011 Final Office Action dated Apr. 1, 2016.
- U.S. Appl. No. 13/240,171 filed, Sep. 22, 2011 Final Office Action dated May 6, 2016.
- U.S. Appl. No. 13/469,932, filed May 11, 2012 Final Office Action dated Apr. 7, 2016.
- U.S. Appl. No. 13/665,420, filed Oct. 31, 2012 Final Office Action dated Apr. 8, 2016.
- U.S. Appl. No. 14/040,205, filed Sep. 27, 2013 Non-Final Office Action dated Mar. 10, 2016.
- U.S. Appl. No. 14/201,300, filed Mar. 7, 2014 Final Office Action dated May 5, 2016.
- U.S. Appl. No. 14/449,061, filed Jul. 31, 2014 Notice of Allowance dated Apr. 13, 2016.
- U.S. Appl. No. 14/498,887, filed Sep. 26, 2014 Non-Final Office Action dated Feb. 19, 2016.
- CN 200880012117.4 filed Apr. 16, 2008 Fourth Office Action dated Sep. 4, 2013.
- CN 201180037065.8 filed Jan. 28, 2013 Third Office Action dated Nov. 24, 2015.
- CN 201280033189.3 filed Jan. 3, 2014 First Office Action dated Apr. 3, 2014.
- CN 201280033189.3 filed Jan. 3, 2014 Second Office Action dated Sep. 14, 2015.
- CN 201410009216.4 filed Jan. 8, 2014 Second Office Action dated Sep. 25, 2015.
- EP 09743249.6 filed Oct. 18, 2010 Extended European Search Report dated Jan. 13, 2016.
- EP 11740309.7 filed Aug. 23, 2012 Extended European Search Report dated Aug. 3, 2015.
- EP 15179061.5 filed Jul. 30, 2015 Extended European Search Report dated Jan. 14, 2016.
- JP 2010-504220 filed Sep. 3, 2009 Office Action dated Apr. 1, 2014.

(56)

**References Cited**

## OTHER PUBLICATIONS

- JP 2010-504220 filed Sep. 3, 2009 Office Action dated Apr. 18, 2013.
- JP2013-530322 filed March 18, 2013, First Office Action dated Jul. 31, 2015.
- MX/a/2013/001317 filed Jan. 31, 2013 First Office Action dated Nov. 26, 2015.
- U.S. Appl. No. 12/369,625, filed Feb. 11, 2009 Notice of Panel Decision dated Aug. 1, 2012.
- U.S. Appl. No. 12/545,762, filed Aug. 21, 2009 Non-Final Office Action dated Feb. 16, 2016.
- U.S. Appl. No. 13/337,987, filed Dec. 27, 2011 Examiner's Answer dated Jul. 2, 2014.
- U.S. Appl. No. 13/337,987, filed Dec. 27, 2011 Final Office Action dated Sep. 19, 2013.
- U.S. Appl. No. 13/858,782, filed Apr. 8, 2013 Notice of Allowance dated Oct. 9, 2014.
- CN 201180037065.8 filed Jan. 28, 2013 Fourth Office Action dated May 5, 2016.
- JP 2013-512046 filed Nov. 26, 2012 Office Action dated May 16, 2016.
- JP 2014-519081 filed Dec. 27, 2013 First Office Action dated Apr. 26, 2016.
- JP2013-530322 filed Mar. 18, 2013, Office Action dated May 2, 2016.
- U.S. Appl. No. 12/893,916, filed Sep. 29, 2010 Advisory Action dated Jun. 2, 2016.
- U.S. Appl. No. 14/141,046, filed Dec. 26, 2013 Final Office Action dated May 11, 2016.
- CN 200980144663.8 filed May 9, 2011 Decision of Re-Examination dated Feb. 21, 2017.
- CN 201510144728.6 filed Apr. 17, 2015 Office Action dated Jan. 23, 2017.
- EP 09743249.6 filed Oct. 18, 2010 Intention to Grant dated Mar. 2, 2017.
- EP 13846380.7 filed May 15, 2015 Extended European Search Report dated Sep. 30, 2016.
- U.S. Appl. No. 12/426,175, filed Apr. 17, 2009 Notice of Allowance dated Dec. 13, 2016.
- U.S. Appl. No. 13/1469,932, filed May 11, 2012 Notice of Allowance dated Jan. 31, 2017.
- U.S. Appl. No. 14/040,205, filed Sep. 27, 2013 Advisory Action dated Dec. 15, 2016.
- U.S. Appl. No. 14/1054,700, filed Oct. 15, 2013 Advisory Action dated Dec. 15, 2016.
- U.S. Appl. No. 14/201,300, filed Mar. 7, 2014 Advisory Action dated Mar. 2, 2017.
- U.S. Appl. No. 14/201,300, filed Mar. 7, 2014 Final Office Action dated Dec. 19, 2016.
- U.S. Appl. No. 14/615,932, filed Feb. 6, 2015 Non-Final Office Action dated Dec. 29, 2016.
- U.S. Appl. No. 15/160,958, filed May 20, 2016 Non-Final Office Action dated Dec. 15, 2016.
- AU 2012278809 filed Nov. 12, 2013 Notice of Acceptance dated Sep. 13, 2016.
- CA 2,721,715 filed Apr. 17, 2009 Examiner's Report dated Oct. 25, 2016.
- CN 200980144663.8 filed May 9, 2011 Notice of Reexamination dated Aug. 5, 2016.
- CN 201180037065.8 filed Jan. 28, 2013 Notice of Grant dated Aug. 30, 2016.
- CN 201410009216.4 filed Jan. 8, 2014 Office Action dated Jun. 15, 2016.
- CO 1315110530 filed May 14, 2015 Office Action dated Nov. 25, 2016.
- EP 13840356.3 filed Apr. 27, 2015 Partial European Search Report dated Oct. 19, 2016.
- EP 13846380.7 filed May 15, 2015 Partial European Search Report dated Sep. 30, 2016.
- EP 14761249.3 Filed Sep. 3, 2015 Extended European Search Report dated Sep. 19, 2016.
- KR 10-2012-7000866 filed Jan. 11, 2012 Second Office Action dated Nov. 3, 2016.
- PCT/US2016/039356 filed Jun. 24, 2016 International Search Report and Written Opinion dated Sep. 16, 2016.
- U.S. Appl. No. 12/426,175, filed Apr. 17, 2009 Decision on Appeal dated Nov. 7, 2016.
- U.S. Appl. No. 12/545,762, filed Aug. 21, 2009 Non-Final Office Action dated Sep. 26, 2016.
- U.S. Appl. No. 12/893,916, filed Sep. 29, 2010 Non-Final Office Action dated Aug. 31, 2016.
- U.S. Appl. No. 13/118,033, filed May 27, 2011 Notice of Allowance dated Sep. 2, 2016.
- U.S. Appl. No. 13/336,919, filed Dec. 23, 2011 Notice of Allowance dated Jul. 26, 2016.
- U.S. Appl. No. 13/890,158, filed May 8, 2013 Advisory Action dated Jul. 26, 2016.
- U.S. Appl. No. 14/040,205, filed Sep. 27, 2013 Final Office Action dated Oct. 19, 2016.
- U.S. Appl. No. 14/054,700, filed Oct. 15, 2013 Final Office Action dated Oct. 19, 2016.
- U.S. Appl. No. 14/141,046, filed Dec. 26, 2013 Advisory Action dated Aug. 4, 2016.
- U.S. Appl. No. 14/201,300, filed Mar. 7, 2014 Non-Final Office Action dated Aug. 24, 2016.
- U.S. Appl. No. 14/309,511, filed Jun. 19, 2014 Notice of Allowance, dated Jul. 26, 2016.
- U.S. Appl. No. 14/498,887, filed Sep. 26, 2014 Advisory Action dated Aug. 22, 2016.
- U.S. Appl. No. 14/846,496, filed Sep. 4, 2015 Non-Final Office Action dated Nov. 25, 2016.
- CA 2800810 filed Nov. 26, 2012 Office Action dated Mar. 30, 2017.
- CO 15110530 filed May 14, 2015 Office Action dated May 8, 2017.
- EP 13840356.3 filed Apr. 27, 2015 Extended European Search Report dated Mar. 22, 2017.
- EP 15746326.6 filed Jul. 1, 2016 Extended European Search Report dated Jun. 9, 2017.
- EP 17157118.5 filed Feb. 21, 2017 Extended European Search Report Jun. 8, 2017.
- U.S. Appl. No. 12/545,762, filed Aug. 21, 2009 Final Office Action dated Apr. 10, 2017.
- U.S. Appl. No. 13/890,158, filed May 8, 2013 Non-Final Office Action dated Apr. 7, 2017.
- U.S. Appl. No. 14/141,046, filed Dec. 26, 2013 Non-Final Office Action dated Apr. 7, 2017.
- U.S. Appl. No. 14/201,300, filed Mar. 7, 2014 Non-Final Office Action dated Mar. 30, 2017.
- U.S. Appl. No. 15/160,958, filed May 20, 2016 Final Office Action dated Apr. 21, 2017.
- U.S. Appl. No. 15/284,355, filed Oct. 3, 2016 Non-Final Office Action dated Apr. 24, 2017.
- CN 201380051172.5 filed Mar. 30, 2015 Office Action dated May 2, 2017.
- CN 201380065663.5 filed Jun. 15, 2015 Office Action dated Mar. 15, 2017.
- EP 11850625.2 filed Jul. 22, 2013 Extended European Search Report dated Jun. 21, 2017.
- JP 2013-530322 filed March 18, 2013, Office Action dated Mar. 2, 2017.
- JP 2015-534770 filed Mar. 26, 2015 Office Action dated Jun. 12, 2017.
- U.S. Appl. No. 12/545,762, filed Aug. 21, 2009 Notice of Panel Decision dated Jul. 14, 2017.
- U.S. Appl. No. 13/665,420, filed Oct. 31, 2012 Non-Final Office Action dated Mar. 15, 2017.
- U.S. Appl. No. 14/040,205, filed Sep. 27, 2013 Examiner's Answer dated Jul. 20, 2017.
- U.S. Appl. No. 14/054,700, filed Oct. 15, 2013 Examiner's Answer dated Jul. 3, 2017.
- U.S. Appl. No. 14/201,300, filed Mar. 7, 2014 Final Office Action dated Jul. 10, 2017.

(56)

**References Cited**

## OTHER PUBLICATIONS

U.S. Appl. No. 15/160,958, filed May 20, 2016 Advisory Action dated Jul. 10, 2017.  
 U.S. Appl. No. 15/160,958, filed May 20, 2016 Notice of Allowance dated Jul. 26, 2017.  
 U.S. Appl. No. 15/585,051, filed May 2, 2017 Non-Final Office Action dated Jul. 14, 2017.  
 CN 201380051172.5 filed Mar. 30, 2015 Office Action dated Jan. 16, 2018.  
 CN 201480010988.8 filed Aug. 27, 2015 Office Action dated Dec. 13, 2017.  
 CN 201610127217.8 filed Mar. 7, 2016 Office Action dated Dec. 28, 2017.  
 CN 201610166569.4 filed Dec. 23, 2010, Office Action dated Nov. 1, 2017.  
 EP 15179061.5 filed Jul. 30, 2015 Partial European Search Report dated Jan. 17, 2018.  
 EP 17186624.7 filed Aug. 17, 2017 Partial European Search Report dated Jan. 17, 2018.  
 MX/a/2015/004864 filed Apr. 16, 2015 Office Action dated Dec. 18, 2017.  
 RU 2015111669 filed Apr. 1, 2015 Office Action dated Jan. 25, 2018.  
 U.S. Appl. No. 13/665,420, filed Oct. 31, 2012 Notice of Allowance dated Feb. 7, 2018.  
 U.S. Appl. No. 13/890,158, filed May 8, 2013 Advisory Action dated Feb. 13, 2018.  
 U.S. Appl. No. 14/317,501, filed Jun. 27, 2014 Notice of Allowance dated Feb. 9, 2018.  
 U.S. Appl. No. 14/788,305, filed Jun. 30, 2015 Non-Final Office Action dated Jan. 10, 2018.  
 U.S. Appl. No. 15/365,698, filed Nov. 30, 2016 Non-Final Office Action dated Dec. 14, 2017.  
 U.S. Appl. No. 15/365,734, filed Nov. 30, 2016 Non-Final Office Action dated Feb. 23, 2018.  
 U.S. Appl. No. 15/365,752, filed Nov. 30, 2016 Non-Final Office Action dated Dec. 13, 2017.  
 U.S. Appl. No. 15/585,051, filed May 2, 2017 Final Office Action dated Feb. 28, 2018. 1J.  
 CN 201380065663.5 filed Jun. 15, 2015 Office Action dated Oct. 10, 2017.  
 CN 201510144728.6 filed Apr. 17, 2015 Office Action dated Aug. 29, 2017.  
 EP 10786978.6 filed Dec. 19, 2011 Office Action dated Aug. 11, 2017.  
 EP 11827551.0 filed Feb. 7, 2013 Extended European Search Report dated Sep. 19, 2017.

EP 14197137.4 filed Dec. 10, 2014 Extended European Search Report dated Nov. 4, 2015.  
 EP 14197137.4 filed Dec. 10, 2014 Office Action dated, Sep. 20, 2017.  
 EP 14197137.4 filed Dec. 10, 2014, Partial European Search Report dated May 29, 2015.  
 EP 14761249.3 Filed Sep. 3, 2015 Office Action dated Sep. 28, 2017.  
 JP 2013-530322 filed March 18, 2013, Office Action dated Nov. 6, 2017.  
 KR 10-2013-7006933 filed Mar. 19, 2013 Office Action dated Aug. 7, 2017.  
 RU 2015111669 filed Apr. 1, 2015 Office Action dated Sep. 5, 2017.  
 U.S. Appl. No. 13/887,166, filed May 3, 2013 Appeal Decision dated Aug. 17, 2017.  
 U.S. Appl. No. 13/887,166, filed May 3, 2013 Notice of Allowance dated Nov. 6, 2017.  
 U.S. Appl. No. 13/890,158, filed May 8, 2013 Final Office Action dated Nov. 21, 2017.  
 U.S. Appl. No. 14/141,046, filed Dec. 26, 2013 Final Office Action dated Dec. 11, 2017.  
 U.S. Appl. No. 14/317,501, filed Jun. 27, 2014 Decision on Appeal dated Nov. 17, 2017.  
 U.S. Appl. No. 14/788,305, filed Jun. 30, 2015 Restriction Requirement dated Aug. 25, 2017.  
 U.S. Appl. No. 15/284,355 filed Oct. 3, 2016 Non-Final Office Action dated Nov. 17, 2017.  
 CA 2800810 filed Nov. 26, 2012 Office Action dated Mar. 13, 2018.  
 EP 14197137.4 filed Dec. 10, 2014 Office Action dated Apr. 5, 2018.  
 MX/a/2015/004864 filed Apr. 16, 2015 Office Action dated Apr. 24, 2018.  
 U.S. Appl. No. 13/890,158, filed May 8, 2013 Notice of Allowance dated May 30, 2018.  
 U.S. Appl. No. 14/201,300, filed Mar. 7, 2014 Examiner's Answer dated Apr. 19, 2018.  
 U.S. Appl. No. 15/192,561, filed Jun. 24, 2016 Non-Final Office Action dated Apr. 6, 2018.  
 U.S. Appl. No. 15/284,355, filed Oct. 3, 2016 Final Office Action dated May 24, 2018.  
 U.S. Appl. No. 15/365,734, filed Nov. 30, 2016 Notice of Allowance dated Jun. 4, 2018.  
 U.S. Appl. No. 15/365,872, filed Nov. 30, 2016 Restriction Requirement dated Apr. 5, 2018.  
 U.S. Appl. No. 15/585,051, filed May 2, 2017 Final Office Action dated Mar. 15, 2018.  
 U.S. Appl. No. 15/900,623, filed Feb. 20, 2018 Non-Final Office Action dated May 3, 2018.

\* cited by examiner

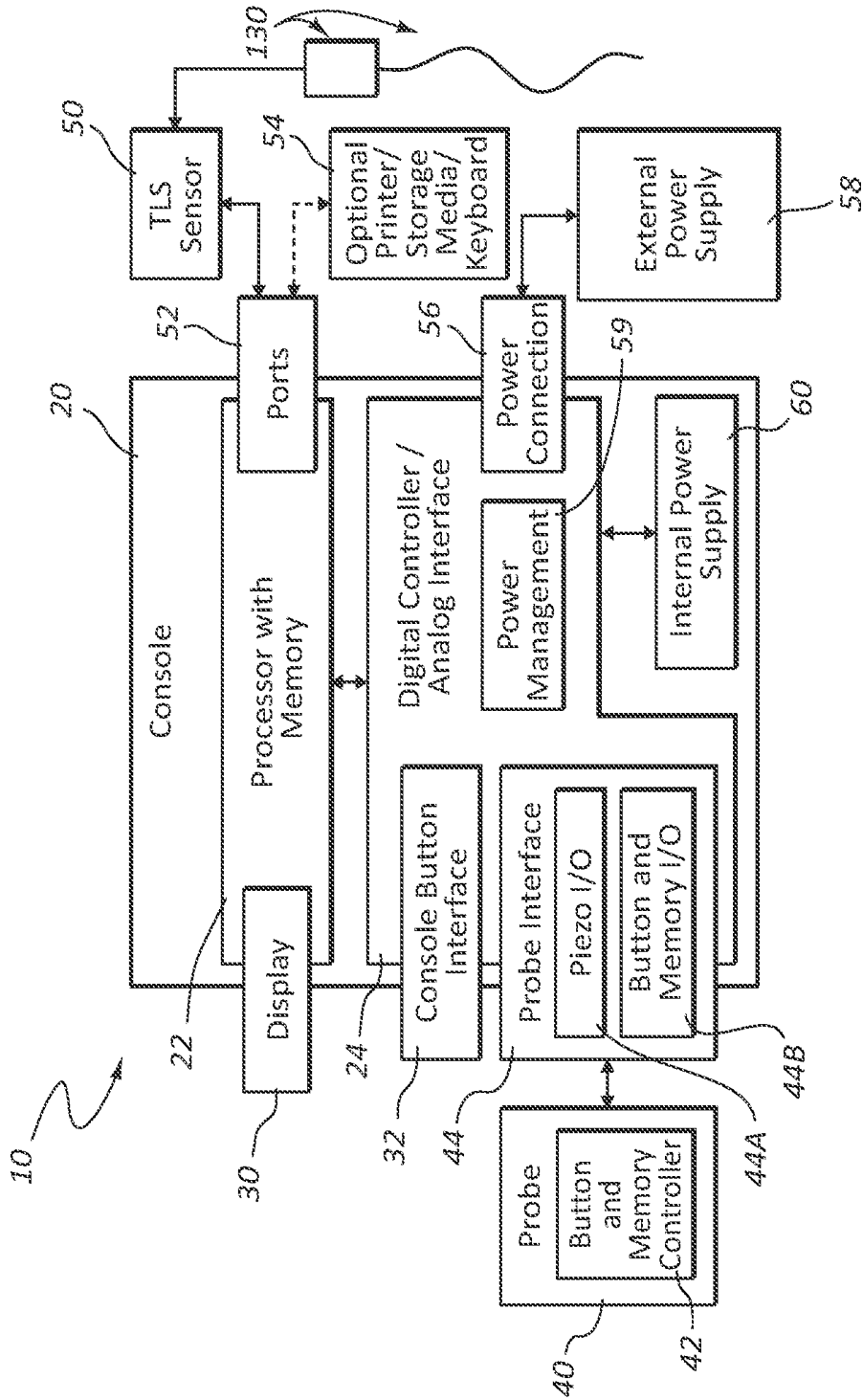


FIG. 1



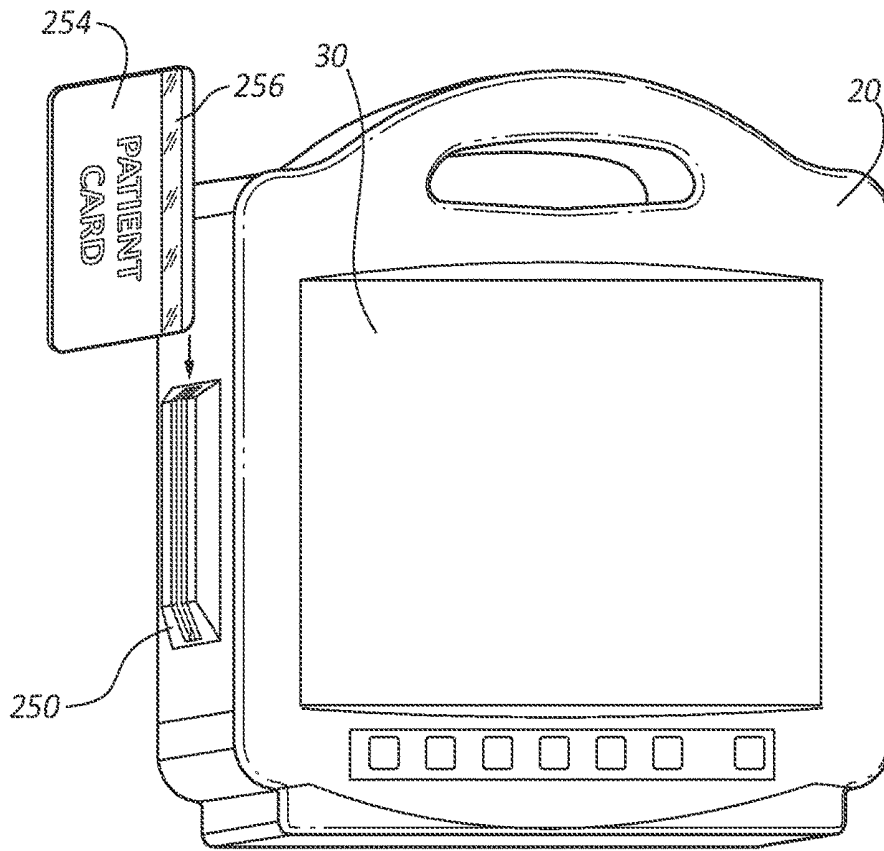


FIG. 4

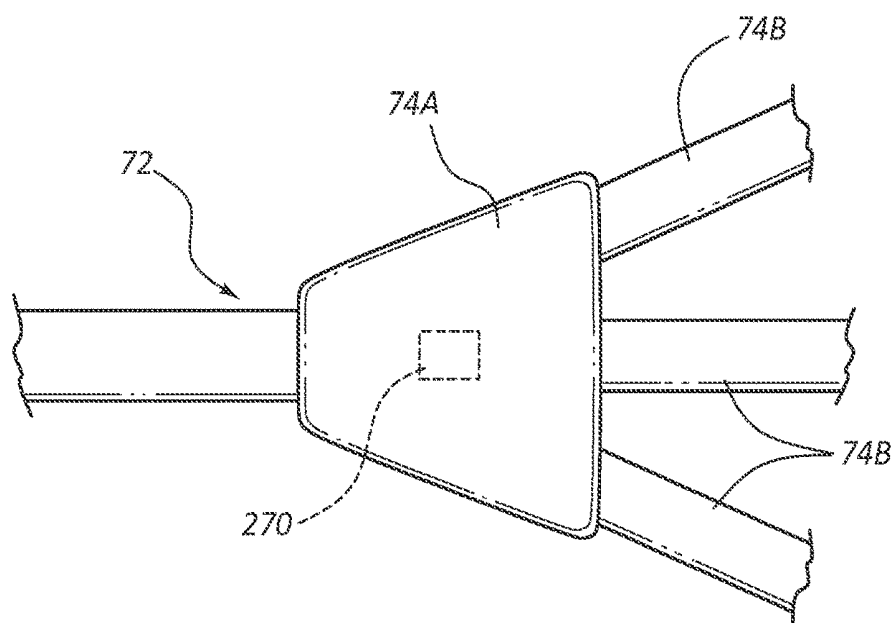


FIG. 5

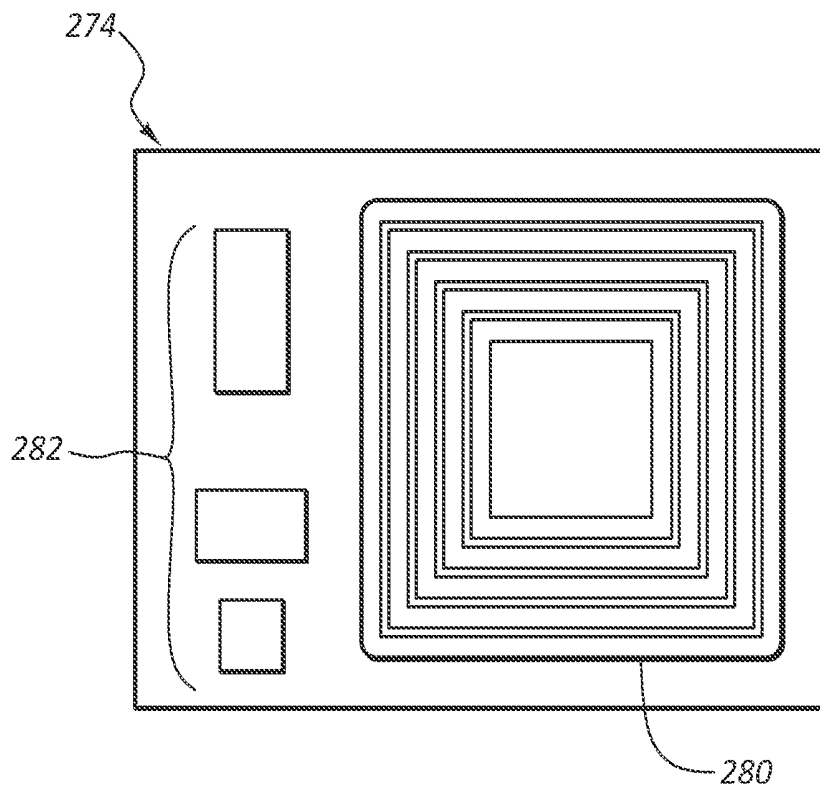


FIG. 6

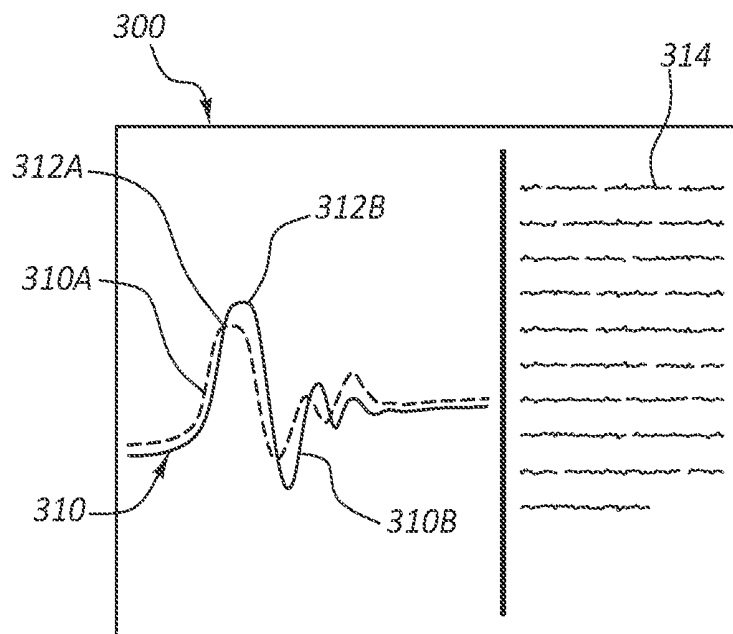


FIG. 7

## RECONFIRMATION OF ECG-ASSISTED CATHETER TIP PLACEMENT

### CROSS-REFERENCE TO RELATED APPLICATIONS

This application is a division of U.S. patent application Ser. No. 13/213,622, filed Aug. 19, 2011, which claims the benefit of U.S. Provisional Application No. 61/375,442, filed Aug. 20, 2010, titled "System for Reconfirmation of ECG-Assisted Catheter Tip Placement," each of which is incorporated herein by reference in its entirety.

### BRIEF SUMMARY

Briefly summarized, embodiments of the present invention are directed to reconfirmation of a position of a catheter or other indwelling device that has been placed with the assistance of ECG signals of the patient. The system and methods described herein enable a clinician to confirm whether the distal tip of the indwelling catheter remains positioned in the same location as when the catheter was initially placed. Should the tip be found to have migrated to another position, steps can be taken to return it to its proper position.

In one embodiment a method for reconfirming a position of an indwelling medical device within a body of a patient comprises first placing the medical device within the body of the patient using ECG signals of the patient. A first ECG signal profile relating to an initial position of the indwelling medical device after initial placement of the medical device is complete is stored. A second ECG signal profile relating to a position of the indwelling medical device at a time subsequent to initial placement of the medical device is then acquired. The first ECG signal profile is compared with the second ECG signal profile to determine whether displacement of the indwelling medical device has occurred after initial placement of the medical device. If displacement has occurred, the clinician can take the necessary steps to reposition the catheter as needed.

These and other features of embodiments of the present invention will become more fully apparent from the following description and appended claims, or may be learned by the practice of embodiments of the invention as set forth hereinafter.

### BRIEF DESCRIPTION OF THE DRAWINGS

A more particular description of the present disclosure will be rendered by reference to specific embodiments thereof that are illustrated in the appended drawings. It is appreciated that these drawings depict only typical embodiments of the invention and are therefore not to be considered limiting of its scope. Example embodiments of the invention will be described and explained with additional specificity and detail through the use of the accompanying drawings in which:

FIG. 1 is a block diagram depicting various elements of a system for intravascular placement of a catheter, according to one example embodiment of the present invention;

FIG. 2 is a simplified view of a patient and a catheter being inserted therein with assistance of the system of FIG. 1;

FIG. 3 is a partial cutaway view of a conductive pathway configuration within the catheter of FIG. 2 in accordance with one embodiment;

FIG. 4 is a perspective view of a card reader/encoder system for use in accordance with one embodiment;

FIG. 5 is a top view of a catheter bifurcation including an RFID chip in accordance with one embodiment;

FIG. 6 is a simplified top view of an RFID reader/encoder; and

FIG. 7 is a screenshot of the display of the system of FIG. 2 showing a plurality of ECG waveforms during use of the system in confirming a position of a catheter, in accordance with one embodiment.

### DETAILED DESCRIPTION OF SELECTED EMBODIMENTS

Reference will now be made to figures wherein like structures will be provided with like reference designations. It is understood that the drawings are diagrammatic and schematic representations of exemplary embodiments of the present invention, and are neither limiting nor necessarily drawn to scale.

For clarity it is to be understood that the word "proximal" refers to a direction relatively closer to a clinician using the device to be described herein, while the word "distal" refers to a direction relatively further from the clinician. For example, the end of a catheter placed within the body of a patient is considered a distal end of the catheter, while the catheter end remaining outside the body is a proximal end of the catheter. Also, the words "including," "has," and "having," as used herein, including the claims, shall have the same meaning as the word "comprising."

Embodiments of the present invention are generally directed to reconfirmation of a position of a catheter or other indwelling device that has been placed with the assistance of ECG signals of the patient. As is explained herein, the system and methods described herein particularly enable a clinician to confirm whether the distal tip of the indwelling catheter remains positioned in the same location as when the catheter was initially placed. Should the tip be found to have migrated to another position, steps can be taken to return it to its proper position.

Reference is first made to FIGS. 1 and 2, where one example of a catheter placement and monitoring system, generally designated at 10, is shown. The system 10 enables visualization of a subcutaneous vessel of a patient 70 via ultrasound imaging, followed by insertion, advancement, and final placement of a catheter 72 within the patient's vasculature via monitoring of ECG signals emitted by the SA node of the patient's heart. A simplified block diagram of hardware and other components of the system 10 is shown in FIG. 1, while FIG. 2 depicts the system and catheter 72 in relation to the patient 70. As shown, the system 10 in one embodiment generally includes a console 20 housing a display 30, an ultrasound probe 40, and a sensor unit 50 for placement on the chest of the patient 70.

In greater detail and as mentioned above, FIG. 2 shows the general relation of the components of the system 10 to a patient 70 during a procedure to place the catheter 72 into the patient vasculature through a skin insertion site 73. FIG. 2 shows that the catheter 72 generally includes a proximal portion 74 that remains exterior to the patient and a distal portion 76 that resides within the patient vasculature after placement is complete. The system 10 is employed to ultimately position a distal tip 76A of the catheter 72 in a desired position within the patient vasculature. In one embodiment, the desired position for the catheter distal tip 76A is proximate the patient's heart, such as in the lower one-third ( $\frac{1}{3}^{rd}$ ) portion of the Superior Vena Cava ("SVC").

Of course, the system 10 can be employed to place the catheter distal tip in other locations. The catheter proximal portion 74 further includes a bifurcation 74A that provides fluid communication between the one or more lumens of the catheter 72 and one or more extension legs 74B extending proximally from the hub. Each extension leg 74B includes a luer connector 74C for attachment to suitable medical devices.

The console 20 houses various components necessary for operation of the system 10. A processor 22, including non-volatile memory such as EEPROM for instance, is included in the console 20 for controlling system function during operation of the system 10, thus acting as a control processor. A digital controller/analog interface 24 is also included with the console 20 and is in communication with both the processor 22 and other system components to govern interfacing between the ultrasound probe 40, sensor 50, and other system components.

The console 20 further includes ports 52 for connection with the sensor 50 and optional components 54 including a printer, storage media, keyboard, etc. The ports 52 in one embodiment are USB ports, though other port types or a combination of port types can be used for this and the other interfaces connections described herein. A power connection 56 is included with the console 20 to enable operable connection to an external power supply 58. An internal battery 60 can also be employed, either with or exclusive of an external power supply. Power management circuitry 59 is included with the digital controller/analog interface 24 of the console to regulate power use and distribution.

The display 30 of the system 10 in the present embodiment is integrated into the console 20 and is used to display information to the clinician during the catheter placement procedure, and as will be seen, during reconfirmation of catheter distal tip position in accordance with embodiments to be described below. Optionally, the display may be separate from the console. In one embodiment, a console button interface 32 and buttons included on the probe 40 can be used to control functionality of the system 10 during the catheter placement procedure. Thus, the single display 30 of the system console 20 can be employed for ultrasound guidance in accessing a patient's vasculature, ECG-based confirmation of catheter distal tip placement with respect to a node of the patient's heart, as well as subsequent confirmation of catheter distal tip position, as will be seen below. In one embodiment, the display 30 is an LCD device.

As mentioned above, the ultrasound probe 40 is employed in connection with ultrasound ("US")-based visualization of a subcutaneous vessel, such as a vein, in preparation for insertion of the catheter 72 into the vasculature. Such visualization gives real time ultrasound guidance for introducing the catheter into the vasculature of the patient (via the insertion site 73) and assists in reducing complications typically associated with such introduction, including inadvertent arterial puncture, hematoma, pneumothorax, etc.

The handheld probe 40 includes a head housing a piezoelectric array for producing ultrasonic pulses and for receiving echoes thereof after reflection by the patient's body when the head is placed against the patient's skin proximate the prospective insertion site 73. The probe 40 can further include a plurality of control buttons for controlling the system 10, thus eliminating the need for the clinician to reach out of the sterile field, which is established about the patient insertion site prior to catheter placement, to control system functionality.

As such, in one embodiment a clinician employs the ultrasound modality of the system 10 to determine a suitable

insertion site and establish vascular access, such as with a needle or introducer, then with the catheter. The clinician can then seamlessly switch, via button pushes on the buttons included on the probe 40, to an ECG-based catheter tip guidance modality (described below), without having to reach out of the sterile field. In this way, the system 10 assists the clinician in guiding the distal tip of the catheter 72 through the vasculature toward an intended destination.

FIG. 1 shows that the probe 40 further includes a button and memory controller 42 for governing button and probe operation. The button and memory controller 42 can include non-volatile memory, such as EEPROM, in one embodiment. The button and memory controller 42 is in operable communication with a probe interface 44 of the console 20, which includes a piezo input/output component 44A for interfacing with the probe piezoelectric array and a button and memory input/output component 44B for interfacing with the button and memory controller 42.

As mentioned, the system 10 includes functionality wherein determination of the proximity of the catheter distal tip 76A relative to a sino-atrial ("SA") or other electrical impulse-emitting node of the heart of the patient 70 can be determined, thus providing enhanced ability to accurately place the catheter distal tip in a desired location proximate the node. Also referred to herein as "ECG" or "ECG-based tip confirmation," this modality of the system 10 enables detection of ECG signals from the SA node in order to place the catheter distal tip in a desired location within the patient vasculature. Note that the US and ECG modalities are seamlessly combined in the present system 10, and can be employed in concert or individually to assist in catheter placement. In addition, other modalities, such as magnetic element-based catheter tip location, can also be included in the system 10. In one embodiment, it is understood that the ECG modality as described herein can be included in a stand-alone system without the inclusion of the US or other modalities. Thus, the environments in which the embodiments herein are described are understood as merely example environments and are not considered limiting of the present disclosure. Note also that other ECG-based guidance/monitoring systems can be employed in connection with the distal tip reconfirmation embodiments described further below.

FIGS. 1 and 2 show a stylet 130 removably predisposed within the lumen of the catheter 72 being inserted into the patient 70 via the insertion site 73. The stylet 130 includes a sensing component, i.e., an electrode proximate its distal end for sensing ECG signals produced by the SA node. The stylet 130 includes a tether 134 extending from its proximal end that operably connects to the sensor 50. In brief, the stylet tether 134 provides a conductive path that permits ECG signals detected by the ECG electrode included on a distal portion of the stylet 130 to be conveyed to the sensor 50 during catheter advancement.

Reference and ground ECG skin electrodes 138 attach to the skin surface of the patient 70 and are operably attached to the sensor 50 to enable the system to filter out high level electrical activity unrelated to the electrical activity of the SA node of the heart, thus enabling the ECG-based tip confirmation functionality. Together with the reference and ground signals received from the ECG skin electrodes 138 placed on the patient's skin, the ECG signals sensed by the stylet electrode are received by the sensor 50 positioned on the patient's chest or other designated component of the system 10. The sensor 50 and/or console processor 22 can process the ECG signal data to produce an electrocardiogram waveform on the display 30. In the case where the

sensor 50 processes the ECG signal data, a processor is included therein to perform the intended functionality. If the console 20 processes the ECG signal data, the processor 22, controller 24, or other processor can be utilized in the console to process the data.

Thus, as the catheter 72 is advanced through the patient vasculature, the display 30 depicts an ECG electrocardiogram waveform produced as a result of patient heart's electrical activity as detected by the electrode of the stylet 130. In greater detail, the ECG electrical activity of the SA node, including a P-wave portion of the waveform, is detected by the electrode of the stylet 130 and forwarded to the sensor 50 and console 20. The ECG electrical activity is then processed for depiction on the display 30. A clinician placing the catheter can then observe the ECG data, including depiction of the P-wave, to determine optimum placement of the distal tip 76A of the catheter 72, such as proximate the SA node in one embodiment.

Note that the ECG waveform and its P-wave change as the electrode of the stylet 130 is moved relative to the SA node of the patient's heart. For instance, the P-wave of the ECG waveform will generally increase in amplitude as the electrode approaches the SA node and will generally decrease as the electrode recedes from the SA node. As mentioned, in one embodiment the console 20 includes the electronic components, such as the processor 22, necessary to receive and process the ECG signals detected by the stylet electrode. In another embodiment, the sensor 50 can include the necessary electronic components to process the ECG signals. Further details regarding the catheter placement system described herein and its use can be found in U.S. Patent Application Publication No. 2010/0036227, filed Sep. 10, 2009, and entitled "Apparatus and Display Methods Relating to Intravascular Placement of a Catheter," which is incorporated herein by reference in its entirety. Of course, it is appreciated that the ECG-based catheter placement system described above is but one example of an ECG monitor that can be used to practice the embodiments disclosed herein; indeed, other ECG-based monitoring and placement systems can also be employed.

Note that the electrode of the stylet 130 in the present embodiment includes a distal portion of the conductive stylet wire such that ECG signals are detected and transmitted via the stylet wire to the tether 134 and the sensor 50. It is noted, however, that an electrode used to detect intravascular ECG signals can be configured in many different ways. As such, "electrode" as used herein can generally refer to any structure that can be used to detect ECG signals from the heart of the patient. As will be seen, an electrode in other embodiments can include a portion of a column of conductive solution disposed in a lumen of the catheter, among other possible electrode configurations.

As described further above, monitoring of changes in the detected ECG signal emitted by the SA node as the stylet electrode(s) is advanced within the vasculature enables the clinician placing the catheter to determine when the distal tip of the catheter 72 is positioned as desired within the vasculature. Again, one example of a desirable catheter distal tip position includes placement thereof in the lower 1/3<sup>rd</sup> of the Superior Vena Cava ("SVC"). After placement of the catheter 72 is complete, the stylet 130 is removed from the lumen of the catheter 72 and the catheter is prepped for initial use. The ECG waveform detected when the distal tip 76A of the catheter 72 is initially placed in its desired position within the patient vasculature is also referred to herein as the first ECG signal profile.

It is often desirable to re-confirm the position of the catheter distal tip 76A at a later time after initial placement of the catheter so as to ensure that no malposition or displacement of the distal tip has inadvertently occurred. In turn, this ensures that medicaments or other solutions delivered to the patient via the catheter are delivered to the desired region of the vasculature. The system 10 or other suitable ECG monitoring system can be employed in reconfirming proper catheter distal tip position post-placement.

In one embodiment, such reconfirmation of catheter distal tip placement can be achieved by measuring the ECG waveform—also referred to herein as a second ECG signal profile—detected at or near the distal tip of the in-place catheter via a suitably placed electrode, then comparing the second ECG profile with the first ECG profile taken when the catheter 72 was initially placed using the system 10.

In order to measure ECG signals at the indwelling catheter distal tip and thus acquire the second ECG profile, a suitable conductive path must be present in the catheter 72 to enable ECG signals with respect to the catheter distal tip to be detected and transmitted to the system 10 or other suitable ECG monitor. In one embodiment, a conductive wire temporarily disposed in the catheter is used as the conductive medium, with its distal end serving as an electrode for detection of ECG signals. The conductive wire can be inserted through one of the luer connectors 74C and its respective extension leg 74B, then distally through a lumen of the catheter 72. Knowing the length of the in-place catheter 72, the wire is advanced until its distal end is proximate to or co-terminal with the distal tip 76A of the catheter.

A proximal end of the conductive wire extending beyond the proximal end of the catheter 72 and out the extension leg 74B through which the wire extends is operably connected to the system 10 in a manner similar to that of the stylet 130 and tether 134 of FIG. 2. This configuration enables ECG signals emitted by the SA node, i.e., the second ECG profile, to be detected at or near the distal end of the conductive wire and transmitted via the conductive wire to the system 10, thus informing the clinician as to ECG profile of the distal tip 76A of the catheter 72 in its current position.

As mentioned, the conductive wire configured as discussed immediately above is similar to the stylet 130 shown in FIG. 2. Indeed, in one embodiment the stylet 130 used for the initial catheter placement can be used again subsequent to the initial placement to reconfirm catheter distal tip location by inserting it into the lumen of the catheter 72 and operably connecting it to the system 10 via the tether 134 as shown in FIG. 2 so as to enable the second ECG profile of the catheter distal tip in its current location to be acquired. In addition, another suitable stylet or guidewire can be employed to provide the above-described conductive path from the catheter distal tip to the system.

FIG. 3 shows details of another configuration for providing a conductive path between an electrode at or near the indwelling catheter distal end 76A and the system 10 for tip position reconfirmation. In particular, the conductive path includes a conductive solution 200 disposed in the respective extension leg 74B and lumen of the catheter 72 so as to extend to the distal tip 76A thereof. The conductive solution 200 includes saline, or other biocompatible and electrically conductive solution. So configured, the conductive solution 200 serves as an electrode and a portion of a conductive path for detecting ECG signals at the distal tip 76A of the catheter 72. A cap 202 is connected to the luer connector 74C of the respective fluid-filled extension leg 74B.

In addition to the conductive solution **200**, the conductive path of the embodiment of FIG. **3** further includes a conductive wire **208** that passes through the cap **202** and extends distally through the respective extension leg **74B** such that a distal end **208B** thereof is immersed in the conductive solution. A proximal portion of the conductive wire **208** terminating in a proximal end **208A** extends from the cap **202**. An alligator clip **210** or other suitable electrical connector is attached to the proximal portion of the conductive wire **208**. The clip **210** is operably connected to a tether **234**, which connects to the sensor **50** of the system **10**, similar to the manner of connection of the tether **134** in FIG. **2**, thus operably connecting the column of the conductive solution **200** disposed in the catheter **72** to the system and enabling ECG signals detected by the conductive solution to be transmitted to the system. In this way, the second ECG signal profile representing the position of the distal tip **76A** of the catheter **72** within the vasculature can be acquired. In addition to those described in connection with FIGS. **2** and **3**, note that other conductive path configurations can be employed in other embodiments. Thus, these conductive path solutions should be considered as non-limiting.

In order to compare the first ECG signal profile acquired at the time of initial catheter distal tip placement with a subsequent second ECG profile measured at the time of distal tip position reconfirmation, a storage component for storage of the first ECG signal profile at the time of initial placement is necessary. In one embodiment, this is accomplished by fitting the system **10** or other suitable ECG monitor system with a card reader/encoder **250**, an example of which is shown in FIG. **4** as attached to the console **20**. Thus, when the catheter **72** is initially placed using the system **10**, a patient data card **254** can be encoded by the system **10** by swiping the card through the reader/encoder **250**, which encodes and stores on a magnetic stripe **256** of the data card various data regarding the initial catheter placement, including the first ECG signal profile at time of initial placement. The card **254** is then given to the patient or otherwise safeguarded.

Later, when reconfirmation of the position of the distal tip **76A** of the previously placed catheter **72** (FIG. **1**) is desired, the catheter is operably connected to the system **10** in one of the configurations described above in connection with FIG. **2**, **3**, or by another suitable manner so as to provide a conductive path from the distal tip **76A** of the catheter to the system. The card **254**, encoded at time of initial catheter placement is then swiped through the reader/encoder **250** of the system **10** so as to be read thereby. This provides to the system **10** the first ECG signal profile of the catheter distal tip position at time of initial placement. The first ECG signal profile, including for instance an ECG waveform as detected by an electrode at or near the distal end **76A** of the catheter **72** at time of initial placement, can be depicted on the display **30** of the system console **20** (FIG. **1**), or otherwise conveyed to the clinician.

A new ECG signal measurement, using an electrode disposed at or near the distal tip **76A** of the catheter **72** and the suitable conductive path interconnecting the electrode with the system **10**, is then taken to produce a second ECG signal profile relating to the current catheter distal tip position within the vasculature. The second ECG signal profile can, like the first ECG signal profile, also be depicted on the display **30** of the system console **20**. The two ECG signal profiles can be superimposed as ECG waveforms atop one another and compared in some suitable manner (e.g., measurement of P-wave absolute voltage values) so as to determine whether the distal tip **76A** of the catheter **72** has been undesirably displaced. If so, proper procedures can be undertaken by the clinician to suitably re-position the catheter distal tip **76A**. If it has not been displaced, the catheter

**72** can be used as intended. Note that the specific order of the process described above can vary in other embodiments. For instance, acquisition of the second ECG signal profile can take place before inputting the first ECG signal profile into the system, in one embodiment.

FIG. **5** shows another possible storage component for enabling storage and access to initial placement first ECG signal profile and other data, wherein an RFID chip **270** is embedded in a portion of the catheter **72** itself, such as the bifurcation **74A** (see also FIG. **2**). An RFID encoder/reader **274** including an antenna **280** and associated circuitry **282**, as shown in FIG. **6**, can be included with the system **10** or other suitable ECG monitor to enable the first ECG signal profile relating to the position of the catheter distal tip **76A** at time of initial placement to be encoded and stored on the catheter RFID chip **270**. In one embodiment, the RFID chip **270** is a field-programmable chip, including both read-only memory for unique identification of the chip itself, as well as non-volatile memory that is programmable by the RFID encoder/reader **274** to store the first ECG signal profile at time of initial placement.

In addition to the first ECG signal profile, other data can be stored on the RFID chip **270** (or the card **254** of FIG. **4** or other suitable storage component), including patient name, date and location of initial placement, final length of catheter after trimming, record of previous power injections, creatinine or other blood counts, etc. In one embodiment, the length of the portion of the PICC that remains external to the insertion site after placement is complete is stored. In another embodiment, web portal information can be stored to direct a user to a website where useful information or other assistance is provided. Note that the RFID chip **270** can be either active or passive. Note further that other storage components are possible for storing the first and/or second ECG signal profiles, including a memory location within the system **10** itself and remote offsite storage wherein the ECG signal monitor can access the profiles wirelessly, such as via WiFi or other suitable wireless protocol.

FIG. **7** shows one possible example of a screenshot **300** for depiction on the display **30** of the system **10** during reconfirmation of the catheter distal tip position, according to one embodiment. As shown, the screenshot **300** shows ECG waveforms **310**, including a waveform **310A** corresponding to the first ECG signal profile at time of initial catheter placement and a waveform **310B** corresponding to the second ECG signal profile at time of reconfirmation of the distal tip placement, described above. The two waveforms **310A** and **310B** can be calibrated by the system **10** and superimposed atop one another in one embodiment so as to enable a comparison therebetween to be made. In one embodiment, for instance, a P-wave **312A** of the initial waveform **310A** can be compared with a P-wave **312B** of the current waveform **310B** so as to determine whether displacement of the catheter distal tip **76A** with respect to the SA node has occurred.

The right side of the screenshot **300** also shows additional data **314** regarding the patient, catheter type, catheter length, etc. Of course, the ECG signal and other data depicted here can take one or more of many forms and formats. Indeed, the data content can vary according to desire or need, as appreciated by one skilled in the art. In one embodiment for instance, both the peak P-wave magnitude during initial catheter placement, as well as the P-wave magnitude after catheter pull-back for final distal tip positioning during initial placement, are stored for later comparison with similar magnitudes taken at time of tip reconfirmation.

Thus, according to one embodiment a method is disclosed for reconfirming a position of a catheter or other indwelling medical device within a body of a patient. The method

includes placing the medical device within the body of the patient using ECG signals of the patient, then storing a first ECG signal profile that relates to an initial position of the indwelling medical device after initial placement of the medical device is complete. As mentioned, the first ECG signal profile can be stored on a patient card, an RFID chip, in system memory, writing down or printing the ECG signal data, or on another suitable storage component. The method further includes acquiring a second ECG signal profile relating to a position of the indwelling medical device at a time after initial placement of the medical device, and comparing the first ECG signal profile with the second ECG signal profile to determine whether displacement of the indwelling medical device has occurred after initial placement of the medical device. Note that comparing the profiles can be performed directly by a clinician observing the waveforms depicted on the console display 30, or automatically by suitable algorithms executable by the processor 22 of the console 20.

Embodiments of the invention may be embodied in other specific forms without departing from the spirit of the present disclosure. The described embodiments are to be considered in all respects only as illustrative, not restrictive. The scope of the embodiments is, therefore, indicated by the appended claims rather than by the foregoing description. All changes that come within the meaning and range of equivalency of the claims are to be embraced within their scope.

What is claimed is:

1. A catheter, comprising:

a proximal portion designed for residing externally of a patient vasculature;

a distal portion having a distal tip designed for placement in a desired position within the patient vasculature;

a storage component embedded in a portion of the catheter, comprising a radio-frequency identification (RFID) chip, the RFID chip including non-volatile memory that is programmable by a RFID encoder, the storage component including data indicating location of a final placement of the distal tip in the desired position within the patient vasculature.

2. The catheter according to claim 1, wherein the catheter includes a bifurcation portion, and wherein the storage component is embedded in the bifurcation portion of the catheter.

3. The catheter according to claim 1, further comprising trimming of the catheter, and wherein the data indicating location of the final placement further includes data selected from the group consisting of a date of the final placement, a final length of the catheter after trimming, and patient creatine or other blood counts.

4. The catheter according to claim 1, wherein the catheter is a peripherally inserted central catheter (PICC) and the data indicating location of the final placement further includes a length of a proximal portion of the PICC after placement is complete.

5. The catheter according to claim 1, wherein the data indicating location of the final placement further includes a first ECG signal profile relating to a position of the distal tip in the desired position at a time of initial placement.

6. The catheter according to claim 1, further comprising a power injection procedure, wherein the storage component further includes data comprising a record of power injection procedures for the patient.

\* \* \* \* \*

|               |  |         |            |
|---------------|--|---------|------------|
| 专利名称(译)       | 重新确认ECG辅助导管尖端放置  |         |            |
| 公开(公告)号       | <a href="#">US10046139</a>   | 公开(公告)日 | 2018-08-14 |
| 申请号           | US14/548151  | 申请日     | 2014-11-19 |
| 申请(专利权)人(译)   | C. R. BARD , INC.  |         |            |
| 当前申请(专利权)人(译) | C. R. BARD , INC.  |         |            |
| [标]发明人        | POWERS KELLY B<br>BEASLEY JIM C  |         |            |
| 发明人           | POWERS, KELLY B.<br>BEASLEY, JIM C.  |         |            |
| IPC分类号        | A61B5/04 A61M25/01 A61B5/042 A61B5/00 A61B5/06 A61B5/0452 A61B8/08                                   |         |            |
| CPC分类号        | A61M25/0105 A61B5/042 A61B5/065 A61B5/6851 A61B5/7246 A61M2025/0166 A61B5/04525 A61B8/085 A61B8/0841 |         |            |
| 代理机构(译)       | 鲁坦和塔克LLP   |         |            |
| 优先权           | 61/375442 2010-08-20 US  |         |            |
| 其他公开文献        | US20150080716A1  |         |            |
| 外部链接          | <a href="#">Espacenet</a>  |         |            |

摘要(译)

导管包括设计用于驻留在患者脉管系统外部的近端部分和具有远端尖端的远端部分，远端尖端设计成放置在患者脉管系统内的期望位置。存储部件嵌入在导管的一部分中，存储部件包括射频识别 ( RFID ) 芯片。RFID芯片包括可由RFID编码器编程的非易失性存储器。存储部件包括与导管的远侧末端在患者脉管系统内的期望位置中的放置有关的数据。

