



US 20190212214A1

(19) **United States**

(12) **Patent Application Publication**  
**LIANG**

(10) **Pub. No.: US 2019/0212214 A1**

(43) **Pub. Date: Jul. 11, 2019**

(54) **TEMPERATURE MEASURING DEVICE  
ADOPTING A PLURALITY OF INFRARED  
SENSORS AND ITS METHOD**

(52) **U.S. Cl.**  
CPC ..... **G01K 13/004** (2013.01); **A61B 5/01**  
(2013.01); **A61B 2562/04** (2013.01); **A61B**  
**5/6844** (2013.01); **A61B 2562/0271** (2013.01);  
**A61B 5/0075** (2013.01)

(71) Applicant: **Cao LIANG**, Shenzhen (CN)

(72) Inventor: **Cao LIANG**, Shenzhen (CN)

(21) Appl. No.: **16/242,819**

(22) Filed: **Jan. 8, 2019**

(30) **Foreign Application Priority Data**

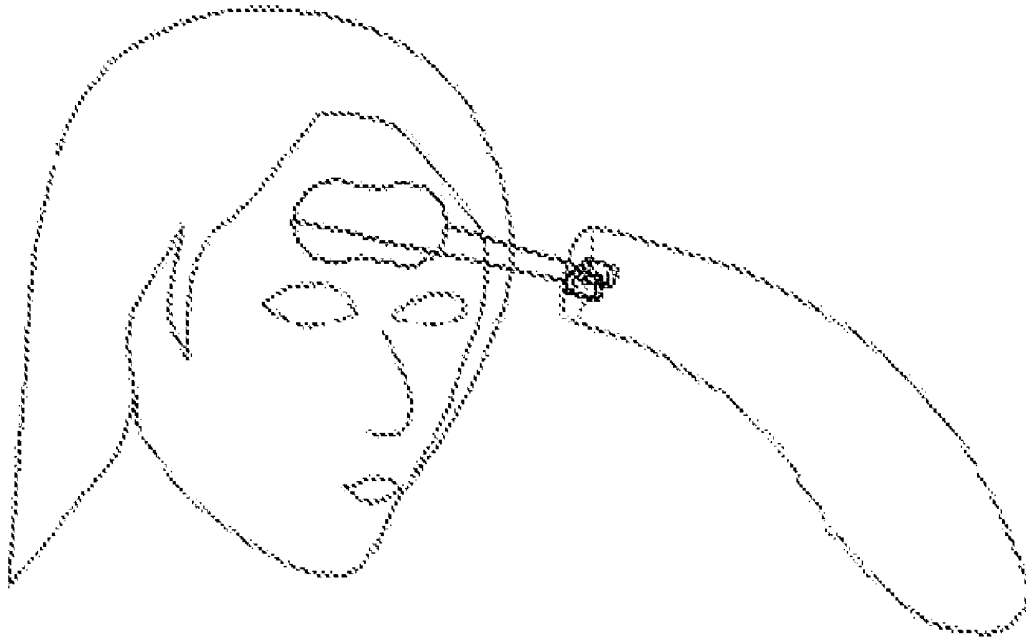
Jan. 8, 2018 (CN) ..... 201810014007.7

**Publication Classification**

(51) **Int. Cl.**  
**G01K 13/00** (2006.01)  
**A61B 5/01** (2006.01)  
**A61B 5/00** (2006.01)

(57) **ABSTRACT**

The invention discloses a temperature measuring device adopting a plurality of infrared sensors and its method. The temperature measuring device consists of a housing, a main control circuit board unit set in the housing, a power supply unit and an infrared sensor set at the head of the housing, wherein the main control circuit board unit is a main control circuit board, and a main control Microcontroller Unit, a signal acquisition circuit, a display screen, a power supply and a control key integrated in the main control circuit board. The method is to calculate and output the accurate target temperature through infrared sensors combined with Microcontroller Unit, at the same time, it can effectively identify such as abnormality of measurement area, abnormality of user measurement method and so as to improve the effectiveness of measurement results.



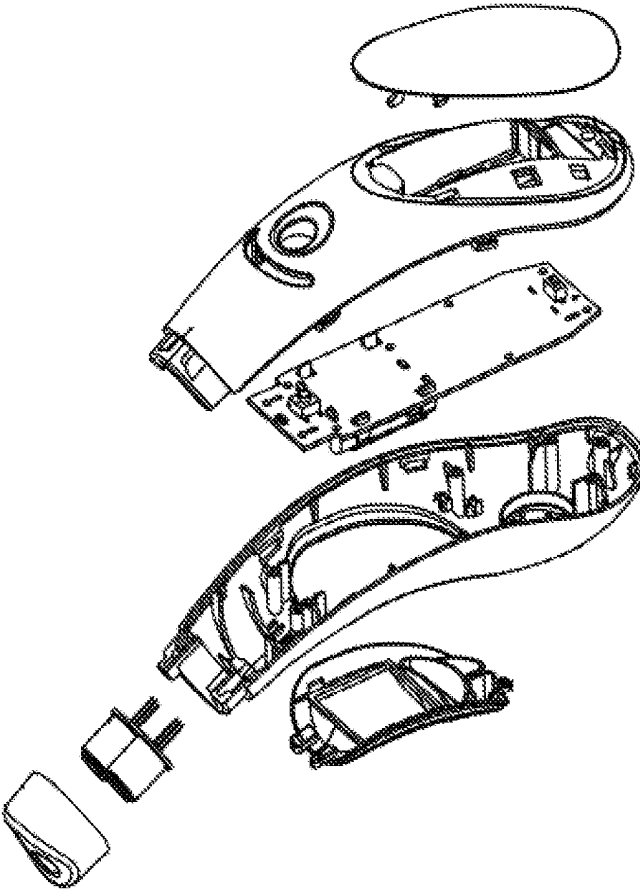


Fig. 1

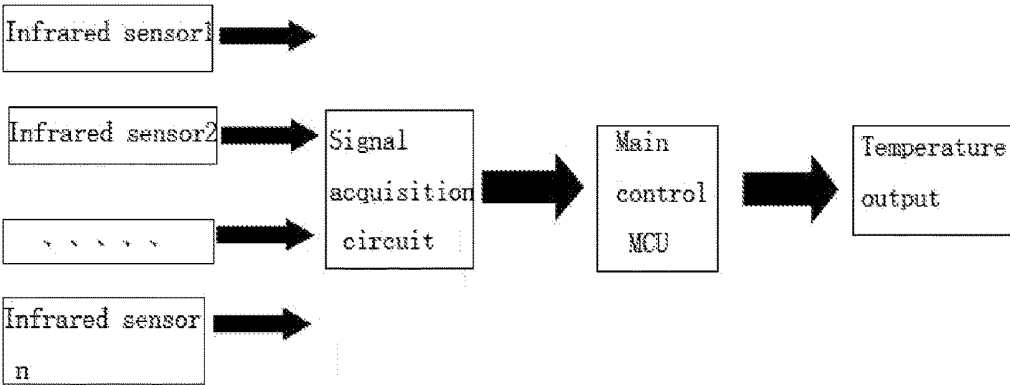


Fig. 2

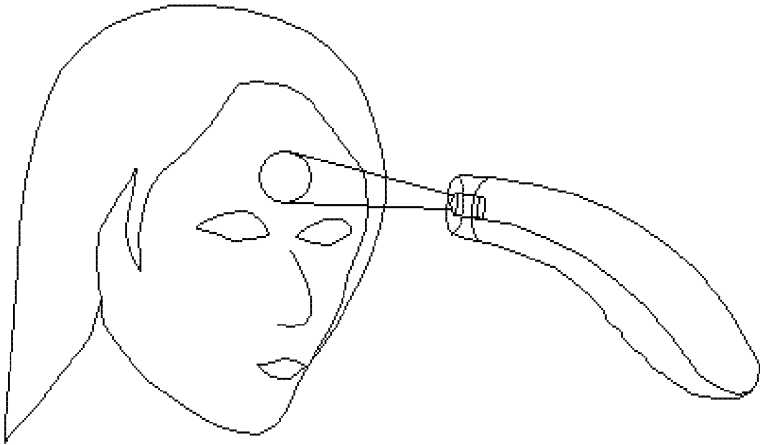


Fig. 3

Infrared sensor

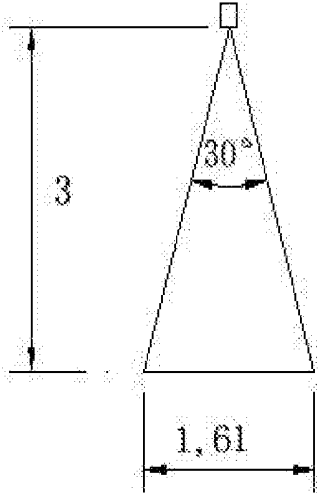


Fig. 4

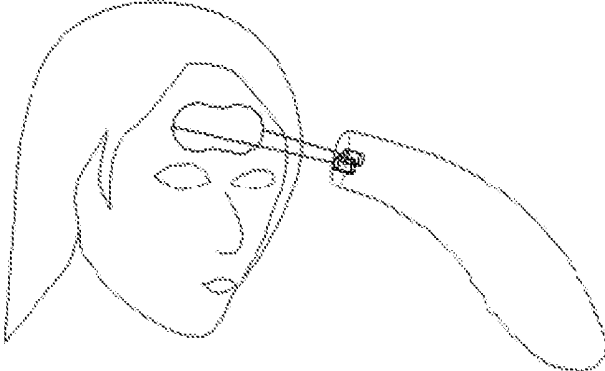


Fig. 5

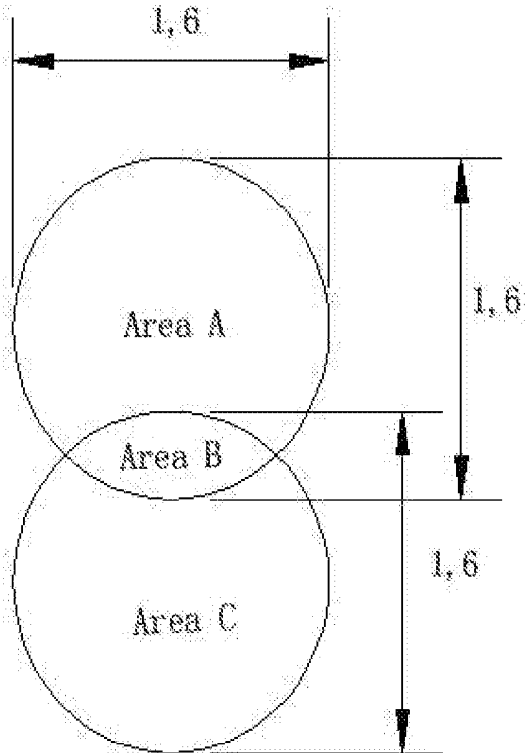


Fig. 6

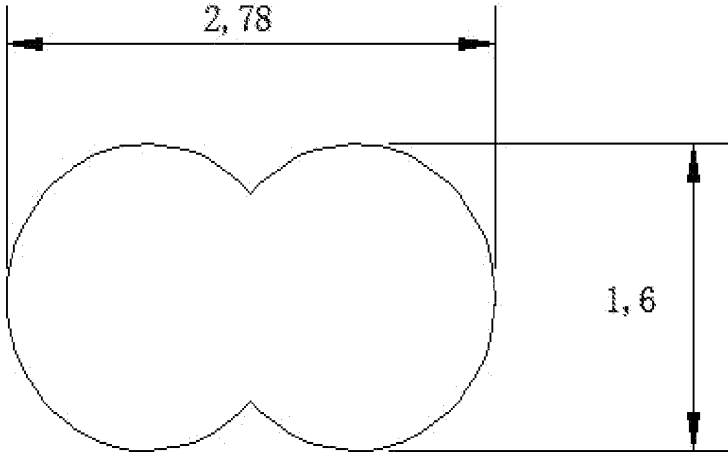


Fig. 7

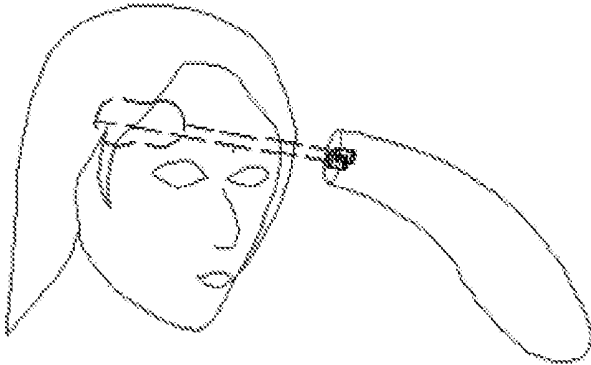


Fig. 8

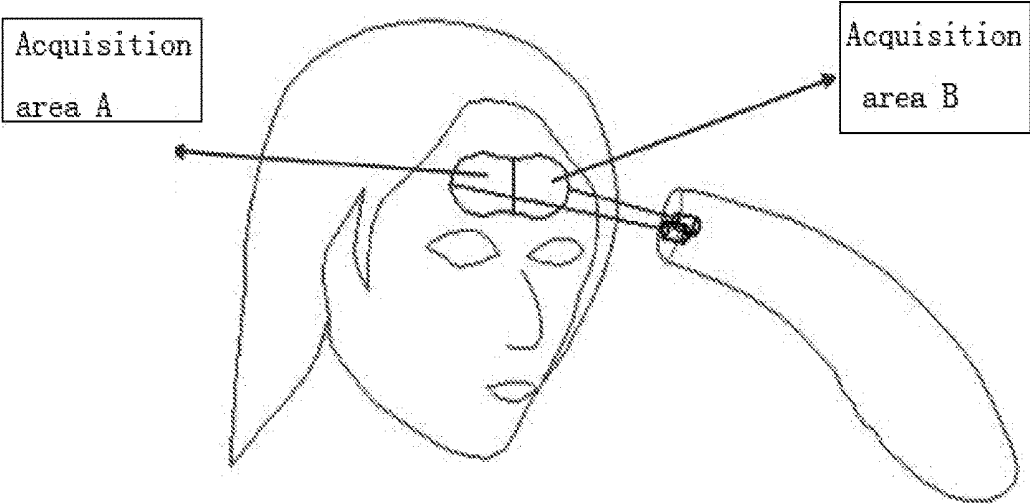


Fig. 9

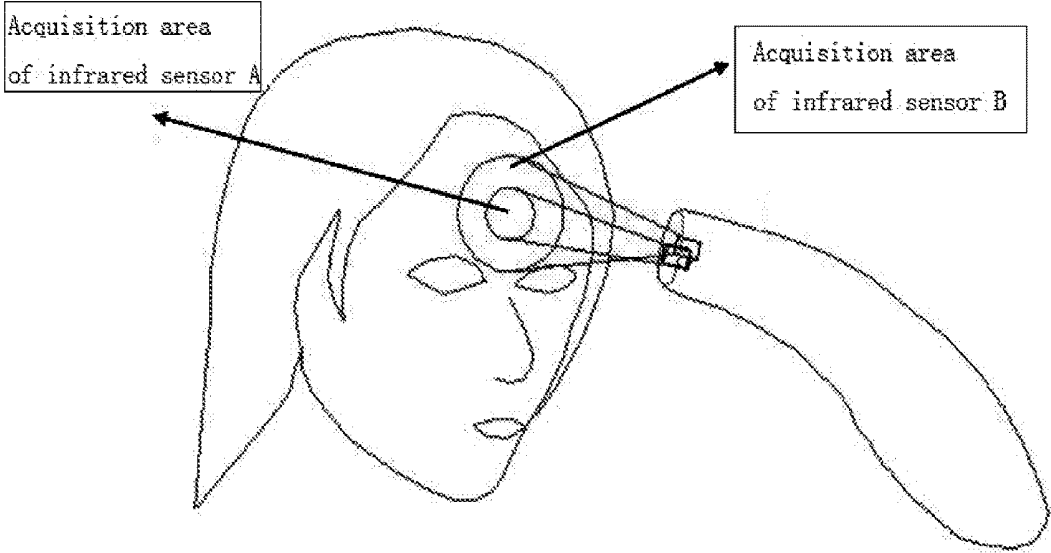


Fig. 10

Infrared sensor

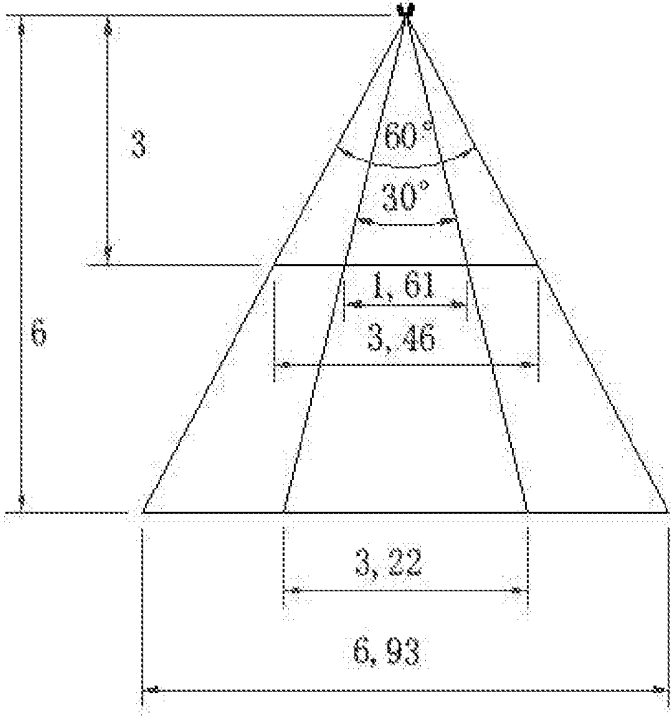


Fig. 11

## TEMPERATURE MEASURING DEVICE ADOPTING A PLURALITY OF INFRARED SENSORS AND ITS METHOD

### TECHNICAL FIELD

**[0001]** The invention relates to the technical field of temperature measurement, in particular to a temperature measuring device adopting a plurality of infrared sensors and its method.

### BACKGROUND OF THE INVENTION

**[0002]** It is well known that all objects above absolute zero in nature radiate energy constantly. According to the black-body radiation law, the size of the object's outward radiation energy and its distribution by wavelength are closely related to its surface temperature. The higher the object's temperature, the stronger the infrared radiation capacity it emits. The infrared thermometer uses the infrared receiving sensor to obtain the infrared radiation emitted by skin surface of human body, accurately measures the skin temperature of human body, and corrects the temperature difference between the forehead and actual body temperature with the aid of internal algorithm of the thermometer, so as to obtain the accurate body temperature. Because the forehead is close to the heart, the blood flow is supplied by the aorta and carotid artery through the temporal artery, and the blood circulation is fast, which can reflect the change of body temperature in time. When a fever occurs, the brain is first affected. When the body temperature rises or falls, the human body first adjusts the temperature from the brain, and the surface temperature of forehead can be quickly reflected. The infrared thermometer acquires the infrared radiation from the forehead part of human body through special infrared sensor receiving probes and can effectively obtain the body temperature through a series of algorithms.

**[0003]** At present, the infrared temperature guns on the market all use a single temperature sensor, and only one temperature value can be measured at a time. Due to the error of the infrared temperature gun itself, the temperature value at a time cannot accurately reflect the temperature condition at that time. In order to obtain an accurate temperature value, it is generally required to measure the temperature at the same place several times and then select a valid value, which bringing trouble and difficulty to the temperature measurement and making it inconvenient to operate. For the infrared temperature gun with a single sensor, the acquisition area is small and standardized operation is required. The difference in forehead temperature distribution among different objects cannot be eliminated, which affects the accuracy of measurement. At the same time, it can not effectively judge when various conditions such as abnormality of measurement area, incorrect measurement position or improper measurement distance occur, resulting in inaccurate measurement data and the whole device is out of use. From a medical point of view, if the real body temperature is not detected in real time for patients with high fever, it may delay the best treatment time and cause serious consequences. Therefore, it is a general trend to improve the accuracy of temperature measurement to promote the products of temperature measuring devices.

### SUMMARY OF INVENTION

**[0004]** In order to solve the problem of accuracy deviation of temperature measurement caused by the small acquisition

area of a single infrared sensor in the existing temperature measuring device; the problem of unable to judge whether there is abnormality in the acquisition area; the problem of unable to eliminate the measurement result difference caused by blood vessel distribution difference in the measurement target position; the problem of unable to identify errors in user measurement position; the problem that a single sensor can not compensate for the temperature deviation; the problem of unable to judge the effective measuring distance and inaccurate temperature measurement, and in order to improve the accuracy of temperature detection. The invention provides a temperature measuring device adopting a plurality of infrared sensors and its method.

**[0005]** The technical scheme of the invention is: A temperature measuring device adopting a plurality of infrared sensors, which consists of a housing, a main control circuit board unit set in the housing, a power supply unit and an infrared sensor set at the head of the housing, wherein the main control circuit board unit is a main control circuit board, and a main control Microcontroller Unit, a signal acquisition circuit, a display screen, a power supply and a control key integrated in the main control circuit board, characterized in that the infrared sensors arranged at the head of the housing include at least two infrared sensors, and all the infrared sensors are connected to a signal acquisition circuit.

**[0006]** All the infrared sensors mentioned are arranged side by side in parallel with the head of the housing; or partial infrared sensors and the rest of the infrared sensors are obliquely arranged, and the front ends of the two parts of infrared sensors form an included angle.

**[0007]** The front end of the infrared sensors mentioned is respectively provided with different types of filters to respectively acquire infrared signals in different wave bands

**[0008]** The technical scheme discloses the temperature measuring method of a temperature measuring device adopting a plurality of infrared sensors, characterized in that the infrared sensors start to work through a signal acquisition circuit to respectively acquire the temperatures T1, T2 . . . Tn, which are then calculated and analyzed through the main control Microcontroller Unit, and main control Microcontroller Unit operation temperature value includes the following operations

$$\text{Target temperature: } T_{\text{target}} = (T1 + T2 + \dots + Tn) / n$$

**[0009]** The problem of uneven distribution of target temperature is eliminated by expanding the acquisition area through a plurality of sensors, and a more accurate target temperature value is obtained.

$$\text{Target temperature: } T_{\text{tag}} = \text{MAX}(T1: T2: \dots : Tn)$$

Max is a function to take the maximum value

**[0010]** This formula is to identify the region contains blood vessels by the algorithm after acquiring a plurality of areas through a plurality of sensors, set the blood vessel region as the human body temperature, filter out other regions, and get a more accurate target temperature value.

Standard Deviation of Sample Temperature Value:

**[0011]**

$$\Delta T = \sqrt{\frac{(T2 - T1)^2 + (T3 - T1)^2 + \dots + (Tn - T1)^2}{n - 1}}$$

**[0012]** The formula is to calculate the standard deviation by Microcontroller Unit after acquiring a plurality of areas through a plurality of sensors, and the main control Microcontroller Unit sets a threshold value  $T_{threshold\ value}$ , when the calculated standard deviation of temperature  $\Delta T > T_{threshold\ value}$ , it can be judged that there is an abnormality in the target measuring area or in the user measurement area, and the temperature measuring device sends out an error alarm prompt.

**[0013]** The temperature measuring method of a temperature measuring device adopting a plurality of infrared sensors, including matching different filters to infrared sensors, the main control Microcontroller Unit sets the weight values  $K_1, K_2 \dots K_n$  corresponding to different types of filters, and carries out weight calculation corresponding to the temperature values  $T_1, T_2 \dots T_n$  measured by a plurality of infrared sensors, including the following operation:

$$Target\ temperature\ T_{tag} = K_1 * T_1 + K_2 * T_2 + \dots + K_n * T_n$$

**[0014]** Through the above operation of target temperature  $T_{tag}$ , different filters are used for the same area acquired by a plurality of infrared sensors, and a plurality of infrared sensors receive signals in different wavebands and then perform mutual compensation operation. At the same time, filters and algorithms can be used to filter externally connected interference infrared signals and improve the accuracy of temperature measurement.

**[0015]** The temperature measuring method of a temperature measuring device adopting a plurality of infrared sensors also includes that a plurality of infrared sensors are used for temperature measurement to realize fixed distance measurement, so as to prevent users from far measurement and realize alarm prompt for far measurement. A plurality of infrared sensors are divided into two parts, partial infrared sensors and the other part of the infrared sensors are obliquely arranged, and the front ends of the two parts of infrared sensors form an included angle and form different temperature acquisition angles, while one part of which uses a small angle of about 30 degrees for temperature measurement and the other part uses a large angle of about 60 degrees for fixed distance. The main control Microcontroller Unit then performs the following operation:

$$\Delta T = \text{MAX}(|T_2 - T_1|; |T_3 - T_1|; \dots; |T_n - T_1|)$$

**[0016]** Max means to take a large value, the main control Microcontroller Unit sets a threshold value  $T_{threshold\ value}$ , when  $\Delta T > T_{threshold\ value}$ , it can be judged that the measurement distance is too far, and the temperature measuring device sends out an error alarm prompt.

**[0017]** The technical scheme of the invention adopts a plurality of infrared sensors to realize the temperature measuring device, which has the following beneficial effects: two or more infrared sensors enlarge the signal acquisition area, eliminate the problem of uneven distribution of target temperature, and enable the acquired signals to be more accurate; Judging whether there is abnormality in the acquisition area through signal differences of signals received by a plurality of infrared sensors; Through the analysis and compensation of the input signals of a plurality of infrared sensors, the uneven skin temperature caused by the difference of blood vessel distribution in human body can be eliminated, and the blood vessel position temperature can be directly obtained to improve the accuracy of measurement; A plurality of infrared sensors can effectively identify

whether the user is using correctly and improve the effectiveness of measurement; Through a plurality of infrared sensors, different filters are added to acquire infrared signals in different wave bands respectively, and then synthetic analysis of the infrared signals are conducted, at the same time, filters and algorithms can be used to filter externally connected interference infrared signals and improve the accuracy of temperature measurement; A plurality of infrared sensors can effectively identify the distance when the user uses it and improve the effectiveness of measurement.

#### BRIEF DESCRIPTION OF THE DRAWINGS

**[0018]** FIG. 1 is a schematic structural diagram of an embodiment in which two infrared sensors are provided.

**[0019]** FIG. 2 is a working principle block diagram of the utility model.

**[0020]** FIG. 3 is a schematic diagram for the effect of temperature measurement acquisition area of a traditional single infrared sensor.

**[0021]** FIG. 4 is a schematic diagram for parameters of acquisition area of a single infrared sensor.

**[0022]** FIG. 5 is the effect diagram of temperature measurement acquisition area by using two infrared sensors of the utility models.

**[0023]** FIG. 6 is a schematic diagram for the parameters of temperature measurement acquisition area of two infrared sensors.

**[0024]** FIG. 7 is a schematic diagram for the area parameters of temperature measurement acquisition area of two infrared sensors.

**[0025]** FIG. 8 is a schematic diagram for effect of abnormality in temperature measuring area.

**[0026]** FIG. 9 is the effect diagram of temperature measurement in two areas acquired by two infrared sensors.

**[0027]** FIG. 10 is the effect diagram of temperature measurement and interval using two infrared sensors that form an included angle.

**[0028]** FIG. 11 is a schematic diagram for parameters of temperature measurement and interval using two infrared sensors that form an included angle.

#### DETAILED DESCRIPTION OF THE PREFERRED EMBODIMENT

**[0029]** The invention will be further described with reference to the attached diagrams and specific embodiments. The attached diagrams are examples of setting up two infrared sensors to measure the forehead position of a human body, but the following embodiments are not intended to limit the invention to designing only two infrared sensors and measuring positions.

**[0030]** According to attached FIGS. 1-2, a temperature measuring device adopting a plurality of infrared sensors, which consists of a housing, a main control circuit board unit set in the housing, a power supply unit and an infrared sensor set at the head of the housing, wherein the main control circuit board unit is a main control circuit board, and a main control Microcontroller Unit, a signal acquisition circuit, a display screen, a power supply and a control key integrated in the main control circuit board, characterized in that the infrared sensors arranged at the head of the housing include at least two infrared sensors, which are respectively an infrared sensor A and an infrared sensor B as exemplified in

FIG. 1, and both the infrared sensors A and B are connected to a signal acquisition circuit.

**[0031]** The infrared sensors mentioned are arranged side by side in parallel with the head of the housing; or infrared sensors A and B are obliquely arranged, and the front ends of infrared sensors A and B form an included angle.

**[0032]** According to attached FIG. 3, the traditional temperature measuring device using a single infrared sensor usually has an acquisition angle of about 30 degrees and a measurement distance of about 3 cm. FIG. 4 shows that the acquisition area is a circular area with a diameter of about 1.6 cm. FIG. 5 is the schematic diagram of temperature measurement by using two infrared sensors, it can be concluded that the acquisition temperature measurement area is obviously larger than that of a single infrared sensor. Attached FIGS. 6-7 show that the two sensors adopt the same angle and measurement distance, and the acquisition area is expanded to about 1.8 times of that of a single infrared sensor, and the acquisition area is more in line with the forehead shape.

**[0033]** According to the target temperature measurement operation disclosed by the invention, the target temperature includes the following two operations:

$$\text{Target temperature: } T_{\text{target}}=(T1+T2)/2$$

**[0034]** There are some differences in the temperature distribution of forehead of human body. Through this calculation, the difference in temperature distribution can be eliminated and the accuracy of measurement can be improved

$$\text{Target temperature: } T_{\text{tag}}=\text{MAX}(T1:T2)$$

**[0035]** The blood vessel temperature is the closest to temperature of the human body and the epidermis temperature of blood vessel accessories is generally higher than other epidermis temperatures. However, due to the distribution of blood vessels in human head, there will be differences in the positions of blood vessels of different people. When a single sensor is used, it is not possible to judge whether blood vessels are contained, but if a plurality of sensors are used, it is possible to effectively determine which region contains blood vessels, take out the measured maximum value, select the region contains blood vessel positions and set it as the temperature value of human body, thus obtaining a more accurate measurement result.

**[0036]** The measurement method disclosed in the technical scheme can accurately judge the abnormality of the measurement target position, and when various abnormal conditions such as redness, inflammation, foreign matters (such as water, sweat, cosmetics, etc.) appear on human skin, the skin problem in the abnormal area is obviously higher or lower than the skin temperature in normal area. Or there may be other barriers, as shown in FIG. 8, there may be abnormality of hair barriers at the measurement position. According to attached FIG. 9, the two infrared sensors are adopted, and acquisition areas can be divided into acquisition area A and acquisition area B, and the acquired temperatures are T1 and T2 respectively, by calculating the standard deviation of sampling values of the infrared sensors.

$$\Delta T=\sqrt{(T2-T1)^2}$$

**[0037]** When the calculated standard deviation of temperature  $\Delta T > T_{\text{threshold value}}$ , it can be judged that there is an

abnormality in the target area, and the temperature measuring device sends out an error alarm prompt.

**[0038]** The front ends of the infrared sensor A and the infrared sensor B are respectively provided with different types of filters. The lower receiving limit of infrared sensor A is infrared radiation wavelength of 5-10  $\mu\text{m}$ , while the upper receiving limit of infrared sensor B is infrared radiation wavelength of 10-15  $\mu\text{m}$ .

**[0039]** The two sensors acquire the same area, but with different filters, the two sensors receive signals in different wave bands and then perform mutual compensation operation to improve the accuracy of measurement. The wavelength of human infrared radiation is about 10  $\mu\text{m}$ . According to human infrared distribution characteristics, different weights K1 and K2 are given, and then the final target temperature is calculated through the following formula.

$$\text{Target temperature } T_{\text{tag}}=K1*T1+K2*T2$$

**[0040]** According to attached FIG. 10, attached FIG. 11 is the interval measurement using two infrared sensors. Infrared sensors A and B are obliquely arranged, and the front ends of infrared sensors A and B form an included angle.

**[0041]** The effective temperature measurement area on the forehead of a normal person is a circle with a diameter of about 4 cm, and measurement beyond this range will lead to inaccurate temperature measurement. According to attached FIG. 10 and FIG. 11, the infrared sensor A and infrared sensor B are designed with different acquisition angles, wherein the optical path of infrared sensor A is designed to have a small angle of about 30 degrees, mainly used for temperature measurement, and the acquisition optical angle of another infrared sensor B is designed to have a large angle of about 60 degrees, mainly used for distance. As can be seen from FIG. 11, when the measuring distance is about 3 cm, the largest acquisition area of the two is a circle with a diameter of about 3.46 cm, which is within the acceptable range; However, when the measuring distance is about 6 cm, the acquisition range of the infrared sensor for temperature measurement is a circle with a diameter of about 3.22 cm and can measure the temperature normally, but the acquisition diameter of the infrared sensor for distance becomes 6.93 cm and can not measure the temperature correctly,  $\Delta T = \text{MAX}(T2-T1)$ , when  $\Delta T > T_{\text{threshold}}$ , we judge that the measuring distance is too far, then the temperature measuring device sends out an error alarm prompt, thus adjusting the measuring distance.

**[0042]** The above embodiments of the invention are merely examples for clearly illustrating the invention and are not intended to limit the embodiments of the invention. However, obvious changes or variations which are derived from the essential spirit of the invention still belong to the protection scope of the invention.

1. A temperature measuring device adopting a plurality of infrared sensors, which consists of a housing, a main control circuit board unit set in the housing, a power supply unit and an infrared sensor set at the head of the housing, wherein the main control circuit board unit is a main control circuit board, and a main control Microcontroller Unit, a signal acquisition circuit, a display screen, a power supply and a control key integrated in the main control circuit board, characterized in that the infrared sensors arranged at the head of the housing include at least two infrared sensors, all the infrared sensors are connected to a signal acquisition circuit, and effectively identify the abnormality of tempera-

ture measurement area, abnormality of temperature measurement distance and accurate target temperature output through the calculation and analysis of the main control Microcontroller Unit.

2. A temperature measuring device adopting a plurality of infrared sensors as defined in claim 1, characterized in that all the infrared sensors are arranged side by side in parallel with the head of the housing; or partial infrared sensors and the rest of the infrared sensors are obliquely arranged, and the front ends of the two parts of infrared sensors form an included angle.

3. A temperature measuring device adopting a plurality of infrared sensors as defined in claim 1, characterized in that the front end of the infrared sensor is respectively provided with different types of filters to respectively acquire infrared signals in different wave bands.

4. The temperature measuring method of a temperature measuring device adopting a plurality of infrared sensors as defined in claim 1, characterized in that the acquisition area is expanded by a plurality of infrared sensors, the infrared sensors start to work through a signal acquisition circuit to respectively acquire the temperatures T1, T2 . . . Tn, which are then averaged through the main control Microcontroller Unit:

$$\text{Target temperature: } T_{\text{target}} = (T1 + T2 + \dots + Tn) / n$$

Eliminate uneven distribution of measurement target temperature and improve the accuracy of measurement.

5. The temperature measuring method of a temperature measuring device adopting a plurality of infrared sensors as defined in claim 1, characterized in that a plurality of areas are acquired by a plurality of infrared sensors, the infrared sensors start to work through a signal acquisition circuit to respectively acquire the temperatures T1, T2 . . . Tn, which are then analyzed through the main control Microcontroller Unit and the maximum value is obtained:

$$\text{Target temperature: } T_{\text{tag}} = \text{MAX}(T1 : T2 : \dots : Tn)$$

It can effectively identify the region where blood vessels are located, eliminate uneven temperature distribution caused by the difference of blood vessel distribution in human body, and improve the accuracy of measurement.

6. The temperature measuring method of a temperature measuring device adopting a plurality of infrared sensors as defined in claim 1, characterized in that the infrared sensors equipped with different filters are adopted to acquire the target area, the main control Microcontroller Unit sets the weight values K1, K2 . . . Kn corresponding to different types of filters, and carries out weight calculation corre-

sponding to the temperature values T1, T2 . . . Tn measured by a plurality of infrared sensors, including the following operations:

$$\text{Target temperature } T_{\text{tag}} = K1 * T1 + K2 * T2 + \dots + Kn * Tn$$

A plurality of infrared sensors receive infrared signals of different wave bands and then perform mutual compensation operations. At the same time, external interference signals are filtered through the cooperation of filters and algorithms to improve the accuracy of temperature measurement.

7. The temperature measuring method of a temperature measuring device adopting a plurality of infrared sensors as defined in claim 1, characterized in that a plurality of area temperatures are acquired by a plurality of infrared sensors, the infrared sensors start to work through a signal acquisition circuit to respectively acquire the temperatures T1, T2 . . . Tn, which are then subject to standard deviation calculation through the main control Microcontroller Unit:

$$\Delta T = \sqrt{\frac{(T2 - T1)^2 + (T3 - T1)^2 + \dots + (Tn - T1)^2}{n - 1}}$$

The main control Microcontroller Unit sets a threshold value  $T_{\text{threshold value}}$ , when  $\Delta T > T_{\text{threshold value}}$ , it can effectively judge whether the user's target area is abnormal or the user's measurement position is wrong, thus improving the effectiveness of measurement.

8. The temperature measuring method of a temperature measuring device adopting a plurality of infrared sensors as defined in claim 2, characterized in that a plurality of infrared sensors are used for temperature measurement to realize fixed distance measurement, so as to prevent users from far measurement and realize alarm prompt for far measurement. A plurality of infrared sensors are divided into two parts, one part of which uses a small angle of about 30 degrees for temperature measurement and the other part uses a large angle of about 60 degrees for fixed distance. The main control Microcontroller Unit acquires the measured values of the infrared sensors through a signal acquisition circuit, and acquires the temperatures T1, T2 . . . Tn respectively, and then performs the following processing:

$$\Delta T = \text{MAX}((T2 - T1) : (T3 - T1) : \dots : (Tn - T1))$$

Max means to take a large value, the main control Microcontroller unit sets a threshold value  $T_{\text{threshold value}}$ , when  $\Delta T > T_{\text{threshold value}}$ , it can be judged that the measurement distance is too far, and the temperature measuring device sends out an error alarm prompt.

\* \* \* \* \*

专利名称(译)	采用多个红外传感器的温度测量装置及其方法		
公开(公告)号	<a href="#">US20190212214A1</a>	公开(公告)日	2019-07-11
申请号	US16/242819	申请日	2019-01-08
[标]申请(专利权)人(译)	梁曹		
[标]发明人	LIANG CAO		
发明人	LIANG, CAO		
IPC分类号	G01K13/00 A61B5/01 A61B5/00		
CPC分类号	G01K13/004 A61B5/01 A61B5/0075 A61B5/6844 A61B2562/0271 A61B2562/04 A61B5/015 A61B5/0059 G01J5/0025 G01J5/026 G01J5/0275 G01J5/0862 G01J5/089		
优先权	201810014007.7 2018-01-08 CN		
外部链接	<a href="#">Espacenet</a> <a href="#">USPTO</a>		

摘要(译)

本发明公开了一种采用多个红外传感器的温度测量装置及其方法。温度测量装置包括壳体，设置在壳体中的主控制电路板单元，电源单元和设置在壳体头部的红外传感器，其中主控制电路板单元是主控制电路板，主控制微控制器单元，信号采集电路，显示屏，电源和集成在主控制电路板中的控制键。该方法通过红外传感器与单片机组合计算输出准确的目标温度，同时可以有效识别测量区域的异常，用户测量方法的异常等，提高测量结果的有效性。。

