



US010433776B2

(12) **United States Patent**
Al-Ali

(10) **Patent No.:** **US 10,433,776 B2**
(45) **Date of Patent:** ***Oct. 8, 2019**

(54) **LOW POWER PULSE OXIMETER**

5/0205; A61B 5/03; A61B 5/04; A61B
5/0059; A61B 5/08; A61B 5/103; A61B
5/0093; A61B 5/68; A61B 5/145; A61B
5/1455; A61B 5/14551

(71) Applicant: **Masimo Corporation**, Irvine, CA (US)

(72) Inventor: **Ammar Al-Ali**, Tustin, CA (US)

See application file for complete search history.

(73) Assignee: **MASIMO CORPORATION**, Irvine,
CA (US)

(56)

References Cited

U.S. PATENT DOCUMENTS

4,907,183 A * 3/1990 Tanaka G06F 1/30
365/229

4,960,128 A 10/1990 Gordon et al.

4,964,408 A 10/1990 Hink et al.

(Continued)

(*) Notice: Subject to any disclaimer, the term of this
patent is extended or adjusted under 35
U.S.C. 154(b) by 0 days.

This patent is subject to a terminal dis-
claimer.

(21) Appl. No.: **16/174,144**

FOREIGN PATENT DOCUMENTS

(22) Filed: **Oct. 29, 2018**

EP 0 872 210 A1 10/1998
WO WO 99/63883 12/1999

(65) **Prior Publication Data**

US 2019/0069814 A1 Mar. 7, 2019

OTHER PUBLICATIONS

US 8,845,543 B2, 09/2014, Diab et al. (withdrawn)

(Continued)

Related U.S. Application Data

(63) Continuation of application No. 15/820,082, filed on
Nov. 21, 2017, which is a continuation of application
No. 13/908,957, filed on Jun. 3, 2013, now Pat. No.
9,848,806, which is a continuation of application No.
11/939,519, filed on Nov. 13, 2007, now Pat. No.
8,457,703, which is a continuation of application No.
10/785,573, filed on Feb. 24, 2004, now Pat. No.
7,295,866, which is a continuation of application No.
(Continued)

Primary Examiner — Eric F Winakur

Assistant Examiner — Chu Chuan Liu

(74) *Attorney, Agent, or Firm* — Knobbe, Martens, Olson
& Bear, LLP

(57)

ABSTRACT

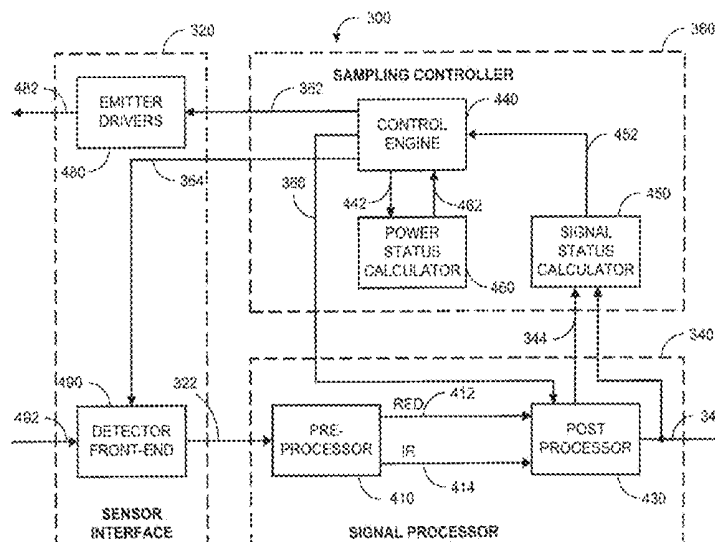
A pulse oximeter may reduce power consumption in the
absence of overriding conditions. Various sampling mecha-
nisms may be used individually or in combination. Various
parameters may be monitored to trigger or override a
reduced power consumption state. In this manner, a pulse
oximeter can lower power consumption without sacrificing
performance during, for example, high noise conditions or
oxygen desaturations.

(51) **Int. Cl.**
A61B 5/1455 (2006.01)

(52) **U.S. Cl.**
CPC **A61B 5/1455** (2013.01); **A61B 5/14551**
(2013.01); **A61B 2560/0209** (2013.01)

(58) **Field of Classification Search**
CPC .. A61B 5/00; A61B 5/02; A61B 5/021; A61B

16 Claims, 11 Drawing Sheets



Related U.S. Application Data

10/184,028, filed on Jun. 26, 2002, now Pat. No. 6,697,658.

- (60) Provisional application No. 60/302,564, filed on Jul. 2, 2001.

(56) References Cited

U.S. PATENT DOCUMENTS

5,041,187 A	8/1991	Hink et al.	6,027,452 A	2/2000	Flaherty et al.
5,069,213 A	12/1991	Polczynski	6,036,642 A	3/2000	Diab et al.
5,069,214 A *	12/1991	Samaras A61B 5/14551	6,045,509 A	4/2000	Caro et al.
		600/323	6,067,462 A	5/2000	Diab et al.
5,163,438 A	11/1992	Gordon et al.	6,081,735 A	6/2000	Diab et al.
5,238,001 A *	8/1993	Gallant A61B 5/0205	6,088,607 A	7/2000	Diab et al.
		600/513	6,110,522 A	8/2000	Lepper, Jr. et al.
5,279,298 A *	1/1994	Flower A61B 3/1241	6,115,622 A	9/2000	Minoz
		351/206	6,124,597 A	9/2000	Shehada
5,319,355 A	6/1994	Russek	6,128,521 A	10/2000	Marro et al.
5,337,744 A	8/1994	Branigan	6,129,675 A	10/2000	Jay
5,341,805 A	8/1994	Stavridi et al.	6,144,868 A	11/2000	Parker
D353,195 S	12/1994	Savage et al.	6,151,516 A	11/2000	Kiani-Azarbayjany et al.
D353,196 S	12/1994	Savage et al.	6,152,754 A	11/2000	Gerhardt et al.
5,377,676 A	1/1995	Vari et al.	6,157,850 A	12/2000	Diab et al.
D359,546 S	6/1995	Savage et al.	6,165,005 A	12/2000	Mills et al.
5,431,170 A	7/1995	Mathews	6,184,521 B1	2/2001	Coffin, IV et al.
D361,840 S	8/1995	Savage et al.	6,206,830 B1	3/2001	Diab et al.
D362,063 S	9/1995	Savage et al.	6,229,856 B1	5/2001	Diab et al.
5,452,717 A	9/1995	Branigan et al.	6,232,609 B1	5/2001	Snyder et al.
D363,120 S	10/1995	Savage et al.	6,236,872 B1	5/2001	Diab et al.
5,456,252 A	10/1995	Vari et al.	6,241,683 B1	6/2001	Macklem et al.
5,479,934 A	1/1996	Imran	6,253,097 B1	6/2001	Aronow et al.
5,482,036 A	1/1996	Diab et al.	6,256,523 B1	7/2001	Diab et al.
5,490,505 A	2/1996	Diab et al.	6,263,222 B1	7/2001	Diab et al.
5,490,523 A	2/1996	Isaacson et al.	6,270,460 B1	8/2001	McCartan et al.
5,494,043 A	2/1996	O'Sullivan et al.	6,278,522 B1	8/2001	Lepper, Jr. et al.
5,533,511 A	7/1996	Kaspari et al.	6,280,213 B1	8/2001	Tobler et al.
5,534,851 A	7/1996	Russek	6,285,896 B1	9/2001	Tobler et al.
5,561,275 A	10/1996	Savage et al.	6,301,493 B1	10/2001	Marro et al.
5,562,002 A	10/1996	Lalin	6,308,089 B1	10/2001	von der Ruhr et al.
5,590,649 A	1/1997	Caro et al.	6,317,627 B1	11/2001	Ennen et al.
5,602,924 A	2/1997	Durand et al.	6,321,100 B1	11/2001	Parker
5,619,992 A	4/1997	Guthrie et al.	6,325,761 B1	12/2001	Jay
5,632,272 A	5/1997	Diab et al.	6,334,065 B1	12/2001	Al-Ali et al.
5,638,816 A	6/1997	Kiani-Azarbayjany et al.	6,343,224 B1	1/2002	Parker
5,638,818 A	6/1997	Diab et al.	6,349,228 B1	2/2002	Kiani et al.
5,645,440 A	7/1997	Tobler et al.	6,360,114 B1	3/2002	Diab et al.
5,685,299 A	11/1997	Diab et al.	6,368,283 B1	4/2002	Xu et al.
D393,830 S	4/1998	Tobler et al.	6,371,921 B1	4/2002	Caro et al.
5,743,262 A	4/1998	Lepper, Jr. et al.	6,377,829 B1	4/2002	Al-Ali
5,746,694 A	5/1998	Wilk et al.	6,388,240 B2	5/2002	Schulz et al.
5,758,644 A	6/1998	Diab et al.	6,396,137 B1	5/2002	Klughart
5,760,910 A	6/1998	Lepper, Jr. et al.	6,397,091 B2	5/2002	Diab et al.
5,769,785 A	6/1998	Diab et al.	6,402,690 B1 *	6/2002	Rhee A61B 5/0002
5,782,757 A	7/1998	Diab et al.			600/300
5,785,659 A	7/1998	Caro et al.	6,430,437 B1	8/2002	Marro
5,791,347 A	8/1998	Flaherty et al.	6,430,525 B1	8/2002	Weber et al.
5,797,841 A	8/1998	Delonzor et al.	6,463,311 B1	10/2002	Diab
5,810,734 A	9/1998	Caro et al.	6,470,199 B1	10/2002	Kopotic et al.
5,823,950 A	10/1998	Diab et al.	6,501,975 B2	12/2002	Diab et al.
5,827,969 A	10/1998	Lee et al.	6,505,059 B1	1/2003	Kollias et al.
5,830,131 A	11/1998	Caro et al.	6,515,273 B2	2/2003	Al-Ali
5,833,618 A	11/1998	Caro et al.	6,519,487 B1	2/2003	Parker
5,860,919 A	1/1999	Kiani-Azarbayjany et al.	6,525,386 B1	2/2003	Mills et al.
5,890,929 A	4/1999	Mills et al.	6,526,300 B1	2/2003	Kiani et al.
5,904,654 A	5/1999	Wohltmann et al.	6,527,729 B1	3/2003	Turcott
5,919,134 A	7/1999	Diab	6,541,756 B2	4/2003	Schulz et al.
5,924,979 A	7/1999	Swedlow et al.	6,542,764 B1	4/2003	Al-Ali et al.
5,934,925 A	8/1999	Tobler et al.	6,580,086 B1	6/2003	Schulz et al.
5,940,182 A	8/1999	Lepper, Jr. et al.	6,584,336 B1	6/2003	Ali et al.
5,987,343 A	11/1999	Kinast	6,595,316 B2	7/2003	Cybulski et al.
5,995,855 A	11/1999	Kiani et al.	6,597,932 B2	7/2003	Tian et al.
5,997,343 A	12/1999	Mills et al.	6,597,933 B2	7/2003	Kiani et al.
6,002,952 A	12/1999	Diab et al.	6,606,511 B1	8/2003	Ali et al.
6,011,986 A	1/2000	Diab et al.	6,632,181 B2	10/2003	Flaherty et al.
			6,639,668 B1	10/2003	Trepagnier
			6,640,116 B2	10/2003	Diab
			6,643,530 B2	11/2003	Diab et al.
			6,650,917 B2	11/2003	Diab et al.
			6,654,624 B2	11/2003	Diab et al.
			6,658,276 B2	12/2003	Kiani et al.
			6,661,161 B1	12/2003	Lanzo et al.
			6,671,531 B2	12/2003	Al-Ali et al.
			6,678,543 B2	1/2004	Diab et al.
			6,684,090 B2	1/2004	Ali et al.
			6,684,091 B2	1/2004	Parker
			6,697,656 B1	2/2004	Al-Ali
			6,697,657 B1	2/2004	Shehada et al.

(56)

References Cited

U.S. PATENT DOCUMENTS

6,697,658 B2	2/2004	Al-Ali	7,295,866 B2	11/2007	Al-Ali
RE38,476 E	3/2004	Diab et al.	7,328,053 B1	2/2008	Diab et al.
6,699,194 B1	3/2004	Diab et al.	7,332,784 B2	2/2008	Mills et al.
6,714,804 B2	3/2004	Al-Ali et al.	7,340,287 B2	3/2008	Mason et al.
RE38,492 E	4/2004	Diab et al.	7,341,559 B2	3/2008	Schulz et al.
6,721,582 B2	4/2004	Trepagnier et al.	7,343,186 B2	3/2008	Lamego et al.
6,721,585 B1	4/2004	Parker	D566,282 S	4/2008	Al-Ali et al.
6,725,075 B2	4/2004	Al-Ali	7,355,512 B1	4/2008	Al-Ali
6,728,560 B2	4/2004	Kollias et al.	7,356,365 B2	4/2008	Schurman
6,735,459 B2	5/2004	Parker	7,371,981 B2	5/2008	Abdul-Hafiz
6,745,060 B2	6/2004	Diab et al.	7,373,193 B2	5/2008	Al-Ali et al.
6,760,607 B2	7/2004	Al-Ali	7,373,194 B2	5/2008	Weber et al.
6,770,028 B1	8/2004	Ali et al.	7,376,453 B1	5/2008	Diab et al.
6,771,994 B2	8/2004	Kiani et al.	7,377,794 B2	5/2008	Al Ali et al.
6,792,300 B1	9/2004	Diab et al.	7,377,899 B2	5/2008	Weber et al.
6,813,511 B2	11/2004	Diab et al.	7,383,070 B2	6/2008	Diab et al.
6,816,741 B2	11/2004	Diab	7,415,297 B2	8/2008	Al-Ali et al.
6,822,564 B2	11/2004	Al-Ali	7,428,432 B2	9/2008	Ali et al.
6,826,419 B2	11/2004	Diab et al.	7,438,683 B2	10/2008	Al-Ali et al.
6,830,711 B2	12/2004	Mills et al.	7,440,787 B2	10/2008	Diab
6,850,787 B2	2/2005	Weber et al.	7,454,240 B2	11/2008	Diab et al.
6,850,788 B2	2/2005	Al-Ali	7,467,002 B2	12/2008	Weber et al.
6,852,083 B2	2/2005	Caro et al.	7,469,157 B2	12/2008	Diab et al.
6,861,639 B2	3/2005	Al-Ali	7,471,969 B2	12/2008	Diab et al.
6,898,452 B2	5/2005	Al-Ali et al.	7,471,971 B2	12/2008	Diab et al.
6,920,345 B2	7/2005	Al-Ali et al.	7,483,729 B2	1/2009	Al-Ali et al.
6,931,268 B1	8/2005	Kiani-Azarbayjany et al.	7,483,730 B2	1/2009	Diab et al.
6,934,570 B2	8/2005	Kiani et al.	7,489,958 B2	2/2009	Diab et al.
6,939,305 B2	9/2005	Flaherty et al.	7,496,391 B2	2/2009	Diab et al.
6,943,348 B1	9/2005	Coffin, IV	7,496,393 B2	2/2009	Diab et al.
6,950,687 B2	9/2005	Al-Ali	D587,657 S	3/2009	Al-Ali et al.
6,961,598 B2	11/2005	Diab	7,499,741 B2	3/2009	Diab et al.
6,970,792 B1	11/2005	Diab	7,499,835 B2	3/2009	Weber et al.
6,979,812 B2	12/2005	Al-Ali	7,500,950 B2	3/2009	Al-Ali et al.
6,985,764 B2	1/2006	Mason et al.	7,509,154 B2	3/2009	Diab et al.
6,993,371 B2	1/2006	Kiani et al.	7,509,494 B2	3/2009	Al-Ali
6,996,427 B2	2/2006	Ali et al.	7,510,849 B2	3/2009	Schurman et al.
6,999,904 B2	2/2006	Weber et al.	7,526,328 B2	4/2009	Diab et al.
7,003,338 B2	2/2006	Weber et al.	7,530,942 B1	5/2009	Diab
7,003,339 B2	2/2006	Diab et al.	7,530,949 B2	5/2009	Al Ali et al.
7,015,451 B2	3/2006	Dalke et al.	7,530,955 B2	5/2009	Diab et al.
7,024,233 B2	4/2006	Ali et al.	7,563,110 B2	7/2009	Al-Ali et al.
7,027,849 B2	4/2006	Al-Ali	7,596,398 B2	9/2009	Al-Ali et al.
7,030,749 B2	4/2006	Al-Ali	7,618,375 B2	11/2009	Flaherty
7,039,449 B2	5/2006	Al-Ali	D606,659 S	12/2009	Kiani et al.
7,041,060 B2	5/2006	Flaherty et al.	7,647,083 B2	1/2010	Al-Ali et al.
7,044,918 B2	5/2006	Diab	D609,193 S	2/2010	Al-Ali et al.
7,048,687 B1	5/2006	Reuss et al.	D614,305 S	4/2010	Al-Ali et al.
7,067,893 B2	6/2006	Mills et al.	RE41,317 E	5/2010	Parker
7,096,052 B2	8/2006	Mason et al.	7,729,733 B2	6/2010	Al-Ali et al.
7,096,054 B2	8/2006	Abdul-Hafiz et al.	7,734,320 B2	6/2010	Al-Ali
7,132,641 B2	11/2006	Schulz et al.	7,761,127 B2	7/2010	Al-Ali et al.
7,142,901 B2	11/2006	Kiani et al.	7,761,128 B2	7/2010	Al-Ali et al.
7,149,561 B2	12/2006	Diab	7,764,982 B2	7/2010	Dalke et al.
7,186,966 B2	3/2007	Al-Ali	D621,516 S	8/2010	Kiani et al.
7,190,261 B2	3/2007	Al-Ali	7,791,155 B2	9/2010	Diab
7,190,986 B1	3/2007	Hannula et al.	7,801,581 B2	9/2010	Diab
7,215,984 B2	5/2007	Diab	7,822,452 B2	10/2010	Schurman et al.
7,215,986 B2	5/2007	Diab	RE41,912 E	11/2010	Parker
7,221,971 B2	5/2007	Diab	7,844,313 B2	11/2010	Kiani et al.
7,225,006 B2	5/2007	Al-Ali et al.	7,844,314 B2	11/2010	Al-Ali
7,225,007 B2	5/2007	Al-Ali	7,844,315 B2	11/2010	Al-Ali
RE39,672 E	6/2007	Shehada et al.	7,865,222 B2	1/2011	Weber et al.
7,239,905 B2	7/2007	Kiani-Azarbayjany et al.	7,873,497 B2	1/2011	Weber et al.
7,245,953 B1	7/2007	Parker	7,880,606 B2	2/2011	Al-Ali
7,254,429 B2	8/2007	Schurman et al.	7,880,626 B2	2/2011	Al-Ali et al.
7,254,431 B2	8/2007	Al-Ali	7,891,355 B2	2/2011	Al-Ali et al.
7,254,433 B2	8/2007	Diab et al.	7,894,868 B2	2/2011	Al-Ali et al.
7,254,434 B2	8/2007	Schulz et al.	7,899,507 B2	3/2011	Al-Ali et al.
7,272,425 B2	9/2007	Al-Ali	7,899,518 B2	3/2011	Trepagnier et al.
7,274,955 B2	9/2007	Kiani et al.	7,904,132 B2	3/2011	Weber et al.
D554,263 S	10/2007	Al-Ali	7,909,772 B2	3/2011	Popov et al.
7,280,858 B2	10/2007	Al-Ali et al.	7,910,875 B2	3/2011	Al-Ali
7,289,835 B2	10/2007	Mansfield et al.	7,919,713 B2	4/2011	Al-Ali et al.
7,292,883 B2	11/2007	De Felice et al.	7,937,128 B2	5/2011	Al-Ali
			7,937,129 B2	5/2011	Mason et al.
			7,937,130 B2	5/2011	Diab et al.
			7,941,199 B2	5/2011	Kiani
			7,951,086 B2	5/2011	Flaherty et al.

(56)

References Cited

U.S. PATENT DOCUMENTS

7,957,780	B2	6/2011	Lamego et al.	8,457,703	B2	6/2013	Al-Ali
7,962,188	B2	6/2011	Kiani et al.	8,457,707	B2	6/2013	Kiani
7,962,190	B1	6/2011	Diab et al.	8,463,349	B2	6/2013	Diab et al.
7,976,472	B2	7/2011	Kiani	8,466,286	B2	6/2013	Bellot et al.
7,988,637	B2	8/2011	Diab	8,471,713	B2	6/2013	Poeze et al.
7,990,382	B2	8/2011	Kiani	8,473,020	B2	6/2013	Kiani et al.
7,991,446	B2	8/2011	Ali et al.	8,483,787	B2	7/2013	Al-Ali et al.
8,000,761	B2	8/2011	Al-Ali	8,489,364	B2	7/2013	Weber et al.
8,008,088	B2	8/2011	Bellott et al.	8,498,684	B2	7/2013	Weber et al.
RE42,753	E	9/2011	Kiani-Azarbayjany et al.	8,504,128	B2	8/2013	Blank et al.
8,019,400	B2	9/2011	Diab et al.	8,509,867	B2	8/2013	Workman et al.
8,028,701	B2	10/2011	Al-Ali et al.	8,515,509	B2	8/2013	Bruinsma et al.
8,029,765	B2	10/2011	Bellott et al.	8,523,781	B2	9/2013	Al-Ali
8,036,727	B2	10/2011	Schurman et al.	8,529,301	B2	9/2013	Al-Ali et al.
8,036,728	B2	10/2011	Diab et al.	8,532,727	B2	9/2013	Ali et al.
8,046,040	B2	10/2011	Ali et al.	8,532,728	B2	9/2013	Diab et al.
8,046,041	B2	10/2011	Diab et al.	D692,145	S	10/2013	Al-Ali et al.
8,046,042	B2	10/2011	Diab et al.	8,547,209	B2	10/2013	Kiani et al.
8,048,040	B2	11/2011	Kiani	8,548,548	B2	10/2013	Al-Ali
8,050,728	B2	11/2011	Al-Ali et al.	8,548,549	B2	10/2013	Schurman et al.
RE43,169	E	2/2012	Parker	8,548,550	B2	10/2013	Al-Ali et al.
8,118,620	B2	2/2012	Al-Ali et al.	8,560,032	B2	10/2013	Al-Ali et al.
8,126,528	B2	2/2012	Diab et al.	8,560,034	B1	10/2013	Diab et al.
8,128,572	B2	3/2012	Diab et al.	8,570,167	B2	10/2013	Al-Ali
8,130,105	B2	3/2012	Al-Ali et al.	8,570,503	B2	10/2013	Vo et al.
8,145,287	B2	3/2012	Diab et al.	8,571,617	B2	10/2013	Reichgott et al.
8,150,487	B2	4/2012	Diab et al.	8,571,618	B1	10/2013	Lamego et al.
8,175,672	B2	5/2012	Parker	8,571,619	B2	10/2013	Al-Ali et al.
8,180,420	B2	5/2012	Diab et al.	8,577,431	B2	11/2013	Lamego et al.
8,182,443	B1	5/2012	Kiani	8,581,732	B2	11/2013	Al-Ali et al.
8,185,180	B2	5/2012	Diab et al.	8,584,345	B2	11/2013	Al-Ali et al.
8,190,223	B2	5/2012	Al-Ali et al.	8,588,880	B2	11/2013	Abdul-Hafiz et al.
8,190,227	B2	5/2012	Diab et al.	8,600,467	B2	12/2013	Al-Ali et al.
8,203,438	B2	6/2012	Kiani et al.	8,606,342	B2	12/2013	Diab
8,203,704	B2	6/2012	Merritt et al.	8,626,255	B2	1/2014	Al-Ali et al.
8,204,566	B2	6/2012	Schurman et al.	8,630,691	B2	1/2014	Lamego et al.
8,219,172	B2	7/2012	Schurman et al.	8,634,889	B2	1/2014	Al-Ali et al.
8,224,411	B2	7/2012	Al-Ali et al.	8,641,631	B2	2/2014	Sierra et al.
8,228,181	B2	7/2012	Al-Ali	8,652,060	B2	2/2014	Al-Ali
8,229,533	B2	7/2012	Diab et al.	8,663,107	B2	3/2014	Kiani
8,233,955	B2	7/2012	Al-Ali et al.	8,666,468	B1	3/2014	Al-Ali
8,244,325	B2	8/2012	Al-Ali et al.	8,667,967	B2	3/2014	Al-Ali et al.
8,255,026	B1	8/2012	Al-Ali	8,670,811	B2	3/2014	O'Reilly
8,255,027	B2	8/2012	Al-Ali et al.	8,670,814	B2	3/2014	Diab et al.
8,255,028	B2	8/2012	Al-Ali et al.	8,676,286	B2	3/2014	Weber et al.
8,260,577	B2	9/2012	Weber et al.	8,682,407	B2	3/2014	Al-Ali
8,265,723	B1	9/2012	McHale et al.	RE44,823	E	4/2014	Parker
8,274,360	B2	9/2012	Sampath et al.	RE44,875	E	4/2014	Kiani et al.
8,280,473	B2	10/2012	Al-Ali	8,690,799	B2	4/2014	Telfort et al.
8,301,217	B2	10/2012	Al-Ali et al.	8,700,112	B2	4/2014	Kiani
8,306,596	B2	11/2012	Schurman et al.	8,702,627	B2	4/2014	Telfort et al.
8,310,336	B2	11/2012	Muhsin et al.	8,706,179	B2	4/2014	Parker
8,315,683	B2	11/2012	Al-Ali et al.	8,712,494	B1	4/2014	MacNeish, III et al.
RE43,860	E	12/2012	Parker	8,715,206	B2	5/2014	Telfort et al.
8,337,403	B2	12/2012	Al-Ali et al.	8,718,735	B2	5/2014	Lamego et al.
8,346,330	B2	1/2013	Lamego	8,718,737	B2	5/2014	Diab et al.
8,353,842	B2	1/2013	Al-Ali et al.	8,718,738	B2	5/2014	Blank et al.
8,355,766	B2	1/2013	MacNeish, III et al.	8,720,249	B2	5/2014	Al-Ali
8,359,080	B2	1/2013	Diab et al.	8,721,541	B2	5/2014	Al-Ali et al.
8,364,223	B2	1/2013	Al-Ali et al.	8,721,542	B2	5/2014	Al-Ali et al.
8,364,226	B2	1/2013	Diab et al.	8,723,677	B1	5/2014	Kiani
8,374,665	B2	2/2013	Lamego	8,740,792	B1	6/2014	Kiani et al.
8,385,995	B2	2/2013	Al-Ali et al.	8,754,776	B2	6/2014	Poeze et al.
8,385,996	B2	2/2013	Smith et al.	8,755,535	B2	6/2014	Telfort et al.
8,388,353	B2	3/2013	Kiani	8,755,856	B2	6/2014	Diab et al.
8,399,822	B2	3/2013	Al-Ali	8,755,872	B1	6/2014	Marinow
8,401,602	B2	3/2013	Kiani	8,761,850	B2	6/2014	Lamego
8,405,608	B2	3/2013	Al-Ali et al.	8,764,671	B2	7/2014	Kiani
8,414,499	B2	4/2013	Al-Ali et al.	8,768,423	B2	7/2014	Shakespeare et al.
8,418,524	B2	4/2013	Al-Ali	8,771,204	B2	7/2014	Telfort et al.
8,423,106	B2	4/2013	Lamego et al.	8,777,634	B2	7/2014	Kiani et al.
8,428,967	B2	4/2013	Olsen et al.	8,781,543	B2	7/2014	Diab et al.
8,430,817	B1	4/2013	Al-Ali et al.	8,781,544	B2	7/2014	Al-Ali et al.
8,437,825	B2	5/2013	Dalvi et al.	8,781,549	B2	7/2014	Al-Ali et al.
8,455,290	B2	6/2013	Siskavich	8,788,003	B2	7/2014	Schurman et al.
				8,790,268	B2	7/2014	Al-Ali
				8,801,613	B2	8/2014	Al-Ali et al.
				8,821,397	B2	9/2014	Al-Ali et al.
				8,821,415	B2	9/2014	Al-Ali et al.

(56)

References Cited

U.S. PATENT DOCUMENTS

8,830,449	B1	9/2014	Lamego et al.	9,307,928	B1	4/2016	Al-Ali et al.
8,831,700	B2	9/2014	Schurman et al.	9,323,894	B2	4/2016	Kiani
8,840,549	B2	9/2014	Al-Ali et al.	D755,392	S	5/2016	Hwang et al.
8,847,740	B2	9/2014	Kiani et al.	9,326,712	B1	5/2016	Kiani
8,849,365	B2	9/2014	Smith et al.	9,333,316	B2	5/2016	Kiani
8,852,094	B2	10/2014	Al-Ali et al.	9,339,220	B2	5/2016	Lamego et al.
8,852,994	B2	10/2014	Wojtczuk et al.	9,341,565	B2	5/2016	Lamego et al.
8,868,147	B2	10/2014	Stippick et al.	9,351,673	B2	5/2016	Diab et al.
8,868,150	B2	10/2014	Al-Ali et al.	9,351,675	B2	5/2016	Al-Ali et al.
8,870,792	B2	10/2014	Al-Ali et al.	9,364,181	B2	6/2016	Kiani et al.
8,886,271	B2	11/2014	Kiani et al.	9,368,671	B2	6/2016	Wojtczuk et al.
8,888,539	B2	11/2014	Al-Ali et al.	9,370,325	B2	6/2016	Al-Ali et al.
8,888,708	B2	11/2014	Diab et al.	9,370,326	B2	6/2016	McHale et al.
8,892,180	B2	11/2014	Weber et al.	9,370,335	B2	6/2016	Al-Ali et al.
8,897,847	B2	11/2014	Al-Ali	9,375,185	B2	6/2016	Ali et al.
8,909,310	B2	12/2014	Lamego et al.	9,386,953	B2	7/2016	Al-Ali
8,911,377	B2	12/2014	Al-Ali	9,386,961	B2	7/2016	Al-Ali et al.
8,912,909	B2	12/2014	Al-Ali et al.	9,392,945	B2	7/2016	Al-Ali et al.
8,920,317	B2	12/2014	Al-Ali et al.	9,397,448	B2	7/2016	Al-Ali et al.
8,921,699	B2	12/2014	Al-Ali et al.	9,408,542	B1	8/2016	Kinast et al.
8,922,382	B2	12/2014	Al-Ali et al.	9,436,645	B2	9/2016	Al-Ali et al.
8,929,964	B2	1/2015	Al-Ali et al.	9,445,759	B1	9/2016	Lamego et al.
8,942,777	B2	1/2015	Diab et al.	9,466,919	B2	10/2016	Kiani et al.
8,948,834	B2	2/2015	Diab et al.	9,474,474	B2	10/2016	Lamego et al.
8,948,835	B2	2/2015	Diab	9,480,422	B2	11/2016	Al-Ali
8,965,471	B2	2/2015	Lamego	9,480,435	B2	11/2016	Olsen
8,983,564	B2	3/2015	Al-Ali	9,492,110	B2	11/2016	Al-Ali et al.
8,989,831	B2	3/2015	Al-Ali et al.	9,510,779	B2	12/2016	Poeze et al.
8,996,085	B2	3/2015	Kiani et al.	9,517,024	B2	12/2016	Kiani et al.
8,998,809	B2	4/2015	Kiani	9,532,722	B2	1/2017	Lamego et al.
9,028,429	B2	5/2015	Telfort et al.	9,538,949	B2	1/2017	Al-Ali et al.
9,037,207	B2	5/2015	Al-Ali et al.	9,538,980	B2	1/2017	Telfort et al.
9,060,721	B2	6/2015	Reichgott et al.	9,549,696	B2	1/2017	Lamego et al.
9,066,666	B2	6/2015	Kiani	9,554,737	B2	1/2017	Schurman et al.
9,066,680	B1	6/2015	Al-Ali et al.	9,560,996	B2	2/2017	Kiani
9,072,474	B2	7/2015	Al-Ali et al.	9,560,998	B2	2/2017	Al-Ali et al.
9,078,560	B2	7/2015	Schurman et al.	9,566,019	B2	2/2017	Al-Ali et al.
9,084,569	B2	7/2015	Weber et al.	9,579,039	B2	2/2017	Jansen et al.
9,095,316	B2	8/2015	Welch et al.	9,591,975	B2	3/2017	Dalvi et al.
9,106,038	B2	8/2015	Telfort et al.	9,622,692	B2	4/2017	Lamego et al.
9,107,625	B2	8/2015	Telfort et al.	9,622,693	B2	4/2017	Diab
9,107,626	B2	8/2015	Al-Ali et al.	D788,312	S	5/2017	Al-Ali et al.
9,113,831	B2	8/2015	Al-Ali	9,636,055	B2	5/2017	Al-Ali et al.
9,113,832	B2	8/2015	Al-Ali	9,636,056	B2	5/2017	Al-Ali
9,119,595	B2	9/2015	Lamego	9,649,054	B2	5/2017	Lamego et al.
9,131,881	B2	9/2015	Diab et al.	9,662,052	B2	5/2017	Al-Ali et al.
9,131,882	B2	9/2015	Al-Ali et al.	9,668,679	B2	6/2017	Schurman et al.
9,131,883	B2	9/2015	Al-Ali	9,668,680	B2	6/2017	Bruinsma et al.
9,131,917	B2	9/2015	Telfort et al.	9,668,703	B2	6/2017	Al-Ali
9,138,180	B1	9/2015	Coverston et al.	9,675,286	B2	6/2017	Diab
9,138,182	B2	9/2015	Al-Ali et al.	9,687,160	B2	6/2017	Kiani
9,138,192	B2	9/2015	Weber et al.	9,693,719	B2	7/2017	Al-Ali et al.
9,142,117	B2	9/2015	Muhsin et al.	9,693,737	B2	7/2017	Al-Ali
9,153,112	B1	10/2015	Kiani et al.	9,697,928	B2	7/2017	Al-Ali et al.
9,153,121	B2	10/2015	Kiani et al.	9,717,425	B2	8/2017	Kiani et al.
9,161,696	B2	10/2015	Al-Ali et al.	9,717,458	B2	8/2017	Lamego et al.
9,161,713	B2	10/2015	Al-Ali et al.	9,724,016	B1	8/2017	Al-Ali et al.
9,167,995	B2	10/2015	Lamego et al.	9,724,024	B2	8/2017	Al-Ali
9,176,141	B2	11/2015	Al-Ali et al.	9,724,025	B1	8/2017	Kiani et al.
9,186,102	B2	11/2015	Bruinsma et al.	9,730,640	B2	8/2017	Diab et al.
9,192,312	B2	11/2015	Al-Ali	9,743,887	B2	8/2017	Al-Ali et al.
9,192,329	B2	11/2015	Al-Ali	9,749,232	B2	8/2017	Sampath et al.
9,192,351	B1	11/2015	Telfort et al.	9,750,442	B2	9/2017	Olsen
9,195,385	B2	11/2015	Al-Ali et al.	9,750,443	B2	9/2017	Smith et al.
9,211,072	B2	12/2015	Kiani	9,750,461	B1	9/2017	Telfort
9,211,095	B1	12/2015	Al-Ali	9,775,545	B2	10/2017	Al-Ali et al.
9,218,454	B2	12/2015	Kiani et al.	9,775,546	B2	10/2017	Diab et al.
9,226,696	B2	1/2016	Kiani	9,775,570	B2	10/2017	Al-Ali
9,241,662	B2	1/2016	Al-Ali et al.	9,778,079	B1	10/2017	Al-Ali et al.
9,245,668	B1	1/2016	Vo et al.	9,782,077	B2	10/2017	Lamego et al.
9,259,185	B2	2/2016	Abdul-Hafiz et al.	9,782,110	B2	10/2017	Kiani
9,267,572	B2	2/2016	Barker et al.	9,787,568	B2	10/2017	Lamego et al.
9,277,880	B2	3/2016	Poeze et al.	9,788,735	B2	10/2017	Al-Ali
9,289,167	B2	3/2016	Diab et al.	9,788,768	B2	10/2017	Al-Ali et al.
9,295,421	B2	3/2016	Kiani et al.	9,795,300	B2	10/2017	Al-Ali
				9,795,310	B2	10/2017	Al-Ali
				9,795,358	B2	10/2017	Telfort et al.
				9,795,739	B2	10/2017	Al-Ali et al.
				9,801,556	B2	10/2017	Kiani

(56)

References Cited

U.S. PATENT DOCUMENTS

9,801,588 B2	10/2017	Weber et al.	10,219,706 B2	3/2019	Al-Ali
9,808,188 B1	11/2017	Perea et al.	10,219,746 B2	3/2019	McHale et al.
9,814,418 B2	11/2017	Weber et al.	10,226,187 B2	3/2019	Al-Ali et al.
9,820,691 B2	11/2017	Kiani	10,226,576 B2	3/2019	Kiani
9,833,152 B2	12/2017	Kiani et al.	10,231,657 B2	3/2019	Al-Ali et al.
9,833,180 B2	12/2017	Shakespeare et al.	10,231,670 B2	3/2019	Blank et al.
9,839,379 B2	12/2017	Al-Ali et al.	10,231,676 B2	3/2019	Al-Ali et al.
9,839,381 B1	12/2017	Weber et al.	RE47,353 E	4/2019	Kiani et al.
9,847,002 B2	12/2017	Kiani et al.	10,251,585 B2	4/2019	Al-Ali et al.
9,847,749 B2	12/2017	Kiani et al.	10,251,586 B2	4/2019	Lamego
9,848,800 B1	12/2017	Lee et al.	10,255,994 B2	4/2019	Sampath et al.
9,848,806 B2	12/2017	Al-Ali et al.	10,258,265 B1	4/2019	Poeze et al.
9,848,807 B2	12/2017	Lamego	10,258,266 B1	4/2019	Poeze et al.
9,861,298 B2	1/2018	Eckerbom et al.	2003/0218386 A1	11/2003	Dalke et al.
9,861,304 B2	1/2018	Al-Ali et al.	2005/0234317 A1	10/2005	Kiani
9,861,305 B1	1/2018	Weber et al.	2006/0094943 A1	5/2006	Van Slyke
9,867,578 B2	1/2018	Al-Ali et al.	2006/0161054 A1	7/2006	Reuss et al.
9,872,623 B2	1/2018	Al-Ali	2007/0073121 A1	3/2007	Hoarau et al.
9,876,320 B2	1/2018	Coverston et al.	2007/0282478 A1	12/2007	Al-Ali et al.
9,877,650 B2	1/2018	Muhsin et al.	2009/0247984 A1	10/2009	Lamego et al.
9,877,686 B2	1/2018	Al-Ali et al.	2009/0275813 A1	11/2009	Davis
9,891,079 B2	2/2018	Dalvi	2009/0275844 A1	11/2009	Al-Ali
9,895,107 B2	2/2018	Al-Ali et al.	2010/0004518 A1	1/2010	Vo et al.
9,913,617 B2	3/2018	Al-Ali et al.	2010/0030040 A1	2/2010	Poeze et al.
9,924,893 B2	3/2018	Schurman et al.	2011/0001605 A1	1/2011	Kiani et al.
9,924,897 B1	3/2018	Abdul-Hafiz	2011/0082711 A1	4/2011	Poeze et al.
9,936,917 B2	4/2018	Poeze et al.	2011/0087083 A1	4/2011	Poeze et al.
9,943,269 B2	4/2018	Muhsin et al.	2011/0105854 A1	5/2011	Kiani et al.
9,949,676 B2	4/2018	Al-Ali	2011/0125060 A1	5/2011	Telfort et al.
9,955,937 B2	5/2018	Telfort	2011/0208015 A1	8/2011	Welch et al.
9,965,946 B2	5/2018	Al-Ali	2011/0213212 A1	9/2011	Al-Ali
9,980,667 B2	5/2018	Kiani et al.	2011/0230733 A1	9/2011	Al-Ali
D820,865 S	6/2018	Muhsin et al.	2011/0237911 A1	9/2011	Lamego et al.
9,986,919 B2	6/2018	Lamego et al.	2011/0237969 A1	9/2011	Eckerbom et al.
9,986,952 B2	6/2018	Dalvi et al.	2011/0288383 A1	11/2011	Diab
9,989,560 B2	6/2018	Poeze et al.	2012/0041316 A1	2/2012	Al-Ali et al.
9,993,207 B2	6/2018	Al-Ali et al.	2012/0046557 A1	2/2012	Kiani
10,007,758 B2	6/2018	Al-Ali et al.	2012/0059267 A1	3/2012	Lamego et al.
D822,215 S	7/2018	Al-Ali et al.	2012/0088984 A1	4/2012	Al-Ali et al.
D822,216 S	7/2018	Barker et al.	2012/0165629 A1	6/2012	Merritt et al.
10,010,276 B2	7/2018	Al-Ali et al.	2012/0179006 A1	7/2012	Jansen et al.
10,032,002 B2	7/2018	Kiani et al.	2012/0209082 A1	8/2012	Al-Ali
10,039,482 B2	8/2018	Al-Ali et al.	2012/0209084 A1	8/2012	Olsen et al.
10,052,037 B2	8/2018	Kinast et al.	2012/0227739 A1	9/2012	Kiani
10,058,275 B2	8/2018	Al-Ali et al.	2012/0283524 A1	11/2012	Kiani et al.
10,064,562 B2	9/2018	Al-Ali	2012/0296178 A1	11/2012	Lamego et al.
10,086,138 B1	10/2018	Novak, Jr.	2012/0319816 A1	12/2012	Al-Ali
10,092,200 B2	10/2018	Al-Ali et al.	2012/0330112 A1	12/2012	Lamego et al.
10,092,249 B2	10/2018	Kiani et al.	2013/0023775 A1	1/2013	Lamego et al.
10,098,550 B2	10/2018	Al-Ali et al.	2013/0041591 A1	2/2013	Lamego
10,098,591 B2	10/2018	Al-Ali et al.	2013/0045685 A1	2/2013	Kiani
10,098,610 B2	10/2018	Al-Ali et al.	2013/0046204 A1	2/2013	Lamego et al.
D833,624 S	11/2018	DeJong et al.	2013/0060147 A1	3/2013	Welch et al.
10,123,726 B2	11/2018	Al-Ali et al.	2013/0096405 A1	4/2013	Garfio
10,130,289 B2	11/2018	Al-Ali et al.	2013/0096936 A1	4/2013	Sampath et al.
10,130,291 B2	11/2018	Schurman et al.	2013/0190581 A1	7/2013	Al-Ali et al.
D835,282 S	12/2018	Barker et al.	2013/0197328 A1	8/2013	Diab et al.
D835,283 S	12/2018	Barker et al.	2013/0211214 A1	8/2013	Olsen
D835,284 S	12/2018	Barker et al.	2013/0243021 A1	9/2013	Siskavich
D835,285 S	12/2018	Barker et al.	2013/0253334 A1	9/2013	Al-Ali et al.
10,149,616 B2	12/2018	Al-Ali et al.	2013/0262730 A1	10/2013	Al-Ali et al.
10,154,815 B2	12/2018	Al-Ali et al.	2013/0274572 A1	10/2013	Al-Ali et al.
10,159,412 B2	12/2018	Lamego et al.	2013/0296672 A1	11/2013	O'Neil et al.
10,188,296 B2	1/2019	Al-Ali et al.	2013/0296713 A1	11/2013	Al-Ali et al.
10,188,331 B1	1/2019	Kiani et al.	2013/0317370 A1	11/2013	Dalvi et al.
10,188,348 B2	1/2019	Al-Ali et al.	2013/0324808 A1	12/2013	Al-Ali et al.
RE47,218 E	2/2019	Al-Ali	2013/0331660 A1	12/2013	Al-Ali et al.
RE47,244 E	2/2019	Kiani et al.	2013/0331670 A1	12/2013	Kiani
RE47,249 E	2/2019	Kiani et al.	2013/0338461 A1	12/2013	Lamego et al.
10,194,847 B2	2/2019	Al-Ali	2014/0012100 A1	1/2014	Al-Ali et al.
10,194,848 B1	2/2019	Kiani et al.	2014/0034353 A1	2/2014	Al-Ali et al.
10,201,298 B2	2/2019	Al-Ali et al.	2014/0051953 A1	2/2014	Lamego et al.
10,205,272 B2	2/2019	Kiani et al.	2014/0058230 A1	2/2014	Abdul-Hafiz et al.
10,205,291 B2	2/2019	Scruggs et al.	2014/0066783 A1	3/2014	Kiani et al.
10,213,108 B2	2/2019	Al-Ali	2014/0077956 A1	3/2014	Sampath et al.
			2014/0081100 A1	3/2014	Muhsin et al.
			2014/0081175 A1	3/2014	Telfort
			2014/0094667 A1	4/2014	Schurman et al.
			2014/0100434 A1	4/2014	Diab et al.

(56)

References Cited

U.S. PATENT DOCUMENTS

2014/0114199 A1	4/2014	Lamego et al.	2015/0230755 A1	8/2015	Al-Ali et al.
2014/0120564 A1	5/2014	Workman et al.	2015/0238722 A1	8/2015	Al-Ali
2014/0121482 A1	5/2014	Merritt et al.	2015/0245773 A1	9/2015	Lamego et al.
2014/0121483 A1	5/2014	Kiani	2015/0245794 A1	9/2015	Al-Ali
2014/0127137 A1	5/2014	Bellott et al.	2015/0257689 A1	9/2015	Al-Ali et al.
2014/0129702 A1	5/2014	Lamego et al.	2015/0272514 A1	10/2015	Kiani et al.
2014/0135588 A1	5/2014	Al-Ali et al.	2015/0351697 A1	12/2015	Weber et al.
2014/0142401 A1	5/2014	Al-Ali et al.	2015/0351704 A1	12/2015	Kiani et al.
2014/0163344 A1	6/2014	Al-Ali	2015/0359429 A1	12/2015	Al-Ali et al.
2014/0163402 A1	6/2014	Lamego et al.	2015/0366472 A1	12/2015	Kiani
2014/0166076 A1	6/2014	Kiani et al.	2015/0366507 A1	12/2015	Blank
2014/0171763 A1	6/2014	Diab	2015/0374298 A1	12/2015	Al-Ali et al.
2014/0180038 A1	6/2014	Kiani	2015/0380875 A1	12/2015	Coverston et al.
2014/0180154 A1	6/2014	Sierra et al.	2016/0000362 A1	1/2016	Diab et al.
2014/0180160 A1	6/2014	Brown et al.	2016/0007930 A1	1/2016	Weber et al.
2014/0187973 A1	7/2014	Brown et al.	2016/0029932 A1	2/2016	Al-Ali
2014/0194709 A1	7/2014	Al-Ali et al.	2016/0029933 A1	2/2016	Al-Ali et al.
2014/0194711 A1	7/2014	Al-Ali	2016/0045118 A1	2/2016	Kiani
2014/0194766 A1	7/2014	Al-Ali et al.	2016/0051205 A1	2/2016	Al-Ali et al.
2014/0206963 A1	7/2014	Al-Ali	2016/0058338 A1	3/2016	Schurman et al.
2014/0213864 A1	7/2014	Abdul-Hafiz et al.	2016/0058347 A1	3/2016	Reichgott et al.
2014/0243627 A1	8/2014	Diab et al.	2016/0066823 A1	3/2016	Kind et al.
2014/0266790 A1	9/2014	Al-Ali et al.	2016/0066824 A1	3/2016	Al-Ali et al.
2014/0275808 A1	9/2014	Poeze et al.	2016/0066879 A1	3/2016	Telfort et al.
2014/0275835 A1	9/2014	Lamego et al.	2016/0072429 A1	3/2016	Kiani et al.
2014/0275871 A1	9/2014	Lamego et al.	2016/0073967 A1	3/2016	Lamego et al.
2014/0275872 A1	9/2014	Merritt et al.	2016/0081552 A1	3/2016	Wojtczuk et al.
2014/0275881 A1	9/2014	Lamego et al.	2016/0095543 A1	4/2016	Telfort et al.
2014/0276115 A1	9/2014	Dalvi et al.	2016/0095548 A1	4/2016	Al-Ali et al.
2014/0288400 A1	9/2014	Diab et al.	2016/0103598 A1	4/2016	Al-Ali et al.
2014/0303520 A1	10/2014	Telfort et al.	2016/0113527 A1	4/2016	Al-Ali et al.
2014/0316217 A1	10/2014	Purdon et al.	2016/0143548 A1	5/2016	Al-Ali
2014/0316218 A1	10/2014	Purdon et al.	2016/0166182 A1	6/2016	Al-Ali et al.
2014/0316228 A1	10/2014	Blank et al.	2016/0166183 A1	6/2016	Poeze et al.
2014/0323825 A1	10/2014	Al-Ali et al.	2016/0166188 A1	6/2016	Bruinsma et al.
2014/0323897 A1	10/2014	Brown et al.	2016/0166210 A1	6/2016	Al-Ali
2014/0323898 A1	10/2014	Purdon et al.	2016/0192869 A1	7/2016	Kiani et al.
2014/0330092 A1	11/2014	Al-Ali et al.	2016/0196388 A1	7/2016	Lamego
2014/0330098 A1	11/2014	Merritt et al.	2016/0197436 A1	7/2016	Barker et al.
2014/0330099 A1	11/2014	Al-Ali et al.	2016/0213281 A1	7/2016	Eckerbom et al.
2014/0333440 A1	11/2014	Kiani	2016/0228043 A1	8/2016	O'Neil et al.
2014/0336481 A1	11/2014	Shakespeare et al.	2016/0233632 A1	8/2016	Scruggs et al.
2014/0343436 A1	11/2014	Kiani	2016/0234944 A1	8/2016	Schmidt et al.
2014/0357966 A1	12/2014	Al-Ali et al.	2016/0270735 A1	9/2016	Diab et al.
2014/0371548 A1	12/2014	Al-Ali et al.	2016/0283665 A1	9/2016	Sampath et al.
2014/0378784 A1	12/2014	Kiani et al.	2016/0287090 A1	10/2016	Al-Ali et al.
2015/0005600 A1	1/2015	Blank et al.	2016/0287786 A1	10/2016	Kiani
2015/0011907 A1	1/2015	Purdon et al.	2016/0296169 A1	10/2016	McHale et al.
2015/0012231 A1	1/2015	Poeze et al.	2016/0310052 A1	10/2016	Al-Ali et al.
2015/0018650 A1	1/2015	Al-Ali et al.	2016/0314260 A1	10/2016	Kiani
2015/0025406 A1	1/2015	Al-Ali	2016/0324486 A1	11/2016	Al-Ali et al.
2015/0032029 A1	1/2015	Al-Ali et al.	2016/0324488 A1	11/2016	Olsen
2015/0038859 A1	2/2015	Dalvi et al.	2016/0327984 A1	11/2016	Al-Ali et al.
2015/0045637 A1	2/2015	Dalvi	2016/0328528 A1	11/2016	Al-Ali et al.
2015/0051462 A1	2/2015	Olsen	2016/0331332 A1	11/2016	Al-Ali
2015/0080754 A1	3/2015	Purdon et al.	2016/0367173 A1	12/2016	Dalvi et al.
2015/0087936 A1	3/2015	Al-Ali et al.	2017/0000394 A1	1/2017	Al-Ali et al.
2015/0094546 A1	4/2015	Al-Ali	2017/0007134 A1	1/2017	Al-Ali et al.
2015/0097701 A1	4/2015	Al-Ali et al.	2017/0007190 A1	1/2017	Al-Ali et al.
2015/0099950 A1	4/2015	Al-Ali et al.	2017/0007198 A1	1/2017	Al-Ali et al.
2015/0099951 A1	4/2015	Al-Ali et al.	2017/0014083 A1	1/2017	Diab et al.
2015/0099955 A1	4/2015	Al-Ali et al.	2017/0014084 A1	1/2017	Al-Ali et al.
2015/0101844 A1	4/2015	Al-Ali et al.	2017/0021099 A1	1/2017	Al-Ali et al.
2015/0106121 A1	4/2015	Muhsin et al.	2017/0024748 A1	1/2017	Haider
2015/0112151 A1	4/2015	Muhsin et al.	2017/0027456 A1	2/2017	Kinast et al.
2015/0116076 A1	4/2015	Al-Ali et al.	2017/0042488 A1	2/2017	Muhsin
2015/0126830 A1	5/2015	Schurman et al.	2017/0055847 A1	3/2017	Kiani et al.
2015/0133755 A1	5/2015	Smith et al.	2017/0055851 A1	3/2017	Al-Ali
2015/0141781 A1	5/2015	Weber et al.	2017/0055882 A1	3/2017	Al-Ali et al.
2015/0165312 A1	6/2015	Kiani	2017/0055887 A1	3/2017	Al-Ali
2015/0196237 A1	7/2015	Lamego	2017/0055896 A1	3/2017	Al-Ali et al.
2015/0196249 A1	7/2015	Brown et al.	2017/0079594 A1	3/2017	Telfort et al.
2015/0201874 A1	7/2015	Diab	2017/0086723 A1	3/2017	Al-Ali et al.
2015/0208966 A1	7/2015	Al-Ali	2017/0143281 A1	5/2017	Olsen
2015/0216459 A1	8/2015	Al-Ali et al.	2017/0147774 A1	5/2017	Kiani
			2017/0156620 A1	6/2017	Al-Ali et al.
			2017/0173632 A1	6/2017	Al-Ali
			2017/0187146 A1	6/2017	Kiani et al.
			2017/0188919 A1	7/2017	Al-Ali et al.

(56)

References Cited

U.S. PATENT DOCUMENTS

2017/0196464 A1 7/2017 Jansen et al.
 2017/0196470 A1 7/2017 Lamego et al.
 2017/0202490 A1 7/2017 Al-Ali et al.
 2017/0224262 A1 8/2017 Al-Ali
 2017/0228516 A1 8/2017 Sampath et al.
 2017/0245790 A1 8/2017 Al-Ali et al.
 2017/0251974 A1 9/2017 Shreim et al.
 2017/0251975 A1 9/2017 Shreim et al.
 2017/0258403 A1 9/2017 Abdul-Hafiz et al.
 2017/0311851 A1 11/2017 Schurman et al.
 2017/0311891 A1 11/2017 Kiani et al.
 2017/0325728 A1 11/2017 Al-Ali et al.
 2017/0332976 A1 11/2017 Al-Ali et al.
 2017/0340293 A1 11/2017 Al-Ali et al.
 2017/0360310 A1 12/2017 Kiani et al.
 2017/0367632 A1 12/2017 Al-Ali et al.
 2018/0008146 A1 1/2018 Al-Ali et al.
 2018/0013562 A1 1/2018 Haider et al.
 2018/0014752 A1 1/2018 Al-Ali et al.
 2018/0028124 A1 2/2018 Al-Ali et al.
 2018/0055385 A1 3/2018 Al-Ali
 2018/0055390 A1 3/2018 Kiani et al.
 2018/0055430 A1 3/2018 Diab et al.
 2018/0064381 A1 3/2018 Shakespeare et al.
 2018/0069776 A1 3/2018 Lamego et al.
 2018/0070867 A1 3/2018 Smith et al.
 2018/0082767 A1 3/2018 Al-Ali et al.
 2018/0085068 A1 3/2018 Telfort
 2018/0087937 A1 3/2018 Al-Ali et al.
 2018/0103874 A1 4/2018 Lee et al.
 2018/0103905 A1 4/2018 Kiani
 2018/0110478 A1 4/2018 Al-Ali
 2018/0116575 A1 5/2018 Perea et al.
 2018/0125368 A1 5/2018 Lamego et al.
 2018/0125430 A1 5/2018 Al-Ali et al.
 2018/0125445 A1 5/2018 Telfort et al.
 2018/0130325 A1 5/2018 Kiani et al.
 2018/0132769 A1 5/2018 Weber et al.
 2018/0132770 A1 5/2018 Lamego
 2018/0146901 A1 5/2018 Al-Ali et al.
 2018/0146902 A1 5/2018 Kiani et al.
 2018/0153442 A1 6/2018 Eckerbom et al.
 2018/0153446 A1 6/2018 Kiani
 2018/0153447 A1 6/2018 Al-Ali et al.
 2018/0153448 A1 6/2018 Weber et al.
 2018/0161499 A1 6/2018 Al-Ali et al.
 2018/0168491 A1 6/2018 Al-Ali et al.
 2018/0174679 A1 6/2018 Sampath et al.
 2018/0174680 A1 6/2018 Sampath et al.
 2018/0182484 A1 6/2018 Sampath et al.
 2018/0184917 A1 7/2018 Kiani
 2018/0192924 A1 7/2018 Al-Ali
 2018/0192953 A1 7/2018 Shreim et al.
 2018/0192955 A1 7/2018 Al-Ali et al.
 2018/0199871 A1 7/2018 Pauley et al.
 2018/0206795 A1 7/2018 Al-Ali
 2018/0206815 A1 7/2018 Telfort
 2018/0213583 A1 7/2018 Al-Ali
 2018/0214031 A1 8/2018 Kiani et al.
 2018/0214090 A1 8/2018 Al-Ali et al.
 2018/0218792 A1 8/2018 Muhsin et al.
 2018/0225960 A1 8/2018 Al-Ali et al.
 2018/0238718 A1 8/2018 Dalvi

2018/0242853 A1 8/2018 Al-Ali
 2018/0242921 A1 8/2018 Muhsin et al.
 2018/0242923 A1 8/2018 Al-Ali et al.
 2018/0242924 A1 8/2018 Barker et al.
 2018/0242926 A1 8/2018 Muhsin et al.
 2018/0247353 A1 8/2018 Al-Ali et al.
 2018/0247712 A1 8/2018 Muhsin et al.
 2018/0249933 A1 9/2018 Schurman et al.
 2018/0253947 A1 9/2018 Muhsin et al.
 2018/0256087 A1 9/2018 Al-Ali et al.
 2018/0256113 A1 9/2018 Weber et al.
 2018/0285094 A1 10/2018 Housel et al.
 2018/0289325 A1 10/2018 Poeze et al.
 2018/0289337 A1 10/2018 Al-Ali et al.
 2018/0296161 A1 10/2018 Shreim et al.
 2018/0300919 A1 10/2018 Muhsin et al.
 2018/0310822 A1 11/2018 Indorf et al.
 2018/0310823 A1 11/2018 Al-Ali et al.
 2018/0317826 A1 11/2018 Muhsin
 2018/0317841 A1 11/2018 Novak, Jr.
 2018/0333055 A1 11/2018 Lamego et al.
 2018/0333087 A1 11/2018 Al-Ali
 2019/0000317 A1 1/2019 Muhsin et al.
 2019/0000362 A1 1/2019 Kiani et al.
 2019/0015023 A1 1/2019 Monfre
 2019/0021638 A1 1/2019 Al-Ali et al.
 2019/0029574 A1 1/2019 Schurman et al.
 2019/0029578 A1 1/2019 Al-Ali et al.
 2019/0058280 A1 2/2019 Al-Ali et al.
 2019/0058281 A1 2/2019 Al-Ali et al.
 2019/0069813 A1 3/2019 Al-Ali
 2019/0076028 A1 3/2019 Al-Ali et al.
 2019/0082979 A1 3/2019 Al-Ali et al.
 2019/0090748 A1 3/2019 Al-Ali
 2019/0090760 A1 3/2019 Kinast et al.
 2019/0090764 A1 3/2019 Al-Ali
 2019/0117070 A1 4/2019 Muhsin et al.
 2019/0117139 A1 4/2019 Al-Ali et al.
 2019/0117140 A1 4/2019 Al-Ali et al.
 2019/0117141 A1 4/2019 Al-Ali
 2019/0117930 A1 4/2019 Al-Ali

OTHER PUBLICATIONS

US 9,579,050 B2, 02/2017, Al-Ali (withdrawn)
 International Search Report dated Jul. 11, 2002, International Application No. PCT/US02/20675 filed Jun. 28, 2002.
 U.S. Appl. No. 15/820,082, Low Power Pulse Oximeter, filed Nov. 21, 2017.
 U.S. Appl. No. 16/174,130, Low Power Pulse Oximeter, filed Oct. 29, 2018.
 Nov. 8, 2018 Complaint for (1) Breach of Contract (2) Trade Secret Misappropriation (3) Breach of Fiduciary Duty and (4) Patent Infringement and Demand for Jury Trial, *Masimo Corporation and Cercacor Laboratories, Inc. v. True Wearables, Inc. and Marcelo Lamego*, Case No. 8:18-cv-2001.
 May 15, 2019 Defendants True Wearables, Inc.'s and Marcelo Lamego's Preliminary Invalidity Contentions, *Masimo Corporation and Cercacor Laboratories, Inc. v. True Wearables, Inc. and Marcelo Lamego*, Case No. 8:18-cv-2001-JVS-JDE.
 New, William, Jr., "Continuous Non-Invasive Measurement of Arterial Oxygen", *Journal of Japan Society for Clinical Anesthesia*, vol. 6, No. 6, pp. 460-468 (Dec. 15, 1986).

* cited by examiner

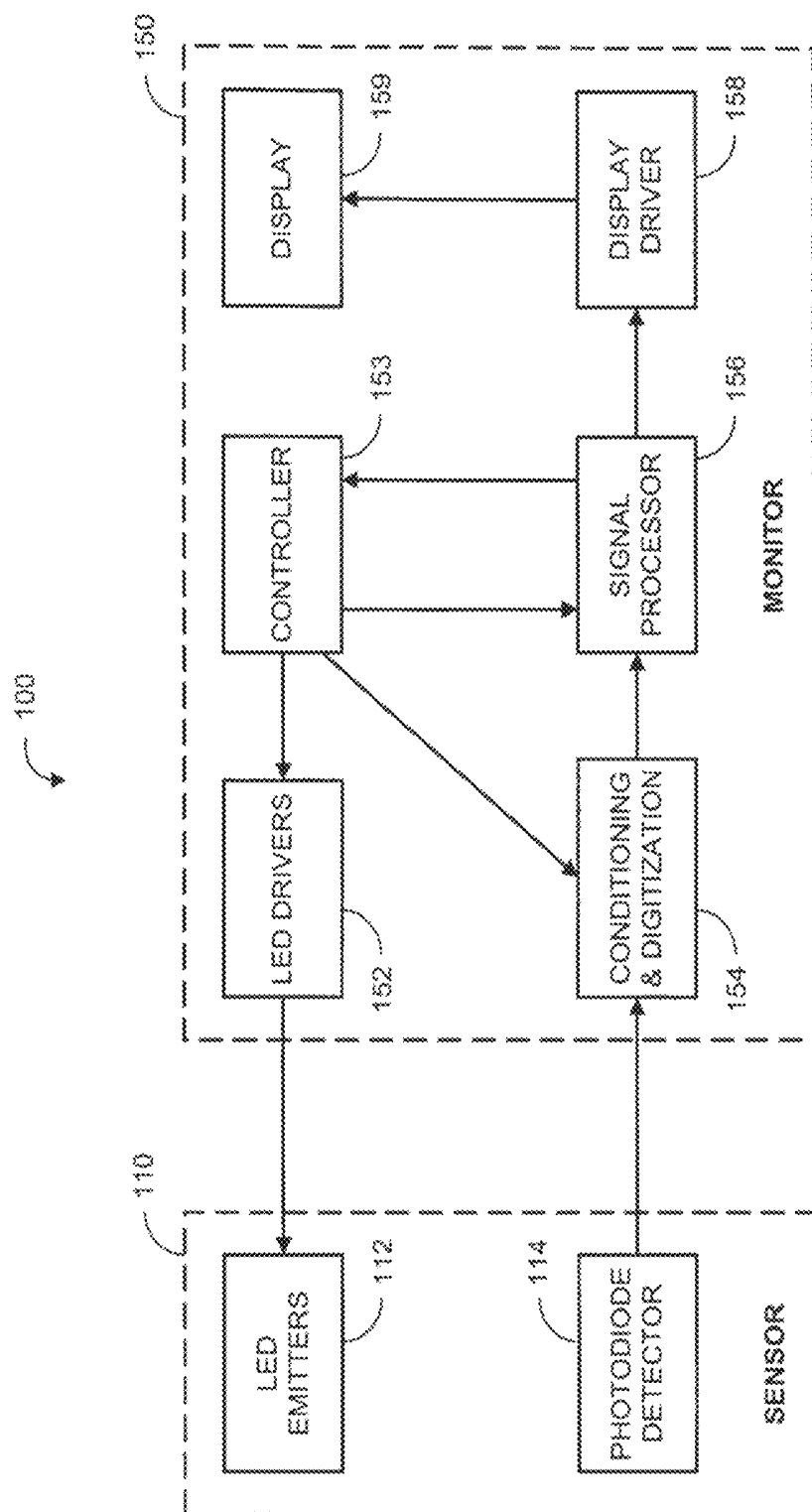


FIG. 1 (Prior Art)

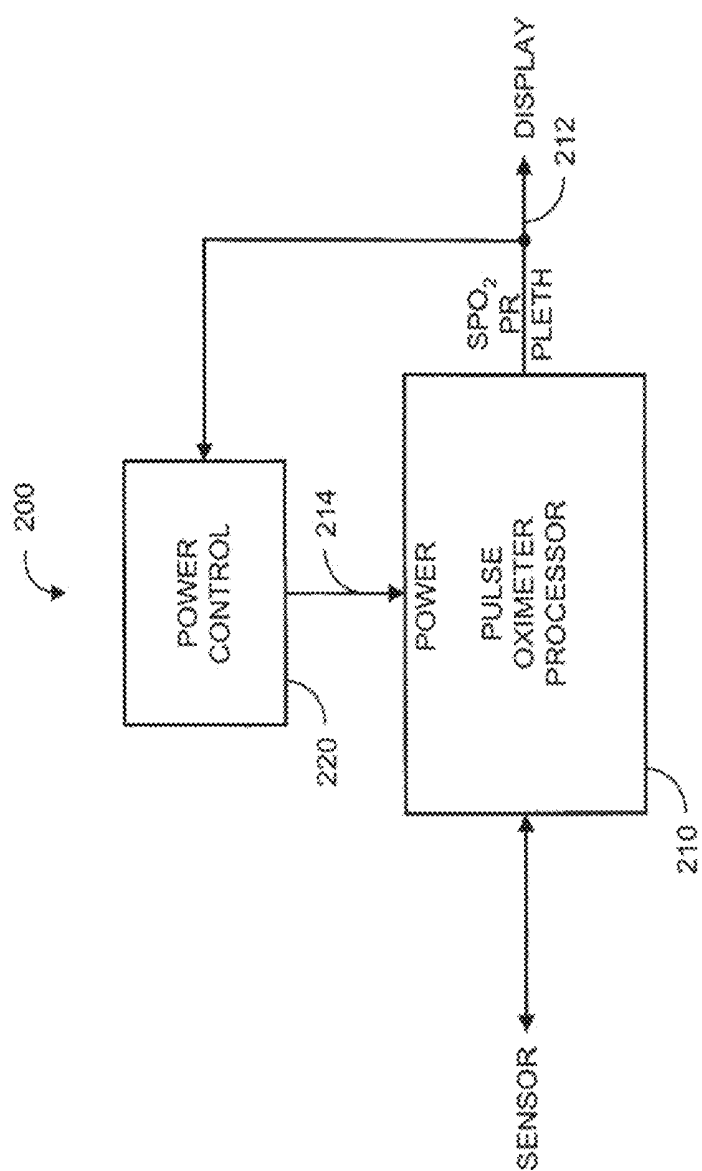


FIG. 2 (Prior Art)

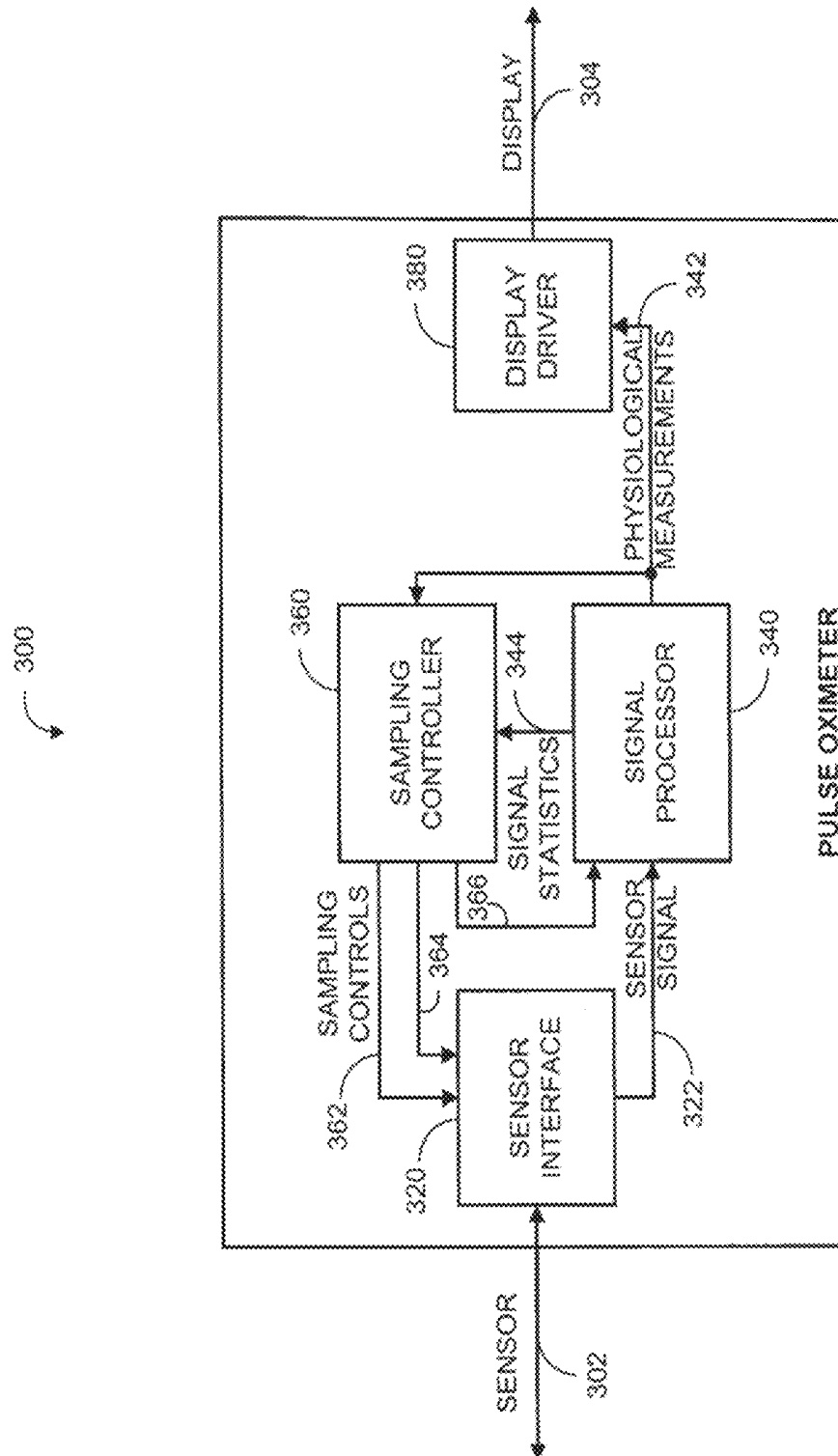


FIG. 3

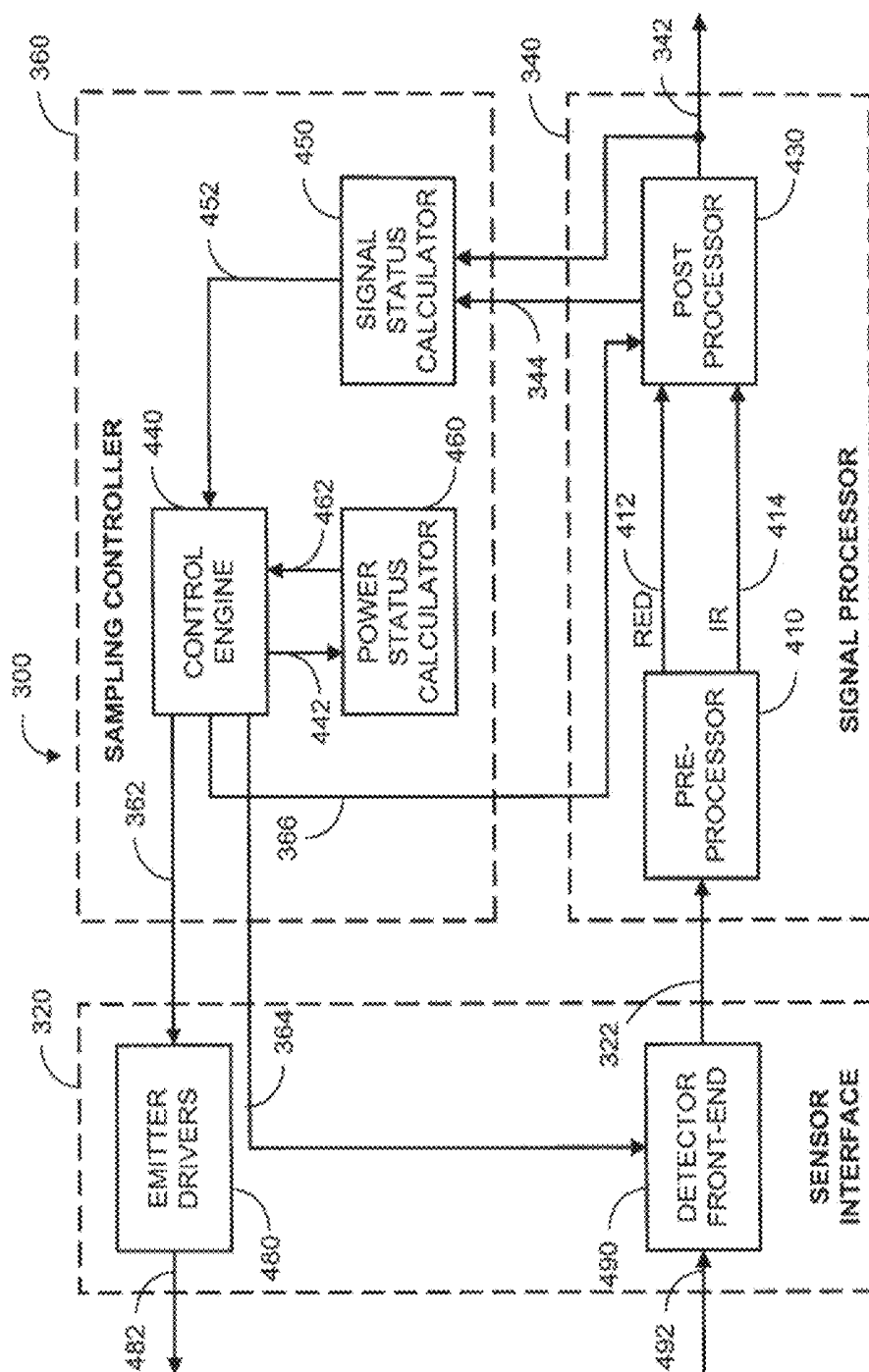


FIG. 4

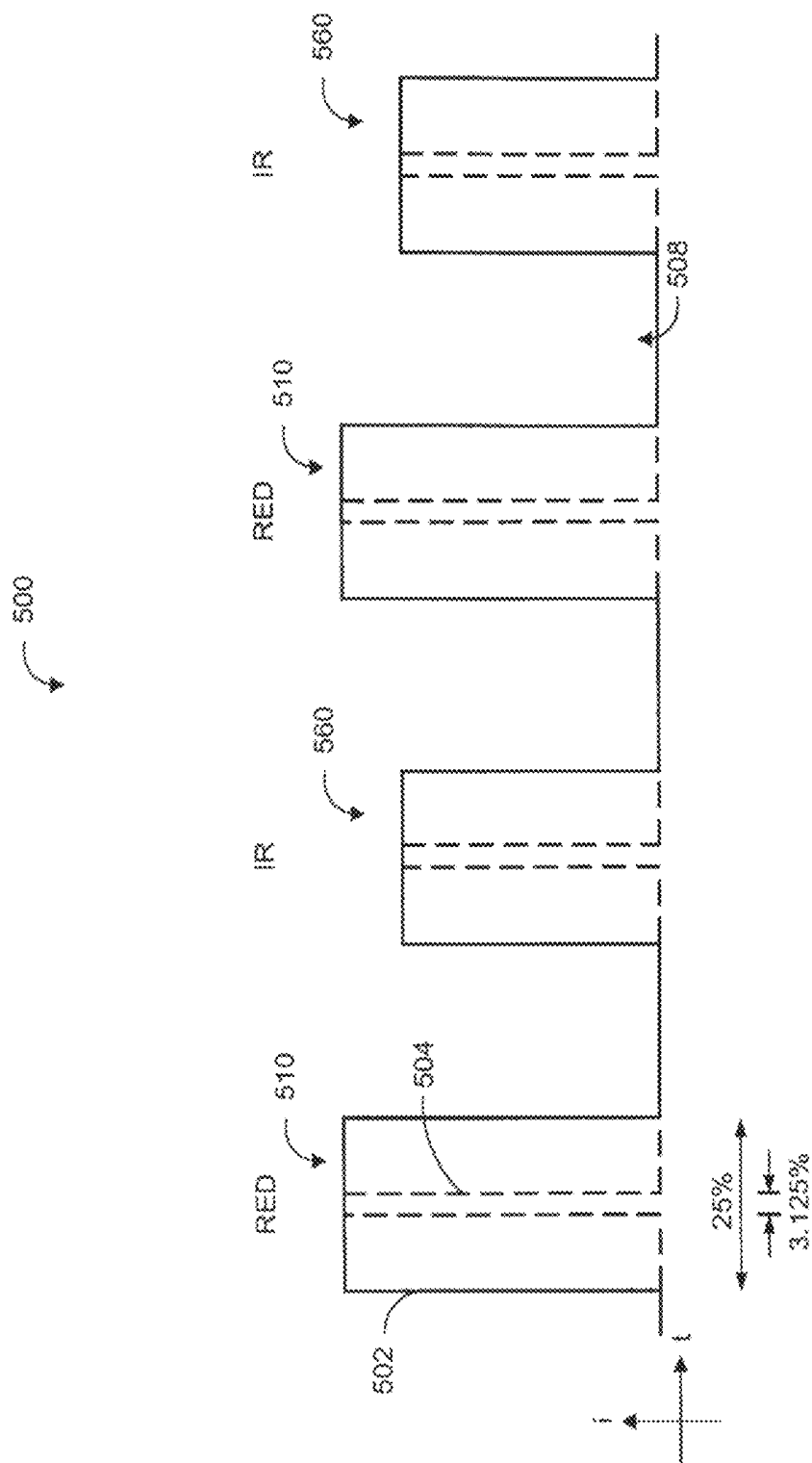


FIG. 5

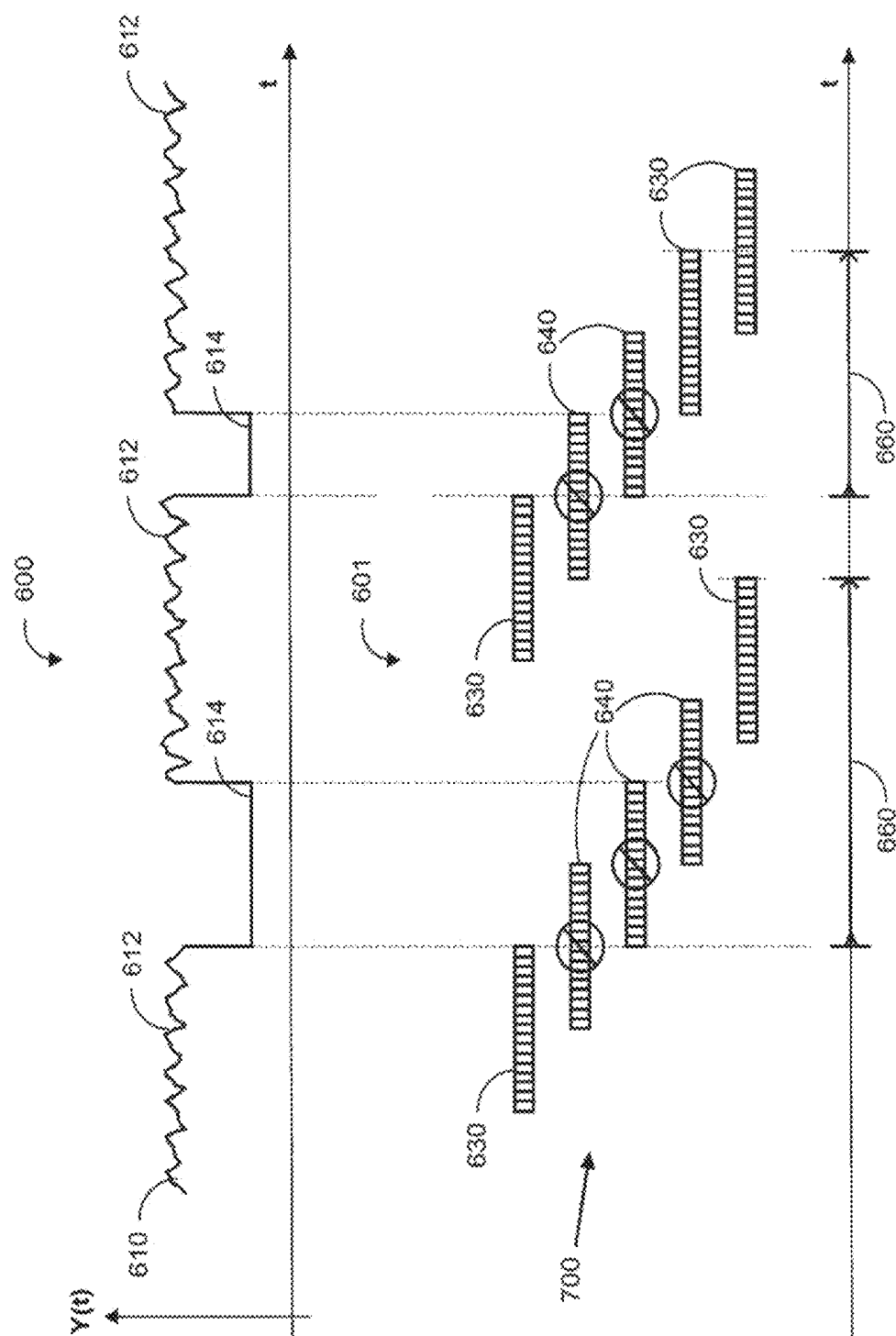
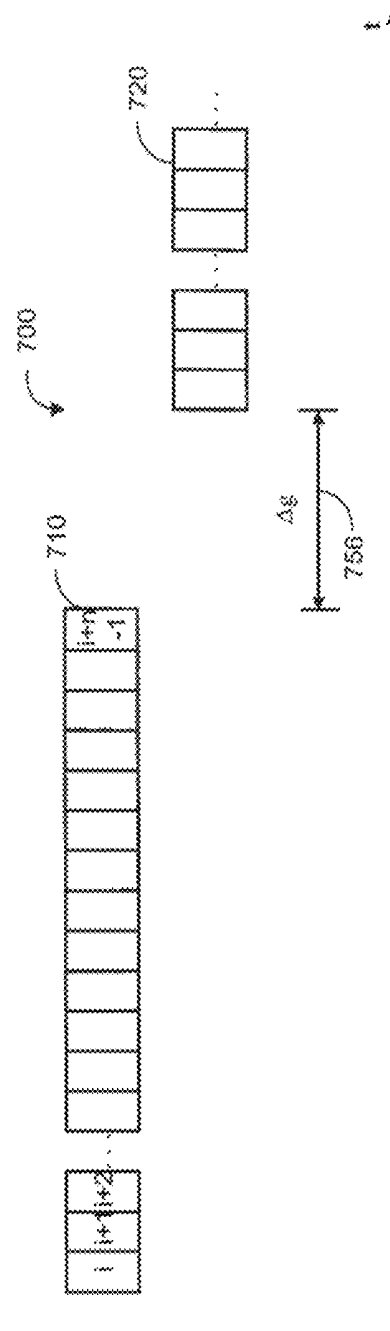
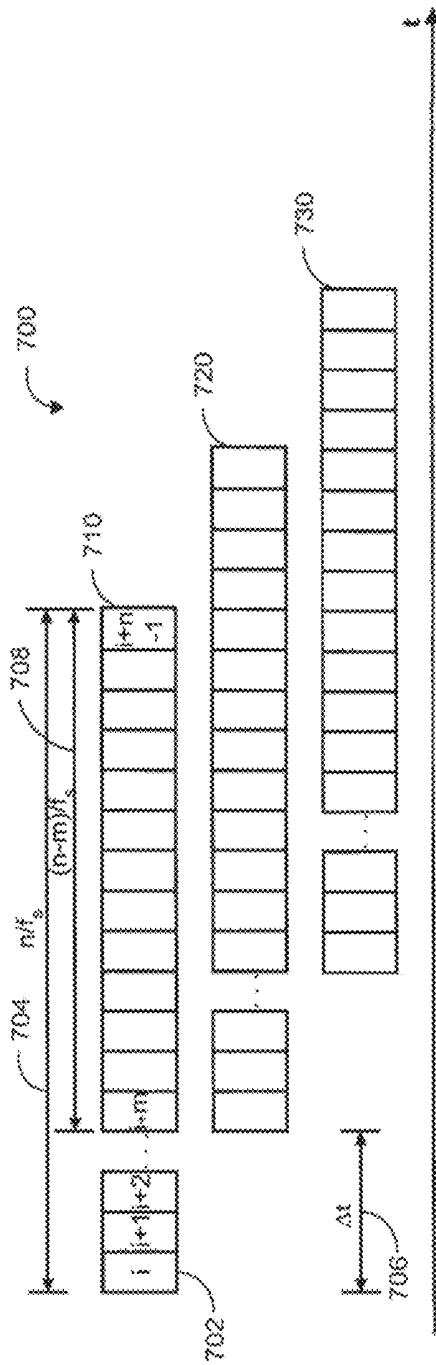


FIG. 6



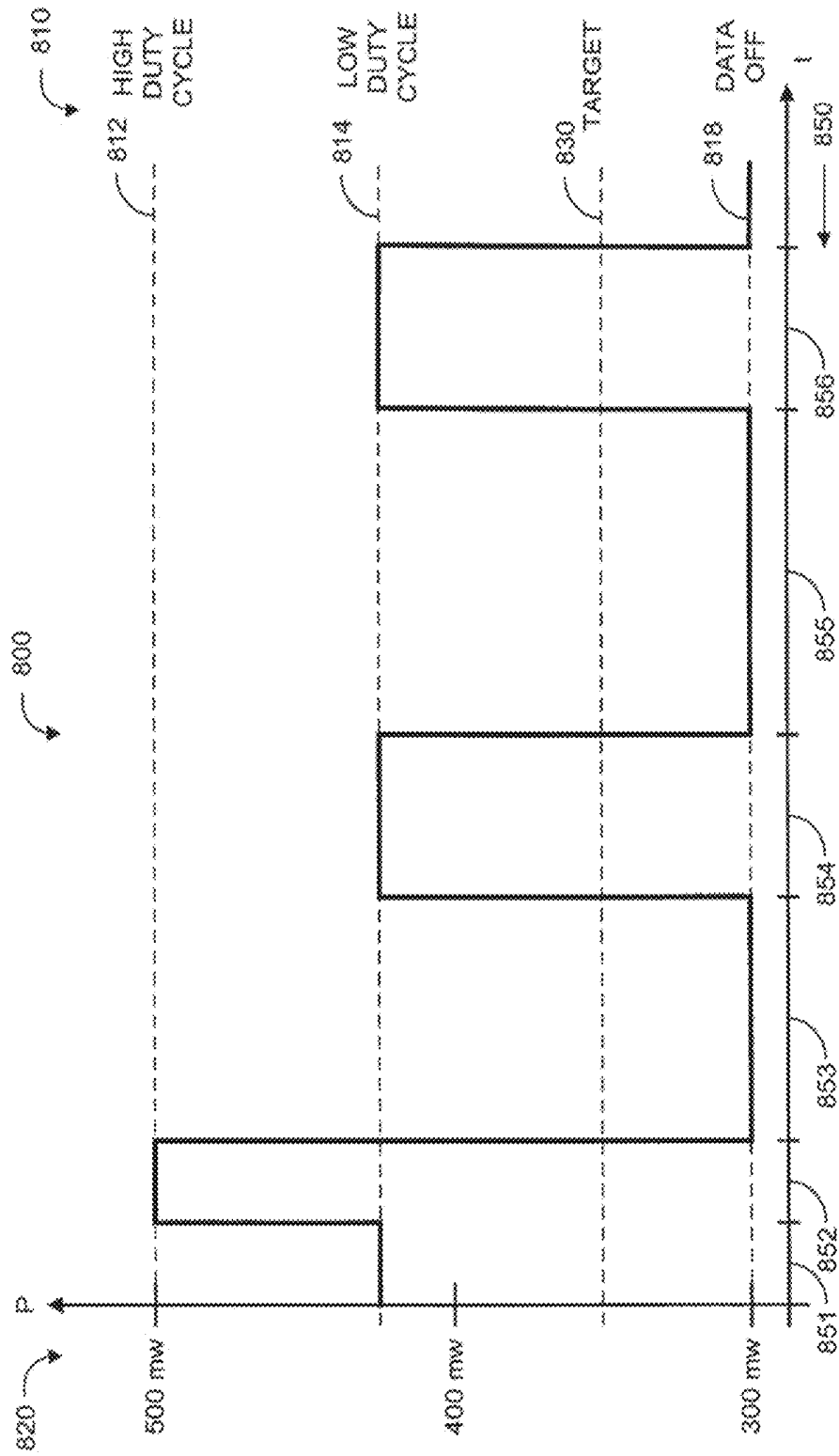


FIG. 8

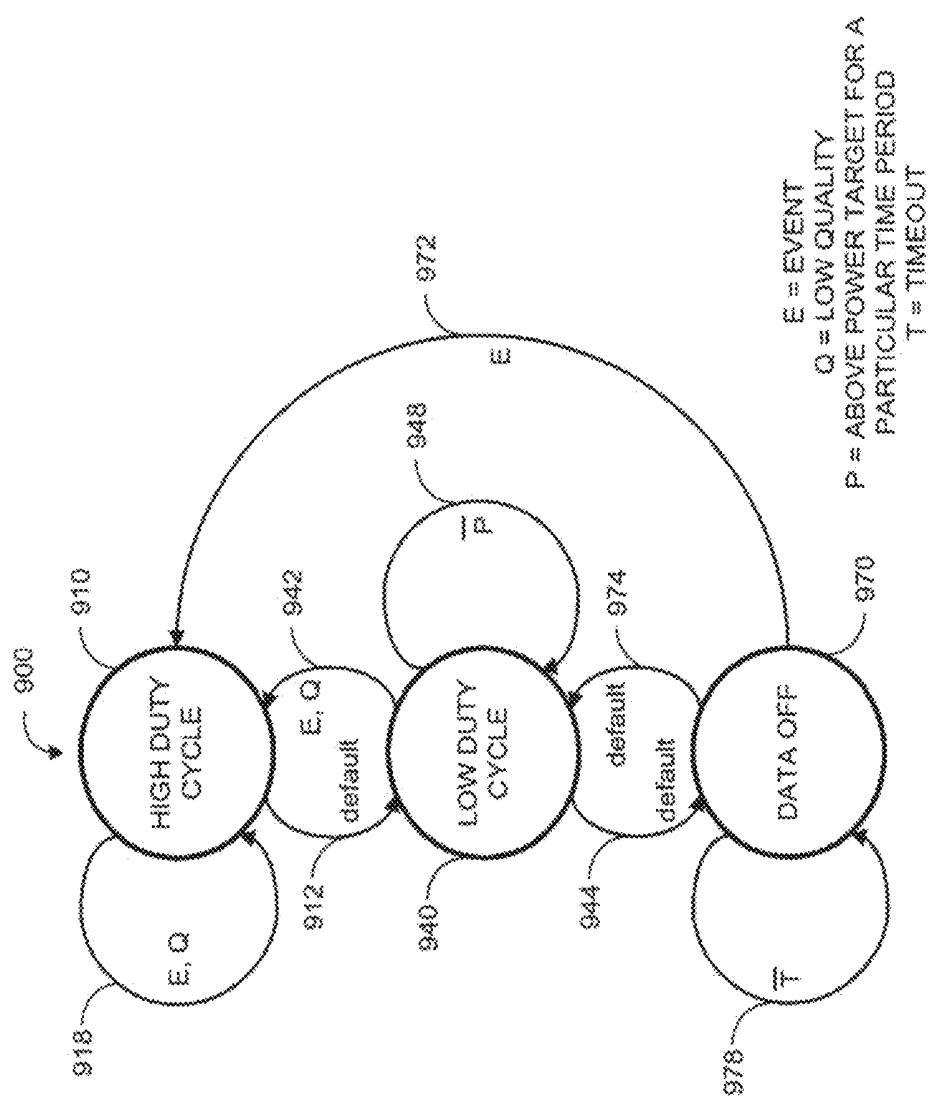


FIG. 9

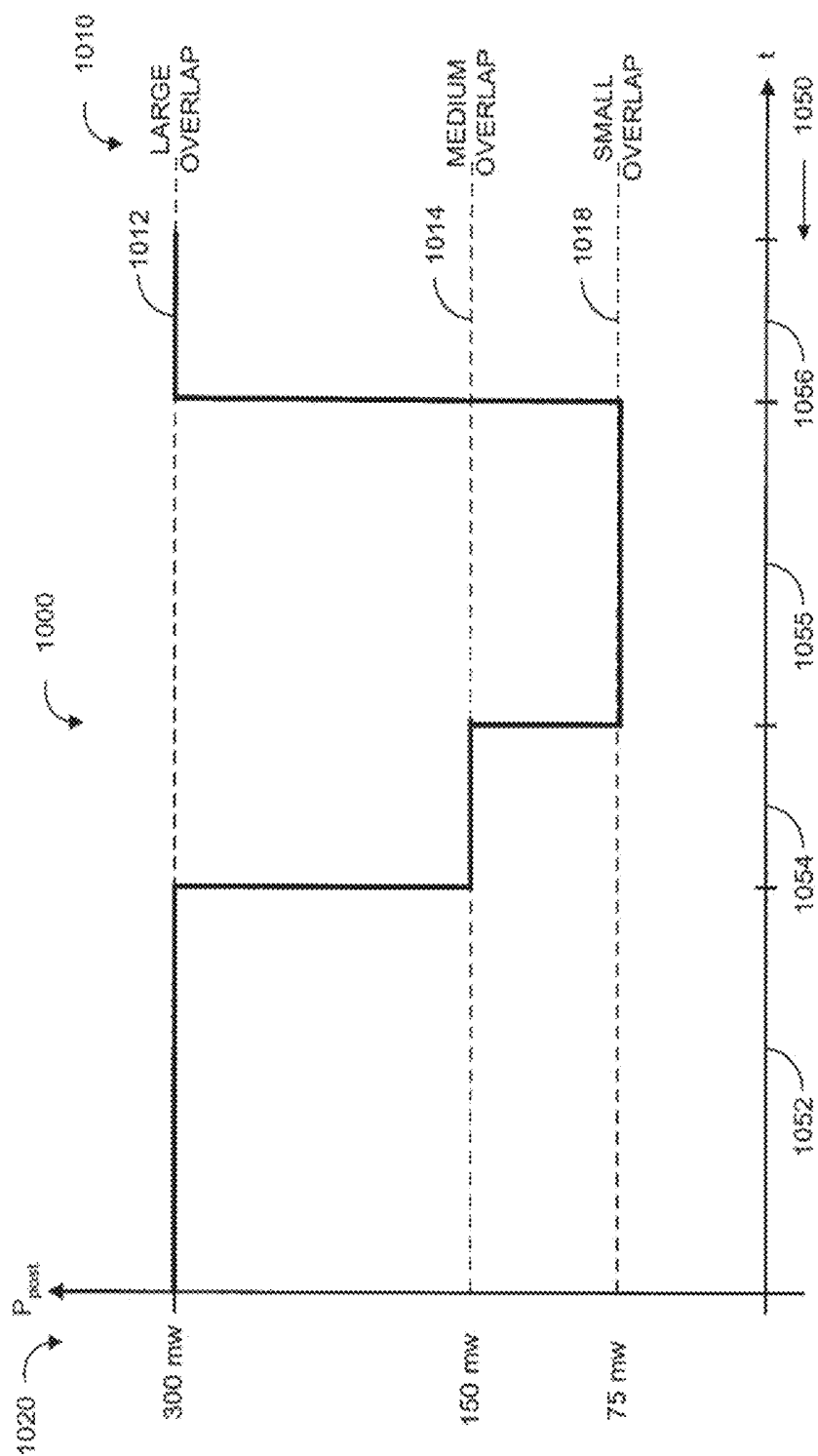


FIG. 10

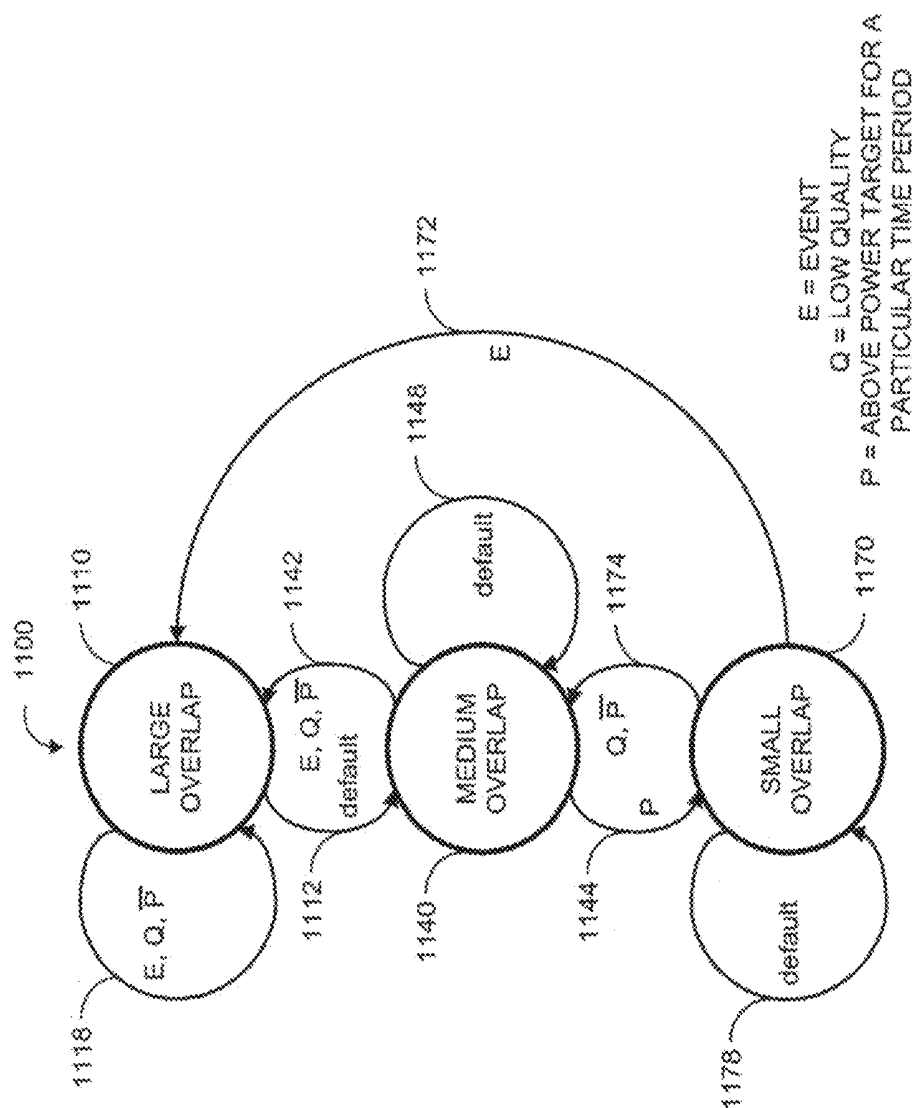


FIG. 11

LOW POWER PULSE OXIMETER

REFERENCE TO RELATED APPLICATIONS

Any and all applications for which a foreign or domestic priority claim is identified in the Application Data Sheet as filed with the present application are incorporated by reference under 37 CFR 1.57 and made a part of this specification.

BACKGROUND OF THE INVENTION

Pulse oximetry is a widely accepted noninvasive procedure for measuring the oxygen saturation level of a person's arterial blood, an indicator of their oxygen supply. Oxygen saturation monitoring is crucial in critical care and surgical applications, where an insufficient blood supply can quickly lead to injury or death. FIG. 1 illustrates a conventional pulse oximetry system 100, which has a sensor 110 and a monitor 150. The sensor 110, which can be attached to an adult's finger or an infant's foot, has both red and infrared LEDs 112 and a photodiode detector 114. For a finger, the sensor is configured so that the LEDs 112 project light through the fingernail and into the blood vessels and capillaries underneath. The photodiode 114 is positioned at the finger tip opposite the fingernail so as to detect the LED emitted light as it emerges from the finger tissues. A pulse oximetry sensor is described in U.S. Pat. No. 6,088,607 entitled "Low Noise Optical Probe," which is assigned to the assignee of the present invention and incorporated by reference herein.

Also shown in FIG. 1, the monitor 150 has LED drivers 152, a signal conditioning and digitization front-end 154, a signal processor 156, a display driver 158 and a display 159. The LED drivers 152 alternately activate the red and IR LEDs 112 and the front-end 154 conditions and digitizes the resulting current generated by the photodiode 114, which is proportional to the intensity of the detected light. The signal processor 156 inputs the conditioned photodiode signal and determines oxygen saturation based on the differential absorption by arterial blood of the two wavelengths emitted by the LEDs 112. Specifically, a ratio of detected red and infrared intensities is calculated by the signal processor 156, and an arterial oxygen saturation value is empirically determined based on the ratio obtained. The display driver 158 and associated display 159 indicate a patient's oxygen saturation, heart rate and plethysmographic waveform.

SUMMARY OF THE INVENTION

Increasingly, pulse oximeters are being utilized in portable, battery-operated applications. For example, a pulse oximeter may be attached to a patient during emergency transport and remain with the patient as they are moved between hospital wards. Further, pulse oximeters are often implemented as plug-in modules for multiparameter patient monitors having a restricted power budget. These applications and others create an increasing demand for lower power and higher performance pulse oximeters. A conventional approach for reducing power consumption in portable electronics, typically utilized by devices such as calculators and notebook computers, is to have a "sleep mode" where the circuitry is powered-down when the devices are idle.

FIG. 2 illustrates a sleep-mode pulse oximeter 200 utilizing conventional sleep-mode power reduction. The pulse oximeter 200 has a pulse oximeter processor 210 and a power control 220. The power control 220 monitors the

pulse oximeter output parameters 212, such as oxygen saturation and pulse rate, and controls the processor power 214 according to measured activity. For example, if there is no significant change in the oxygen saturation value over a certain time period, the power control 220 will power down the processor 210, except perhaps for a portion of memory. The power control 220 may have a timer that triggers the processor 210 to periodically sample the oxygen saturation value, and the power control 220 determines if any changes in this parameter are occurring. If not, the power control 220 will leave the processor 210 in sleep mode.

There are a number of disadvantages to applying consumer electronic sleep mode techniques to pulse oximetry. By definition, the pulse oximeter is not functioning during sleep mode. Unlike consumer electronics, pulse oximetry cannot afford to miss events, such as patient oxygen desaturation. Further, there is a trade-off between shorter but more frequent sleep periods to avoid a missed event and the increased processing overhead to power-up after each sleep period. Also, sleep mode techniques rely only on the output parameters to determine whether the pulse oximeter should be active or in sleep mode. Finally, the caregiver is given no indication of when the pulse oximeter outputs were last updated.

One aspect of a low power pulse oximeter is a sensor interface adapted to drive a pulse oximetry sensor and receive a corresponding input signal. A processor derives a physiological measurement corresponding to the input signal, and a display driver communicates the measurement to a display. A controller generates a sampling control output to at least one of said sensor interface and said processor so as to reduce the average power consumption of the pulse oximeter consistent with a predetermined power target.

In one embodiment, a calculator derives a signal status output responsive to the input signal. The signal status output is communicated to the controller to override the sampling control output. The signal status output may indicate the occurrence of a low signal quality or the occurrence of a physiological event. In another embodiment, the sensor interface has an emitter driver adapted to provide a current output to an emitter portion of the sensor. Here, the sampling control output determines a duty cycle of the current output. In a particular embodiment, the duty cycle may be in the range of about 3.125% to about 25%.

In another embodiment, the sensor interface has a front-end adapted to receive the input signal from a detector portion of the sensor and to provide a corresponding digitized signal. Here, the sampling control output determines a powered-down period of the front-end. A confidence indicator responsive to a duration of the powered-down period may be provided and displayed.

In yet another embodiment, the pulse oximeter comprises a plurality of data blocks responsive to the input signal, wherein the sampling control output determines a time shift of successive ones of the data blocks. The time shift may vary in the range of about 1.2 seconds to about 4.8 seconds.

An aspect of a low power pulse oximetry method comprises the steps of setting a power target and receiving an input signal from a pulse oximetry sensor. Further steps include calculating signal status related to the input signal, calculating power status related to the power target, and sampling based upon the result of the calculating signal status and the calculating power status steps.

In one embodiment, the calculating signal status step comprises the substeps of receiving a signal statistic related to the input signal, receiving a physiological measurement related to the input signal, determining a low signal quality

condition from the signal statistic, determining an event occurrence from the physiological measurement, and indicating an override based upon the low signal quality condition or the event occurrence. The calculating power status step may comprise the substeps of estimating an average power consumption for at least a portion of the pulse oximeter, and indicating an above power target condition when the average power consumption is above the power target. The sampling step may comprise the substep of increasing sampling as the result of the override. The sampling step may also comprise the substep of decreasing sampling as the result of the above power target condition, except during the override.

Another aspect of a low power pulse oximetry method comprises the steps of detecting an override related to a measure of signal quality or a physiological measurement event, increasing the pulse oximeter power to a higher power level when the override exists, and reducing the pulse oximeter power to a lower power level when the override does not exist. The method may comprise the further steps of predetermining a target power level for a pulse oximeter and cycling between the lower power level and the higher power level so that an average pulse oximeter power is consistent with the target power level.

In one embodiment, the reducing step comprises the substep of decreasing the duty cycle of an emitter driver output to the sensor. In another embodiment, the reducing step comprises the substep of powering-down a detector front-end. A further step may comprise displaying a confidence indicator related to the duration of the powering-down substep. In yet another embodiment, the reducing step comprises the substep of increasing the time-shift of post-processor data blocks.

Another aspect of a low power pulse oximeter comprises a sensor interface adapted to receive an input signal from a sensor, a signal processor configured to communicate with the sensor interface and to generate an internal parameter responsive to the input signal, and a sampling controller responsive to the internal parameter so as to generate a sampling control to alter the power consumption of at least one of the sensor interface and the signal processor. The signal processor may be configured to generate an output parameter and the sampling controller may be responsive to a combination of the internal and output parameters so as to generate a sampling control to alter the power consumption of at least one of the sensor interface and the signal processor. The internal parameter may be indicative of the quality of the input signal. The output parameter may be indicative of oxygen saturation.

In another embodiment, the sampling controller is responsive to a predetermined power target in combination with the internal parameter so as to generate a sampling control to alter the power consumption of at least one of the sensor interface and the signal processor. The signal processor may be configured to generate an output parameter and the sampling controller may be responsive to a combination of the internal and output parameters and the power target so as to generate a sampling control to alter the power consumption of at least one of the sensor interface and the signal processor. The sensor interface may comprise an emitter driver and the sampling control may modify a duty cycle of the emitter driver. The sensor interface may comprise a detector front-end and the sampling control may intermittently power-down the detector front-end. The processor may generate a plurality of data blocks corresponding to the input signal, where each of the data blocks have a time shift

from a preceding one of the data blocks, and where the sampling control may determine the amount of the time shift.

A further aspect of a low power pulse oximeter comprises an interface means for communicating with a sensor, a processor means for generating an internal parameter and an output parameter, and a controller means for selectively reducing the power consumption of at least one of the interface means and the processor means based upon the parameters. In one embodiment, the interface means comprises a driver means for determining the duty cycle of emitter current to the sensor, the driver means being responsive to the controller means. In another embodiment, the interface means comprises a detector front-end means for receiving an input signal from the sensor, the power for the detector front-end means being responsive to the controller means. In yet another embodiment, the processor means comprises a post-processor means for determining a time shift between data blocks, the post-processor means being responsive to the controller means. In a further embodiment, the controller means comprises a signal status calculator means for generating an indication of a low signal quality or a physiological event based upon at least one of an internal signal statistic and an output physiological measurement, and a control engine means in communications with the signal status calculator means for generating a sampling control responsive to the indication. In yet a further embodiment, the controller means comprises a power status calculator means for generating a power indication of power consumption relative to a power target, and a control engine means in communications with the power status calculator means for generating a sampling control responsive to the power indication.

BRIEF DESCRIPTION OF THE DRAWINGS

FIG. 1 is a block diagram of a conventional pulse oximeter sensor and monitor;

FIG. 2 is a block diagram of a pulse oximeter having a conventional sleep mode;

FIG. 3 is a top-level block diagram of a low power pulse oximeter;

FIG. 4 is a detailed block diagram of a low power pulse oximeter illustrating a sensor interface, a signal processor and a sampling controller;

FIG. 5 is a graph of emitter drive current versus time illustrating variable duty cycle processing;

FIG. 6 is a graph of oxygen saturation versus time illustrating intermittent sample processing;

FIGS. 7A-B are graphs of data buffer content versus time illustrating variable data block overlap processing;

FIG. 8 is a graph of power versus time illustrating power dissipation conformance to an average power target using variable duty cycle and intermittent sample processing;

FIG. 9 is a state diagram of the sampling controller for variable duty cycle and intermittent sample processing;

FIG. 10 is a graph of power versus time illustrating power dissipation using variable data block overlap processing; and

FIG. 11 is a state diagram of the sampling controller for variable data block overlap processing.

DETAILED DESCRIPTION OF THE PREFERRED EMBODIMENT

FIG. 3 illustrates one embodiment of a low power pulse oximeter. The pulse oximeter 300 has a sensor interface 320, a signal processor 340, a sampling controller 360 and a

display driver 380. The pulse oximeter 300 also has a sensor port 302 and a display port 304. The sensor port 302 connects to an external sensor, e.g. sensor 110 (FIG. 1). The sensor interface 320 drives the sensor port 302, receives a corresponding input signal from the sensor port 302, and provides a conditioned and digitized sensor signal 322 accordingly. Physiological measurements 342 are input to a display driver 380 that outputs to the display port 304. The display port 304 connects to a display device, such as a CRT or LCD, which a healthcare provider typically uses for monitoring a patient's oxygen saturation, pulse rate and plethysmograph.

As shown in FIG. 3, the signal processor 340 derives the physiological measurements 342, including oxygen saturation, pulse rate and plethysmograph, from the input signal 322. The signal processor 340 also derives signal statistics 344, such as signal strength, noise and motion artifact. The physiological measurements 342 and signal statistics 344 are input to the sampling controller 360, which outputs sampling controls 362, 364, 366 accordingly. The sampling controls 362, 364, 366 regulate pulse oximeter power dissipation by causing the sensor interface 320 to vary the sampling characteristics of the sensor port 302 and by causing the signal processor 340 to vary its sample processing characteristics, as described in further detail with respect to FIG. 4, below. Advantageously, power dissipation is responsive not only to output parameters, such as the physiological measurements 342, but also to internal parameters, such as the signal statistics 344.

FIG. 4 illustrates further detail regarding the sensor interface 320, the signal processor 340 and the sampling controller 360. The sensor interface 320 has emitter drivers 480 and a detector front-end 490. The emitter drivers 480 are responsive to a sampling control 362, described below, and provide emitter drive outputs 482. The emitter drive outputs 482 activate the LEDs of a sensor attached to the sensor port 302 (FIG. 3). The detector front-end 490 receives an input signal 492 from a sensor attached to the sensor port 302 (FIG. 3) and provides a corresponding conditioned and digitized input signal 322 to the signal processor 340. A sampling control 364 controls power to the detector front-end 490, as described below.

As shown in FIG. 4, the signal processor 340 has a pre-processor 410 and a post processor 430. The pre-processor 410 demodulates red and IR signals from the digitized signal 322, performs filtering, and reduces the sample rate. The pre-processor provides a demodulated output, having a red channel 412 and an IR channel 414, which is input into the post-processor 430. The post processor 430 calculates the physiological measurements 342 and the signal statistics 344, which are output to a signal status calculator 450. The physiological measurements 342 are also output to a display driver 380 (FIG. 3) as described above. A pulse oximetry signal processor is described in U.S. Pat. No. 6,081,735 entitled "Signal Processing Apparatus," which is assigned to the assignee of the present invention and incorporated by reference herein.

Also shown in FIG. 4, the sampling controller 360 has a control engine 440, a signal status calculator 450 and a power status calculator 460. The control engine 440 outputs sampling controls 362, 364, 366 to reduce the power consumption of the pulse oximeter 300. In one embodiment, the control engine 440 advantageously utilizes multiple sampling mechanisms to alter power consumption. One sampling mechanism is an emitter duty cycle control 362 that is an input to the emitter drivers 480. The emitter duty cycle control 362 determines the duty cycle of the current supplied

by the emitter drive outputs 482 to both red and IR sensor emitters, as described with respect to FIG. 5, below. Another sampling mechanism is a front-end control 364 that intermittently removes power to the detector front-end 490, as described with respect to FIG. 6, below. Yet another sampling mechanism is a data block overlap control 366 that varies the number of data blocks processed by the post processor 430. These various sampling mechanisms provide the flexibility to reduce power without sacrificing performance during, for example, high noise conditions or oxygen desaturation events, as described below in further detail.

The sampling controls 362, 364, 366 modify power consumption by, in effect, increasing or decreasing the number of input samples received and processed. Sampling, including acquiring input signal samples and subsequent sample processing, can be reduced during high signal quality periods and increased during low signal quality periods or when critical measurements are necessary. In this manner, the control engine 440 regulates power consumption to satisfy a predetermined power target, to minimize power consumption, or to simply reduce power consumption, as described with respect to FIGS. 8 and 10, below. The current state of the control engine is provided as a control state output 442 to the power status calculator 460. The control engine 440 utilizes the power status output 462 and the signal status output 452 to determine its next control state, as described with respect to FIGS. 9 and 11, below.

Further shown in FIG. 4, the signal status calculator 450 receives physiological measurements and signal statistics from the post processor 430 and determines the occurrence of an event or a low signal quality condition. An event determination is based upon the physiological measurements output 342 and may be any physiological-related indication that justifies the processing of more sensor samples and an associated higher power consumption level, such as an oxygen desaturation, a fast or irregular pulse rate or an unusual plethysmograph waveform to name a few. A low signal quality condition is based upon the signal statistics output 344 and may be any signal-related indication that justifies the processing of more sensor samples and an associated higher power consumption level, such as a low signal level, a high noise level or motion artifact to name a few. The signal status calculator 450 provides the signal status output 452 that is input to the control engine 440.

In addition, FIG. 4 shows that the power status calculator 460 has a control state input 442 and a power status output 462. The control state input 442 indicates the current state of the control engine 440. The power status calculator 460 utilizes an internal time base, such as a counter, timer or real-time clock, in conjunction with the control engine state to estimate the average power consumption of at least a portion of the pulse oximeter 300. The power status calculator 460 also stores a predetermined power target and compares its power consumption estimate to this target. The power status calculator 460 generates the power status output 462 as an indication that the current average power estimate is above or below the power target and provides this output 462 to the control engine 440.

FIG. 5 illustrates emitter driver output current versus time. The graph 500 depicts the combination of a red LED drive current 510 and an IR drive current 560. The solid line graph 502 illustrates drive currents having a high duty cycle. The dashed line graph 504 illustrates drive currents having a low duty cycle. In a typical pulse oximeter, the duty cycle of the drive signals is constant and provides sufficient dark bands 508 to demodulate the detector response into red and IR channels. The emitter drivers 480 (FIG. 4), however,

require a significant portion of the overall pulse oximeter power budget. Intermittently reducing the drive current duty cycle can advantageously reduce power dissipation without compromising signal integrity. As an example, a low power pulse oximeter implementation nominally consuming 500 mw may be able to reduce power consumption on the order of 70 mw by such drive current duty cycle reductions. In a preferred embodiment, the drive current duty cycle is varied within a range from about 25% to about 3.125%. In a more preferred embodiment, the drive current duty cycle is intermittently reduced from about 25% to about 3.125%. In conjunction with an intermittently reduced duty cycle or as an independent sampling mechanism, there may be a “data off” time period longer than one drive current cycle where the emitter drivers 480 (FIG. 4) are turned off. The detector front-end 490 (FIG. 4) may also be powered down during such a data off period, as described with respect to FIGS. 8 and 9, below.

FIG. 6 is a graph 600 of a pre-processor output signal 610 over time depicting the result of intermittent sampling at the detector front-end 490 (FIG. 4). The output signal 610 is a red channel 412 (FIG. 4) or an IR channel 414 (FIG. 4) output from the pre-processor 410 (FIG. 4), which is input to the post processor 430 (FIG. 4), as described above. The output signal 610 has “on” periods 612, during which time the detector front-end 490 (FIG. 4) is powered-up and “off” periods 614, during which time the detector front-end 490 (FIG. 4) is powered-down. The location and duration of the on periods 612 and off periods 614 are determined by the front-end control 364 (FIG. 4).

Also shown in FIG. 6 is a corresponding timeline 601 of overlapping data blocks 700, which are “snap-shots” of the pre-processor output signal 610 over specific time intervals. Specifically, the post processor 430 (FIG. 4) processes a sliding window of samples of the pre-processor output signal 610, as described with respect to FIGS. 7A-B, below. Advantageously, the post processor 430 (FIG. 4) continues to function during off portions 614, marking as invalid those data blocks 640 that incorporate off portions 614. A freshness counter can be used to measure the time period 660 between valid data blocks 630, which can be displayed on a pulse oximeter monitor as an indication of confidence in the current measurements.

FIGS. 7A-B illustrate data blocks 700, which are processed by the post processor 430 (FIG. 4). Each data block 700 has n samples 702 of the pre-processor output and corresponds to a time interval 704 of n/f_s , where f_s is the sample frequency. For example, in one embodiment $n=600$ and $f_s=62.5$ Hz. Hence, each data block time interval 704 is nominally 9.6 sec.

As shown in FIG. 7A, each data block 700 also has a relative time shift 706 from the preceding data block, where is an integral number of sample periods. That is, $=m/f_s$, where m is an integer representing the number of samples dropped from the preceding data block and added to the succeeding data block. In the embodiment described above, $m=75$ and $=1.2$ sec, nominally. The corresponding overlap 708 of two adjacent data blocks 710, 720 is $(n-m)/f_s$. In the embodiment described above, the overlap 708 is nominally 9.6 sec–1.2 sec=8.4 sec. The greater the overlap 708, i.e. the smaller the time shift 706, the more data blocks there are to process in the post-processor 430 (FIG. 4), with a corresponding greater power consumption. The overlap 708 between successive data blocks 710, 720 may vary from $n-1$ samples to no samples, i.e. no overlap. Also, as shown in FIG. 7B, there may be a sample gap 756 or negative overlap, i.e. samples between data blocks that are not processed by

the post-processor, allowing further post-processor power savings. Sample gaps 756 may correspond to detector front-end off periods 614 (FIG. 6).

FIG. 8 illustrates an exemplar power consumption versus time profile 800 for the pulse oximeter 300 (FIG. 3) during various control engine states. In one embodiment, the control engine 440 (FIG. 4) has three states related to the sampling control outputs 362, 364 that affect pulse oximeter power consumption accordingly. One of ordinary skill in the art will recognize that the control engine 440 (FIG. 4) may have greater or fewer states and associated power consumption levels. The profile 800 shows the three control engine states 810 and the associated power consumption levels 820. These three states are high duty cycle 812, low duty cycle 814 and data off 818.

In the high duty cycle state 812, the control engine 440 (FIG. 4) causes the emitter drivers 480 (FIG. 4) to turn on sensor emitters for a relatively long time period, such as 25% on time for each of the red 510 and IR 560 drive currents. In the low duty cycle state 814, the control engine 440 (FIG. 4) causes the emitter drivers 480 (FIG. 4) to turn on sensor emitters for a relatively short time period, such as 3.125% of the time for each of the red 510 and IR 560 drive currents. In the data off state 818, the control engine 440 (FIG. 4) turns off the emitter drivers 480 (FIG. 4) and powers down the detector front-end 490 (FIG. 4). Also shown is a predetermined target power consumption level 830. The control engine 440 (FIG. 4) alters the sensor sampling of the pulse oximeter 300 (FIG. 3) so that the average power consumption matches the target level 830, as indicated by the power status output 462 (FIG. 4), except when overridden by the signal status output 452 (FIG. 4).

As shown in FIG. 8, power consumption changes according to the control states 810 during each of the time intervals 850. In a first time interval 851, the pulse oximeter is in a low duty cycle state 814 and transitions to a high duty cycle state 812 during a second time interval 852 due to an event or low quality signal. During a third time interval 853, the pulse oximeter is able to enter the data off state 818, during which time no sensor samples are processed. In a fourth time interval 854, sensor samples are again taken, but at a low duty cycle 814. During the fifth and sixth time intervals 855, 856, sensor samples are shut off and turned on again as the pulse oximeter 300 (FIG. 3) alternates between the data off state 818 and the low duty cycle state 814 so as to maintain an average power consumption at the target level 830.

FIG. 9 illustrates a state diagram 900 for one embodiment of the control engine 440 (FIG. 4). In this embodiment, there are three control states, high duty cycle 910, low duty cycle 940 and data off 970, as described with respect to FIG. 8, above. If the control state is data off 970, an event triggers a data-off to high-duty-cycle transition 972. If the control state is low duty cycle 940, an event similarly triggers a low-duty cycle to high-duty-cycle transition 942. In this manner, the occurrence of an event initiates high duty sensor sampling, allowing high fidelity monitoring of the event. Similarly, if the control state is low duty cycle 940, low signal quality triggers a low-duty cycle to high-duty-cycle transition 942. In this manner, low signal quality initiates higher duty sensor sampling, providing, for example, a larger signal-to-noise ratio.

Also shown in FIG. 9, if the control state is high duty cycle 910 and either an event is occurring or signal quality is low, then a null transition 918 maintains the high duty cycle state 910. If the pulse oximeter is not above the power target for more than a particular time interval, a null transition 948 maintains the low duty cycle state 940, so that

sampling is turned-off only when necessary to track the power target. Further, if the control state is data off 970 and no time-out has occurred, a null transition 978 maintains the data off state 970, providing a minimum power consumption.

In addition, FIG. 9 shows that when the control state is in a high duty cycle state 910, if neither an event nor low signal quality are occurring, then a high-duty-cycle to low-duty-cycle transition 912 occurs by default. Also, if the control state is low duty cycle 940, if neither an event nor low signal quality are occurring and the power consumption is above the target level for longer than a particular time interval, a low-duty-cycle to data-off transition 944 occurs by default, allowing power consumption to come down to the target level. Further, if the control state is data off 970, if no event occurs and a timeout does occur, a data-off to low-duty-cycle transition 974 occurs by default, preventing excessively long periods of no sensor sampling.

FIG. 10 illustrates an exemplar power consumption versus time profile 1000 for the post processor 430 (FIG. 4) during various control engine states. In one embodiment, the control engine 440 (FIG. 4) has three states related to the sampling control output 366 (FIG. 4) that affect post processor power consumption accordingly. One of ordinary skill in the art will recognize that the control engine may have greater or fewer states and associated power consumption levels. The profile 1000 shows the three control engine states 1010 and the associated post processor power consumption levels 1020. These three states are large overlap 1012, medium overlap 1014 and small overlap 1018.

As shown in FIG. 10, in the large overlap state 1012, the control engine 440 (FIG. 4) causes the post processor to process data blocks that have a comparatively small time shift 706 (FIG. 7A), and the post processor exhibits relatively high power consumption under these conditions, say 300 mw. In the medium overlap state 1014, the control engine 440 (FIG. 4) causes the post processor to process data blocks that have a comparatively larger time shift 706 (FIG. 7A). For example, the data blocks may be time shifted twice as much as for the large overlap state 1012, and, as such, the post processor performs only half as many computations and consumes half the nominal power, say 150 mw. In the small overlap state 1018, the control engine 440 (FIG. 4) causes the post processor to process data blocks that have a comparatively large time shift. For example, the data blocks may be time shifted twice as much as for the medium overlap state 1014. As such, the post processor performs only a quarter as many computations and consumes a quarter of the nominal power, say 75 mw, as for the large overlap state 1012. In one embodiment, the control engine 440 (FIG. 4) alters the data block overlap of the post processor in conjunction with the duty cycle of the emitter drivers described with respect to FIG. 5, above, and the front-end sampling described with respect to FIG. 6, above, so that the average power consumption of the pulse oximeter matches a target level indicated by the power status output 462 (FIG. 4) or so that the power consumption is otherwise reduced or minimized.

In a preferred embodiment, data blocks are time shifted by either about 0.4 sec or about 1.2 sec, depending on the overlap state of the control engine 440 (FIG. 4). In a more preferred embodiment, the data blocks are varied between about 1.2 sec and about 4.8 sec. In a most preferred embodiment, the data blocks are time shifted by either about 1.2 sec, about 2.4 sec or about 4.8 sec, depending on the overlap state of the control engine 440 (FIG. 4). Although the post-processing of data blocks is described above with

respect to only a few overlap states and a corresponding number of particular data block time shifts, there may be many overlap states and a corresponding range of data block time shifts.

Further shown in FIG. 10, power consumption 1020 changes according to the control states 1010 during each of the time intervals 1050. In a first time interval 1052, the post processor is in a large overlap state 1012 and transitions to a medium overlap state 1014 during a second time interval 1054, so as to meet a power target during a high signal quality period, for example. During a third time interval 1055, the post processor enters a small overlap state 1018, for example to meet a power target by further reducing power consumption. In a fourth time interval 1056, the post processor transitions back to a large overlap state 1012, such as during an event or low signal quality conditions.

FIG. 11 illustrates a state diagram 1100 for one embodiment of the control engine 440 (FIG. 4). These states may function in parallel with, or in combination with, the sampling states described with respect to FIG. 9, above. In the illustrated embodiment, there are three control states, large overlap 1110, medium overlap 1140 and small overlap 1170, as described with respect to FIG. 10, above. If the control state is small overlap 1170, an event triggers a small overlap to large overlap transition 1172. If the control state is medium overlap 1140, an event similarly triggers a medium overlap to large-overlap transition 1142. In this manner, the occurrence of an event initiates the processing of more data blocks, allowing more robust signal statistics and higher fidelity monitoring of the event. Similarly, if the control state is medium overlap 1140, low signal quality triggers a medium overlap to large overlap transition 1142. In this manner, low signal quality initiates the processing of more data blocks, providing more robust signal statistics during lower signal-to-noise ratio periods.

Also shown in FIG. 11, if the control state is large overlap 1110 and either an event is occurring or signal quality is low, then a null transition 1118 maintains the large overlap state 1110. If the pulse oximeter is not above the power target for more than a particular time interval, a null transition 1148 maintains the medium overlap state 1140, so that reduced data processing occurs only when necessary to track the power target. Further, if the control state is small overlap 1170, a null transition 1178 maintains this power saving state until the power target is reached or an event or low signal quality condition occurs.

In addition, FIG. 11 shows that when the control state is in a large overlap state 1110, if neither an event nor low signal quality are occurring, then a large overlap to medium overlap transition 1112 occurs by default. Also, if the control state is medium overlap 1140, if the power consumption is above the target level for longer than a particular time interval and no low signal quality condition or event is occurring, a medium overlap to small overlap transition 1174 occurs, allowing power consumption to come down to the target level. Further, if the control state is small overlap 1170, if no event occurs but the power target has been met, a small overlap to medium overlap transition 1174 occurs.

A low power pulse oximeter embodiment is described above as having a power status calculator 460 (FIG. 4) and an associated power target. Another embodiment of a low power pulse oximeter, however, functions without either a power status calculator or a power target, utilizing the sampling controls 362, 364, 366 (FIG. 3) in response to internal parameters and/or output parameters, such as signal statistics 344 (FIG. 3) and/or physiological measurements

342 (FIG. 3) to reduce power consumption except during, say, periods of low signal quality and physiological events.

One of ordinary skill in the art will recognize that various state diagrams are possible representing control of the emitter drivers, the detector front-end and the post-processor. Such state diagrams may have fewer or greater states with differing transitional characteristics and with differing relationships between sampling mechanisms than the particular embodiments described above. In relatively simple embodiments of the control engine 440 (FIG. 4), only a single sampling mechanism is used, such as the sampling mechanism used to vary the duty cycle of the emitter drivers. The single sampling mechanism may be based only upon internal parameters, such as signal quality, only upon output parameters, such as those that indicate the occurrence of physiological events, or upon a combination of internal and output parameters, with or without a power target.

In relatively more complex embodiments of the control engine 440 (FIG. 4), sampling mechanisms are used in combination. These sampling mechanisms may be based only upon internal parameters, only upon output parameters, or upon a combination of internal and output parameters, with or without a power target. In a particular embodiment, the emitter duty-cycle, front-end duty-cycle and data block overlap sampling mechanisms described above are combined. A “reduced overlap” state relating to the post-processing of data blocks is added to the diagram of FIG. 9 between the “low duty cycle” state and the “data off” state. That is, sampling is varied between a high duty cycle state, a low duty cycle state, a reduced overlap state and a data off state in response to signal quality and physiological events, with or without a power target.

The low power pulse oximeter has been disclosed in detail in connection with various embodiments. These embodiments are disclosed by way of examples only and are not to limit the scope of the claims that follow. One of ordinary skill in the art will appreciate many variations and modifications.

What is claimed is:

1. A method of operating a patient monitor configured to monitor at least a pulse rate of a patient by processing signals responsive to light attenuated by body tissue, the method comprising:

operating the patient monitor according to a first control protocol, wherein said operating includes activating a first control protocol light source in accordance with the first control protocol, the first control protocol light source including one or more of a plurality of light sources;

when operating according to the first control protocol, calculating, by the patient monitor, measurement values of the pulse rate, the measurement values responsive to light from the first control protocol light source, detected by a detector of an optical sensor after attenuation by body tissue of the patient using the patient monitor;

generating a trigger signal, wherein generating said trigger signal is responsive to at least one of: a comparison of processing characteristics to a predetermined threshold, a physiological event, or signal quality characteristics of signals received from the detector;

in response to receiving the trigger signal, operating the patient monitor according to a second control protocol different from the first control protocol, wherein said operating includes activating a second control protocol light source in accordance with the second control

protocol, the second control protocol light source including one or more of the plurality of light sources; and

when operating the patient monitor according to the second control protocol, calculating the measurement values of the pulse rate, the measurement values responsive to light from the second control protocol light source, detected by the detector after attenuation by the body tissue of the patient using the patient monitor,

wherein said operating of the patient monitor according to the first control protocol operates the first control protocol light source according to a first duty cycle and said operating of the patient monitor according to the second control protocol operates the second control protocol light source according to a second duty cycle, wherein power consumption of the first control protocol light source according to the first duty cycle is different than power consumption of the second control protocol light source according to the second duty cycle.

2. The method of claim 1, wherein the first control protocol light source operates on the first duty cycle having an active time and an inactive time according to the first control protocol, wherein the second control protocol light source operates on the second duty cycle having an active time and an inactive time according to the second control protocol, the active time of the first duty cycle having a first duration and the active time of the second duty cycle having a second duration, wherein the first duration and the second duration are different.

3. The method of claim 2, wherein the second duration is longer than the first duration.

4. The method of claim 1, wherein power consumption during said operating at the second control protocol is greater than power consumption during said operating at the first control protocol.

5. The method of claim 1, wherein said operating the patient monitor according to the first control protocol consumes a relatively small amount of power, and wherein said operating the patient monitor according to the second control protocol consumes a relatively large amount of power.

6. The method of claim 1, wherein said operating the patient monitor in accordance with the first control protocol comprises operating the first control protocol light source in a data off state.

7. The method of claim 1, wherein said signals received from the detector are responsive to the detected light of the first control protocol light source or the second control protocol light source.

8. The method of claim 7, wherein the signal quality characteristics includes at least one of signal strength, a presence of noise, or a presence of motion induced noise.

9. The method of claim 1, wherein the physiological event includes at least one of oxygen desaturation, an abnormal pulse rate, or an abnormal plethysmograph waveform.

10. The method of claim 9, wherein the physiological event includes the abnormal pulse rate and wherein the abnormal pulse rate includes an elevated pulse rate.

11. A patient monitor configured to monitor at least a pulse rate of a patient by processing signals responsive to light attenuated by body tissue, the patient monitor comprising:

a plurality of light sources;

at least one detector of an optical sensor configured to receive light after attenuation by body tissue of the patient using the patient monitor; and

13

one or more processors configured to:
 operate the patient monitor according to a first control
 protocol, wherein said operating includes activating a
 first control protocol light source in accordance with
 the first control protocol, the first control protocol light
 source including one or more of said plurality of light
 sources;
 when operating according to the first control protocol,
 calculate, by the patient monitor, measurement values
 of the pulse rate, the measurement values responsive to
 light from the first control protocol light source,
 detected by said at least one detector after attenuation
 by the body tissue of the patient using the patient
 monitor;
 generate a trigger signal, wherein generation of said
 trigger signal is responsive to at least one of: a com-
 parison of processing characteristics to a predetermined
 threshold, a physiological event, or signal quality char-
 acteristics of signals received from the detector;
 in response to receiving the trigger signal, operate the
 patient monitor according to a second control protocol
 different from the first control protocol, wherein said
 operation includes activating a second control protocol
 light source in accordance with the second control
 protocol, the second control protocol light source
 including one or more of said plurality of light sources;
 and
 when operating the patient monitor according to the
 second control protocol, calculate the measurement
 values of the pulse rate, the measurement values
 responsive to light from the second control protocol
 light source, detected by said at least one detector after
 attenuation by the body tissue of the patient using the
 patient monitor,
 wherein said operation of the patient monitor according to
 the second control protocol operates the first control

14

protocol light source according to a first duty cycle and
 said operation of the patient monitor according to the
 second control protocol operates the second control
 protocol light source according to a second duty cycle,
 wherein power consumption of the first control proto-
 col light source according to the first duty cycle is
 different than power consumption of the second control
 protocol light source according to the second duty
 cycle.

12. The patient monitor of claim 11, wherein said opera-
 tion of the first control protocol light source on the first duty
 cycle has an active time and an inactive time according to
 the first control protocol, wherein said operation of the
 second control protocol light source on the second duty
 cycle has an active time and an inactive time according to
 the second control protocol, wherein the active time of the
 first duty cycle has a first duration and the active time of the
 second duty cycle has a second duration, wherein the first
 duration and the second duration are different.

13. The patient monitor of claim 12, wherein the second
 duration is longer than the first duration.

14. The patient monitor of claim 11, wherein power
 consumption during said operation at the second control
 protocol is greater than power consumption during said
 operation at the first control protocol.

15. The patient monitor of claim 11, wherein said opera-
 tion of the patient monitor in accordance with the first
 control protocol comprises operating the first control pro-
 tocol light source in a data off state.

16. The patient monitor of claim 11, wherein said signals
 received from the detector are responsive to the detected
 light of the first control protocol light source or the second
 control protocol light source.

* * * * *

专利名称(译)	低功率脉搏血氧仪		
公开(公告)号	US10433776	公开(公告)日	2019-10-08
申请号	US16/174144	申请日	2018-10-29
[标]申请(专利权)人(译)	梅西莫股份有限公司		
申请(专利权)人(译)	Masimo公司		
当前申请(专利权)人(译)	Masimo公司		
[标]发明人	AL ALI AMMAR		
发明人	AL-ALI, AMMAR		
IPC分类号	A61B5/1455 A61B5/00		
CPC分类号	A61B5/14551 A61B5/1455 A61B2560/0209		
优先权	10/184028 2004-02-24 US 60/302564 2001-07-02 US		
其他公开文献	US20190069814A1		
外部链接	Espacenet		

摘要(译)

脉搏血氧仪可以在没有压倒性条件的情况下降低功耗。可以单独或组合使用各种采样机制。可以监视各种参数以触发或覆盖降低的功耗状态。以这种方式，脉搏血氧仪可以降低功耗，而不会在例如高噪声条件或氧饱和度降低的情况下降低性能。

