



US 20180153414A1

(19) **United States**

(12) **Patent Application Publication**

**Hall et al.**

(10) **Pub. No.: US 2018/0153414 A1**

(43) **Pub. Date: Jun. 7, 2018**

(54) **EXCREMENT-BASED BODY TEMPERATURE MEASUREMENT DEVICE**

(52) **U.S. Cl.**

CPC *A61B 5/01* (2013.01); *G01J 5/34* (2013.01); *G01J 5/0003* (2013.01); *A61B 5/0082* (2013.01); *A47K 13/24* (2013.01); *E03D 11/13* (2013.01); *A61B 5/6887* (2013.01); *G01J 5/0025* (2013.01)

(71) Applicants: **David R. Hall**, Provo, UT (US); **Dan Allen**, Springville, UT (US); **Cameron Price**, Provo, UT (US)

(72) Inventors: **David R. Hall**, Provo, UT (US); **Dan Allen**, Springville, UT (US); **Cameron Price**, Provo, UT (US)

(57)

**ABSTRACT**

Body temperature of a toilet user may be non-intrusively obtained on a regular basis using one or more non-contact optical temperature sensors having a field-of-view between a surface of a toilet bowl and a user of the toilet while the user is releasing body excrement into the toilet. An output of the non-contact optical temperature sensor is used to determine a body temperature of the user based on at least one of: a temperature of the body excrement while the body excrement is in the field-of-view of the non-contact optical temperature sensor, a temperature of a perineal area of the user while using the toilet, a temperature of the body excrement while the body excrement is detached from the body and falling toward the surface of the toilet bowl, or a combination thereof.

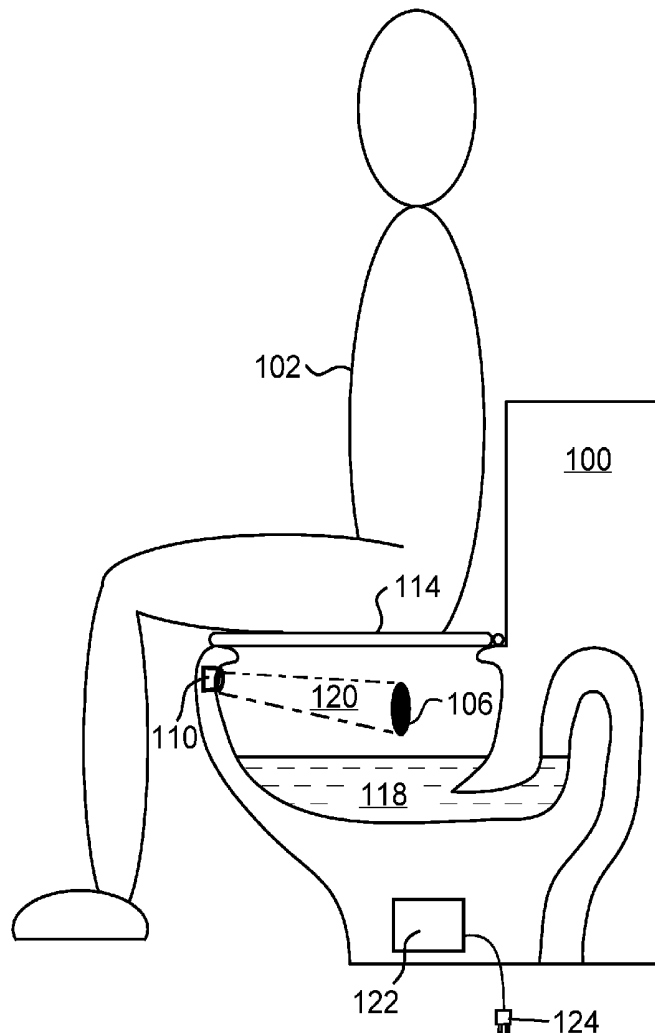
(21) Appl. No.: **15/367,591**

(22) Filed: **Dec. 2, 2016**

**Publication Classification**

(51) **Int. Cl.**

<i>A61B 5/01</i>	(2006.01)
<i>G01J 5/34</i>	(2006.01)
<i>G01J 5/00</i>	(2006.01)
<i>A47K 13/24</i>	(2006.01)
<i>E03D 11/13</i>	(2006.01)
<i>A61B 5/00</i>	(2006.01)



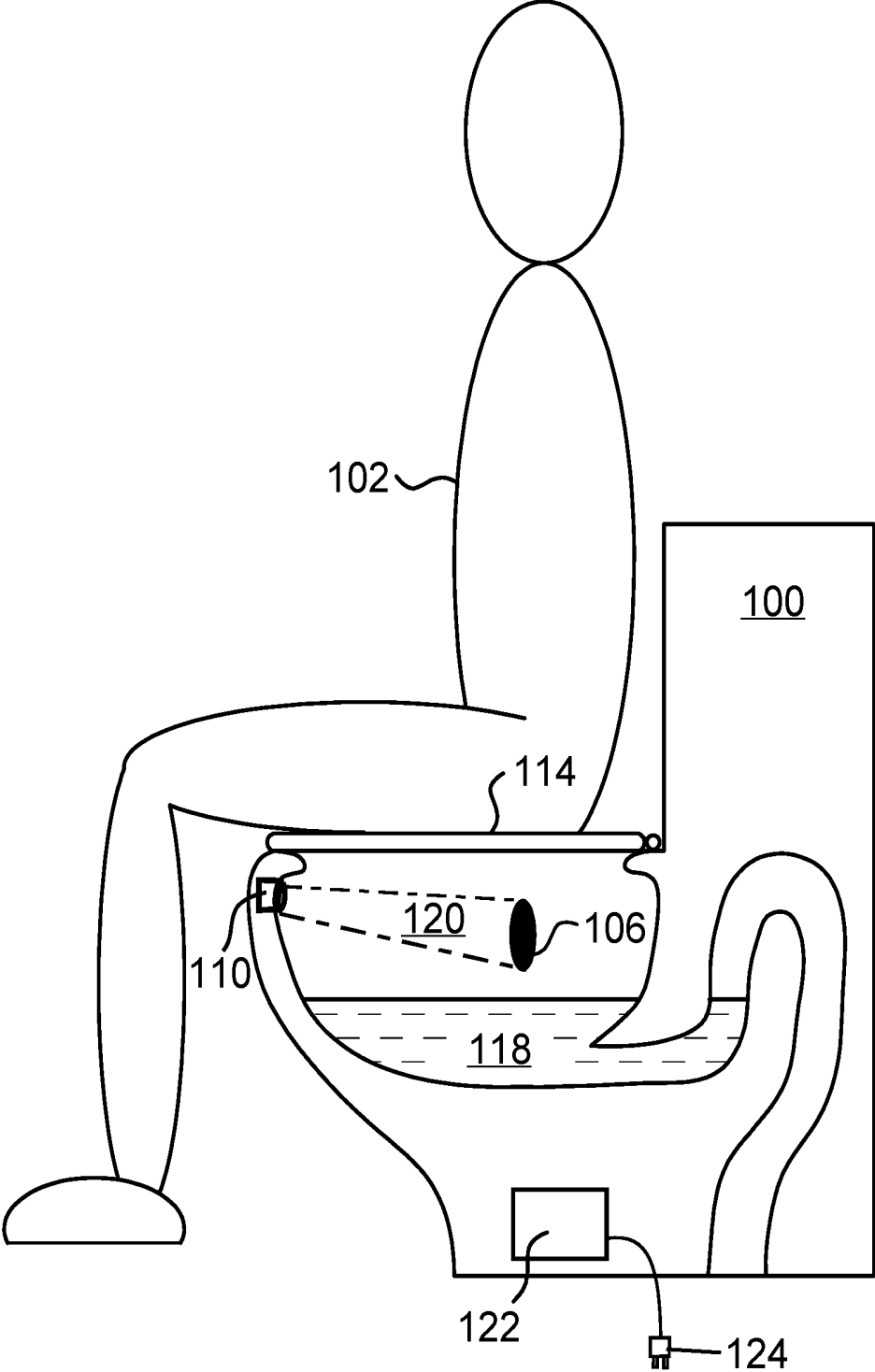


FIG. 1

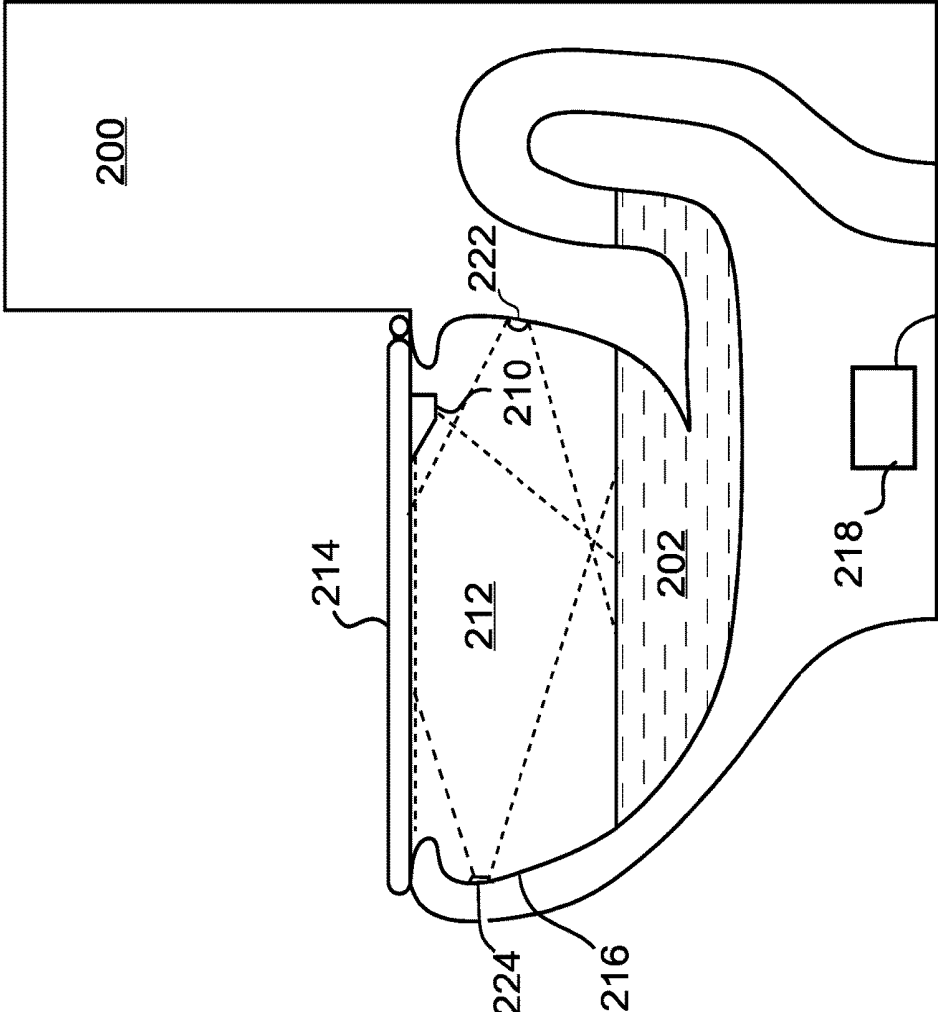


FIG. 2

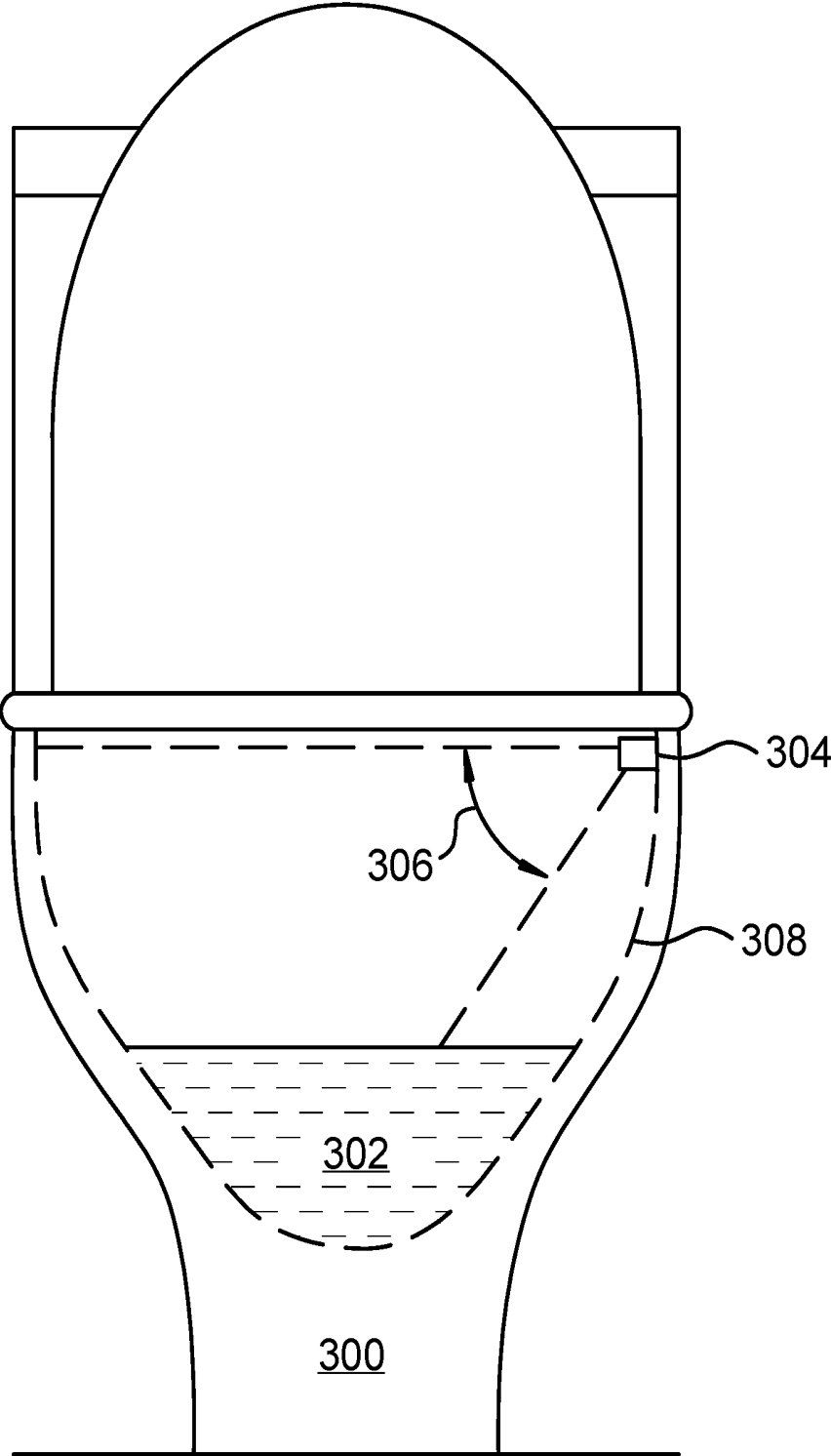


FIG. 3

400 ↘

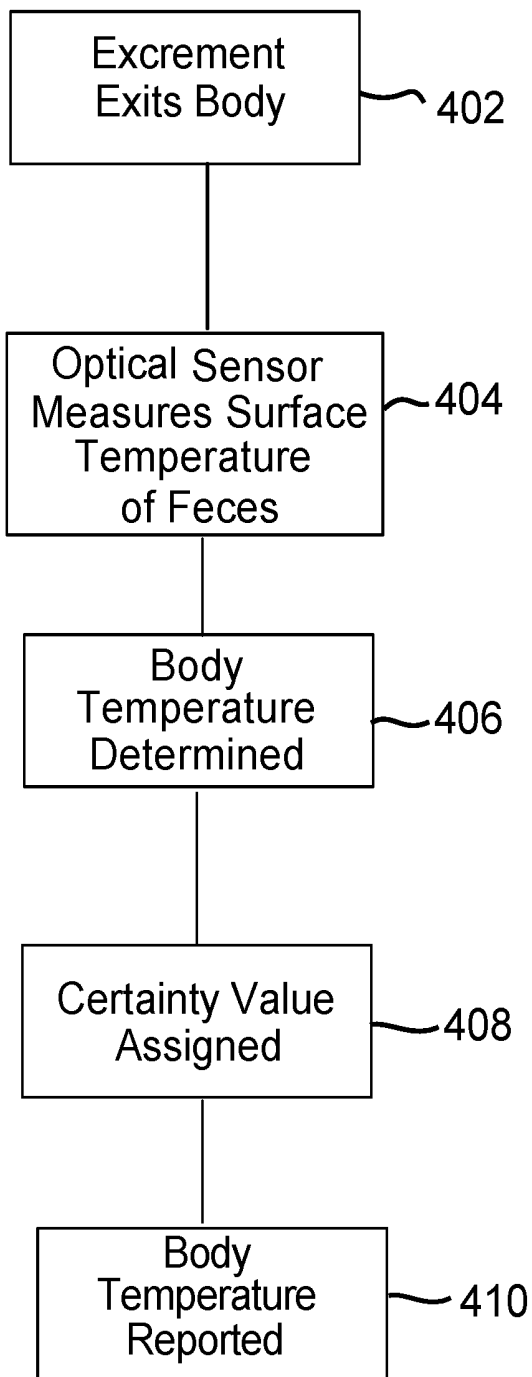


FIG. 4

500 ↘

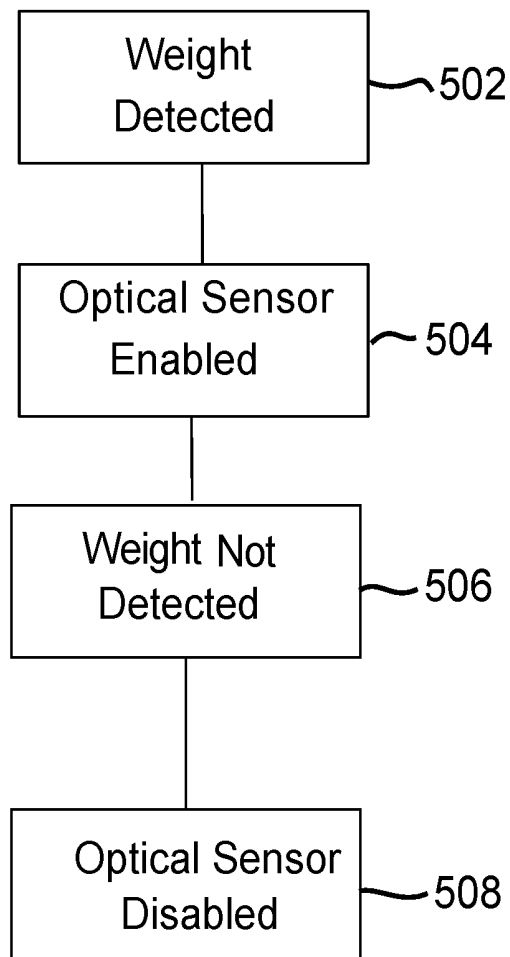


FIG. 5

600 ↘

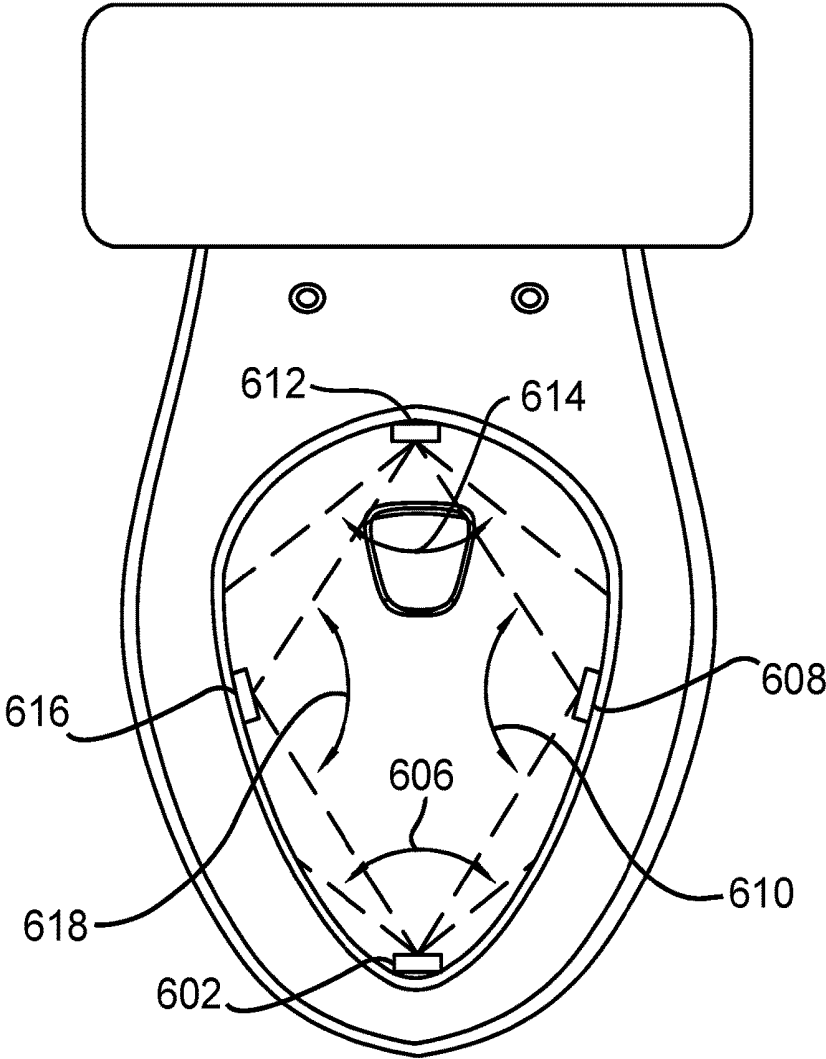


FIG. 6

700

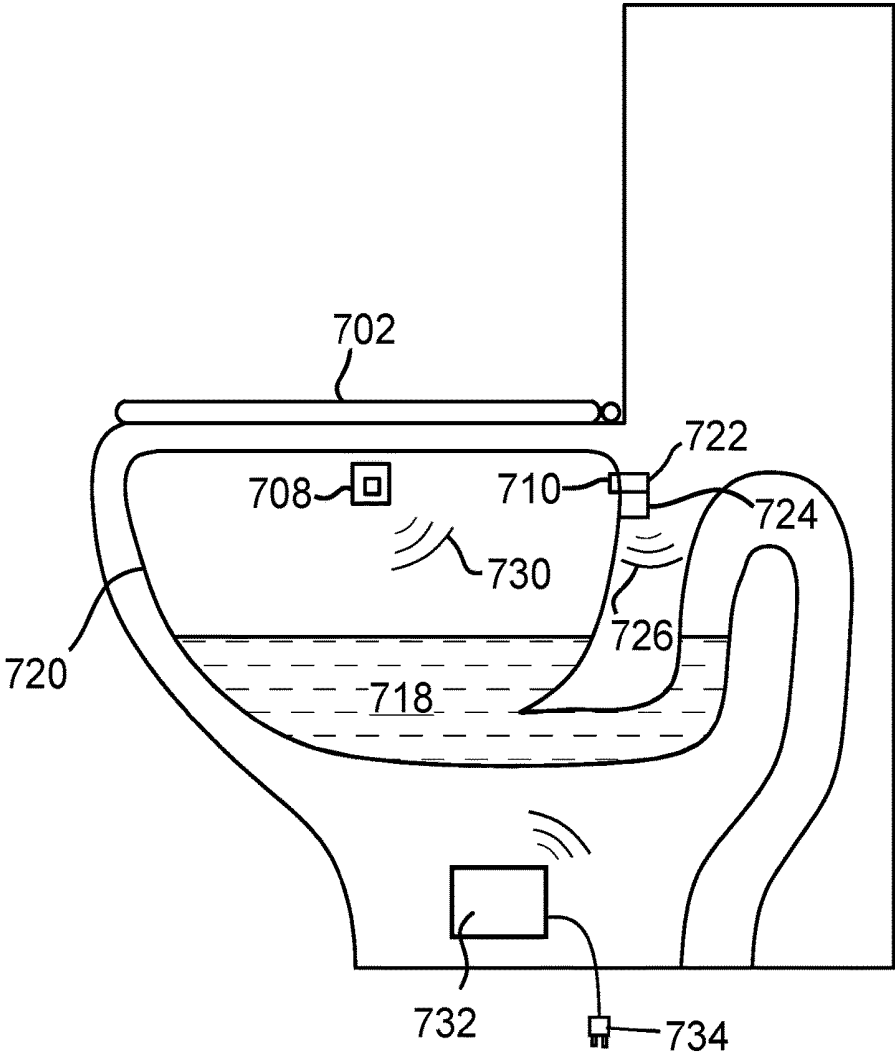


FIG. 7

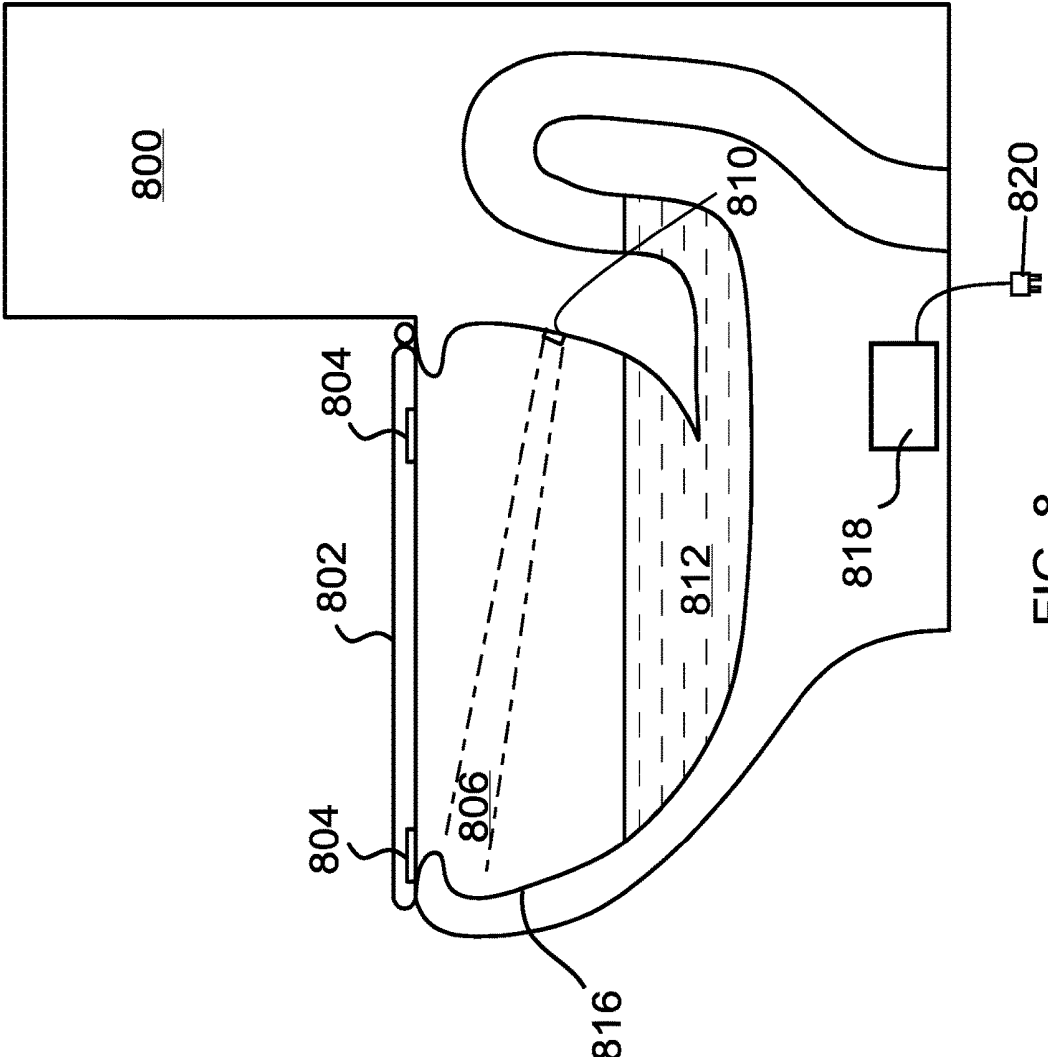


FIG. 8

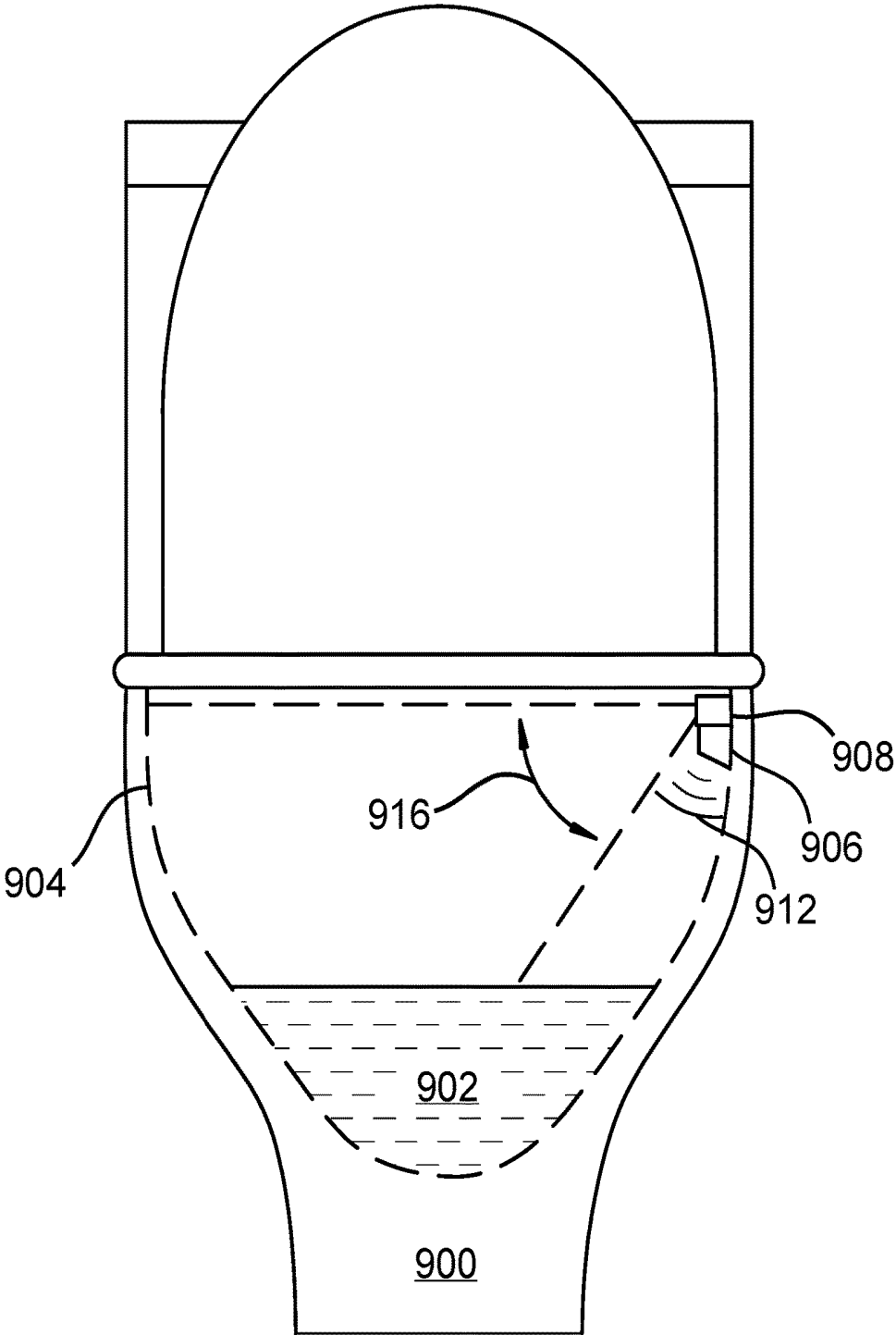


FIG. 9

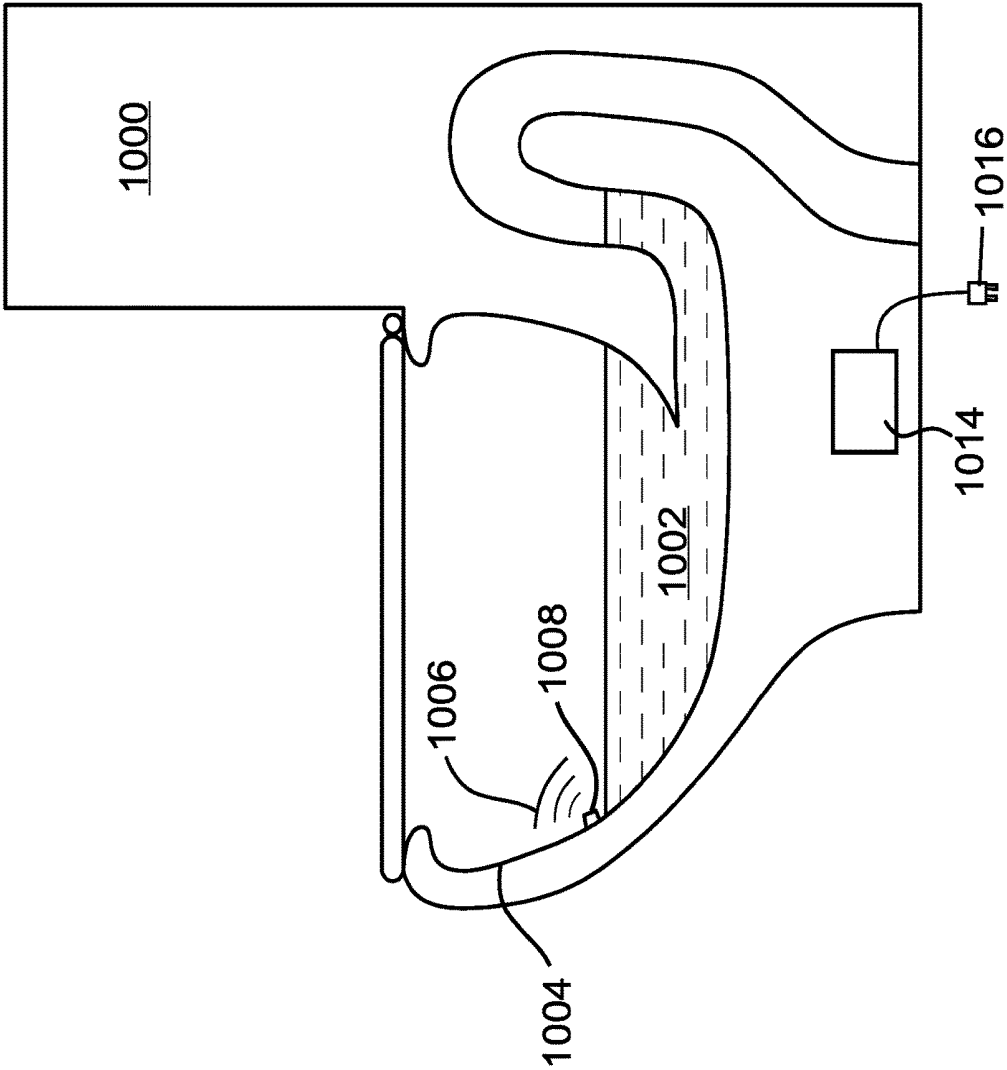


FIG. 10

## EXCREMENT-BASED BODY TEMPERATURE MEASUREMENT DEVICE

### BACKGROUND

#### Field of the Invention

[0001] The present invention relates to the measurement of body temperature using human excrement.

#### Background of the Invention

[0002] Non-contact temperature sensors are well known for measuring temperatures of objects at a distance. Fast response and high accuracy non-contact temperature devices are manufactured by Fluke, Omega, and FLIR.

[0003] For management and detection of various health conditions, it is useful to track body temperature in non-intrusive and regular intervals.

### SUMMARY

[0004] By using a toilet temperature measurement device, it is possible to determine a body temperature of a toilet user based on a temperature profile of feces produced by the user. Body excrement can be measured at multiple points by a non-contact optical temperature sensor allowing a body temperature of a user to be accurately determined.

[0005] Body temperature of a toilet user may be non-intrusively obtained on a regular basis using one or more non-contact optical temperature sensors having a field-of-view between a surface of a toilet bowl of a toilet and a user of the toilet while the user is releasing body excrement into the toilet. An output of the non-contact optical temperature sensor is used to determine a body temperature of the user based on at least one of: a temperature of the body excrement while the body excrement is in the field-of-view of the non-contact optical temperature sensor, a temperature of a perineal area of the user while using the toilet, a temperature of the body excrement while the body excrement is detached from the body and falling toward the surface of the toilet bowl, or a combination thereof.

[0006] An excrement-based body temperature measurement device may include one or more non-contact optical temperature sensors. The non-contact optical temperature sensors may be used to determine a surface temperature of body excrement as it exits a toilet user's body or falls from the toilet user's body into water in a toilet bowl. One or more non-contact optical temperature sensors may be mounted on a toilet seat of a toilet. One or more of the non-contact optical temperature sensors may be mounted in a toilet bowl. The non-contact optical temperature sensors may have a field of view which is below a plane of the toilet seat. The non-contact optical temperature sensors may have a field of view below a rim of the toilet bowl. The non-contact optical temperature sensors may be thermal imaging sensors. The non-contact optical temperature sensors may use a medium wavelength infrared camera. The non-contact optical temperature sensors may use a long wavelength infrared camera. The non-contact optical temperature sensors may use a visible light camera. The non-contact optical temperature sensor may be a photodetector. The non-contact optical temperature sensor may be a pyrometer. Thermal images, thermal signatures, and/or thermal gradients may be obtained and used to determine a toilet user's body temperature. The non-contact optical temperature sensor may be

used as a proximity detector and a thermal detector. The toilet may include one or more wireless transmitters or receivers. The non-contact optical temperature sensor may be a plurality of non-contact optical temperature sensors oriented such that a juxtaposition of input from the plurality of non-contact optical temperature sensors provides a complete view of events within a bowl of a toilet.

[0007] Temperature measurements may be collected continuously as excrement exits a user and falls into toilet bowl water. Temperature measurement data may be used to estimate a user's body temperature based on an average surface temperature of fecal matter leaving a user's body. The data points may all receive equal weight in the average, or data points may be weighted depending on their quality, thus yielding a more accurate estimated body temperature. The accuracy of a body temperature estimate may be presented to the user as a certainty value that indicates an accuracy of the estimated body temperature. A certainty value may be affected by length, texture, density, consistency, or circumference of the excrement. The certainty value may also be affected by the rate at which the excrement leaves the body. The certainty value may also be affected by other factors such as ambient temperature, age and cleanliness of the non-contact optical temperature sensor.

[0008] In an example, a toilet comprises an excrement-based body temperature measurement device that comprises a non-contact optical temperature sensor mounted at a rear end of the toilet bowl. The non-contact optical temperature sensor comprises a field of view that may be adjusted by the user. The non-contact optical temperature sensor may also comprise a field of measurement that may be adjusted within the bounds of the field of view. The field of measurement allows a non-contact optical temperature sensor to measure specific points of a user's excrement as it passes, and also allows it to track a user's excrement as it falls. This is particularly useful if initial readings were inconclusive.

[0009] In another example a toilet comprises an excrement-based body temperature measurement device that comprises a non-contact optical temperature sensor mounted on a toilet seat. The non-contact optical temperature sensor may be a thermal imaging sensor, a medium wavelength infrared camera, a long wavelength infrared camera, or a visible light camera. The non-contact optical temperature sensor may comprise a field of view wherein no portion of the field of view extends beyond confines of a toilet bowl comprised in the toilet and includes some or all of the water in the toilet bowl. The toilet also comprises a controller and power source. The power source may be battery power, generator power, or a wired power connection. The controller comprises one or more processors, memory, and wireless/wired transceivers for communicating data to remote computers, user devices, and remote databases. The controller is operably connected to one or more non-contact optical temperature sensors. A processor in the controller may be programmed to carry out data manipulation functions, data processing functions, data filtering functions, and programmed application data functions. Memory in the controller may store program data for carrying out programmed data functions. Data may be communicated over the Internet or over local networks and devices.

### BRIEF DESCRIPTION OF THE DRAWINGS

[0010] In order that the advantages of the invention will be readily understood, a more particular description of the

invention briefly described above will be rendered by reference to specific embodiments illustrated in the appended drawings. Understanding that these drawings depict only typical embodiments of the invention and are not therefore to be considered limiting of its scope, the invention will be described and explained with additional specificity and detail through use of the accompanying drawings, in which:

[0011] FIG. 1 shows a side cross-sectional view of the excrement-based body temperature measurement device in use;

[0012] FIG. 2 shows a side cross-sectional view of the excrement-based body temperature measurement device in accordance with an embodiment of the invention;

[0013] FIG. 3 is frontal cross-sectional view of the excrement-based body temperature measurement device;

[0014] FIG. 4 charts the flow of functions in an embodiment of the excrement-based body temperature measurement device using a thermal imaging device;

[0015] FIG. 5 charts the flow of functions in an embodiment of the excrement-based body temperature measurement device using a weight sensor;

[0016] FIG. 6 is a top down view of the excrement-based body temperature measurement device;

[0017] FIG. 7 is a side cross-sectional view of the excrement-based body temperature measurement device;

[0018] FIG. 8 is a side cross-sectional view of the excrement-based body temperature measurement device in accordance with an embodiment of the invention;

[0019] FIG. 9 is a front cross-sectional view of the excrement-based body temperature measurement device in accordance with an embodiment of the invention; and

[0020] FIG. 10 is a side cross-sectional view of the excrement-based body temperature measurement device in accordance with an embodiment of the invention.

#### DETAILED DESCRIPTION

[0021] It will be readily understood that the components of the present invention, as generally described and illustrated in the Figures herein, could be arranged and designed in a wide variety of different configurations. Thus, the following more detailed description of the embodiments of the invention, as represented in the Figures, is not intended to limit the scope of the invention, as claimed, but is merely representative of certain examples of presently contemplated embodiments in accordance with the invention. The presently described embodiments will be best understood by reference to the drawings, wherein like parts are designated by like numerals throughout.

[0022] Referring to FIG. 1, a toilet 100 comprise an excrement-based body temperature measurement device that comprises a non-contact optical temperature sensor 110. In an embodiment, the non-contact optical temperature sensor 110 may be a thermal imaging sensor, a medium wavelength infrared camera, a long wavelength infrared camera, or a visible light camera. A user 102 is shown seated on the toilet seat 114 releasing excrement 106. The non-contact optical temperature sensor 110 is mounted in such a way as to view an interior space of a toilet bowl 120 and more specifically the feces 106. Defecation events have a distinctive thermal image or thermal pattern allowing the defecation events to be distinguished from urination events. Defecation events may be compared to thermal patterns generated by one or more of the following: the toilet bowl, body parts of the toilet user, water in the toilet bowl, and/or by comparison of

thermal patterns of previous elimination events. Thermal patterns of previous and instant defecation events and of urination events may be compared to each other in order to distinguish a urination event from a defecation event. The field of view of the non-contact optical temperature sensor 110 may originate on a side, front or back of toilet bowl 120 and expands outward to include water 118 and feces 106. The non-contact optical temperature sensor 110 may be oriented such that buttocks of the user 102 are not within the field of view of the non-contact optical temperature sensor 110. However, removing the buttocks of the user 102 from the field of view may negatively impact a certainty value that is generated by the body temperature measurement device as the most accurate temperatures may be acquired close to the user's 102 anus. The field of view may also be user-adjustable to address a user's privacy concerns. Additional non-contact optical temperature sensors 110 may form an array of non-contact optical temperature sensors used to expand a field of view of an inner area of toilet 100. Additional sensors may be located in a contiguous linear sensor array or be positioned at different locations around toilet bowl 120. A body temperature of toilet user 102 may be determined by a heat signature or thermal gradient produced by feces 106 as read or detected by sensor 110 while falling from user 102 into toilet bowl water 118. A body temperature of user 103 may be obtained by an averaged or selectively averaged temperature signature or temperature gradient produced by surface area of feces 106. An area consistent temperature on the surface of the feces may be selected as useable temperature data and used to determine a body temperature of user 102. Alternatively, an instantaneous temperature reading of a portion of the feces 106 may be used to determine a body temperature of user 102.

[0023] Toilet 100 may contain a controller 122, and power source 124. Power source 124 may be battery power, generator power, or a wired power connection. Controller 122 may contain one or more processors, memory, and wireless/wired transceivers for communicating data to remote computers, user devices, and remote databases. Controller 122 may be operably connected to one or more non-contact optical temperature sensors. A processor in the controller may be programmed to carry out data manipulation functions, data processing functions, data filtering functions, and programmed application data functions. Memory in the controller may store program data for carrying out programmed data functions. Data may be communicated over the Internet or over local networks and devices.

[0024] FIG. 2 shows a toilet 200 comprising an excrement-based body temperature measurement device comprising a non-contact optical temperature sensors 210, 222, and 224. A toilet seat 214 comprises the non-contact optical temperature sensor 210. The non-contact optical temperature sensor 210 may be a thermal imaging sensor, a medium wavelength infrared camera, a long wavelength infrared camera, or a visible light camera. The sensor 210 may additionally or alternatively, work as a motion sensor or light detector. The non-contact optical temperature sensor 210 comprises a field of view 212 wherein no portion of the field of view 212 extends beyond confines of a toilet bowl 216 comprised in the toilet 200 and includes some or all of water 202 in the toilet bowl 216.

[0025] A toilet bowl 216 comprises the non-contact optical temperature sensor 224. The non-contact optical tempera-

ture sensor **224** may be a thermal imaging sensor, a medium wavelength infrared camera, a long wavelength infrared camera, or a visible light camera. The sensor **224** may additionally or alternatively, work as a motion sensor or light detector. The non-contact optical temperature sensor **224** comprises a field of view **212** wherein with a portion of the field of view **212** extending beyond the confines of a toilet bowl **216** into a perineal area of a toilet user.

[0026] A toilet bowl **216** comprises the non-contact optical temperature sensor **222**. The non-contact optical temperature sensor **222** may be a thermal imaging sensor, a medium wavelength infrared camera, a long wavelength infrared camera, or a visible light camera. The sensor **222** may additionally or alternatively, work as a motion sensor or light detector. The non-contact optical temperature sensor **222** comprises a field of view **212** wherein with a portion of the field of view **212** extending beyond the confines of a toilet bowl **216** into a perineal area of a toilet user.

[0027] Non-contact temperature sensors **210**, **222**, and **224** may be used individually or in combination to obtain a body temperature of a toilet user. Statistical analysis may be performed on individual sensor readings and/or on combinations of sensor readings to obtain an accurate temperature of a toilet user.

[0028] Toilet **200** may contain a controller **218**, and power source **220**. Power source **220** may be battery power, generator power, or a wired power connection. Controller **218** may contain one or more processors, memory, and wireless/wired transceivers for communicating data to remote computers, user devices, and remote databases. Controller **218** may be operably connected to one or more non-contact optical temperature sensors. A processor in the controller may be programmed to carry out data manipulation functions, data processing functions, data filtering functions, and programmed application data functions. Memory in the controller may store program data for carrying out programmed data functions. Data may be communicated over the Internet or over local networks and devices.

[0029] FIG. 3 shows a toilet **300** comprising an excrement-based body temperature measurement device that comprises a non-contact optical temperature sensor **304** mounted in a toilet bowl **308**. The non-contact optical temperature sensor **304** may be a thermal imaging sensor, a medium wavelength infrared camera, a long wavelength infrared camera, or a visible light camera. The non-contact optical temperature sensor **304** comprises a field of view **306**, which is oriented on an interior side of toilet bowl **308**, with an upper limit of the field of view **306** not extending outside the confines of the toilet bowl **308**, and with a lower limit that includes some or all of the water **302**. The non-contact optical temperature sensor **304** may be user-adjustable such that the field of view may be changed according to user preferences.

[0030] FIG. 4 shows a stepwise process **400** for measuring a body temperature of a user. Excrement begins to exit a user's body in step **402**, then, at step **404**, a non-contact optical temperature sensor detects movement and measures a surface temperature of feces exiting the user's body or falling from the user's body into a toilet bowl. The initial measurement in step **404** may be taken as the excrement is still exiting and attached to the user or as the excrement is falling into a toilet bowl. When the non-contact optical temperature sensor observes that the excrement has completely exited the user and passed the selected point of

measurement, temperature measurements cease to be gathered. In step **406**, the temperatures that were collected may be averaged into a single temperature that correlates to a specific body temperature. The average temperature of the excrement may be produced by dividing the sum of the temperatures collected divided by the number of temperatures collected. The average temperature may also be determined using a weighted average where temperature measurements from later portions of the excrement carry more weight than temperature measurements from initial portions of the excrement. Greater weight may also be given to portions of excrement that are thicker, denser, or closer to a middle point of the excrement. This may be used to help increase the accuracy of an estimated body temperature that is calculated. The estimated body temperature is assigned a specific certainty value in step **408**. The certainty value is based on factors observed as the excrement exits the user's body. The certainty value may be affected by length, texture, density, consistency, or circumference of the excrement. The certainty value may also be affected by the rate at which the excrement leaves the body. The certainty value may also be affected by other factors such as ambient temperature, age and cleanliness of the non-contact optical temperature sensor. In step **410** the body temperature from step **406** and the certainty value from step **408** are reported to the user. The reporting may occur by means of a display screen, a wireless transmittance to a user device, or an audio/video output.

[0031] FIG. 5 shows a stepwise method **500** for an embodiment of a body temperature apparatus wherein a strain gauge or weight sensor **502** triggers or enables a non-contact optical temperature sensor **504** to start reading temperature data within a toilet bowl when a toilet user sits on a toilet seat of a toilet. After the user is finished and weight is removed from the toilet seat at step **506** the non-contact optical temperature sensor is disabled at step **508**. A strain gauge or weight sensor may provide an input to a controller within the toilet triggering the non-contact optical temperature sensor when weight is sensed on a toilet seat. When weight is removed, the non-contact optical temperature sensor may be disabled.

[0032] FIG. 6 shows a top down view of toilet **600** comprising an excrement-based body temperature measurement device that comprises non-contact optical temperature sensors **602**, **608**, **612**, and **616** that comprise fields of view **606**, **610**, **614**, and **618** respectively. The non-contact optical temperature sensors **602**, **608**, **612**, and **616** are mounted such that an aggregate view created by the fields of view **606**, **610**, **614**, and **618** includes all of the interior space of the bowl of toilet **600**. The aggregate view will allow for more comprehensive analysis of defecation events. The non-contact optical temperature sensors **602**, **608**, **612**, and **616** may be any combination of thermal imaging sensors, medium wavelength infrared cameras, long wavelength infrared cameras, visible light cameras, or water level sensors. A comprehensive view of the toilet bowl may allow for volumetric measurement of human excrement, as well as create a more complete temperature profile of the excrement such that a more accurate body temperature may be estimated and/or determined.

[0033] FIG. 7 shows a toilet **700** comprising an excrement-based body temperature measurement device that comprises a non-contact optical temperature sensor **708**, a processor **722**, and a wireless transceiver **724**. The wireless transceiver **724** allows for wireless communication **726** and

**730** such that the processor can wirelessly accept input from the non-contact optical temperature sensor **708** and perform necessary correlations and calculations. The processor **722** may be used to analyze a temperature profile of a user's excrement and may also perform the necessary calculations to produce a certainty value associated with an estimated body temperature. The processor **722** may use installed algorithms to discard irrelevant or low-quality data from an analysis.

**[0034]** Toilet **700** may contain a controller **732**, and power source **734**. Power source **734** may be battery power, generator power, or a wired power connection. Controller **732** may contain one or more processors, memory, and wireless/wired transceivers for communicating data to remote computers, user devices, and remote databases. Controller **732** may be operably connected to one or more non-contact optical temperature sensors. A processor in the controller may be programmed to carry out data manipulation functions, data processing functions, data filtering functions, and programmed application data functions. Memory in the controller may store program data for carrying out programmed data functions. Data may be communicated over the Internet or over local networks and devices.

**[0035]** FIG. **8** shows a toilet **800** comprising an excrement-based body temperature measurement device that comprises a non-contact optical temperature sensor **810**. The toilet **800** further comprises a toilet seat **802**, a toilet bowl **816**, and water **812**. When a toilet user sits on a toilet seat **802**, strain gauges **804** may trigger non-contact optical temperature sensor **810** by way of controller **818** and begin to measure any excrement which may be released by the user into toilet bowl **816**. When a toilet user releases fecal matter into toilet bowl **816** it will pass through a field of view **806** of non-contact optical temperature sensor **810**. Non-contact optical temperature sensor **810** will then detect a thermal image or thermal signature of the fecal matter. The field of measurement preferably takes temperature measurements as soon as the excrement pass by field of view **806** but can track and measure any point on the surface of the excrement until the excrement enters the water **812**.

**[0036]** Toilet **800** may contain a controller **818**, and power source **820**. Power source **820** may be battery power, generator power, or a wired power connection. Controller **818** may contain one or more processors, memory, and wireless/wired transceivers for communicating data to remote computers, user devices, and remote databases. Controller **818** may be operably connected to one or more non-contact optical temperature sensors. A processor in the controller may be programmed to carry out data manipulation functions, data processing functions, data filtering functions, and programmed application data functions. Memory in the controller may store program data for carrying out programmed data functions. Data may be communicated over the Internet or over local networks and devices.

**[0037]** FIG. **9** shows a toilet **900** comprising a toilet bowl **904**, water **902**, and an excrement-based body temperature measurement device that comprises a processor **906** and a non-contact optical temperature sensor **908**. The non-contact optical temperature sensor **908** comprises a field of view **916**. The processor **906** comprises wireless communication capabilities **912**. The processor **906** and the non-contact optical temperature sensor **908** are mounted on a side of the toilet bowl **904**. The processor **906** may receive data from non-contact optical temperature sensor **908**. This input may

be used to estimate a user's body temperature, which then may be wirelessly transmitted to a user device, display screen, or audio output device.

**[0038]** FIG. **10** shows a toilet **1000** comprising a toilet bowl **1004**, water **1002**, and an excrement-based body temperature measurement device that comprises a non-contact optical temperature sensor **1008**. The non-contact optical temperature sensor **1008** comprises wireless communication capabilities **1006**. The wireless communication capabilities **1006** may be used to transmit data and system commands to or from a user device such that a user can receive an estimate body temperature with an associated certainty value and such that a user may adjust a field of view of the non-contact optical temperature sensor **1008**.

**[0039]** Toilet **1000** may contain a controller **1014**, and power source **1016**. Power source **1016** may be battery power, generator power, or a wired power connection. Controller **1014** may contain one or more processors, memory, and wireless/wired transceivers for communicating data to remote computers, user devices, and remote databases. Controller **1014** may be operably connected to one or more non-contact optical temperature sensors. A processor in the controller may be programmed to carry out data manipulation functions, data processing functions, data filtering functions, and programmed application data functions. Memory in the controller may store program data for carrying out programmed data functions. Data may be communicated over the Internet or over local networks and devices.

**[0040]** The systems and methods disclosed herein may be embodied in other specific forms without departing from their spirit or essential characteristics. The described embodiments are to be considered in all respects only as illustrative and not restrictive. The scope of the invention is, therefore, indicated by the appended claims rather than by the foregoing description. All changes which come within the meaning and range of equivalency of the claims are to be embraced within their scope.

1. A body temperature toilet apparatus comprising:

one or more non-contact optical temperature sensors having a field-of-view between a surface of a toilet bowl of a toilet and a user of the toilet while the user is releasing body excrement into the toilet;

wherein an output of the one or more non-contact optical temperature sensors is used to determine a body temperature of the user based on: a temperature of the body excrement while the body excrement is in the field-of-view of the one or more non-contact optical temperature sensors, a temperature of a perineal area of the user while using the toilet, a temperature of the body excrement while the body excrement is detached from the body and falling toward the surface of the toilet bowl, or a combination thereof.

2. The body temperature toilet apparatus of claim 1, wherein at least one of the non-contact optical temperature sensors is mounted under a toilet seat of the toilet.

3. The body temperature toilet apparatus of claim 1, wherein at least one of the non-contact optical temperature sensors is mounted in the toilet bowl.

4. The body temperature toilet apparatus of claim 2, wherein at least one of the non-contact optical temperature sensors has a field of view which is below a plane of the toilet seat.

5. The body temperature toilet apparatus of claim 3, wherein at least one of the non-contact optical temperature sensors has a field of view below a rim of the toilet bowl.

6. The body temperature toilet apparatus of claim 1, wherein at least one of the non-contact optical temperature sensors is a thermal imaging sensor.

7. The body temperature toilet apparatus of claim 1, wherein at least one of the non-contact optical temperature sensors is an infrared camera.

8. The body temperature toilet apparatus of claim 7, wherein at least one of the non-contact optical temperature sensors is a long wavelength or medium wavelength infrared camera.

9. The body temperature toilet apparatus of claim 1, wherein at least one of the non-contact optical temperature sensors is a visible light camera.

10. The body temperature toilet apparatus of claim 1, wherein the one or more non-contact optical temperature sensors continuously measures and records the temperature of the body excrement as it exits the user, at a point of exit.

11. The body temperature toilet apparatus of claim 10, wherein recorded measurements by the one or more non-contact optical temperature sensors are compiled into an evenly weighted average temperature.

12. The body temperature toilet apparatus of claim 10, wherein recorded measurements by the one or more non-contact optical temperature sensors are compiled into a weighted average, wherein measurements closer to an initial measurement receive less weight than measurements closer to a final measurement

13. The body temperature toilet apparatus of claim 10, wherein the body excrement temperature may be measured at any point before the body excrement contacts the bowl water or fluid within the toilet or makes physical contact with a surface of the toilet.

14. The body temperature toilet apparatus of claim 1, wherein a certainty value is assigned to a user's temperature measurement based on a calculated accuracy of the body temperature measurement.

15. The body temperature toilet apparatus of claim 1, further comprising a processor.

16. The body temperature toilet apparatus of claim 1, wherein at least one of the non-contact optical temperature sensors is a photodetector.

17. The body temperature toilet apparatus of claim 1, wherein at least one of the non-contact optical temperature sensors is a pyrometer.

18. The body temperature toilet apparatus of claim 1, wherein the one or more non-contact optical temperature sensors is used as a proximity detector.

19. The body temperature toilet apparatus of claim 11, further comprising one or more wireless transmitters or receivers.

20. The body temperature toilet apparatus of claim 3, wherein the one or more non-contact optical temperature sensors is a plurality of non-contact optical temperature sensors oriented such that a juxtaposition of input from the plurality of non-contact optical temperature sensors provide a complete view of thermal events within the toilet bowl.

\* \* \* \* \*

专利名称(译)	基于排泄物的体温测量装置		
公开(公告)号	<a href="#">US20180153414A1</a>	公开(公告)日	2018-06-07
申请号	US15/367591	申请日	2016-12-02
[标]申请(专利权)人(译)	HALL戴维r ALLEN DAN 价格CAMERON		
申请(专利权)人(译)	HALL , DAVID R. ALLEN , DAN PRICE , CAMERON		
[标]发明人	HALL DAVID R ALLEN DAN PRICE CAMERON		
发明人	HALL, DAVID R. ALLEN, DAN PRICE, CAMERON		
IPC分类号	A61B5/01 G01J5/34 G01J5/00 A47K13/24 E03D11/13 A61B5/00		
CPC分类号	A61B5/01 G01J5/34 G01J5/0003 A61B5/0082 A47K13/24 E03D11/13 A61B5/6887 G01J5/0025 G01J5/026 G01J5/041 G01J2005/0077		
其他公开文献	US9993161		
外部链接	<a href="#">Espacenet</a> <a href="#">USPTO</a>		

摘要(译)

使用者可以使用一个或多个非接触式光学温度传感器定期非侵入性地获得马桶使用者的体温，所述非接触式光学温度传感器具有在马桶的表面和马桶的使用者之间的视野。将身体排泄物排入厕所。非接触式光学温度传感器的输出用于基于以下中的至少一个来确定用户的体温：身体排泄物的温度，而身体排泄物处于非接触的视野中光学温度传感器，使用厕所时使用者的会阴区域的温度，身体排泄物的温度，同时身体排泄物从身体上分离并朝向抽水马桶的表面下落，或其组合。

