



US010004893B2

(12) **United States Patent**  
**Macho et al.**

(10) **Patent No.:** **US 10,004,893 B2**  
(45) **Date of Patent:** **\*Jun. 26, 2018**

(54) **WEARABLE DEFIBRILLATOR WITH AUDIO INPUT/OUTPUT**

(58) **Field of Classification Search**  
USPC ..... 607/4  
See application file for complete search history.

(71) Applicant: **ZOLL Medical Corporation,**  
Chelmsford, MA (US)

(56) **References Cited**

(72) Inventors: **John D Macho,** Farmington, PA (US);  
**Shane S Volpe,** Saltsburg, PA (US);  
**Richard A Rattanni,** Verona, PA (US);  
**Phillip C Skalos,** Munhall, PA (US);  
**Thomas E Kaib,** Irwin, PA (US);  
**Marshal W Linder,** New Kensington,  
PA (US)

U.S. PATENT DOCUMENTS

2,688,752 A 9/1954 Sbarra et al.  
3,241,556 A 3/1966 Zacouto  
(Continued)

(73) Assignee: **ZOLL Medical Corporation,**  
Chelmsford, MA (US)

FOREIGN PATENT DOCUMENTS  
EP 396048 A1 11/1990  
EP 0295497 B1 9/1993  
(Continued)

(\*) Notice: Subject to any disclaimer, the term of this patent is extended or adjusted under 35 U.S.C. 154(b) by 0 days. days.

OTHER PUBLICATIONS

This patent is subject to a terminal disclaimer.

American Journal of Respiratory and Critical Care Medicine, vol. 166, pp. 111-117 (2002), American Thoracic Society, ATS Statement: Guidelines for the Six-Minute Walk Test, available at <http://ajrccm.atsjournals.org/cgi/content/full/166/1/111>.  
(Continued)

(21) Appl. No.: **15/468,196**

(22) Filed: **Mar. 24, 2017**

(65) **Prior Publication Data**

US 2017/0189672 A1 Jul. 6, 2017

*Primary Examiner* — Nicole F Johnson

(74) *Attorney, Agent, or Firm* — ZOLL Medical Corporation

**Related U.S. Application Data**

(60) Continuation of application No. 15/285,295, filed on Oct. 4, 2016, which is a continuation of application  
(Continued)

(57) **ABSTRACT**

A wearable device and method of monitoring the condition of a patient. The wearable device includes at least one sensor and at least one processor operatively connected to the at least one sensor. The wearable device also includes an operator interface device operatively connected to the at least one processor. The at least one processor causes the device to allow for customization of at least one output message to be delivered via the operator interface device.

(51) **Int. Cl.**

**A61N 1/00** (2006.01)  
**A61N 1/04** (2006.01)

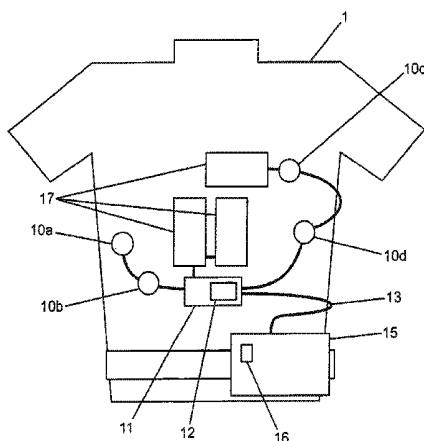
(Continued)

(52) **U.S. Cl.**

CPC ..... **A61N 1/0484** (2013.01); **A61B 5/0002** (2013.01); **A61B 5/0402** (2013.01);

(Continued)

**29 Claims, 2 Drawing Sheets**



**Related U.S. Application Data**

- No. 14/607,843, filed on Jan. 28, 2015, now Pat. No. 9,492,676, which is a continuation of application No. 14/325,041, filed on Jul. 7, 2014, now Pat. No. 8,965,500, which is a division of application No. 13/757,105, filed on Feb. 1, 2013, now Pat. No. 8,774,917, which is a continuation of application No. 12/082,168, filed on Apr. 9, 2008, now Pat. No. 8,369,944.
- (60) Provisional application No. 60/933,310, filed on Jun. 6, 2007.
- (51) **Int. Cl.**  
*A61N 1/39* (2006.01)  
*A61B 5/0408* (2006.01)  
*A61N 1/372* (2006.01)  
*A61B 5/00* (2006.01)  
*A61B 5/0402* (2006.01)
- (52) **U.S. Cl.**  
 CPC ..... *A61B 5/04085* (2013.01); *A61N 1/046* (2013.01); *A61N 1/37217* (2013.01); *A61N 1/3925* (2013.01); *A61N 1/3993* (2013.01)

**References Cited**

U.S. PATENT DOCUMENTS

3,409,007 A	11/1968	Fuller	5,357,696 A	10/1994	Gray et al.
3,460,542 A	8/1969	Gemmer	5,361,412 A	11/1994	Perry
3,553,651 A	1/1971	Bird et al.	5,365,932 A	11/1994	Greenhut
3,664,560 A	5/1972	Perkins	5,371,692 A	12/1994	Braeger et al.
3,702,613 A	11/1972	Panico et al.	5,381,798 A	1/1995	Burrows
3,706,313 A	12/1972	Milani et al.	5,405,361 A	4/1995	Persson
3,724,455 A	4/1973	Unger	5,413,262 A	5/1995	Dewire et al.
3,744,482 A	7/1973	Kaufman et al.	5,433,737 A	7/1995	Aimone
3,826,245 A	7/1974	Funfstuck	5,443,494 A	8/1995	Paolizzi et al.
3,862,636 A	1/1975	Bell et al.	5,470,341 A	11/1995	Kuehn et al.
3,886,950 A	6/1975	Ukkestad et al.	5,472,453 A	12/1995	Alt
3,897,785 A	8/1975	Barto, Jr.	5,544,661 A	8/1996	Davis et al.
3,942,533 A	3/1976	Cannon, III	5,558,640 A	9/1996	Pfeiler et al.
3,961,623 A	6/1976	Milani et al.	5,601,612 A	2/1997	Gliner et al.
4,002,239 A	1/1977	Buchalter	5,606,242 A	2/1997	Hull et al.
4,058,127 A	11/1977	Buchalter	5,607,454 A	3/1997	Cameron et al.
4,088,138 A	5/1978	Diack et al.	5,611,085 A	3/1997	Rasmussen
4,094,310 A	6/1978	McEachern et al.	5,619,117 A	4/1997	Koenck
4,136,690 A	1/1979	Anderson et al.	5,620,470 A	4/1997	Gliner et al.
4,576,170 A	3/1986	Bradley et al.	5,625,291 A	4/1997	Brink et al.
4,580,572 A	4/1986	Granek et al.	5,662,689 A	9/1997	Elsberry et al.
4,583,547 A	4/1986	Granek et al.	5,701,894 A	12/1997	Cherry et al.
4,608,987 A	9/1986	Mills	5,708,978 A	1/1998	Johnsrud
4,619,265 A	10/1986	Morgan et al.	5,718,242 A	2/1998	McClure et al.
4,632,122 A	12/1986	Johansson et al.	5,721,482 A	2/1998	Benvegar et al.
4,679,572 A	7/1987	Baker, Jr.	5,724,025 A	3/1998	Tavori
4,698,848 A	10/1987	Buckley	5,730,143 A	3/1998	Schwarzberg
4,729,377 A	3/1988	Granek et al.	5,738,102 A	4/1998	Lemelson
4,823,796 A	4/1989	Benson	5,741,306 A	4/1998	Glegyak et al.
4,889,131 A	12/1989	Salem et al.	5,758,366 A	6/1998	Wilson
4,926,879 A	5/1990	Sevrain et al.	5,758,443 A	6/1998	Pedrazzini
4,928,690 A	5/1990	Heilman et al.	5,772,604 A	6/1998	Langberg et al.
4,938,231 A	7/1990	Milijasevic et al.	5,792,190 A	8/1998	Olson et al.
4,978,926 A	12/1990	Zerod et al.	5,824,017 A	10/1998	Sullivan et al.
4,991,217 A	2/1991	Garrett et al.	5,827,196 A	10/1998	Yeo et al.
5,000,189 A	3/1991	Throne et al.	5,830,236 A	11/1998	Mouchawar et al.
5,007,427 A	4/1991	Suzuki et al.	5,833,714 A	11/1998	Loeb
5,062,834 A	11/1991	Gross et al.	5,887,978 A	3/1999	Lunghofer et al.
5,078,134 A	1/1992	Heilman et al.	5,924,979 A	7/1999	Swedlow et al.
5,097,830 A	3/1992	Eikefjord et al.	5,929,601 A	7/1999	Kaib et al.
5,224,479 A	7/1993	Sekine	5,944,669 A	8/1999	Kaib
5,225,763 A	7/1993	Krohn et al.	6,016,445 A	1/2000	Baura
5,306,956 A	4/1994	Ikedo et al.	6,045,503 A	4/2000	Grabner et al.
5,333,616 A	8/1994	Mills et al.	6,047,203 A	4/2000	Sackner et al.
5,342,404 A	8/1994	Alt et al.	6,065,154 A	5/2000	Hulings et al.
5,348,008 A	9/1994	Bornn et al.	6,097,982 A	8/2000	Glegyak et al.
			6,097,987 A	8/2000	Milani
			6,148,233 A	11/2000	Owen et al.
			6,169,387 B1	1/2001	Kaib
			6,169,397 B1	1/2001	Steinbach et al.
			6,208,896 B1	3/2001	Mulhauser
			6,253,099 B1	6/2001	Oskin et al.
			6,280,461 B1	8/2001	Glegyak et al.
			6,336,900 B1	1/2002	Alleckson et al.
			6,390,996 B1	5/2002	Halperin et al.
			6,406,426 B1	6/2002	Reuss et al.
			6,418,346 B1	7/2002	Nelson et al.
			6,442,433 B1	8/2002	Linberg
			6,681,003 B2	1/2004	Linder et al.
			6,687,523 B1	2/2004	Jayaramen et al.
			6,690,969 B2	2/2004	Bystrom et al.
			6,694,191 B2	2/2004	Starkweather et al.
			6,736,759 B1 *	5/2004	Stubbs ..... A63B 22/00 482/5
			6,804,554 B2	10/2004	Ujhelyi et al.
			6,827,695 B2	12/2004	Palazzolo et al.
			6,889,078 B2	5/2005	Struble et al.
			6,889,079 B2	5/2005	Bocek et al.
			6,908,437 B2	6/2005	Bardy
			6,944,498 B2	9/2005	Owen et al.
			6,961,612 B2	11/2005	Elghazzawi et al.
			6,990,373 B2	1/2006	Jayne et al.
			7,130,690 B2	10/2006	Rueter et al.
			7,149,579 B1	12/2006	Koh et al.
			7,220,235 B2	5/2007	Geheb et al.
			7,340,296 B2	3/2008	Stahmann et al.
			7,453,354 B2	11/2008	Reiter et al.
			7,488,293 B2	2/2009	Marcovecchio et al.
			7,712,373 B2	5/2010	Nagle et al.



(56)

**References Cited**

## FOREIGN PATENT DOCUMENTS

JP	2002200059	A	7/2002
WO	199722297	A1	6/1997
WO	199839061	A2	9/1998
WO	199843537	A1	10/1998
WO	199959465	A1	11/1999
WO	200002484	A1	1/2000
WO	200030529	A1	6/2000
WO	2004054656	A1	7/2004
WO	2004067083	A2	8/2004
WO	2004078259	A1	9/2004
WO	2005082454	A1	9/2005
WO	2006050325	A2	5/2006
WO	2007019325	A2	2/2007
WO	2009034506	A1	3/2009
WO	2010025432	A1	3/2010
WO	2010077997	A2	7/2010

## OTHER PUBLICATIONS

DeBock, et al., "Captopril treatment of chronic heart failure in the very old," J. Gerontol. (1994) 49: M148-M152.

Herlihy et al. The Art of Multiple Processor Programming. Chapter 1, p. 1. Mar. 3, 2008.

<http://web.archive.org/web/20030427001846/http://www.lifecor.com/imagelib/imageproduct.asp>. Published by LifeCor, Inc., 2002, on a webpage owned by LifeCor, Inc.

O'Keefe et al., "Reproducibility and responsiveness of quality of life assessment and six minute walk test in elderly heart failure patients," Heart (1998) 80: 377-382.

Wikipedia, Multi-core processor, Dec. 11, 2009, [http://web.archive.org/web/20091211134408/http://en.wikipedia.org/wiki/Multicore\\_processor#Hardware](http://web.archive.org/web/20091211134408/http://en.wikipedia.org/wiki/Multicore_processor#Hardware).

\* cited by examiner

Figure 1

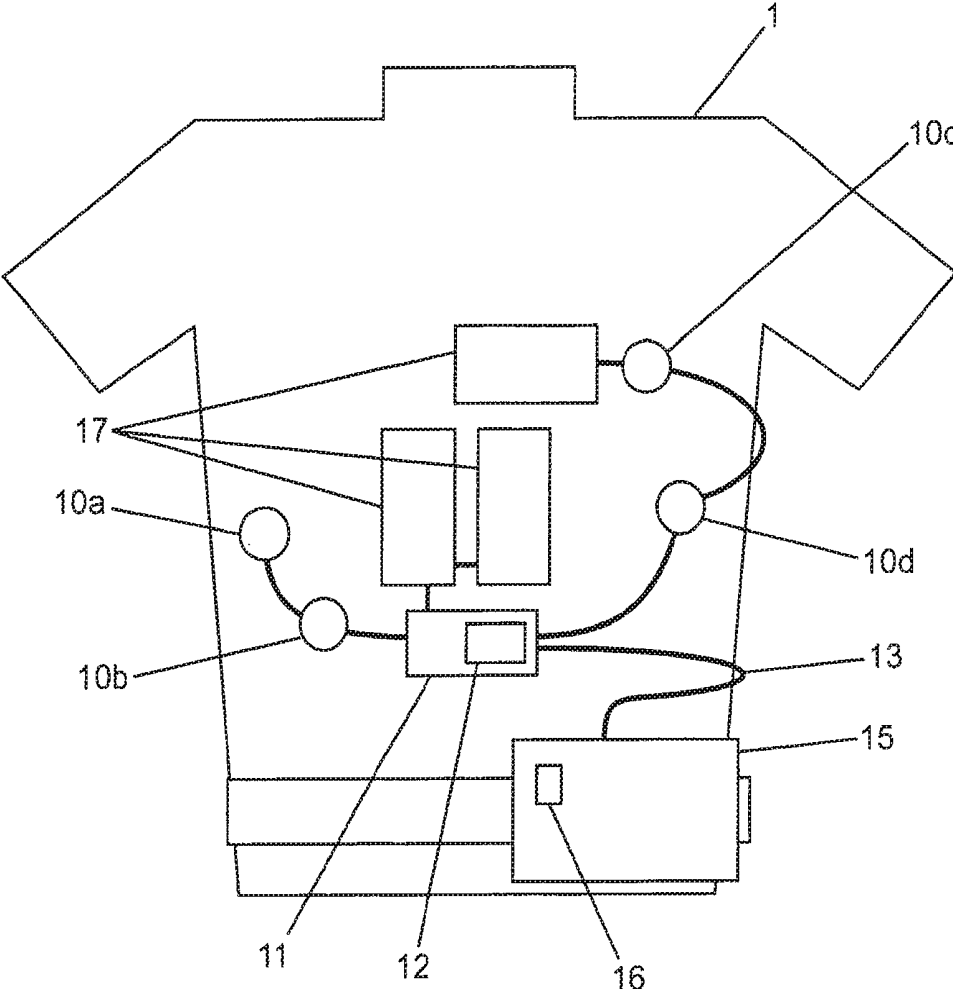
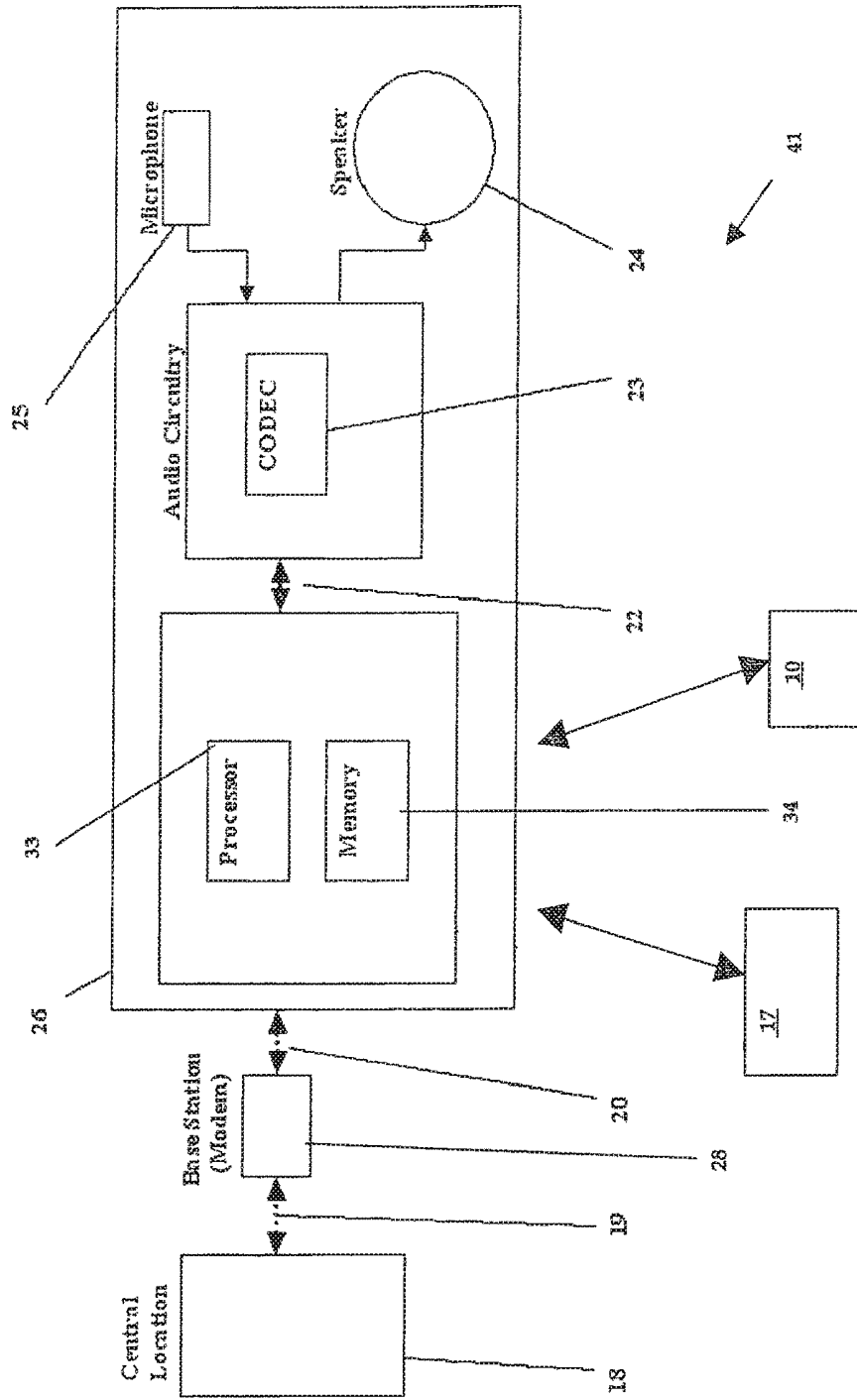


FIGURE 2



## WEARABLE DEFIBRILLATOR WITH AUDIO INPUT/OUTPUT

### CROSS-REFERENCE TO RELATED APPLICATIONS

This application is a continuation of U.S. application Ser. No. 15/285,295, titled "Wearable Defibrillator with Audio Input/Output" filed on Oct. 4, 2016, which is a continuation of U.S. application Ser. No. 14/607,843, titled "Wearable Defibrillator with Audio Input/Output" filed on Jan. 28, 2015, now U.S. Pat. No. 9,492,676, which is a continuation of U.S. application Ser. No. 14/325,041 titled "Wearable Defibrillator with Audio Input/Output" filed on Jul. 7, 2014, now U.S. Pat. No. 8,965,500, which is a division of U.S. application Ser. No. 13/757,105 titled "Wearable Defibrillator with Audio Input/Output" filed on Feb. 1, 2013, now U.S. Pat. No. 8,774,917, which is a continuation of U.S. application Ser. No. 12/082,168 titled "Wearable Defibrillator with Audio Input/Output" filed Apr. 9, 2008, now U.S. Pat. No. 8,369,944, which claims priority under 35 U.S.C. § 119(e) to U.S. Provisional Patent Application Ser. No. 60/933,310 filed on Jun. 6, 2007. Each of the above foregoing applications are hereby incorporated herein by reference in their entirety.

### FIELD OF THE INVENTION

This invention relates to wearable defibrillators.

### BACKGROUND

There are many patients susceptible to heart arrhythmias who are at risk sudden death. For example, patients undergoing a coronary artery occlusion and myocardial infarction are at substantial risk of tachyarrhythmia for several weeks following the coronary artery occlusion. Such patients are generally hospitalized but can be discharged earlier if there is a practical means to protect them from life threatening arrhythmias. One such practical means includes the implantation of an automatic defibrillator. However, patients may also be discharged prior to such an implantation if an external defibrillator, such as, for example, a wearable defibrillator, is available in case they experience a life-threatening tachyarrhythmia.

There are also patients who are placed at an inordinate risk due to the surgery required for implanting an implantable defibrillator. For such patients, implantation would preferably be avoided so such an inordinate risk could be avoided or otherwise mitigated.

Wearable defibrillators are often used to help people who have an increased risk of experiencing a life threatening arrhythmia due to specific heart conditions. Such wearable defibrillators are typically configured to provide treatment if a life threatening arrhythmia is detected. For example, U.S. Pat. Nos. 4,928,690, 5,078,134, 5,741,306, 5,944,669, 6,065,154, 6,097,987, 6,253,099, 6,280,461 and 6,681,003, disclose wearable defibrillators. The entirety of U.S. Pat. Nos. 4,928,690, 5,078,134, 5,741,306, 5,944,669, 6,065, 154, 6,097,987, 6,253,099, 6,280,461 and 6,681,003, are hereby incorporated herein by reference.

Wearable defibrillators are typically used to help patients that either cannot risk an implantation of a defibrillator or are awaiting such an implantation. Occasionally, analysis performed by the wearable defibrillator may falsely indicate that the patient is experiencing an arrhythmia that requires treatment. In such circumstances, the wearable defibrillator

generates an audible alarm that is configured to stop if a patient provides a required response, such as, for example, pressing one or more response buttons. If a patient fails to press such buttons or otherwise provide a required response, the device may assume the patient is unconscious and is experiencing a condition requiring treatment. Occasionally, a bystander who is unfamiliar with a wearable defibrillator may interfere with the device by intentionally pressing the response buttons or otherwise providing a response which delays or inhibits patient treatment.

The present invention is directed toward overcoming one or more of the above-mentioned problems.

### SUMMARY

A wearable defibrillator is provided that includes one or more therapy pads one or more sensors, one or more processing units operatively connected to the one or more therapy pads and one or more sensors and one or more audio devices operatively connected to the one or more processing units. The one or more audio devices are configured to receive audio input from a patient.

One embodiment of the wearable defibrillator may include one or more audio devices that are one or more microphones, one or more speakers or a combination of one or more speakers and one or more microphones. Another embodiment of the wearable defibrillator may include one or more processing units that include one or more processors and at least one memory connected to the one or more processors.

In another embodiment of the wearable defibrillator, the one or more processing units can be configured to record the patient name using a microphone and store the audio recording in non volatile memory. In some embodiments of the wearable defibrillator, a recording of the patient's name made during setup by either an operator or patient can be played back during startup to uniquely identify who the wearable defibrillator belongs to.

In some embodiments of the wearable defibrillator, the one or more processing units can be configured to cause at least one patient responsiveness test to be run upon detection of an arrhythmia condition by the one or more sensors. In one embodiment, one of the one or more responsiveness tests can include at least one voice recognition responsiveness test, at least one button responsiveness test, or any combination thereof. For example, the one or more processing units can be configured to cause a response button responsiveness test to be run only after a voice recognition responsiveness test resulted in a response that indicated the patient is not conscious. Of course, other embodiments of the wearable defibrillator may include one or more processing units that are configured to run other patient responsiveness tests or sequences of such patient responsiveness tests.

In one embodiment of the wearable defibrillator, the audio input can include one or more sounds, such as, for example, at least one spoken word, made by the patient and the one or more processing units can be configured to recognize the audio input from the patient. In some embodiments of the wearable defibrillator, the one or more processing units may be configured such that the wearable defibrillator either delays or does not provide a treatment to the patient when the one or more sounds is received by the one or more audio devices and recognized by the one or more processing units.

In another embodiment of the wearable defibrillator, the wearable defibrillator may include one or more processing units that are configured to recognize audio input provided by a base unit configured to operatively connect to the

wearable defibrillator to verify that the base unit is functioning properly. In some embodiments of the wearable defibrillator, the base unit can include a modem and the audio input provided by the base unit can include sound made by the modem.

In yet another embodiment of the wearable defibrillator, the wearable defibrillator can include one or more mechanisms connected to the one or more processing units and the one or more processing units are configured to recognize input provided by the one or more mechanisms to verify that the one or more mechanisms are operating correctly. In some embodiments of the wearable defibrillator, the one or more mechanisms can include relays, switches or any combination thereof that produce an audible sound upon activation or deactivation.

In one embodiment of the wearable defibrillator, the processing unit of a wearable defibrillator can be configured to cause an alarm to be emitted to verify that the wearable defibrillator can properly emit the alarm. In another embodiment, the one or more processing units can be configured to cause one or more speakers to produce audio output and be configured to adjust at least one of the frequency and the amplitude characteristics of the audio output based upon audio input received from one or more microphones.

In some embodiments of the wearable defibrillator, the one or more processing units can be configured to cause data obtained by the one or more sensors to be recorded in memory connected to the one or more processing units. In one embodiment of the wearable defibrillator, the audio input can include a command and the one or more processing units can be configured to cause data obtained by the one or more sensors to be recorded in at least one memory after the command is received by the one or more audio devices.

In one embodiment of the wearable defibrillator, the one or more processing units can be configured to cause a self-diagnostic test to be run if the audio input includes a high amplitude and short duration noise that may be indicative of device abuse.

A system configured to monitor a patient is also provided. The system includes a central location, and a wearable defibrillator configured to operatively connect to the central location. The wearable defibrillator includes one or more therapy pads, one or more sensors, one or more processing units operatively connected to the one or more therapy pads and one or more sensors and one or more audio devices operatively connected to the one or more processing units. The one or more audio devices are configured to receive audio input from a patient.

In some embodiments, the system may further include a base station configured to operatively connect the wearable defibrillator to the central location. In other embodiments, the one or more processing units of the wearable defibrillator may include at least one communication device configured to connect the wearable defibrillator to the central location. Preferably, the one or more communication devices include a modem, a network card, one or more networking programs, other networking mechanisms or any combination thereof.

In one embodiment of the system, the one or more audio devices can be a microphone. In another embodiment of the system, the base station can be configured to communicate with the central location and the wearable defibrillator may be configured to transmit data from the wearable defibrillator to the central location. In yet another embodiment of the system, the central location can include one or more memory and be configured to store data transmitted from the wearable defibrillator in the one or more memory.

A method of providing treatment to a patient is also provided. The method can include providing a wearable defibrillator to the patient that includes one or more audio devices, monitoring the condition of the patient, providing audio output from the one or more audio devices to the patient to verify a monitored arrhythmia condition exists, receiving audio input from the patient with the one or more audio devices and providing treatment to the patient based on the audio input received from the patient. It should be appreciated that the audio input received from the patient may include silence or may include audible responses.

In some embodiments of the method of providing treatment to a patient, the method may also include recording the condition of the patient and communicating the recorded condition of the patient to a central location. In other embodiments of the method, the method may include utilizing one or more of the audio devices to conduct at least one diagnostic test of the wearable defibrillator, recording the results from the one or more diagnostic tests and evaluating the results of the test or tests.

Other details, objects, and advantages of the invention will become apparent as the following description of certain present preferred embodiments thereof and certain present preferred methods of practicing the same proceeds.

#### BRIEF DESCRIPTION OF THE DRAWINGS

Present preferred embodiments of the invention are shown in the accompanying drawings and certain present preferred methods of practicing the same are also illustrated therein.

FIG. 1 is a schematic view of a first embodiment of the present invention, which illustrates an embodiment of a wearable defibrillator.

FIG. 2 is a block diagram of an embodiment of the present invention that illustrates a system that includes an embodiment of a wearable defibrillator configured to interact with a base station and a central location.

#### DETAILED DESCRIPTION

Referring to FIG. 1, a wearable defibrillator may be worn by a patient and may include a belt or harness or other apparel configured to permit the patient to wear the defibrillator. Sensors, such as electrodes **10a**, **10b**, **10c** and **10d** are removably attached to the patient when the wearable defibrillator is worn by the patient. The electrodes **10a**, **10b**, **10c** and **10d** form part of electrode assembly **11** and are operatively connected to a processing unit **15** via a trunk cable **13**. In some embodiments, the processing unit **15** may include, without limitation, one or more processors, one or more controllers and/or one or more programs or other software stored in memory operatively connected to one or more processors.

The processing unit **15** is operatively connected to therapy pads **17**, at least one tactile stimulator **12**, electrode assembly **11**, and one or more audio devices **16**. The audio devices **16** may include, for example, a microphone and a speaker. The therapy pads **17** are removably connected to the patient when the defibrillator is worn. The processing unit **15** may include a visual read out and a speaker for communicating with the patient or others around the patient.

A trunk cable **13** may be used to connect the electrode assembly **11** to the processing unit **15** and audio devices **16**. Of course, other types of cables or other connection devices used to operatively connect the electrode assembly **11** to the processing unit **15**, speakers, microphones or other audio

devices **16** may also be used. Wiring or other connection devices may also be used to connect at least one portion of the electrode assembly **11** to the electrodes **10a**, **10b**, **10c**, and **10d**. Of course, the processing unit **15** may alternatively be operatively connected to one or more of the electrodes **10a**, **10b**, **10c**, **10d**, therapy pads **17**, electrode assembly **11**, audio devices **16** and stimulator **12** by a wireless connection or a combination of wireless and wired connections.

The audio devices **16** preferably include a Knowles Acoustics WP-23502 microphone, a speaker and audio circuitry that include an audio CODEC and an audio amplifier. The audio CODEC may contain an interpolation filter and a noise shaper. An AC97 interface may be used to operatively connect the processing unit **15** and the one or more audio devices **16**. Of course, other interfaces or other connection mechanisms known to those skilled in the art may also be used to operatively connect the processing unit **15** to the one or more audio devices **16**.

At least one of the electrode assembly **11** and processing unit **15** have at least one processor that is configured to evaluate the cardiac condition of the patient and cause delivery of the appropriate treatment to the patient. The therapy pads **17** are configured to provide treatment, such as, for example, electric defibrillation, to the wearer after the processing unit **15** determines that such treatment should be delivered to the patient. The therapy pads **17** may include the application devices disclosed in U.S. Pat. No. 5,078,134, or other devices configured to provide treatment to the patient.

The processing unit **15** may display one or more visuals identifying the patient's condition or conditions based at least in part on one or more conditions sensed by the electrodes **10a**, **10b**, **10c**, and **10d**. A speaker may be an audio device **16** that is used to communicate with the patient or others located near the patient. The speaker or other audio device **16** may be housed within the processing unit **15** or be attached to the processing unit **15** or another portion of the wearable defibrillator such as, for example, the electrode assembly **11**.

A microphone may also be an audio device **16** attached to the processing unit **15**. The microphone may be configured to detect patient and environmental noise. One or more portions of the processing unit **15** can be operatively connected to, or otherwise incorporate, voice recognition software so the processing unit **15** can determine, based on whether or not it recognizes the voice of the wearer, whether an arrhythmia condition exists that warrants delivery of treatment or if such delivery should be delayed. The processing unit **15** may also be operatively connected to memory or another storage device that stores information such as, for example, the patient's voice signature so the processing unit **15** may identify a speaker's voice and determine when the patient is providing audio input.

The processing unit **15** may include one or more processors that are configured to use a confidence algorithm to determine when treatment should be delivered. The confidence algorithm may base arrhythmia detection on one or more inputs such as, but not limited to, data obtained from sensing electrodes **10a**, **10b**, **10c** and **10d**, one or more electrocardiograms. ("ECGs"), response button responsiveness test results, voice recognition responsiveness test results, etc. Preferably, the processing unit **15** is configured so that treatment is not delivered unless the confidence algorithm determines that there is a 100% confidence that the patient is experiencing a life threatening arrhythmia.

The one or more audio devices **16** may be configured to identify whether background noise exists. In the event no or little background noise is sensed, the confidence in the

detection can be increased. The processing unit **15** may also be configured to permit the delivery of treatment to be accelerated if no background noise or little background noise is detected by the one or more audio devices **16**.

The processing unit **15** may be configured to delay a delivery of treatment if a high level of background noise is identified because significant background noise may reduce the quality of the data obtained by the electrodes **10a**, **10b**, **10c**, or **10d**. For example, the quality of ECG sensing electrodes may be reduced with significant background noise possibly caused by patient motion and can result in false detection of a condition requiring treatment. If a high level of background noise is identified, the processing unit **15** can be configured to delay treatment so other tests or data can be obtained to verify that the patient requires treatment or to increase the audio output level of alarms used to warn any people surrounding the patient that treatment is about to be provided to the patient so that no one touches the patient during the application of the treatment.

The audio devices **16** may also be configured so that speaker volumes are increased whenever certain background noise levels are detected. Such increased volumes permit audio outputs to be heard by the patient or people near the patient when the patient is in a high noise environment. Such audio outputs may include alarms, instructions or communication related to patient responsiveness tests, which are discussed more fully below.

The processing unit **15** may be configured to cause a voice recognition responsiveness test to be run as part of determining that the patient is experiencing a condition requiring treatment. The voice responsiveness test may include an audio device **16**, such as, for example, a speaker, to verbally ask the patient if the patient is conscious. In the event a microphone or other audio device **16** senses that the patient responds with a positive verbal comment, such as, for example, "yes", the processing unit **15** can be configured to delay treatment. In the event the patient does not provide an answer that is sensed by an audio device **16** or that such data is not provided to the processing unit **15**, the processing unit **15** can be configured to cause a speaker to provide a verbal message asking the patient to press one or more buttons or activate one or more actuators connected to the defibrillator to verify the patient is conscious. The one or more buttons may be located on, in, or adjacent the belt, harness, vest, or monitor of the defibrillator.

In one embodiment, the processing unit **15** can be configured to cause the speaker to ask the patient certain questions in the event a possible condition is identified that may require delivery of a treatment. For example, the speaker may be configured to ask the patient "are you conscious?" or "if you are conscious, please state your name." The processing unit **15** can be operatively connected to memory or another storage device that contains the patient's voice signature to verify the patient is answering the questions. Such verification prevents a passerby from preventing treatment of the patient by improperly responding to the questions.

The use of audio devices **16**, such as, for example, a microphone and a speaker, permit the patient to have real-time input provided to the defibrillator. The processing unit **15** may also be configured to record the audio input in the proximity of the wearable device for later review by emergency personnel. Such information may help care providers determine a diagnosis for the patient or treat the patient.

The one or more audio devices may also be operatively connected to the processing unit **15** such that the processing unit **15** can cause the patient's conditions being sensed by

electrodes **10a**, **10b**, **10c**, or **10d** to be recorded and stored. Such recording and storage can be actuated by verbal commands issued by the patient that are received by the audio device **16**, such as, for example, a microphone, or by the actuation of an actuator such as, for example, a button 5 operatively connected to the processing unit **15**. The processing unit **15** can also be configured so the audio device **16**, such as, for example, a microphone, records a message provided by the patient that explains how he feels and why he initiated the recording of the conditions being sensed by 10 one or more of the electrodes **10a**, **10b**, **10c**, and **10d**. The recorded audio and sensed information may be stored in memory operatively connected to the processing unit **15** or be transmitted to a central location and/or to health care providers. Transmissions to a central location are discussed 15 more fully below. Such recordings may permit a health care provider or doctor to formulate a diagnosis based on the sensed conditions or otherwise act on such information to provide services the recorded conditions indicate the patient needs.

In the event the patient has difficulty with an aspect of the defibrillator, the processing unit **15** can be configured so a speaker or other audio device provides the patient with certain verbal instructions. The instructions may also be 20 provided in specific situations where the patient has difficulty understanding instructions or the processing unit **15** is not receiving any expected input from the patient. Special messaging instructions can be recorded during patient setup to support the personal communication needs of the patient or may be operatively connected to the processing unit **15** 25 such that the instructions may be provided to the patient during the setup of the defibrillator in the event the patient is having difficulty with the setup. For example, such a special message may include contact information for customer support or a voice activated menu of different languages the instructions may be given in that the patient may select from.

Standard voice messages or alarms delivered prior to or during the delivery of treatment may be customized for a 30 patient. The standard alarms may also be modified so that a speaker or other audio device provides audio output in a language the patient understands (e.g., Spanish, English, French, German, etc.). Additionally, the messages may be customized to include the name of the patient to personalize 35 the instructions.

The audio input and outputs provided by the defibrillator may be created or modified during a setup phase conducted during an initial use of the defibrillator by a patient. Such a 40 setup phase may be used to determine the language all audio output should be spoken in and permit the name of the patient to be learned by the processing unit or stored in memory connected to the processing unit. The processing unit **15** may also be configured so that the patient's voice signature is identified and saved in a storage device, such as, 45 for example, memory in the processing unit **15** or memory operatively connected to the processing unit **15**.

The processing unit **15** can also be configured to generate a unique identifier that is related to the patient. Such an identifier may be used to determine who the patient is or the patient that is assigned to wear the defibrillator. Features 50 from the patient's voice signature or saved voice recordings can be used to create the identifier. Such an identifier may be created as part of the setup phase.

Facilities that have multiple patients that are required to wear defibrillators may need a method of determining which 55 patient is assigned to wear a particular defibrillator so the facility can ensure the proper defibrillator is worn by the

proper patient. A recording of the patient's name may be stored in memory contained within the processing unit **15**, 60 operatively connected to the processing unit **15** or otherwise stored by the processing unit **15**. The name of the patient may then be identified by an audio message sent by a speaker or other audio device **16** to identify the intended user of the device. The processing unit **15** may be configured so the audio device **16** provides such output whenever the 65 device is activated or upon the activation of an actuator operatively connected to the processing unit **15**, such as, for example, a button on the monitor **15** or an actuator operatively connected to the processing unit **15**. The processing unit **15** may also be configured so a verbal command received from an audio device **16**, such as, for example, a microphone, may cause the patient's name to be output 70 provided by an audio device **16**, such as, for example, a speaker.

Referring to FIG. 2, a wearable defibrillator **41** is typically incorporated into a system to provide treatment to a patient. 75 The system may include a wearable defibrillator **41** that has a processor **33** operatively connected to memory **34**, a microphone **25**, a speaker **24**, one or more therapy pads **17**, one or more electrodes **10** and a base station **28** that includes one or more networking or communication devices such as, 80 for example, a modem or other networking device configured to connect the processor **33** or defibrillator **41** to other devices such as, for example, a computer or server or other central location **18**. The processor **33**, memory **34**, speaker **24** and microphone **25** may be housed within a processing unit **26** along with audio circuitry that includes, for example, a CODEC **23**. In some embodiments, one or more communication devices such as, for example, a modem, network 85 card, networking programs, other networking mechanisms or any combination thereof may be connected to or incorporated into the processing unit **26** such that the processor **33** of the processing unit **26** is configured to cause one or more of the communication devices to connect the wearable defibrillator **41** to the central location **18**. The central location **18** may include an apparatus operated by a hospital or other care monitoring entity that is configured to store 90 patient related data transmitted to the central location **18**. The central location **18** may also be configured to oversee or manage at least a portion of the operation of one or more wearable defibrillators **41**.

The processor **33** may be configured so the patient may communicate with customer support personnel that are able to operatively connect to the central location **18**. The patient may communicate with such personnel using the microphone **25** and speaker **24**. The base station **28** is operatively 95 connected with the processor **33** by a connection **20**, which may be a wireless connection or a wired connection such as, for example, a USB connection. The base station **28** may include a wireless or wired modem or other transceiver that is preferably configured to establish a link **19** to the central location **18** that permits the microphone **25** to send input received from the patient to the central location **18** so that 100 service or support representatives may receive the information. The processor **33**, base station **28** and central location **18** are also configured so the speaker **24** may relay output obtained from the central location **18**. Such communications may be transmitted to and from the central location **18** by transceivers, modems or other devices operatively connected to the central location **18**, base station **28** and/or 105 processor **33**. The base station **28** or processing unit **26** may be configured to encrypt data transmitted to the central location **18** so that any unsecured network (e.g., cellular, wireless, POTS, etc.) available to a patient can be used.

The communications obtained from the central location **18** may include feedback from personnel connected to the central location **18**. The base station **28** and processor **33** may also be configured so the patient may communicate with emergency medical support personnel attempting to help the patient or to report problems with the defibrillator to medical support staff or the manufacturer of the defibrillator. Such staff may be connected to the central location **18** or may be available for communication through other means such as, for example, cellular phone connections or other communication apparatuses.

The central location **18** may include one or more computers, servers, and programs or other software that are configured to send survey questions or other queries to one or more patients. Such queries can include questions regarding a patient's health or the condition of the defibrillator. The processor **33** may also be configured so the speaker **24** asks survey questions that are stored in the memory **34** so that periodic responses from the patient can be recorded and stored in the memory **34**, in the central location **18** or a device connected to the central location **18**. Such saved responses may be periodically updated and tracked to verify the patient is not experiencing any symptoms indicating increased risk of experiencing a condition that may require treatment. Changes in the patient's voice may also be stored and tracked to determine changes in breathing characteristics as an additional symptom that may be pertinent to a change in the patient's condition or diagnosis.

Examples of survey questions or periodic condition status questions may include: Are your legs swelling?; Are you having breathing difficulties?; Have you experienced a gain in weight?; and Are you sitting up to sleep? Of course, various other questions relating to symptoms of health conditions may also be used in addition to or in place of such survey questions.

The microphone **25** and processor **33** can be configured to verify that the base station **28** is connected to the central location **18** by recording a modem speaker audio or other audio that may be produced by the portion or device of the base station **28** that is configured to connect the defibrillator **41** to the central location **18**. The tones of the audio produced by the base station **28** when trying to connect the defibrillator **41** to the central location **18** can be analyzed by the processor **33** to determine if the modem is attempting a connection. For instance, such an analysis may be performed by comparing the audio input received by the microphone **25** with tone data stored in the memory **34**.

The microphone **25** may also be used to verify that certain internal components are operating correctly by analyzing noise associated with activation or deactivation of mechanical components of the wearable defibrillator such as, for example, relays or switches. Correlation of the activation of the components with recorded audio may verify the functionality of the components.

For example, it can be predetermined that during a particular event, certain relays are activated at certain times. Such data can be stored in memory **34**. The processor **33** can be configured to use amplitude and other audio input provided by the microphone **25** and time measurements to verify that the correct relays are activated at the correct times.

The processor **33** may be configured to cause a self-diagnostic test to be run whenever audio input is received that indicates the wearable defibrillator **41** may have been damaged. Such audio input may include high amplitude and short duration noise. Such noise may be equivalent or similar to noise produced from an object such as, for

example, a wall, a floor, a chair or a door banging against a portion of the wearable defibrillator or when the defibrillator is dropped onto a hard surface.

The processor **33** may be configured to cause a system test to be run to verify that the wearable defibrillator **41** is functioning properly. For example, the processor **33** may cause an alarm to be emitted by the speaker **24** at different frequencies and volumes and verify the alarm is being emitted at the different volumes and frequencies by comparing the expected audio output of the speaker with the audio input received by the microphone **25**. If an alarm is found to not function properly, the processor **33** may be configured to operatively connect to the central location **18** and report the problem to the central location **18** or to schedule servicing of the wearable defibrillator **41**. The processor **33** may operatively connect to the central location **18** by interacting with the base station **28**, as discussed above.

It should be appreciated that service personnel may review the results of the diagnostic tests and evaluate the results to determine if the wearable defibrillator needs servicing. While certain present preferred embodiments of the wearable defibrillator and certain embodiments of methods of practicing the same have been shown and described, it is to be distinctly understood that the invention is not limited thereto but may be otherwise variously embodied and practiced within the scope of the following claims.

What is claimed is:

1. An external monitoring medical device, comprising:
  - at least one sensor configured to be removably attached to a patient and to sense data indicative of a cardiac condition of the patient;
  - an operator interface device;
  - an output device disposed in the operator interface device of the external monitoring medical device and configured to provide one or more output to the patient; and
  - at least one processor disposed in the external monitoring medical device, the at least one processor configured to cause the output device to provide the one or more output to the patient in a predetermined language of the patient;
 wherein the external monitoring medical device can be worn by the patient.
2. The external monitoring medical device of claim 1, wherein the external monitoring medical device comprises a wearable defibrillator.
3. The external monitoring medical device of claim 1, wherein the predetermined language of the patient comprises at least one of Spanish, English, French, and German.
4. The external monitoring medical device of claim 1, wherein the external monitoring medical device is configured to be customized for the patient.
5. The external monitoring medical device of claim 1, wherein the external monitoring medical device is configured to display a name of the patient.
6. The external monitoring medical device of claim 3, wherein the external monitoring medical device is configured to customize one or more messages to include the name of the patient to personalize instructions.
7. The external monitoring medical device of claim 1, wherein the at least one processor is configured to cause a menu of different languages in which the one or more output to the patient can be provided.
8. The external monitoring medical device of claim 7, wherein the processor is configured to allow the patient to select from the menu of different languages the predetermined language of the patient.

9. The external monitoring medical device of claim 1, wherein the output device comprises an audio output device, and the one or more output to the patient comprises an audio output in the predetermined language of the patient.

10. The external monitoring medical device of claim 1, wherein the one or more output to the patient comprises an instruction to the patient.

11. The external monitoring medical device of claim 1, wherein the at least one sensor comprises a plurality of electrodes that are removably attached to the patient.

12. The external monitoring medical device of claim 1, wherein the external monitoring medical device is configured to provide an alarm to the patient, wherein the alarm comprises one or more of a tactile simulation alarm, a visual alarm, an audio alarm, and a voice alarm.

13. The external monitoring medical device of claim 1, wherein the external monitoring medical device is configured to allow the patient to indicate whether the patient is experiencing one or more symptoms.

14. The external monitoring medical device of claim 1, wherein the at least one processor is configured to allow the patient to configure the external monitoring medical device during a setup period prior to use of the external monitoring medical device.

15. The external monitoring medical device of claim 1, further comprising a wireless communications device configured to communicate the data indicative of the cardiac condition of the patient between the external monitoring medical device and at least one of a health care provider, emergency medical support personnel, and customer support personnel.

16. The external monitoring medical device of claim 15, wherein the wireless communications device is configured to communicate with the at least one of the health care provider, the emergency medical support personnel, and the customer support personnel via a base station.

17. The external monitoring medical device of claim 15, wherein the wireless communications device is configured to send the data indicative of the cardiac condition of the patient to the at least one of the health care provider, the emergency medical support personnel, and the customer support personnel.

18. The external monitoring medical device of claim 15, wherein the wireless communications device is configured to receive the one or more output to the patient from the at least one of the health care provider, the emergency medical support personnel, and the customer support personnel.

19. The external monitoring medical device of claim 1, wherein the one or more output to the patient comprises at least one survey question regarding at least one of a health of the patient and a condition of the external monitoring medical device.

20. An external monitoring medical device, comprising: a plurality of ECG sensing electrodes configured to be removably attached to a patient and to detect one or more ECG signals of the patient; sensor circuitry operationally coupled to the plurality of ECG electrodes, the sensor circuitry configured to sense data indicative of a cardiac condition of the patient based on the one or more ECG signals of the patient; an operator interface device; an output device disposed in the operator interface device of the external monitoring medical device and configured to provide one or more output to the patient;

at least one processor disposed in the external monitoring medical device, the at least one processor configured to cause the output device to provide the one or more output to the patient in a predetermined language of the patient; and

cause the output device to customize the one or more output to the patient, including outputting the name of patient via the output device; wherein the external monitoring medical device can be worn by the patient.

21. The external monitoring medical device of claim 20, wherein the external monitoring medical device comprises a wearable defibrillator.

22. The external monitoring medical device of claim 20, further comprising a wireless communications device configured to communicate the data indicative of the cardiac condition of the patient between the external monitoring medical device and at least one of a health care provider, emergency medical support personnel, and customer support personnel.

23. The external monitoring medical device of claim 22, wherein the wireless communications device is configured to communicate with the at least one of the health care provider, the emergency medical support personnel, and the customer support personnel via a base station.

24. The external monitoring medical device of claim 22, wherein the wireless communications device is configured to send the data indicative of the cardiac condition of the patient to the at least one of the health care provider, the emergency medical support personnel, and the customer support personnel.

25. The external monitoring medical device of claim 22, wherein the wireless communications device is configured to receive the one or more output to the patient from the at least one of the health care provider, the emergency medical support personnel, and the customer support personnel.

26. The external monitoring medical device of claim 22, wherein one or more output to the patient comprises at least one survey question regarding at least one of a health of the patient and a condition of the external monitoring medical device.

27. A method for monitoring a patient by an external monitoring medical device worn by the patient, comprising: detecting one or more ECG signals of the patient via a plurality of ECG sensing electrodes configured to be removably attached to the patient and coupled to the external monitoring medical device;

sensing data indicative of a cardiac condition of the patient at the external monitoring medical device based on the detected one or more ECG signals of the patient; causing an output device disposed in the external monitoring medical device to provide one or more output to the patient, wherein the one or more output is configured to be provided in a predetermined language of the patient; and

causing the output device to customize the one or more output to the patient, wherein the customization comprises outputting the name of patient via the output device.

28. The method of claim 27, wherein the external monitoring medical device comprises a wearable defibrillator.

29. The method of claim 27, further comprising communicating the data indicative of the cardiac condition of the patient from the external monitoring medical device to a server.

专利名称(译)	带有音频输入/输出的可穿戴式除颤器		
公开(公告)号	<a href="#">US10004893</a>	公开(公告)日	2018-06-26
申请号	US15/468196	申请日	2017-03-24
[标]申请(专利权)人(译)	卓尔医学产品公司		
申请(专利权)人(译)	ZOLL医疗公司		
当前申请(专利权)人(译)	ZOLL医疗公司		
[标]发明人	MACHO JOHN D VOLPE SHANE S RATTANNI RICHARD A SKALOS PHILIP C KAIB THOMAS E LINDER MARSHAL W		
发明人	MACHO, JOHN D VOLPE, SHANE S RATTANNI, RICHARD A SKALOS, PHILIP C KAIB, THOMAS E LINDER, MARSHAL W		
IPC分类号	A61N1/00 A61N1/39 A61N1/04 A61B5/0408 A61B5/0402 A61B5/00 A61N1/372		
CPC分类号	A61N1/0484 A61B5/0002 A61B5/0402 A61N1/3993 A61N1/046 A61N1/37217 A61N1/3925 A61B5/04085 A61N1/3904 A61N1/3987		
代理机构(译)	ZOLL医疗公司		
优先权	14/325041 2015-02-24 US 60/933310 2007-06-06 US		
其他公开文献	US20170189672A1		
外部链接	<a href="#">Espacenet</a>		

摘要(译)

监测病人状况的可穿戴设备和方法。可穿戴设备包括至少一个传感器和可操作地连接到至少一个传感器的至少一个处理器。可穿戴设备还包括可操作地连接到至少一个处理器的操作员界面设备。所述至少一个处理器使所述设备允许定制经由所述操作员接口设备递送的至少一个输出消息。

