



US010492696B2

(12) **United States Patent**
Olivero

(10) **Patent No.: US 10,492,696 B2**
(45) **Date of Patent: Dec. 3, 2019**

(54) **PORTABLE BIOMETRIC MONITORING DEVICE AND METHOD FOR USE THEREOF**

USPC 340/539.12, 539.1, 539.11, 573.1
See application file for complete search history.

(71) Applicant: **Anthony Olivero**, Ada, MI (US)

(56) **References Cited**

(72) Inventor: **Anthony Olivero**, Ada, MI (US)

U.S. PATENT DOCUMENTS

(*) Notice: Subject to any disclaimer, the term of this patent is extended or adjusted under 35 U.S.C. 154(b) by 0 days.

8,107,920	B2	1/2012	Ayed
9,041,530	B2	5/2015	Sprigg et al.
9,277,870	B2	3/2016	Spolin et al.
9,456,787	B2	10/2016	Venkatraman et al.
2005/0084075	A1*	4/2005	Kotzin H04M 1/72569 379/38
2007/0204691	A1	9/2007	Bogner et al.
2015/0370999	A1*	12/2015	Carpenter G06F 19/3456 705/2
2015/0382086	A1*	12/2015	Kim H04W 4/70 340/870.07
2016/0055758	A1	2/2016	Francis
2016/0324419	A1	11/2016	Chang et al.
2016/0330573	A1	11/2016	Masoud et al.
2016/0335871	A1*	11/2016	Kim G08B 21/0211
2016/0342744	A1	11/2016	Joao

(21) Appl. No.: **16/003,377**

(22) Filed: **Jun. 8, 2018**

(65) **Prior Publication Data**

US 2018/0353085 A1 Dec. 13, 2018

Related U.S. Application Data

(60) Provisional application No. 62/517,250, filed on Jun. 9, 2017.

(51) **Int. Cl.**

A61B 5/0205 (2006.01)
A61B 5/00 (2006.01)
A61B 5/024 (2006.01)
A61B 5/11 (2006.01)
A61B 5/145 (2006.01)
A61B 5/01 (2006.01)
A61B 5/08 (2006.01)

(52) **U.S. Cl.**

CPC *A61B 5/02055* (2013.01); *A61B 5/0022*
(2013.01); *A61B 5/6831* (2013.01); *A61B 5/01*
(2013.01); *A61B 5/02438* (2013.01); *A61B*
5/0816 (2013.01); *A61B 5/1112* (2013.01);
A61B 5/14542 (2013.01); *A61B 2562/066*
(2013.01)

(58) **Field of Classification Search**

CPC A61B 5/02055

(Continued)

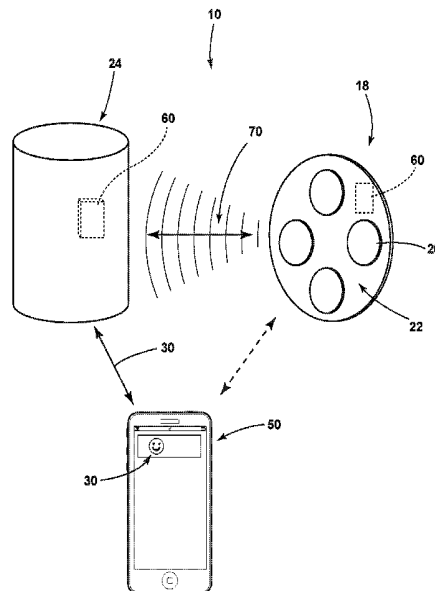
Primary Examiner — Daryl C Pope

(74) *Attorney, Agent, or Firm* — Price Heneveld LLP

(57) **ABSTRACT**

A portable biometric monitor includes a wearable member having a plurality of sensors incorporated therein. Each sensor of the plurality of sensors is adapted to monitor a corresponding biometric indicator. A communications hub is in selective wireless communication with the plurality of sensors. One of the wearable member and the communications hub includes a set of biometric parameters, wherein each biometric parameter of the set of biometric parameters includes a corresponding preferred range. When at least one of the sensors indicates that the corresponding biometric indicator is outside of the corresponding preferred range, the communications hub provides a status indicia corresponding to a proposed recommendation.

20 Claims, 8 Drawing Sheets



(56)

References Cited

U.S. PATENT DOCUMENTS

2016/0353996 A1 12/2016 Fink
2016/0367188 A1 12/2016 Malik et al.
2017/0185284 A1 6/2017 Bhavaraju et al.
2017/0185953 A1 6/2017 Dalforno et al.

* cited by examiner

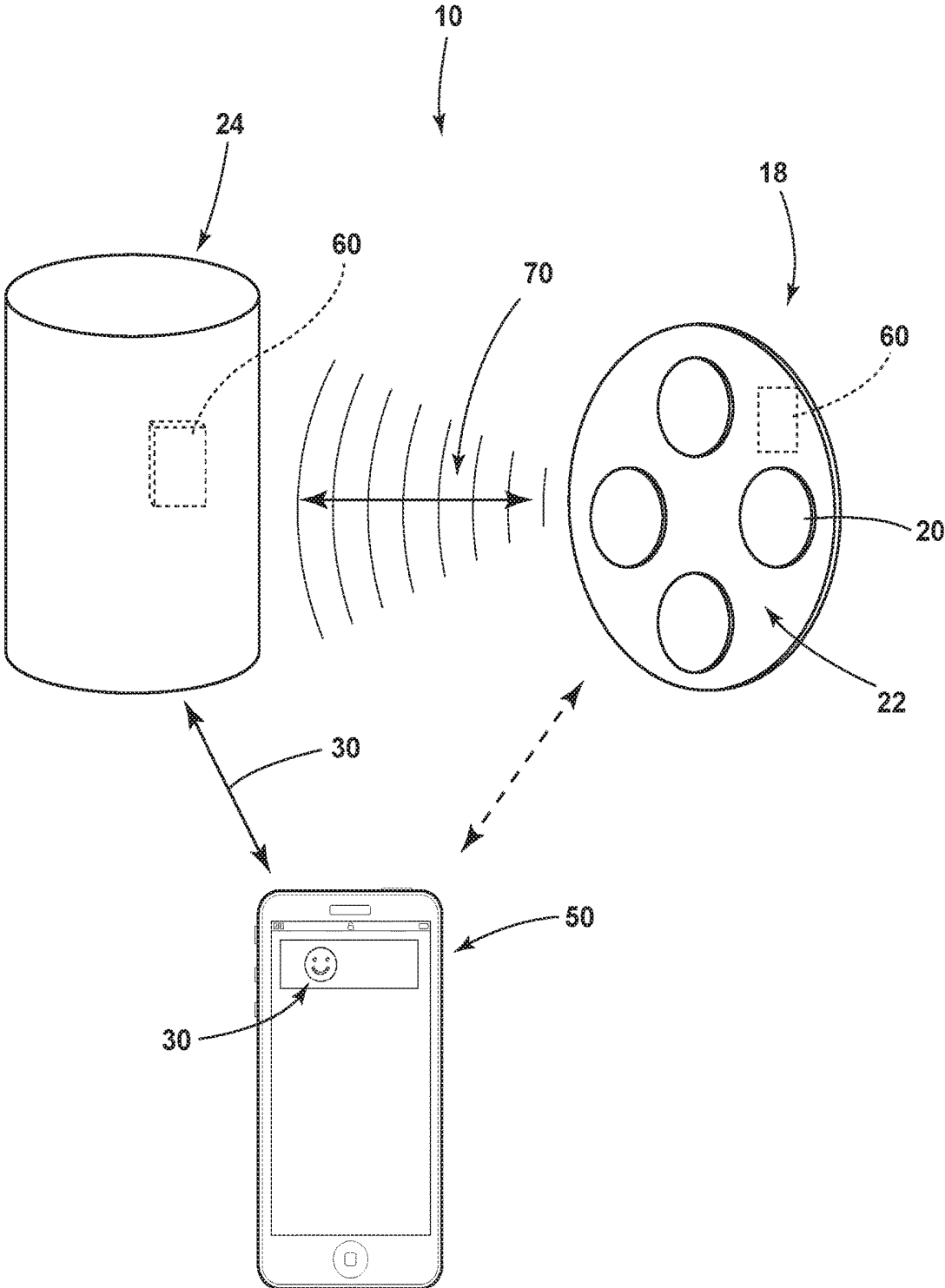


FIG. 1

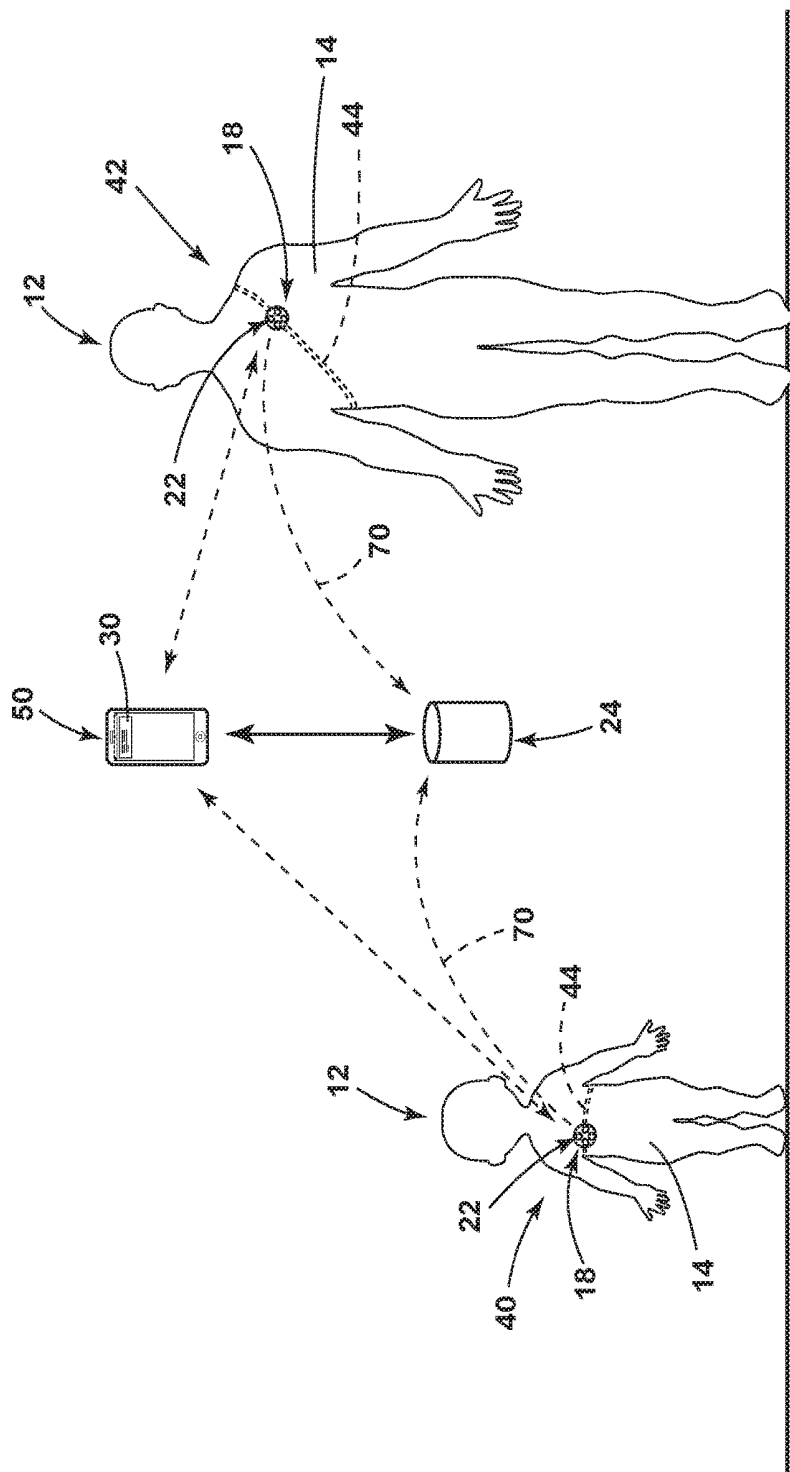


FIG. 2

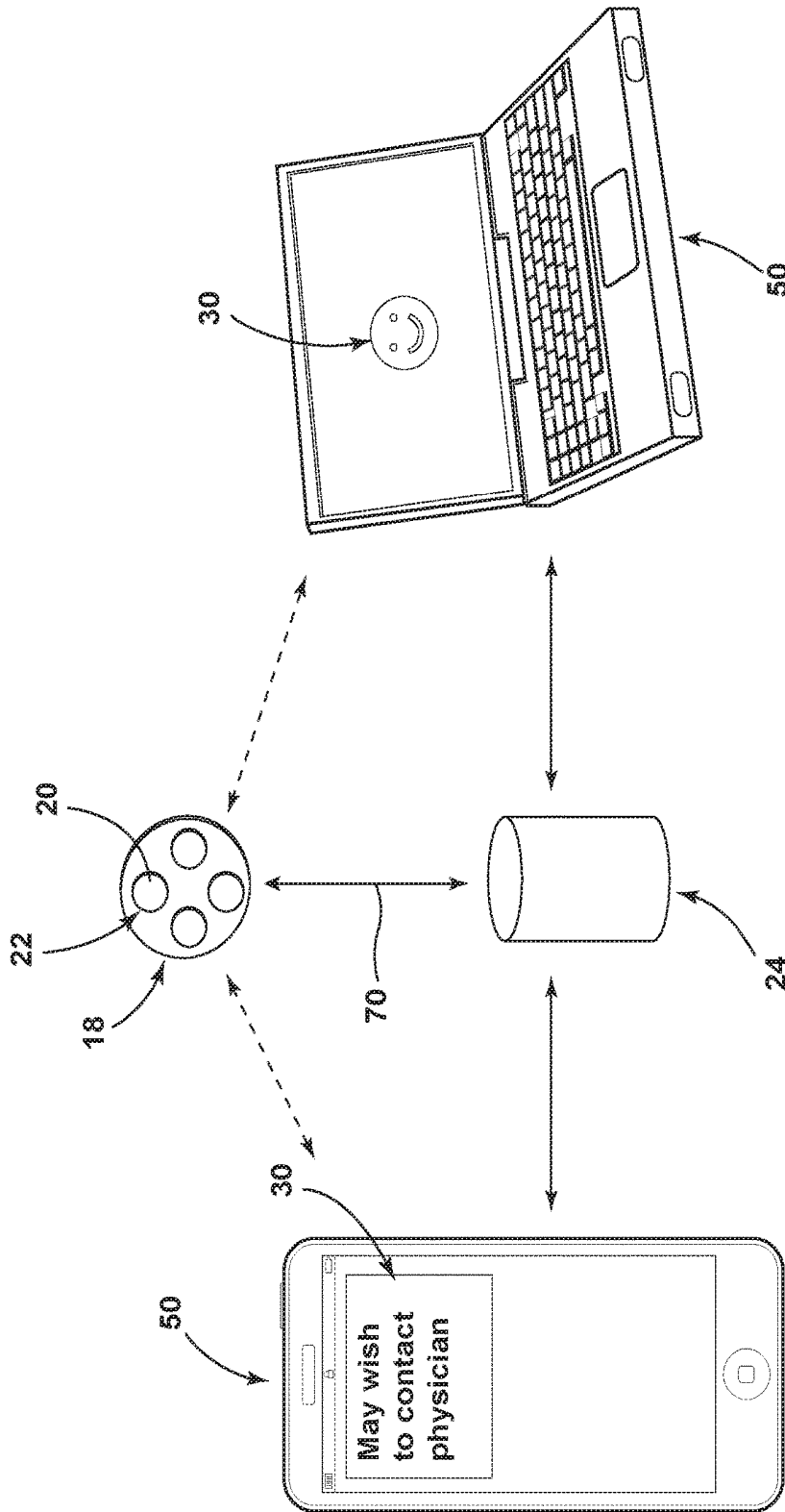


FIG. 3

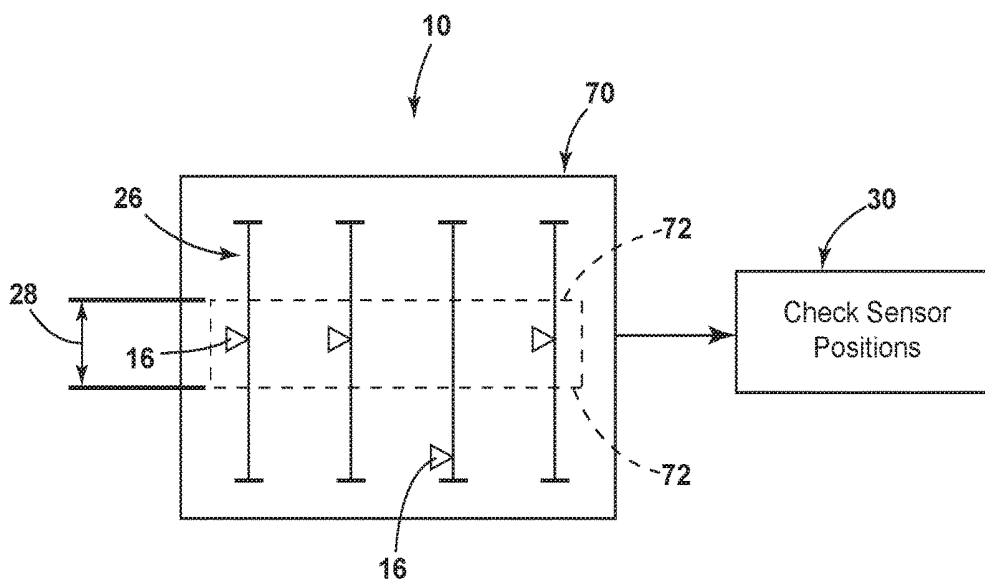


FIG. 4

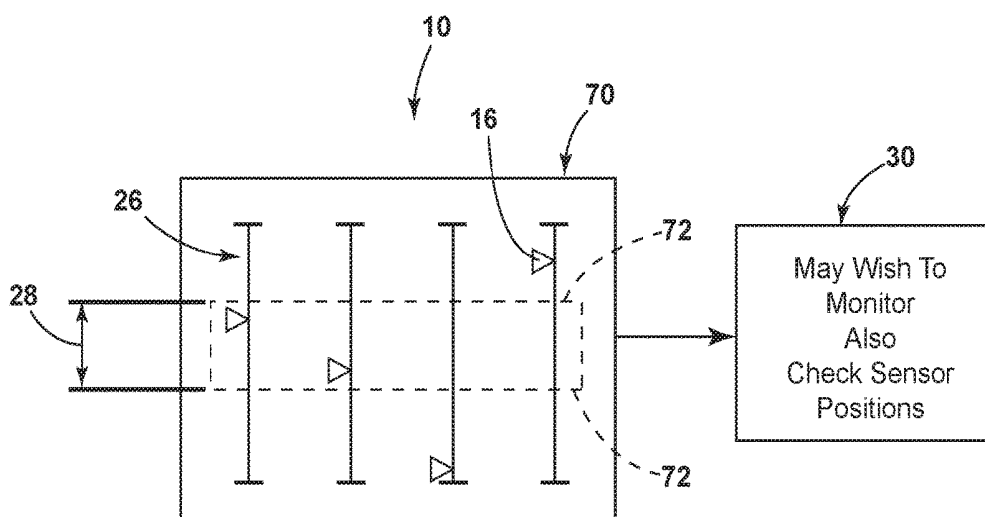


FIG. 5

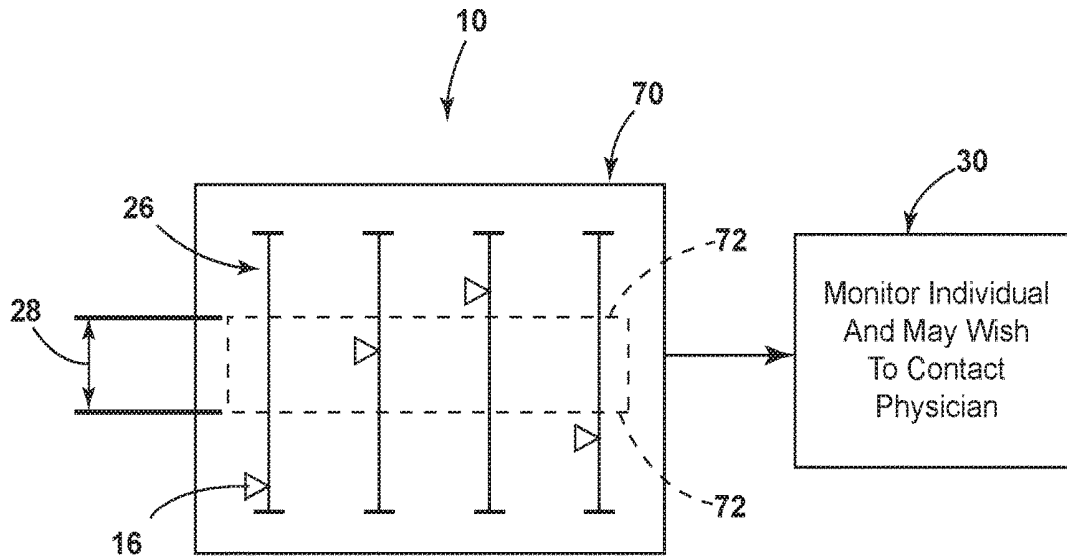


FIG. 6

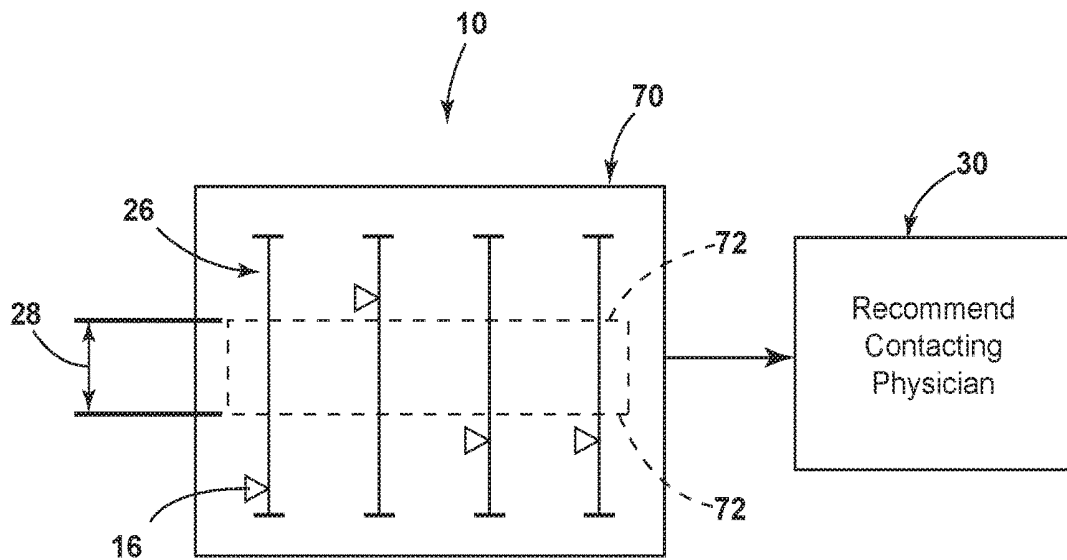


FIG. 7

Method 400 for Monitoring the Biometric Functions of an individual

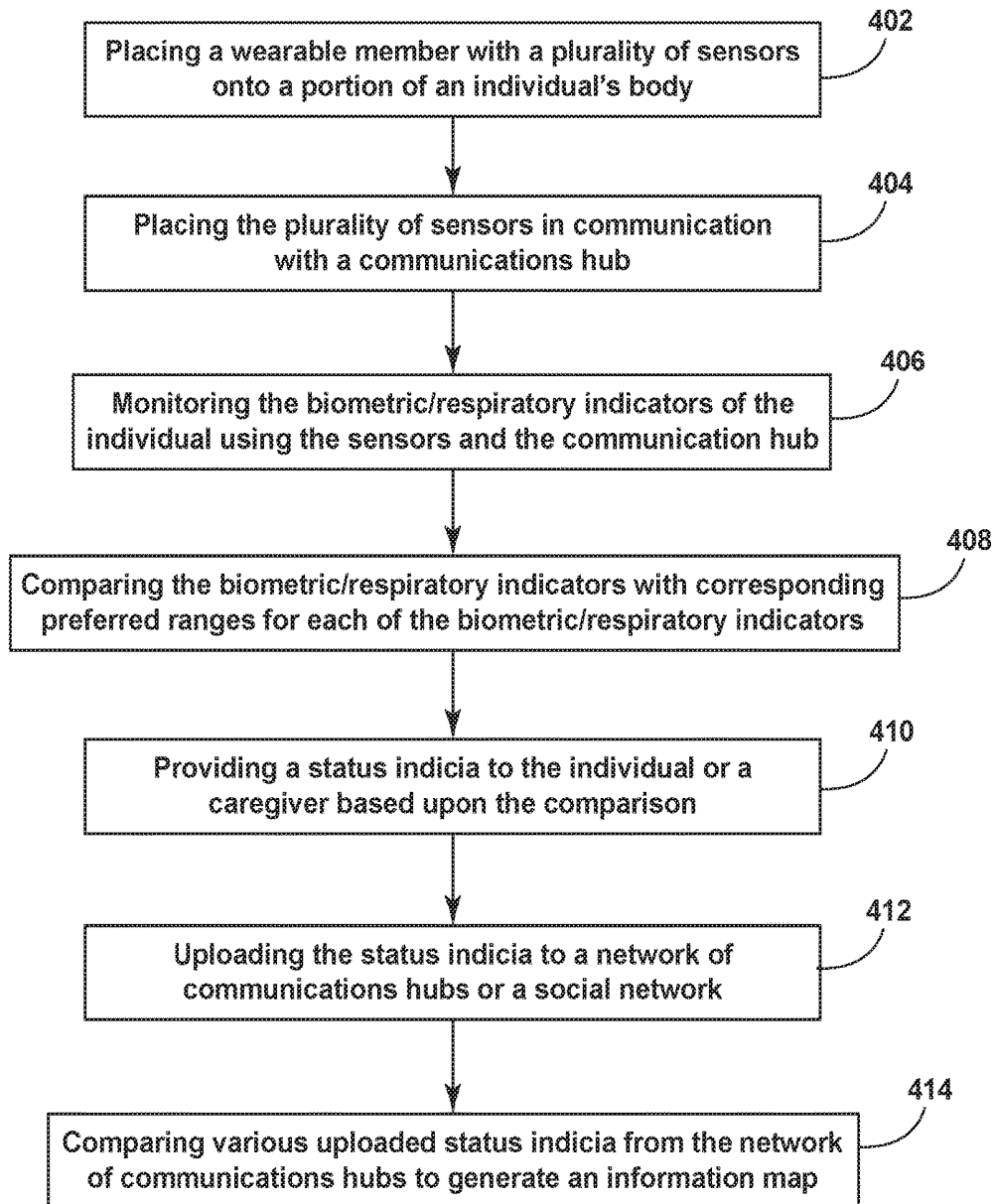


FIG. 8

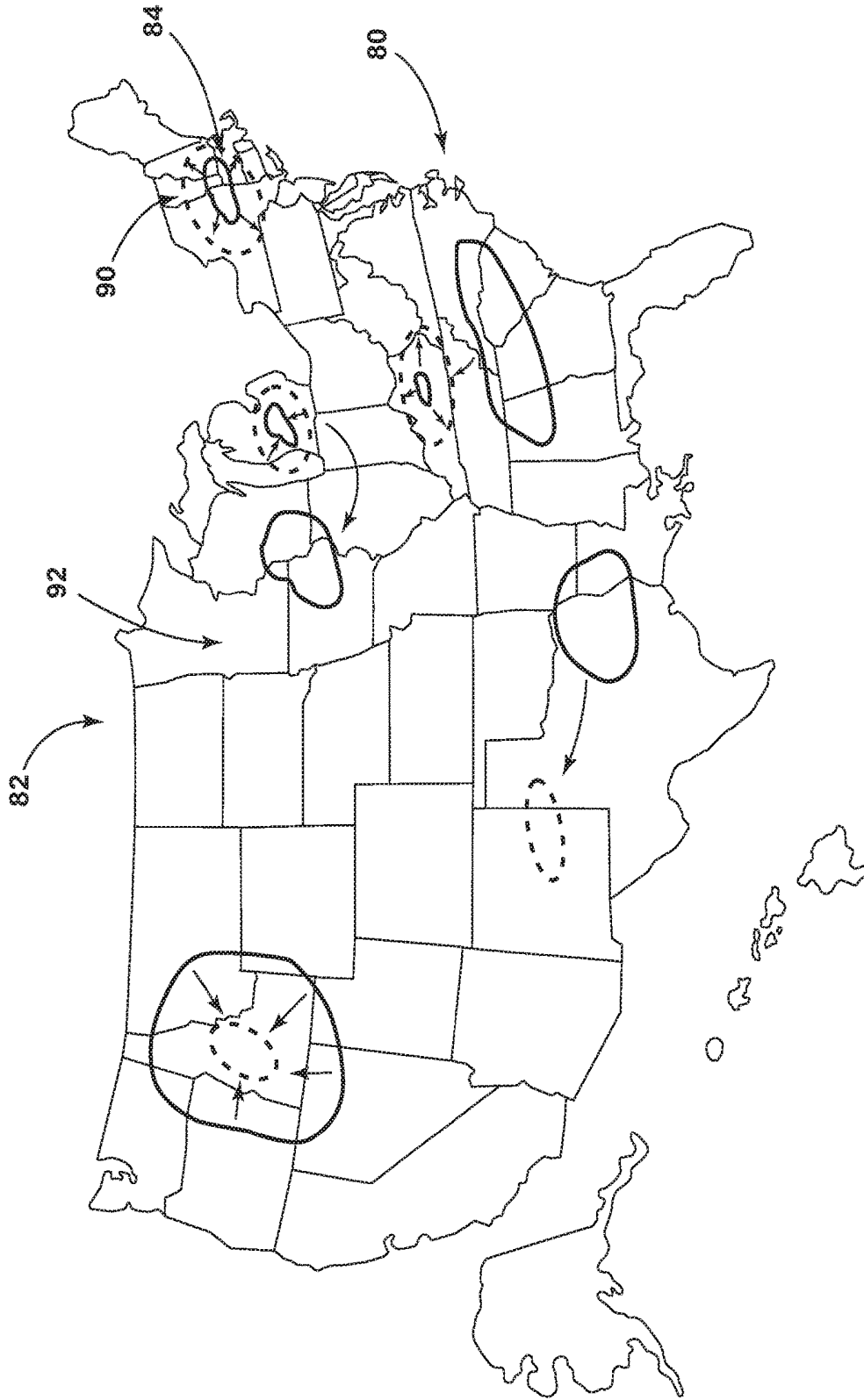


FIG. 10

PORTABLE BIOMETRIC MONITORING DEVICE AND METHOD FOR USE THEREOF

CROSS-REFERENCE TO RELATED APPLICATION

This application claims priority to and the benefit under 35 U.S.C. § 119(e) of U.S. Provisional Patent Application No. 62/517,250 filed on Jun. 9, 2017, entitled "PORTABLE BIOMETRIC MONITORING DEVICE AND METHOD FOR USE THEREOF," the entire disclosure of which is hereby incorporated herein by reference.

FIELD OF THE INVENTION

The present invention generally relates to a biometric monitoring device, and more specifically, a device including sensors for monitoring the various biometric indicators related to an individual's current status with respect to various health and/or wellness parameters.

BACKGROUND OF THE INVENTION

Certain illnesses, such as bronchiolitis, can afflict individuals of a younger age and those with diminished immune systems. Bronchiolitis and other respiratory ailments can often be recurring and can last for an extended period of time. Additionally, these respiratory ailments can be highly contagious, such that they may spread rapidly through various geographic locations at any one time. Additionally, children with chronic illnesses suffer longer and more severe symptoms than otherwise healthy children. Early detection of these ailments can facilitate closer healthcare monitoring and interventions which may decrease the duration and severity of symptoms. This may reduce the degree and/or rate of geographic spread and inform healthy or immunocompromised individuals about locations where various illnesses may be prevalent at a particular time.

SUMMARY OF THE INVENTION

According to one aspect of the present invention, a portable biometric monitor includes a wearable member having a plurality of sensors incorporated therein. Each sensor of the plurality of sensors is adapted to monitor a corresponding biometric indicator. A communications hub is in selective wireless communication with the plurality of sensors. One of the wearable member and the communications hub includes a set of biometric parameters, wherein each biometric parameter of the set of biometric parameters includes a corresponding preferred range. When at least one of the sensors indicates that the corresponding biometric indicator is outside of the corresponding preferred range, the communications hub provides a status indicia corresponding to a proposed recommendation.

According to another aspect of the present invention, a method of monitoring a biometric function of an individual includes placing a wearable member onto a portion of an individual's body, wherein a plurality of sensors within the wearable member are positioned to monitor corresponding biometric indicators. The method also includes monitoring the corresponding biometric indicators, comparing each biometric indicator with a corresponding biometric parameter, wherein each corresponding biometric parameter includes a corresponding preferred range, and providing a

status indicia when at least one of the biometric indicators falls outside the preferred range of the corresponding biometric indicators.

According to another aspect of the present invention, a method of monitoring a biometric function of an individual includes placing a wearable member onto a portion of an individual's body, wherein a plurality of sensors within the wearable member are positioned to monitor corresponding biometric indicators. The method also includes placing the plurality of sensors in wireless communication with a communications hub, wherein the communications hub includes a set of biometric parameters, wherein each biometric parameter of the set of biometric parameters includes a preferred range. The method also includes monitoring the corresponding biometric indicators using the plurality of sensors, comparing each biometric indicator with the corresponding preferred range of the corresponding biometric indicators, providing a status indicia when at least one of the biometric indicators falls outside the preferred range of the corresponding biometric indicators, uploading the status indicia to a hub network, wherein the hub network includes a plurality of communications hubs, and comparing a plurality of uploaded status indicia from the hub network.

These and other aspects, objects, and features of the present invention will be understood and appreciated by those skilled in the art upon studying the following specification, claims, and appended drawings.

BRIEF DESCRIPTION OF THE DRAWINGS

In the drawings:

FIG. 1 is a schematic view of a hub and sensor array that are used as part of the biometric monitoring device;

FIG. 2 is a schematic illustration of a child and an adult wearing an aspect of the sensor array, where the sensor array is in communication with the hub for the biometric monitoring device;

FIG. 3 is a schematic view of an aspect of the hub for the biometric monitoring device in wireless communication with a portable computing device;

FIGS. 4-7 illustrate schematic diagrams exemplifying biometric measurements taken by the sensor array and compared with various biometric parameters saved within the biometric monitoring device, as well as indicia that are communicated by the biometric monitoring device in response to the measurements taken by the sensor array;

FIG. 8 is a schematic flow diagram illustrating a method for operating the biometric monitoring device;

FIG. 9 is a schematic diagram illustrating an aspect of the biometric monitoring device where a user can upload various biometric markers and indicia to a social computing network; and

FIG. 10 is a schematic diagram illustrating a potential geographic record keeping function used in conjunction with a plurality of biometric monitoring devices.

DETAILED DESCRIPTION OF THE PREFERRED EMBODIMENTS

For purposes of description herein, the terms "upper," "lower," "right," "left," "rear," "front," "vertical," "horizontal," and derivatives thereof shall relate to the invention as oriented in FIG. 1. However, it is to be understood that the invention may assume various alternative orientations, except where expressly specified to the contrary. It is also to be understood that the specific devices and processes illustrated in the attached drawings, and described in the fol-

lowing specification are simply exemplary embodiments of the inventive concepts defined in the appended claims. Hence, specific dimensions and other physical characteristics relating to the embodiments disclosed herein are not to be considered as limiting, unless the claims expressly state otherwise.

As shown in FIGS. 1-7, reference numeral 10 generally refers to a portable biometric monitor or portable health monitor that can be worn upon the body 14 of an individual 12 or proximate the individual's body 14 for measuring various biometric indicators 16 of the subject individual 12. Using these biometric indicators 16, the portable biometric monitor 10 can monitor and gather information regarding the status of an individual 12. The status of an individual 12 can be in the form of a health and/or wellness status of the individual 12. According to various aspects of the device, the portable biometric monitor 10 can include a wearable member 18 having a plurality of sensors 20 incorporated therein. The plurality of sensors 20 can be in the form of a sensor array 22 or a plurality of individual sensors 20 that are applied on or near an individual's body 14. It is contemplated that each sensor 20 of the plurality of sensors 20 is adapted to monitor a corresponding biometric indicator 16 of a plurality of biometric indicators 16. By way of example, and not limitation, the biometric indicator 16 may take the form of a respiratory indicator 16 that can provide information related to the individual's respiratory function.

According to various aspects of the device, the biometric indicators 16 can include, but are not limited to, respiratory rate, respiratory inspiratory and expiratory times and ratio, heart rate, temperature, electromyography, muscle contraction strength, electrocardiography, electroencephalography, oxygen saturation (arterial, venous, capillary), carbon dioxide level, blood pressure, hydration, glucose and electrolyte monitors, lactate level, hormone levels, bilirubin level, chemical signaling molecule levels, chemical concentration level, apnea indicators, activity level, global positioning system (GPS) data related to the body position and orientation of an individual 12 (prone vs. supine, active vs. sedentary, etc.), combinations thereof, and other various biometric indicators 16. Typically, two or more biometric indicators 16 will be utilized by the portable biometric monitor 10 in accessing the condition of the individual 12.

Referring again to FIGS. 1-7, the portable biometric monitor 10 can also include a communications hub 24 that is in selective wireless communication with at least one sensor 20 of the plurality of sensors 20. It should be understood that a wired connection between the various components of the portable biometric monitor 10 may also be implemented where desired. The communications hub 24 typically includes a processor for monitoring and recording the measurements taken by the sensors 20.

During operation of the portable biometric monitor 10, at least one of the wearable member 18 and communications hub 24 can include a set of biometric parameters 26. Each corresponding biometric parameter 26 of the set of biometric parameters 26 includes a corresponding preferred range 28. Accordingly, each corresponding preferred range 28 relates to a respective and corresponding biometric indicator 16. When at least one of the sensors 20 indicates that the corresponding biometric indicator 16 is outside of the corresponding preferred range 28, the communications hub 24 may provide a status indicia 30 that corresponds to a proposed recommendation. It is contemplated that another component of the portable biometric monitor 10 can also display the status indicia 30. The proposed recommendation can be in the form of an alert (e.g. visual, audio, haptic,

tactile, combinations thereof and others) to check the status of the sensors 20 included within the wearable member 18, or can be a recommendation to take some sort of action, such as calling a healthcare provider or providing increased surveillance as to the condition of the individual 12 wearing the plurality of sensors 20. The sensors 20, communications hub 24, and portable computing device 50 may display the status indicia 30 at any point, and may alter the display if/when one or more biometric parameters 26 moves outside of the preferred range 28 and/or if the rate of change is outside of the preferred setting, all of which may result in a recommendation.

According to various aspects of the device, the preferred ranges 28 for the biometric indicators 16 may include preferred ranges 28 that correspond to current status information as well as status information over time. This status information over time may be in the form of data relating to the rates of change over time. Each of the current (or instantaneous) status information and the status information over time can be provided in real time or substantially in real time. In this manner, the sensors 20, communications hub 24, and portable computing device 50 may display the status indicia 30 at any point, and may alter the display if/when one or more biometric parameters 26 moves outside of the preferred range 28. Additionally, the status indicia 30 may be displayed when the rate of change of one or more biometric parameters 26 is outside of a preferred range 28 for the rate of change of a particular biometric parameter 26. Rate of change, according to various aspects, can be indicative of the existence of a health concern as well as the potential severity of the health concern. Accordingly, where a particular biometric parameter 26 may be within a preferred range 28, the rate of change of the biometric parameter 26 may indicate a health and/or wellness concern and may result in the communication of a recommendation. In this manner, data relating to the rate of change of a biometric parameter 26 may provide an advance status indicia 30 in the form of a recommendation, before the biometric parameter 26 actually falls outside of the preferred range 28. In certain aspects of the device, the various sensors 20 of the portable biometric monitor 10 may also, or alternatively, communicate directly with the portable computing device 50. The rate of change data and the evaluation of the biometric parameters 26 in relation to the preferred ranges 28 can be performed by a processor of the sensors 20, the communications hub 24 or a portable computing device 50.

According to various aspects of the device, the portable biometric monitor 10 can be used to assist a user, a parent or other caregiver, or a healthcare monitoring entity, in making decisions regarding actions to take with respect to the individual 12. These types of recommended actions may take the form of whether or not to get a professional healthcare provider involved in caring for the individual 12 that is being monitored by the portable biometric monitor 10. These recommendations may range from a notification to the caregiver or parent or a notification to a healthcare provider or entity.

In certain aspects of the device, the recommendation may take the form of a therapeutic and/or medication recommendation based on the person's known medical history, and which may or may not be based on a consultation with an expert. By way of explanation, and not limitation, the presence of a biometric indicators 16 being outside of a preferred range 28 may typically indicate that a recommendation is warranted. In certain individuals, the presence of a biometric indicator 16 outside of a preferred range 28 may be a reflection of a known or expected reaction to a pre-

scribed medication or activity, such as when an individual diagnosed with asthma inhales albuterol, the biometric monitor **10** will typically show a fast respiratory rate and increased chest wall muscle use. In such an instance, the recommendation may take the form of a message or request to confirm that the medication was taken or the action performed.

While certain aspects of the device may be calibrated to provide a preliminary diagnosis, typically, no diagnosis is provided. Accordingly, the recommendation with respect to the actions described above is provided to encourage a user of the portable biometric monitor **10** to seek prompt and appropriate assistance of a health care provider so that a formal assessment and diagnosis can be made via a health care provider.

Referring again to FIGS. 1-7, the plurality of sensors **20** that are included within the wearable member **18** can be in the form of a sensor array **22** and can also be in the form of individual sensors **20** that can be disposed on or near the body **14** of the individual **12**. The sensor array **22** can be included within a single wearable member **18** that can be attached to a portion of the user's body **14**. Typical locations for placing the wearable member **18** may include, but are not limited to, near the rib cage or near the user's back so that the person cannot remove the device, such as in the case of a small child **40**. More diverse locations may be possible when the portable biometric monitor **10** is used on older children and/or adults **42**, who may be less likely to remove, intentionally or unintentionally, the device during use of the portable biometric monitor **10**. To assist in placement of the plurality of sensors **20**, the sensors **20** may be incorporated within a piece of clothing such as a shirt, onesie, or other piece of clothing. Typically, the sensors **20** will be disposed within a separate wearable member **18** that can be attached directly to the user's skin. In this manner, the sensors **20** can be in contact with the user's body **14** to provide a substantially accurate measurement of the various biometric indicators **16** that are recorded by the plurality of sensors **20**. The wearable member **18** can include an adhesive or substantially tactile coating that can be at least temporarily adhered to the user's skin. Semi-permanent or permanent biometric monitoring tattoos can be printed or placed on the skin to acquire the biometric signals. Various straps **44**, bands and other wrapping members can also be included as part of the wearable member **18** for coupling the plurality of sensors **20** with the user's body **14**.

Referring again to FIGS. 1-7, the plurality of sensors **20** can include a wide range of sensing mechanisms that can include, but are not limited to, heart rate monitors, thermometers, EMG, EKG, EEG, I:E (inspiration:expiration) ratio monitors, oxygen saturation monitors (arterial, capillary, and/or venous), hydration monitors, lactate monitors, CO₂ monitors, pulse-ox monitors, hydration monitors, apnea monitors, GPS sensors for monitoring the position of an individual **12** (prone vs. supine, active vs. sedentary, etc.), combinations thereof, and other similar sensing mechanisms. Data obtained from the various sensors **20** may be stored locally, and/or transmitted to the communications hub **24** for storage, and/or transmitted to one or more portable computing devices **50** for storage, and/or ultimately transmitted to a secure data storage center. These data may be processed by a processor at various events along the communication line.

According to various aspects of the device, the biometric indicators **16** measured by the plurality of sensors **20** may typically be related to respiratory indicators **16** that measure the respiratory health of the individual **12**. Typically, afflic-

tions such as bronchiolitis and other similar respiratory infections affect the respiratory function of the individual **12**. Accordingly, for measuring respiratory function, the plurality of sensors **20** can include a heart rate monitor, I:E ratio monitor, body temperature thermometer and oxygen saturation monitor.

To assist in evaluating the health, such as respiratory health, of the individual **12**, the corresponding preferred ranges **28** that relate to each of these sensors **20** can be predetermined based upon generally accepted biometric data **70** that relates to a typically healthy individual **12**. It is also contemplated that upon acquisition of the portable biometric monitor **10**, the preferred ranges **28** can be customized based upon the unique characteristics of the monitored individual **12** wearing the portable biometric monitor **10**. Such unique identifying information taken during an evaluation period can include, but is not limited to, gender, gestational age, known medical conditions (e.g. asthma, COPD, heart disease, etc.), zip code or other geographical location identifying where certain afflictions may be more prominent, time of day, activity level, variation in other biometric parameters **26** and other similar information that can assist in customizing the preferred ranges **28** for the portable biometric monitor **10**.

After the preferred ranges **28** of the portable biometric monitor **10** are derived, the sensors **20** can be used for measuring various biometric indicators **16** that can be relayed and compared against the preferred ranges **28**. Based upon the number of biometric indicators **16** that are inside or outside of the corresponding preferred ranges **28** (or near the outer boundaries **72** of the preferred ranges **28**), as well as the current value and rate of change of the biometric indicators **16**, certain indicia **30** can be conveyed from the portable biometric monitor **10** to the user or caregiver of the device. By way of example, and not limitation, where a single biometric indicator **16** is outside of a corresponding preferred range **28** (illustrated in FIG. 4), such a condition may be more indicative of a mechanical issue with one of the sensors **20**, rather than a legitimate health or wellness concern. Accordingly, in such an instance, the indicia **30** may be in the form of a message to at least one specifically identified person or entity, such as the user or caregiver, to verify placement of the sensors **20** or the wearable device. This indicia **30** can verify the existence of a "false positive" reading by one of the sensors **20**. The indicia **30** may be also in the form of a prompt to verify the preferred ranges **28**, such that an individual **12** may have a preferred range **28** different than that currently included within the portable biometric monitor **10**. Predictive analytics and other statistical methods can be utilized to analyze the user's biometric indicators **16**, including, but not limited to, comparing the user's current data to the user's historical trends and norms, comparing (usually anonymously) the user's data to like individuals, and providing estimates for likelihood of a user having a certain condition or requiring a higher level of monitoring and/or care. Algorithms and the predictive analytics and metrics may be continuously updated utilizing protected user data to refine the accuracy and appropriateness of recommendations.

Typically, various afflictions, such as respiratory illness, show symptoms across multiple systems of the body **14**. Accordingly, an illness such as bronchiolitis will typically include symptoms that affect respiratory function, heart rate, temperature, and/or oxygen saturation. Accordingly, a typical affliction of bronchiolitis can correspond to multiple biometric indicators **16** being either outside of the preferred range **28** or at or near the outer boundaries **72** of the

preferred ranges 28. Therefore, where a single biometric indicia 30 is outside of the corresponding preferred range 28, where the other biometric indicia 30 are well within the other corresponding preferred ranges 28, this may be indicative of a “false positive” resulting from a mechanical issue, rather than being indicative of an illness.

As further exemplified in FIGS. 4-7, where two biometric indicators 16 are outside of their corresponding preferred ranges 28 (illustrated in FIG. 5), or near the outer boundaries 72 thereof, this may be more indicative of a health concern, rather than a mechanical issue. Accordingly, where two biometric indicators 16 are outside of the corresponding preferred ranges 28, the indicia 30 provided to the user or caregiver may prompt the caregiver to provide additional monitoring to the individual 12 and also check to verify the placement of the sensors 20. Where more than two biometric indicators 16 are outside of the preferred ranges 28 or at the outer limits of the preferred ranges 28 (illustrated in FIGS. 6 and 7), this may be indicative of a potential health issue. The indicia 30 given to the user and/or caregiver may recommend that the user contact a healthcare provider. Accordingly, the user and/or caregiver can use the portable biometric monitor 10 as an early warning system as to the onset of a potential illness or respiratory affliction.

The various indicia 30 can be delivered to the user and/or the caregiver either directly via a portable computing device 50 or at the communications hub 24 or at one or more of the sensors 20. Such indicia 30 can be in the form of an illumination color of the sensor 20 and/or the communications hub 24 (e.g., green for no concern, yellow for possible concern, red for a recommended action). The indicia 30 can also be an auditory signal from the sensor 20 and/or the communications hub 24. The indicia 30 can also be delivered wirelessly via Wi-Fi; Bluetooth, or other non-transitory communication. The wireless indicia 30 can be in the form of an e-mail, text, application prompt, phone call, prompt to a wearable computing device or other similar communication to a portable computing device 50 and/or a health care provider. In various aspects of the device, the portable computing device 50 can take the form of any one or more of various communications and computing devices that can include, but are not limited to, smartphones, tablets, cell phones, laptop computers, desktop computers, servers, cloud computing sites, wearable computing/communications devices, portable computing assistants (Siri, Alexa, Echo, Google Home, Bixby, etc.), combinations thereof and other similar computing devices.

According to various aspects of the device, it is contemplated that the communications hub 24 may be in the form of an application, program, routine or other similar computing program that is uploaded onto and operated, at least in part, by the portable computing device 50. In such an embodiment, the communications hub 24 may be included with the portable computing device 50.

Referring again to FIGS. 1-7, it is contemplated that the portable biometric monitor 10 is a device that may be worn by the user intermittently (e.g. during an acute illness or continuously for a period of time to build a set or baseline of personalized biometric indicia 30). It is further contemplated that the portable biometric monitor 10 could be an over the counter (OTC) device that can be purchased, used for a temporary period, and then disposed of or recycled. The portable biometric monitor 10 could also be purchased over the counter and used continuously (i.e. as a wellness monitor of various biometric signals). The portable biometric monitor 10 could also be prescribed by healthcare practitioners in order to enable continuous monitoring for

patients. It is also contemplated that the communications hub 24 may be a single purchase item and the plurality of sensors 20 can be an OTC purchase that is acquired and then recycled and disposed of more frequently. The communications hub 24 and/or smart device could be programmed to process either single or multiple users' data, and configured to grant passcode protected access to one or more individuals 12.

In use of the portable biometric monitor 10, at the onset of symptoms that may be indicative of a potential illness or respiratory infection, the user or caregiver can acquire the communications hub 24 and/or the plurality of sensors 20 to assist in monitoring the various biometric indicators 16 of the individual 12. It is contemplated that the wearable member 18 can be placed upon the skin of an individual 12 and can be secured thereon for multiple days or weeks to provide continuous, or substantially continuous, monitoring to monitor potential development of an infection or other illness. The portable biometric monitor 10 can be used also for monitoring secondary effects of infection such as dehydration, fever and other symptoms that are commonly associated with respiratory infections and other illnesses. It is also contemplated that the plurality of sensors 20 can include a microphone for recording various sounds, including, but not limited to, respiratory sounds and cardiac sounds. Recordings of these sounds can be delivered to a healthcare provider, and/or healthcare entity for assisting the healthcare provider in making a proper analysis and diagnosis. The information gathered by the portable biometric monitor 10 is not typically used to diagnose but can be an information gathering tool for assisting the healthcare provider in making the diagnosis.

In various aspects of the device, the portable biometric monitor 10 may include some functionality to provide and/or assist a healthcare provider in providing analysis of the biometric data. By way of example, and not limitation, the microphone can record a set of baseline recordings of breathing and cardiac sounds under various personal conditions. These baseline sounds may be compared with current sounds to assess whether any atypical or abnormal breathing sounds or cardiac sounds or rhythms are present in the breathing/cardiac patterns of the individual 12. These sounds may be assessed along with information regarding current breathing rate, heart rate and other current data and/or baseline data to assess and/or analyze whether a recommendation is appropriate.

During use of the portable biometric monitor 10, the communications hub 24 and/or the wearable member 18 can include an internal memory 60 that can be used to record the various biometric indicators 16 over time and also provide information concerning the relationship of the corresponding biometric indicators 16 in relation to the corresponding preferred ranges 28 of these indicators 16. This information can then be delivered to a healthcare provider and/or healthcare entity such as by physically delivering the internal memory 60 to the healthcare provider who can then evaluate the information. It is also contemplated that a communications hub 24 and/or the portable computing device 50 can be used to transmit, wirelessly, this biometric data 70 in real time or at periodic intervals to the healthcare provider for assisting in analysis and making a diagnosis.

Using the portable biometric monitor 10 described above, healthcare visits and healthcare costs can be greatly diminished by having a health care provider involved early in the potential illness. In this manner, more serious secondary effects of these illnesses may be avoided or at least mitigated. The use of the portable biometric monitor 10 may also

assist healthcare providers during routine “well visits” by providing data which may identify trends **90** or concerning values which may prompt additional testing and/or diagnostic studies.

One particular illness that affects many children is bronchiolitis. Medical studies have shown that infants experienced, on average, 6-10 viral infections per year. Each of these viral infections can range from 14-28 days in duration. Accordingly, it is not uncommon for infants to have an active viral infection for approximately three to nine months of any given calendar year. Through use of the portable biometric monitor **10**, these viral infections can be identified early, such that treatment can be provided for limiting the duration of these viral infections.

Bronchiolitis is a disorder commonly caused by a viral lower respiratory tract infection and is typically seen in infants less than two years old. Bronchiolitis is typically characterized by inflammation, edema, and necrosis of the epithelial cells lining the small airways within the lungs. It is also characterized by an increase in mucous production. These symptoms can lead to effects seen in respiratory function, heart rate, fever, and other health concerns.

The viruses that lead to bronchiolitis can be any one of various viruses that can include, but are not limited to, respiratory syncytial virus (RSV), rhinovirus, parainfluenza, human meta pneumovirus, influenza virus, adenovirus, coronavirus, and other identified viruses. Studies have shown that approximately 90% of children are affected by RSV by two years of age. Additionally, infection with RSV does not grant permanent or long-term immunity. In fact, studies have shown that re-infections are common throughout an individual’s lifetime. Certain risk factors for more severe bronchiolitis are young age (such as less than 12 weeks), prematurity (such as less than 36 weeks gestation), congenital heart disease, chronic lung disease, cystic fibrosis, immunodeficiency, neuromuscular diseases, and airway malformation.

Additionally, while adults **42** may be able to recognize and describe abnormal physiological conditions (e.g. fast heart rate, increased respiratory rate, etc.), infants and very young children are typically unable to communicate the details of a physiological condition and/or illness. Also, certain individuals **12** (children and adults) may have mental or physical impairments that can also prevent communication of such conditions. Accordingly, the use of the portable biometric monitor **10** can be effective in assisting a parent or caregiver on the health of children or other individuals **12**, by monitoring the biometric indicators **16** of the subject individual **12**.

Once infected, bronchiolitis symptoms can include runny nose, cough, faster respiratory rate, apnea, and other respiratory distress. The presence of a normal respiratory rate suggests low risk of a significant viral or bacterial lower respiratory tract infection or pneumonia, such as a likelihood ratio of less than 0.5%. Conversely, a heightened respiratory rate such as greater than 70 breaths per minute has been associated with increased risk of severe disease, as shown in certain studies. Further, apnea was detected in 5% of children less than two years of age that were hospitalized with bronchiolitis. Also, about one in three children who have a viral infection, such as an upper respiratory tract infection, are seen to develop lower respiratory tract symptoms similar to those described herein. These symptoms in their early stages may be detectable through the use of the portable biometric monitor **10**. Accordingly, a healthcare provider can be introduced and become involved in the treatment of the individual **12** before more serious symptoms may

become pronounced. Additionally, where an individual **12** is shown to be more susceptible to respiratory infections, a regimen of virus prevention can be instituted in the household and can become a typical way of life. Such prevention of viral infections can include disinfecting hands before and after direct contact with patients or after contact with various objects in the vicinity of a patient, the use of alcohol-based rubs for hand decontamination when caring for children with bronchiolitis, and/or the use of soap and water. Also, avoiding smoke exposure can also be consciously limited or avoided.

The effects of bronchiolitis and other respiratory infections also go beyond the symptoms experienced by an individual **12** and their families. Bronchiolitis and similar respiratory infections in young children result in approximately 300,000 emergency room visits per year in the United States. For example, in 2002, 149,000 patients were hospitalized with bronchiolitis with an average hospital length of stay of 3.3 days. The health care cost associated with these hospitalizations resulted in a mean cost of \$3,799 per hospitalization and a total cost of \$543 million. Additionally, bronchiolitis, according to some studies, was shown to be the most common cause of hospitalization among infants during the first 12 months of life. The costs of hospitalizations for bronchiolitis have increased, such that over 100,000 bronchiolitis admissions occur annually in the U.S. at an estimated cost of approximately \$1.73 billion. These instances of hospitalization also have patterns, such that the highest incidents of bronchiolitis occur in the cold winter months of November through April. Certain predictors can also identify a likelihood of hospitalization. As an example, premature (low gestational age) infants typically have an increased rate of hospitalization compared to the hospitalization rate than that of full term infants.

These health and economic factors can be lessened through the use of the portable biometric monitor **10** such that early identification of an illness can result in a healthcare provider being involved in the care of the individual **12** at an early stage. Treatment can also be initiated early, such that the number of hospital stays can be decreased and the length of hospital stays can also potentially be decreased. The spread of these contagious viruses may also be diminished through the use of early monitoring that may result in the modification and behavior around more individuals **12** that may be more sensitive to viral infection.

Referring now to FIGS. **9-10**, it is contemplated that the use of the portable biometric monitor **10** can be conducted in conjunction with a social network **86** and other similar social cloud-based networks. Information from the communications hub **24** can be uploaded via a portable computing device **50** to a computing network that can gather various health information among multiple individuals **12**. Where health disclosure laws are concerned, this information can be limited solely to the onset of an infection, such that personal identifying information can be withheld from such an upload of data. However, where voluntarily provided, a user or caregiver may wish to communicate significant information concerning the biometric data of an infection, or the onset of an infection and duration of symptoms within a particular geographic area.

A hub network **80** of portable biometric monitors **10**, including a plurality of communications hubs **24** and/or a plurality of portable computing devices **50**, can be used throughout a certain geographic area to monitor the presence of infections as a type of social network **86**. Accordingly, data concerning viral infections can be uploaded to a social network **86** and this information can be used to provide an

information or data map **90** showing trends **90** in bronchiolitis, for example, or other abnormal biometric data or illnesses at any given time. By way of example, and not limitation, data collected by a network **80** of portable biometric monitors **10**, in the form of a plurality of uploaded status indicia **30**, can be used to indicate that an outbreak **84** of bronchiolitis, for example, or other illness have been seen in a specific part of the country. An individual **12** wishing to travel to that portion of the country may decide to delay that trip to avoid obtaining such an infection. Travel plans can also be arranged such that travel to an unaffected area **92** when the infection rate is low can be accommodated. These trends **90** over time can also be used by hospitals and government agencies to promote habits that can limit the spread of various infections and also potentially shorten hospital stays among the population.

It is contemplated that the geographic area that can be monitored through the social network **86** in conjunction with the network **80** of portable biometric devices can vary in size. The social network **86** can be in the form of a global network, a national network, statewide network or very localized network. The social network **86** can also be configured to be scalable to adjust the size of the network **80** of portable biometric monitors **10** as needed to reflect the desired set of information. Various studies have shown that the outbreak **84** of infections within a certain geographic area can be small in nature such that a small number of counties in a particular state may be affected at a given time, while other portions of the state may be unaffected area **92** at the same time. The trends **90** in the outbreak **84** of infections can also vary over time. Accordingly, certain geographic areas may see the outbreak **84** of infection at a different time than another geographic area. Using the social network **86** in conjunction with the network **80** of portable biometric monitors **10**, these trends **90** of outbreaks **84** and unaffected areas **92** over time can be recorded and evaluated over time and patterns can be generated to assist healthcare providers in planning for these regular onsets of infection. In this manner, hospitals can use a more proactive approach in assisting the public in recognizing and treating these infections to limit their effects on individuals **12** and families and also the financial effects on the healthcare system at large.

Referring now to FIGS. 1-10, having described various aspects of the device, a method **400** is disclosed for monitoring the biometric function of an individual **12**. The method **400** can include steps of placing a wearable member **18** onto a portion of an individual's body **14** (step **402**). As discussed previously, a plurality of sensors **20** within the wearable member **18** are positioned to monitor corresponding biometric indicators **16**, such as respiratory indicators **16**.

Once the wearable member **18** is placed onto a portion of the individual's body **14**, the plurality of sensors **20** can be placed in wireless communication at least with a communications hub **24** (step **404**). Wireless communication can also be established between the sensors **20** and one or more portable computing devices **50**. The communications hub **24** and/or the wearable member **18** include a set of respiratory parameters **26** or biometric parameters **26**, wherein each respiratory parameter **26** of the set of respiratory parameters **26** includes a preferred range **28**. This information may also be stored within the portable computing device **50**. As discussed previously, this preferred range **28** can be based upon a set of generally accepted ranges indicative of a "healthy" individual **12**. These parameters **26** can also be contoured and customized based upon information gathered about the individual **12** being monitored. The corresponding

biometric indicators **16** can then be monitored by the plurality of sensors **20** (step **406**). These biometric indicators **16** can then be compared with the corresponding preferred ranges **28** of the corresponding biometric indicators **16** (step **408**). As discussed previously, depending upon the number of biometric indicators **16** that are within and outside the respective preferred ranges **28**, and the position of the indicators **16** within each of the respective preferred ranges **28**, various indicia **30** can be provided to the user and/or caregiver. A status indicia **30** can then be provided to the individual **12** and/or caregiver (step **410**). The status indicia **30** can be provided periodically regardless of the position of the biometric indicator **16** within the corresponding preferred range **28**. In this manner, where the biometric indicators **16** are all well within the preferred ranges **28**, the indicia **30** can be in the form of a healthy symbol, various emojis, or other similar indicia **30** indicative of a biometric indicia **30** being within the preferred parameters **26**. This instance can also be communicated through the absence of an indicia **30**.

Typically, some indicia **30** will be provided such that the user or caregiver understands that the portable biometric monitor **10** is operational and is monitoring the biometric indicators **16** and respiratory indicators **16** of the individual **12**. Conversely, as discussed above, various indicators **16** can be provided when one or more of the respiratory indicators **16** or biometric indicators **16** falls outside of the preferred ranges **28** or moves toward the outer boundaries **72** of the preferred ranges **28** for the corresponding preferred range **28**. Again, these indicia **30** can be in the form of a prompt to verify the placement of the sensors **20**, to increase monitoring of the individual **12** to contact a healthcare provider so that a proper diagnosis can be made.

According to the method **400**, the status indicia **30** can then be uploaded to a network **80** (step **412**). In such an embodiment, the status indicia **30** is selectively shareable with a network **80** of communication hubs **24** as well as portable computing devices **50** and, in turn, the social network **86**. This status indicia **30** and recorded data can also be uploaded to be accessed by a healthcare provider. In this manner, the healthcare provider can analyze the recorded data and can provide additional information concerning actions that should be taken by the individual **12** and/or the healthcare provider.

By way of example, and not limitation, where data is provided to a healthcare provider, a healthcare provider can observe the data over time and may be able to provide periodic checkups to the individual **12** such that the healthcare provider can recommend a specific action and/or testing, or that the individual **12** be brought into a hospital or other healthcare facility. In this manner, the healthcare provider may be able to provide virtual "house calls" without leaving the hospital or their office. These virtual "house calls" may have significant advantages over conventional telehealth modalities. The virtual "house calls" that can be performed using the portable biometric monitor **10** can provide a health care provider with various and current biometric data that can be immediately available for analysis. This real time or substantially real time provision of biometric data **70** can enable clinicians to more accurately identify current abnormal biometric values which, in turn, can aid in diagnosis and prompt recognition of disease severity and trajectory.

According to the method **400**, these uploaded status indicia **30** can be compared with other status indicia **30** throughout the network **80** of communications hubs **24** and various information plots and information maps **82** can be

generated (step 414). These information maps 82, as discussed above, can be used by individuals 12 for planning travel, by hospitals for planning corrective steps to deal with various infections that may have cyclical or geographic patterns, and also assisting various entities in communicating to a particular community that an infection trend 90 is occurring or is imminent.

According to the various embodiments, the portable biometric monitor 10 can be an OTC device that can be used by an individual 12 to monitor the biometric indicators 16 of an individual 12 that may show signs of a respiratory illness or other infection or illness. The device may also be used by hospitals to provide care for individuals 12 such that individuals' biometric indicators 16 can be communicated to a central station for monitoring by one or more health care providers. In the case of the portable biometric monitor 10 being used with a hospital, the portable biometric monitor 10 may be used to provide data to a healthcare provider for making the diagnosis and/or identifying the disease severity and trajectory with respect to an in-patient community of individuals 12. The wireless communication functions of the portable biometric monitor 10 can also be used to provide accurate and real time outpatient monitoring by a healthcare provider of one or more individuals 12.

The use of the portable biometric monitor 10 can be implemented to allow for monitoring of multiple individuals 12 to limit healthcare costs associated with frequent visits by individuals 12 that may not require in-person treatment. Conversely, an individual 12 who is showing signs of an illness that may use the portable biometric monitor 10 to receive a recommendation to go see a healthcare provider to receive early recognition and treatment to prevent a hospital stay or limit the time period of a hospital stay. The use of a portable biometric monitor 10 can decrease healthcare costs and provide an effective tool for early treatment of various infections and/or illnesses that may be preventable and also may be lessened in severity due to early identification of treatment.

It is to be understood that variations and modifications can be made on the aforementioned structure without departing from the concepts of the present invention, and further it is to be understood that such concepts are intended to be covered by the following claims unless these claims by their language expressly state otherwise.

What is claimed is:

1. A portable biometric monitor comprising:

a wearable member having a plurality of sensors incorporated therein, each sensor of the plurality of sensors adapted to monitor a corresponding biometric indicator; and

a communications hub in selective wireless communication with the plurality of sensors;

wherein one of the wearable member and the communications hub includes a set of biometric parameters, wherein each biometric parameter of the set of biometric parameters includes a corresponding preferred range, wherein the plurality of sensors and the communications hub cooperatively determine at least a rate of change of the corresponding biometric indicator;

when at least one of the sensors indicates that the corresponding biometric indicator is outside of the corresponding preferred range, the communications hub provides a status indicia corresponding to a proposed recommendation; and

the communications hub provides an advance status indicia when the corresponding biometric indicator is within the corresponding preferred range and the rate of

change of the corresponding biometric indicator is indicative of a health and wellness concern.

2. The portable biometric monitor of claim 1, wherein the communications hub is a portable computing device.

3. The portable biometric monitor of claim 1, wherein the communications hub delivers the proposed recommendation to a portable computing device.

4. The portable biometric monitor of claim 1, wherein the corresponding biometric indicator includes at least two of heart rate, temperature, respiratory rate, oxygen saturation, global positioning system data and inspiration and expiration ratio.

5. The portable biometric monitor of claim 1, further comprising:

a processor that monitors the biometric parameters in relation to the corresponding preferred ranges.

6. The portable biometric monitor of claim 5, wherein the proposed recommendation is provided based upon the processor evaluating the biometric parameters in relation to the corresponding preferred ranges.

7. The portable biometric monitor of claim 1, wherein the proposed recommendation is configured to be provided to at least one specifically identified individual.

8. The portable biometric monitor of claim 1, wherein the corresponding preferred ranges of the biometric parameters are defined during an evaluation period where the wearable member is attached to a monitored individual, wherein the evaluation period results in the corresponding preferred ranges being defined as customized preferred ranges that are unique to the monitored individual.

9. A method of monitoring a biometric function of an individual, the method comprising steps of:

placing a wearable member onto a portion of an individual's body, wherein a plurality of sensors within the wearable member are positioned to monitor corresponding biometric indicators;

customizing the wearable member during an evaluation phase that results in a plurality of customized biometric parameters of the individual;

monitoring the corresponding biometric indicators;

comparing each corresponding biometric indicator with a corresponding customized biometric parameter of the plurality of customized biometric parameters, wherein each corresponding customized biometric parameter includes a corresponding customized preferred range; and

providing a status indicia when at least one of the corresponding biometric indicators falls outside the corresponding customized preferred range of the corresponding biometric indicators.

10. The method of claim 9, wherein the corresponding customized biometric parameters and the corresponding customized preferred ranges are stored within the wearable member.

11. The method of claim 9, further comprising a step of: placing the plurality of sensors in wireless communication with a communications hub, wherein the communications hub includes a set of biometric parameters that includes each corresponding biometric parameter.

12. The method of claim 11, wherein the status indicia is provided to the communications hub.

13. The method of claim 12, wherein the communications hub provides the status indicia to a portable computing device.

14. The method of claim 12, wherein the communications hub is a portable computing device.

15

15. The method of claim 9, wherein the corresponding biometric indicators include at least two of heart rate, temperature, respiratory rate, oxygen saturation, global positioning data and inspiration and expiration ratio.

16. A method of monitoring a biometric function of an individual, the method comprising steps of:

5 placing a wearable member onto a portion of an individual's body, wherein a plurality of sensors within the wearable member are positioned to monitor corresponding biometric indicators;

10 placing the plurality of sensors in wireless communication with a communications hub, wherein the communications hub includes a set of biometric parameters, wherein each biometric parameter of the set of biometric parameters includes a preferred range;

15 monitoring the corresponding biometric indicators using the plurality of sensors;

modifying the set of biometric parameters having the preferred range to be a set of customized biometric parameters that includes corresponding customized preferred ranges of the corresponding biometric indicators, wherein the set of customized biometric parameters and the corresponding customized preferred ranges uniquely correspond to the individual's body;

20 comparing each corresponding biometric indicator with the corresponding customized preferred range of the corresponding biometric indicators;

16

providing a status indicia when at least one of the corresponding biometric indicators falls outside the customized preferred range of the of the corresponding biometric indicators;

uploading the status indicia to a hub network, wherein the hub network includes a plurality of communications hubs; and

comparing a plurality of uploaded status indicia from the hub network.

17. The method of claim 16, further comprising a step of: generating and displaying an information map based upon the plurality of uploaded status indicia, wherein the information map is displayed on a portable computing device.

18. The method of claim 17, wherein the information map includes a geographic data map of the plurality of uploaded status indicia.

19. The method of claim 16, wherein the communications hub is a portable computing device.

20. The method of claim 16, wherein the corresponding biometric indicators include at least two of heart rate, temperature, respiratory rate, oxygen saturation, global positioning data and inspiration and expiration ratio.

* * * * *

专利名称(译)	便携式生物特征监测装置及其使用方法		
公开(公告)号	US10492696	公开(公告)日	2019-12-03
申请号	US16/003377	申请日	2018-06-08
[标]发明人	OLIVERO ANTHONY		
发明人	OLIVERO, ANTHONY		
IPC分类号	A61B5/0205 A61B5/11 A61B5/145 A61B5/01 A61B5/024 A61B5/00 A61B5/08		
CPC分类号	A61B5/6831 A61B5/0022 A61B5/02055 A61B5/02438 A61B5/0816 A61B5/1112 A61B5/01 A61B5/14542 A61B2562/066 G16H40/67		
优先权	62/517250 2017-06-09 US		
其他公开文献	US20180353085A1		
外部链接	Espacenet		

摘要(译)

便携式生物统计监视器包括其中结合有多个传感器的可穿戴部件。多个传感器中的每个传感器适于监视相应的生物计量指示器。通信集线器与多个传感器选择性地无线通信。可穿戴构件和通信集线器之一包括一组生物特征参数，其中该组生物特征参数中的每个生物特征参数包括相应的优选范围。当传感器中的至少一个指示相应的生物特征指示符在相应的优选范围之外时，通信集线器提供与所建议的推荐相对应的状态标记。

