



US010354504B2

(12) **United States Patent**
Kiani et al.

(10) **Patent No.:** **US 10,354,504 B2**
(45) **Date of Patent:** **Jul. 16, 2019**

(54) **MODULAR PATIENT MONITOR**

(71) Applicant: **MASIMO CORPORATION**, Irvine, CA (US)

(72) Inventors: **Massi Joe E. Kiani**, Laguna Niguel, CA (US); **Ammar Al-Ali**, San Juan Capistrano, CA (US); **Michael O'Reilly**, San Jose, CA (US); **Paul Ronald Jansen**, San Clemente, CA (US); **Nicholas Evan Barker**, Laguna Beach, CA (US); **Anand Sampath**, Irvine, CA (US)

(73) Assignee: **MASIMO CORPORATION**, Irvine, CA (US)

(*) Notice: Subject to any disclaimer, the term of this patent is extended or adjusted under 35 U.S.C. 154(b) by 0 days.

(21) Appl. No.: **15/814,227**

(22) Filed: **Nov. 15, 2017**

(65) **Prior Publication Data**

US 2018/0130325 A1 May 10, 2018

Related U.S. Application Data

(63) Continuation of application No. 14/733,781, filed on Jun. 8, 2015, now Pat. No. 9,847,002, which is a (Continued)

(51) **Int. Cl.**
A61B 5/00 (2006.01)
A61B 5/08 (2006.01)
(Continued)

(52) **U.S. Cl.**
CPC **G08B 13/22** (2013.01); **A61B 5/02055** (2013.01); **A61B 5/02438** (2013.01);
(Continued)

(58) **Field of Classification Search**

CPC G08B 23/00; G08B 25/14; G08B 17/00; G08B 17/10; A61B 6/56
See application file for complete search history.

(56) **References Cited**

U.S. PATENT DOCUMENTS

3,646,606 A 2/1972 Buxton et al.
3,690,313 A 9/1972 Weppner et al.
(Continued)

FOREIGN PATENT DOCUMENTS

EP 0 735 499 10/1996
EP 2 335 569 6/2011
(Continued)

OTHER PUBLICATIONS

US 8,845,543 B2, 09/2014, Diab et al. (withdrawn)
(Continued)

Primary Examiner — Joseph H Feild
Assistant Examiner — Rufus C Point

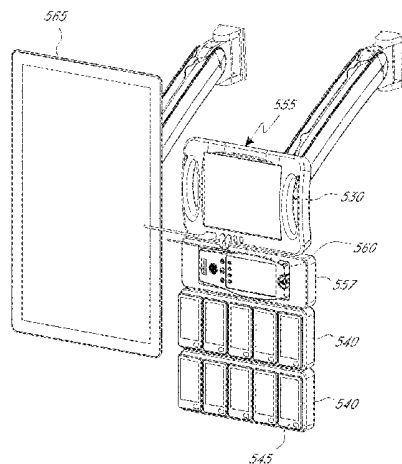
(74) *Attorney, Agent, or Firm* — Knobbe Martens Olson & Bear

(57) **ABSTRACT**

A modular patient monitor provides a multipurpose, scalable solution for various patient monitoring applications. In an embodiment, a modular patient monitor utilizes multiple wavelength optical sensor and/or acoustic sensor technologies to provide blood constituent monitoring and acoustic respiration monitoring (ARM) at its core, including pulse oximetry parameters and additional blood parameter measurements such as carboxyhemoglobin (HbCO) and methemoglobin (HbMet). Expansion modules provide blood pressure BP, blood glucose, ECG, CO2, depth of sedation and cerebral oximetry to name a few.

Aspects of the present disclosure also include a transport dock for providing enhanced portability and functionally to handheld monitors. In an embodiment, the transport dock

(Continued)



provides one or more docking interfaces for placing monitoring components in communication with other monitoring components. In an embodiment, the transport dock attaches to the modular patient monitor.

12 Claims, 44 Drawing Sheets

Related U.S. Application Data

continuation of application No. 13/039,218, filed on Mar. 2, 2011, now Pat. No. 9,153,112, which is a continuation of application No. 12/973,392, filed on Dec. 20, 2010, now abandoned.

(60) Provisional application No. 61/407,033, filed on Oct. 27, 2010, provisional application No. 61/407,011, filed on Oct. 26, 2010, provisional application No. 61/405,125, filed on Oct. 20, 2010, provisional application No. 61/290,436, filed on Dec. 28, 2009, provisional application No. 61/288,843, filed on Dec. 21, 2009.

(51) **Int. Cl.**

- G06F 1/16* (2006.01)
- A61B 5/024* (2006.01)
- G08B 13/22* (2006.01)
- A61B 5/0205* (2006.01)
- A61B 5/1455* (2006.01)

(52) **U.S. Cl.**

- CPC *A61B 5/08* (2013.01); *A61B 5/1455* (2013.01); *A61B 5/6898* (2013.01); *A61B 5/7425* (2013.01); *A61B 5/7445* (2013.01); *A61B 2560/0443* (2013.01); *A61B 2560/0456* (2013.01); *G06F 1/165* (2013.01); *G06F 1/1632* (2013.01); *G06F 1/1649* (2013.01); *G06F 1/1654* (2013.01)

(56) **References Cited**

U.S. PATENT DOCUMENTS

3,810,102 A	5/1974	Parks, III et al.
3,815,583 A	6/1974	Scheidt
3,972,320 A	8/1976	Kalman
3,978,849 A	9/1976	Geneen
4,108,166 A	8/1978	Schmid
4,231,354 A	11/1980	Kurtz et al.
4,589,415 A	5/1986	Haaga
4,662,378 A	5/1987	Thomis
4,838,275 A	6/1989	Lee
4,852,570 A	8/1989	Levine
4,960,128 A	10/1990	Gordon et al.
4,964,408 A	10/1990	Hink et al.
5,041,187 A	8/1991	Hink et al.
5,069,213 A	12/1991	Polczynski
5,092,340 A	3/1992	Yamaguchi et al.
5,140,519 A	8/1992	Friesdorf et al.
5,159,932 A	11/1992	Zanetti et al.
5,161,539 A	11/1992	Evans et al.
5,163,438 A	11/1992	Gordon et al.
5,262,944 A	11/1993	Weisner et al.
5,277,189 A	1/1994	Jacobs
5,278,627 A	1/1994	Aoyagi et al.
5,282,474 A	2/1994	Valdes Sosa et al.
5,296,688 A	3/1994	Hamilton et al.
5,309,918 A	5/1994	Schraag
5,318,037 A	6/1994	Evans et al.
5,319,355 A	6/1994	Russek
5,331,549 A	7/1994	Crawford, Jr.
5,333,106 A	7/1994	Lanpher et al.

5,337,744 A	8/1994	Branigan
5,341,805 A	8/1994	Stavridi et al.
5,348,008 A	9/1994	Bornn et al.
5,358,519 A	10/1994	Grandjean
D353,195 S	12/1994	Savage et al.
D353,196 S	12/1994	Savage et al.
5,375,599 A	12/1994	Shimizu
5,375,604 A	12/1994	Kelly et al.
5,377,676 A	1/1995	Vari et al.
5,400,794 A	3/1995	Gorman
D357,982 S	5/1995	Dahl et al.
5,416,695 A	5/1995	Stutman et al.
D359,546 S	6/1995	Savage et al.
5,431,170 A	7/1995	Mathews
5,434,611 A	7/1995	Tamura
D361,840 S	8/1995	Savage et al.
D362,063 S	9/1995	Savage et al.
5,452,717 A	9/1995	Branigan et al.
D363,120 S	10/1995	Savage et al.
5,456,252 A	10/1995	Vari et al.
5,479,934 A	1/1996	Imran
5,482,036 A	1/1996	Diab et al.
5,483,968 A	1/1996	Adam et al.
5,490,505 A	2/1996	Diab et al.
5,494,041 A	2/1996	Wilk
5,494,043 A	2/1996	O'Sullivan et al.
5,503,149 A	4/1996	Beavin
5,505,202 A	4/1996	Mogi et al.
5,533,511 A	7/1996	Kaspari et al.
5,534,851 A	7/1996	Russek
5,537,289 A	7/1996	Dahl
5,544,649 A	8/1996	David et al.
5,553,609 A	9/1996	Chen et al.
5,558,638 A	9/1996	Evers et al.
5,561,275 A	10/1996	Savage et al.
5,562,002 A	10/1996	Lalin
5,566,676 A	10/1996	Rosenfeldt et al.
5,576,952 A	11/1996	Stutman et al.
5,579,001 A *	11/1996	Dempsey A61B 5/002 128/903
5,590,649 A	1/1997	Caro et al.
5,602,924 A	2/1997	Durand et al.
5,619,991 A	4/1997	Sloane
5,632,272 A	5/1997	Diab et al.
5,638,816 A	6/1997	Kiani-Azarbayjany et al.
5,638,818 A	6/1997	Diab et al.
5,640,953 A	6/1997	Bishop et al.
5,640,967 A	6/1997	Fine et al.
5,645,440 A	7/1997	Tobler et al.
5,685,299 A	11/1997	Diab et al.
5,685,314 A *	11/1997	Geheb G16H 40/63 600/513
5,687,717 A	11/1997	Halpern et al.
5,694,020 A	12/1997	Lang et al.
5,724,580 A	3/1998	Levin et al.
5,724,983 A	3/1998	Selker et al.
5,725,308 A	3/1998	Smith et al.
5,734,739 A	3/1998	Sheehan et al.
D393,830 S	4/1998	Tobler et al.
5,743,262 A	4/1998	Lepper, Jr. et al.
5,758,079 A	5/1998	Ludwig et al.
5,758,644 A	6/1998	Diab et al.
5,760,910 A	6/1998	Lepper, Jr. et al.
5,769,785 A	6/1998	Diab et al.
5,772,585 A	6/1998	Lavin et al.
5,782,757 A	7/1998	Diab et al.
5,782,805 A	7/1998	Meinzer
5,785,659 A	7/1998	Caro et al.
5,791,347 A	8/1998	Flaherty et al.
5,801,637 A	9/1998	Lomholt
5,810,734 A	9/1998	Caro et al.
5,813,403 A	9/1998	Soller et al.
5,822,544 A	10/1998	Chaco et al.
5,822,546 A *	10/1998	George G06F 1/1632 710/303
5,823,950 A	10/1998	Diab et al.
5,829,723 A	11/1998	Brunner
5,830,131 A	11/1998	Caro et al.
5,833,618 A	11/1998	Caro et al.

(56)

References Cited

U.S. PATENT DOCUMENTS

5,855,550 A	1/1999	Lai et al.	6,269,262 B1	7/2001	Kandori et al.
5,860,919 A	1/1999	Kiani-Azarbayjany et al.	6,278,522 B1	8/2001	Lepper, Jr. et al.
5,876,351 A	3/1999	Rohde	6,280,213 B1	8/2001	Tobler et al.
5,885,214 A	3/1999	Monroe et al.	6,285,896 B1	9/2001	Tobler et al.
5,890,929 A	4/1999	Mills et al.	6,301,493 B1	10/2001	Marro et al.
5,904,654 A	5/1999	Wohltmann et al.	6,304,767 B1	10/2001	Soller et al.
5,910,139 A *	6/1999	Cochran A61B 17/00 606/1	6,308,089 B1	10/2001	von der Ruhr et al.
5,919,134 A	7/1999	Diab	6,312,378 B1	11/2001	Bardy
5,921,920 A	7/1999	Marshall et al.	6,317,627 B1	11/2001	Ennen et al.
5,924,074 A	7/1999	Evans	6,321,100 B1	11/2001	Parker
5,931,160 A	8/1999	Gilmore et al.	6,322,502 B1	11/2001	Schoenberg et al.
5,931,791 A	8/1999	Saltzstein et al.	6,325,761 B1	12/2001	Jay
5,934,925 A	8/1999	Tobler et al.	6,329,139 B1	12/2001	Nova et al.
5,940,182 A	8/1999	Lepper, Jr. et al.	6,334,065 B1	12/2001	Al-Ali et al.
5,942,986 A	8/1999	Shabot et al.	6,338,039 B1	1/2002	Lonski et al.
5,987,343 A	11/1999	Kinast	6,343,224 B1	1/2002	Parker
5,987,519 A	11/1999	Peifer et al.	6,349,228 B1	2/2002	Kiani et al.
5,995,855 A	11/1999	Kiani et al.	6,352,504 B1	3/2002	Ise
5,997,343 A	12/1999	Mills et al.	6,354,235 B1	3/2002	Davies
6,002,952 A	12/1999	Diab et al.	6,360,114 B1	3/2002	Diab et al.
6,006,119 A	12/1999	Soller et al.	6,364,834 B1	4/2002	Reuss et al.
6,011,986 A	1/2000	Diab et al.	6,364,839 B1	4/2002	Little et al.
6,014,346 A	1/2000	Malone	6,368,283 B1	4/2002	Xu et al.
6,018,673 A	1/2000	Chin et al.	6,371,921 B1	4/2002	Caro et al.
6,024,699 A	2/2000	Surwit et al.	6,377,829 B1	4/2002	Al-Ali
6,027,452 A	2/2000	Flaherty et al.	6,385,476 B1	5/2002	Osadchy et al.
6,032,678 A	3/2000	Rottem	6,385,589 B1	5/2002	Trusheim et al.
6,035,230 A	3/2000	Kang et al.	6,388,240 B2	5/2002	Schulz et al.
6,036,642 A	3/2000	Diab et al.	6,397,091 B2	5/2002	Diab et al.
6,036,718 A	3/2000	Ledford et al.	6,407,335 B1	6/2002	Franklin-Lees
6,045,509 A	4/2000	Caro et al.	6,430,437 B1	8/2002	Marro
6,045,527 A	4/2000	Appelbaum et al.	6,430,525 B1	8/2002	Weber et al.
6,057,758 A	5/2000	Dempsey et al.	6,463,311 B1	10/2002	Diab
6,067,462 A	5/2000	Diab et al.	6,470,199 B1	10/2002	Kopotic et al.
6,081,735 A	6/2000	Diab et al.	6,470,893 B1	10/2002	Boesen
6,088,607 A	7/2000	Diab et al.	6,501,975 B2	12/2002	Diab et al.
6,093,146 A	7/2000	Filangeri	6,505,059 B1	1/2003	Kollias et al.
6,101,478 A	8/2000	Brown	6,515,273 B2	2/2003	Al-Ali
6,106,463 A	8/2000	Wilk	6,516,289 B2	2/2003	David et al.
6,110,522 A	8/2000	Lepper, Jr. et al.	6,519,487 B1	2/2003	Parker
6,124,597 A	9/2000	Shehada	6,524,240 B1	2/2003	Thede
6,128,521 A	10/2000	Marro et al.	6,525,386 B1	2/2003	Mills et al.
6,129,675 A	10/2000	Jay	6,526,300 B1	2/2003	Kiani et al.
6,132,218 A	10/2000	Benja-Athon	6,541,756 B2	4/2003	Schulz et al.
6,139,494 A	10/2000	Cairnes	6,542,764 B1	4/2003	Al-Ali et al.
6,144,868 A	11/2000	Parker	6,544,173 B2	4/2003	West et al.
6,151,516 A	11/2000	Kiani-Azarbayjany et al.	6,544,174 B2	4/2003	West et al.
6,152,754 A	11/2000	Gerhardt et al.	6,551,243 B2	4/2003	Bocionek et al.
6,157,850 A	12/2000	Diab et al.	6,570,592 B1	5/2003	Sajdak et al.
6,165,005 A	12/2000	Mills et al.	6,578,428 B1	6/2003	Dromms et al.
6,167,258 A	12/2000	Schmidt et al.	6,580,086 B1	6/2003	Schulz et al.
D437,058 S	1/2001	Gozani	6,584,336 B1 *	6/2003	Ali A61B 5/14551 600/323
6,168,563 B1	1/2001	Brown	6,595,316 B2	7/2003	Cybulski et al.
6,171,237 B1	1/2001	Avitall et al.	6,597,932 B2	7/2003	Tian et al.
6,175,752 B1	1/2001	Say et al.	6,597,933 B2	7/2003	Kiani et al.
6,183,417 B1	2/2001	Gehab et al.	6,606,511 B1	8/2003	Ali et al.
6,184,521 B1	2/2001	Coffin, IV et al.	6,616,606 B1	9/2003	Peterson et al.
6,185,448 B1	2/2001	Borovsky	6,632,181 B2	10/2003	Flaherty et al.
6,195,576 B1	2/2001	John	6,639,668 B1	10/2003	Trepagnier
6,206,830 B1	3/2001	Diab et al.	6,640,116 B2	10/2003	Diab
6,221,012 B1 *	4/2001	Maschke G06Q 50/24 600/301	6,641,533 B2	11/2003	Causey et al.
6,224,553 B1	5/2001	Nevo	6,643,530 B2	11/2003	Diab et al.
6,229,856 B1	5/2001	Diab et al.	6,646,556 B1	11/2003	Smith et al.
6,230,142 B1	5/2001	Benigno et al.	6,650,917 B2	11/2003	Diab et al.
6,232,609 B1	5/2001	Snyder et al.	6,650,939 B2	11/2003	Takpke, II et al.
6,236,872 B1	5/2001	Diab et al.	6,654,624 B2	11/2003	Diab et al.
6,241,683 B1	6/2001	Macklem et al.	D483,872 S	12/2003	Cruz et al.
6,241,684 B1	6/2001	Amano et al.	6,658,276 B2	12/2003	Kianl et al.
6,251,113 B1	6/2001	Appelbaum	6,661,161 B1	12/2003	Lanzo et al.
6,253,097 B1	6/2001	Aronow et al.	6,663,570 B2	12/2003	Mott et al.
6,256,523 B1	7/2001	Diab et al.	6,671,531 B2	12/2003	Al-Ali et al.
6,263,222 B1	7/2001	Diab et al.	6,678,543 B2	1/2004	Diab et al.
6,267,723 B1	7/2001	Matsumura et al.	6,684,090 B2	1/2004	Ali et al.
			6,684,091 B2	1/2004	Parker
			6,694,180 B1	2/2004	Boesen
			6,697,656 B1	2/2004	Al-Ali
			6,697,657 B1	2/2004	Shehada et al.
			6,697,658 B2	2/2004	Al-Ali

(56)

References Cited

U.S. PATENT DOCUMENTS

RE38,476 E	3/2004	Diab et al.	7,044,918 B2	5/2006	Diab
6,699,194 B1	3/2004	Diab et al.	7,044,930 B2	5/2006	Stromberg
6,714,804 B2	3/2004	Al-Ali et al.	7,048,687 B1	5/2006	Reuss et al.
RE38,492 E	4/2004	Diab et al.	7,059,769 B1	6/2006	Potega
6,719,694 B2	4/2004	Weng et al.	7,063,666 B2	6/2006	Weng et al.
6,721,582 B2	4/2004	Trepagnier et al.	7,067,893 B2	6/2006	Mills et al.
6,721,585 B1	4/2004	Parker	7,079,035 B2	7/2006	Bock et al.
6,725,075 B2	4/2004	Al-Ali	7,096,052 B2	8/2006	Mason et al.
6,725,086 B2	4/2004	Marinello	7,096,054 B2	8/2006	Abdul-Hafiz et al.
6,728,560 B2	4/2004	Kollias et al.	7,132,641 B2	11/2006	Schulz et al.
6,735,459 B2	5/2004	Parker	7,142,901 B2	11/2006	Kiani et al.
6,745,060 B2	6/2004	Diab et al.	7,149,561 B2	12/2006	Diab
6,746,406 B2	6/2004	Lia et al.	7,186,966 B2	3/2007	Al-Ali
6,750,463 B1	6/2004	Riley	7,188,621 B2	3/2007	DeVries et al.
6,751,492 B2	6/2004	Ben-haim	7,190,261 B2	3/2007	Al-Ali
6,760,607 B2	7/2004	Al-Ali	7,208,119 B1	4/2007	Kurtcock et al.
6,766,188 B2	7/2004	Soller	7,215,984 B2	5/2007	Diab
6,770,028 B1	8/2004	Ali et al.	7,215,986 B2	5/2007	Diab
6,771,994 B2	8/2004	Kiani et al.	7,221,971 B2	5/2007	Diab
6,773,396 B2	8/2004	Flach et al.	7,225,006 B2	5/2007	Al-Ali et al.
6,783,492 B2	8/2004	Dominguez	7,225,007 B2	5/2007	Al-Ali
6,790,178 B1	9/2004	Mault et al.	RE39,672 E	6/2007	Shehada et al.
6,792,300 B1	9/2004	Diab et al.	7,229,415 B2	6/2007	Schwartz
6,795,724 B2	9/2004	Hogan	7,239,905 B2	7/2007	Kiani-Azarbayjany et al.
6,796,186 B2	9/2004	Lia et al.	7,241,287 B2	7/2007	Shehada et al.
6,804,656 B1	10/2004	Rosenfeld	7,244,251 B2	7/2007	Shehada et al.
6,807,050 B1	10/2004	Whitehorn et al.	7,245,373 B2	7/2007	Soller et al.
6,813,511 B2	11/2004	Diab et al.	7,245,953 B1	7/2007	Parker
6,816,741 B2	11/2004	Diab	7,252,659 B2	8/2007	Shehada et al.
6,817,979 B2	11/2004	Nihtila et al.	7,254,429 B2	8/2007	Schurman et al.
6,822,564 B2	11/2004	Al-Ali	7,254,431 B2	8/2007	Al-Ali
6,826,419 B2	11/2004	Diab et al.	7,254,433 B2	8/2007	Diab et al.
6,830,711 B2	12/2004	Mills et al.	7,254,434 B2	8/2007	Schulz et al.
6,837,848 B2	1/2005	Bonner et al.	7,256,708 B2	8/2007	Rosenfeld
6,841,535 B2	1/2005	Divita et al.	7,261,697 B2	8/2007	Berstein
6,850,787 B2	2/2005	Weber et al.	7,264,616 B2	9/2007	Shehada et al.
6,850,788 B2	2/2005	Al-Ali	7,267,671 B2	9/2007	Shehada et al.
6,852,083 B2	2/2005	Caro et al.	7,272,425 B2	9/2007	Al-Ali
6,855,112 B2	2/2005	Kao et al.	7,274,955 B2	9/2007	Kiani et al.
6,860,266 B2	3/2005	Blike	D554,263 S	10/2007	Al-Ali
6,861,639 B2	3/2005	Al-Ali	7,280,858 B2	10/2007	Al-Ali et al.
6,897,788 B2	5/2005	Khair et al.	7,285,090 B2	10/2007	Stivoric
6,898,452 B2	5/2005	Al-Ali et al.	7,289,835 B2	10/2007	Mansfield et al.
6,907,237 B1	6/2005	Dorenbosch et al.	7,292,883 B2	11/2007	De Felice et al.
6,915,149 B2	7/2005	Ben-haim	7,295,866 B2	11/2007	Al-Ali
6,920,345 B2	7/2005	Al-Ali et al.	7,307,543 B2	12/2007	Rosenfeld
6,931,268 B1	8/2005	Kiani-Azarbayjany et al.	7,313,423 B2	12/2007	Griffin et al.
6,934,570 B2	8/2005	Kiani et al.	7,314,446 B2	1/2008	Byrd et al.
6,939,305 B2	9/2005	Flaherty et al.	7,315,825 B2	1/2008	Rosenfeld
6,943,348 B1	9/2005	Coffin, IV	7,321,862 B2	1/2008	Rosenfeld
6,950,687 B2	9/2005	Al-Ali	7,322,971 B2	1/2008	Shehada et al.
6,952,340 B2	10/2005	Son	7,328,053 B1	2/2008	Diab et al.
6,961,598 B2	11/2005	Diab	7,332,784 B2	2/2008	Mills et al.
6,970,792 B1	11/2005	Diab	7,340,287 B2	3/2008	Mason et al.
6,979,812 B2	12/2005	Al-Ali	7,341,559 B2	3/2008	Schulz et al.
6,980,419 B2	12/2005	Smith et al.	7,343,186 B2	3/2008	Lamego et al.
6,983,179 B2	1/2006	Ben-haim	D566,282 S	4/2008	Al-Ali et al.
6,985,764 B2	1/2006	Mason et al.	7,355,512 B1	4/2008	Al-Ali
6,988,989 B2	1/2006	Weiner et al.	7,356,178 B2	4/2008	Ziel et al.
6,990,087 B2	1/2006	Rao et al.	7,356,365 B2	4/2008	Schurman
6,993,371 B2	1/2006	Kiani et al.	7,371,981 B2	5/2008	Abdul-Hafiz
6,996,427 B2	2/2006	Ali et al.	7,373,193 B2	5/2008	Al-Ali et al.
6,997,884 B2	2/2006	Ulmsten	7,373,194 B2	5/2008	Weber et al.
6,999,904 B2	2/2006	Weber et al.	7,376,453 B1	5/2008	Diab et al.
7,003,338 B2	2/2006	Weber et al.	7,377,794 B2	5/2008	Al Ali et al.
7,003,339 B2	2/2006	Diab et al.	7,377,899 B2	5/2008	Weber et al.
7,015,451 B2	3/2006	Dalke et al.	7,378,975 B1	5/2008	Smith et al.
7,024,233 B2	4/2006	Ali et al.	7,382,247 B2	6/2008	Welch et al.
7,025,729 B2	4/2006	De Chazal et al.	7,383,070 B2	6/2008	Diab et al.
7,027,849 B2	4/2006	Al-Ali	7,390,299 B2	6/2008	Weiner et al.
7,030,749 B2	4/2006	Al-Ali	7,395,216 B2	7/2008	Rosenfeld
7,033,761 B2	4/2006	Shaffer	7,411,509 B2	8/2008	Rosenfeld
7,035,686 B2	4/2006	Hogan	7,413,546 B2	8/2008	Agutter et al.
7,039,449 B2	5/2006	Al-Ali	7,415,297 B2	8/2008	Al-Ali et al.
7,041,060 B2	5/2006	Flaherty et al.	7,419,483 B2	9/2008	Shehada
			7,428,432 B2	9/2008	Ali et al.
			7,433,827 B2	10/2008	Rosenfeld
			7,438,683 B2	10/2008	Al-Ali et al.
			7,439,856 B2	10/2008	Weiner et al.

(56)

References Cited

U.S. PATENT DOCUMENTS

7,440,787 B2	10/2008	Diab		7,806,830 B2	10/2010	Bernstein
7,454,240 B2	11/2008	Diab et al.		7,820,184 B2	10/2010	Strizker et al.
7,454,359 B2	11/2008	Rosenfeld		7,822,452 B2	10/2010	Schurman et al.
7,454,360 B2	11/2008	Rosenfeld		RE41,912 E	11/2010	Parker
7,462,151 B2	12/2008	Childre et al.		7,831,450 B2	11/2010	Schoenberg
7,467,002 B2	12/2008	Weber et al.		7,841,986 B2	11/2010	He et al.
7,467,094 B2	12/2008	Rosenfeld		7,844,313 B2	11/2010	Kiani et al.
7,469,157 B2	12/2008	Diab et al.		7,844,314 B2	11/2010	Al-Ali
7,471,969 B2	12/2008	Diab et al.		7,844,315 B2	11/2010	Al-Ali
7,471,971 B2	12/2008	Diab et al.		7,848,935 B2	12/2010	Gotlib
7,475,019 B2	1/2009	Rosenfeld		7,858,322 B2	12/2010	Tymianski et al.
7,483,729 B2	1/2009	Al-Ali et al.		7,865,222 B2	1/2011	Weber et al.
7,483,730 B2	1/2009	Diab et al.		7,865,232 B1	1/2011	Krishnaswamy et al.
7,489,250 B2	2/2009	Bock et al.		7,873,497 B2	1/2011	Weber et al.
7,489,958 B2	2/2009	Diab et al.		7,880,606 B2	2/2011	Al-Ali
7,496,391 B2	2/2009	Diab et al.		7,880,626 B2	2/2011	Al-Ali et al.
7,496,393 B2	2/2009	Diab et al.		7,881,892 B2	2/2011	Soyemi et al.
D587,657 S	3/2009	Al-Ali et al.		7,884,314 B2	2/2011	Hamada
7,497,828 B1	3/2009	Wilk et al.		7,890,156 B2	2/2011	Ooi et al.
7,499,741 B2	3/2009	Diab et al.		7,891,355 B2	2/2011	Al-Ali et al.
7,499,835 B2	3/2009	Weber et al.		7,894,868 B2	2/2011	Al-Ali et al.
7,500,950 B2	3/2009	Al-Ali et al.		7,899,507 B2	3/2011	Al-Ali et al.
7,509,154 B2	3/2009	Diab et al.		7,899,518 B2	3/2011	Trepagnier et al.
7,509,494 B2	3/2009	Al-Ali		7,904,132 B2	3/2011	Weber et al.
7,510,849 B2	3/2009	Schurman et al.		7,909,772 B2	3/2011	Popov et al.
7,515,043 B2	4/2009	Welch et al.		7,910,875 B2	3/2011	Al-Ali
7,515,044 B2	4/2009	Welch et al.		7,914,514 B2	3/2011	Calderon
7,526,328 B2	4/2009	Diab et al.		7,919,713 B2	4/2011	Al-Ali et al.
7,530,942 B1	5/2009	Diab		7,937,128 B2	5/2011	Al-Ali
7,530,949 B2	5/2009	Al Ali et al.		7,937,129 B2	5/2011	Mason et al.
7,530,955 B2	5/2009	Diab et al.		7,937,130 B2	5/2011	Diab et al.
7,532,919 B2	5/2009	Soyemi et al.		7,941,199 B2	5/2011	Kiani
7,549,961 B1*	6/2009	Hwang	A61B 8/14 600/440	7,951,086 B2	5/2011	Flaherty et al.
7,551,717 B2	6/2009	Tome et al.		7,957,780 B2	6/2011	Lamego et al.
7,559,520 B2*	7/2009	Quijano	F16M 11/14 248/309.1	7,962,188 B2	6/2011	Kiani et al.
7,563,110 B2	7/2009	Al-Ali et al.		7,962,190 B1	6/2011	Diab et al.
7,577,475 B2	8/2009	Consentino et al.		7,963,927 B2	6/2011	Kelleher et al.
7,590,950 B2	9/2009	Collins et al.		7,967,749 B2	6/2011	Hutchinson et al.
7,596,398 B2	9/2009	Al-Ali et al.		7,976,472 B2	7/2011	Kiani
7,597,665 B2	10/2009	Wilk et al.		7,988,637 B2	8/2011	Diab
7,612,999 B2	11/2009	Clark et al.		7,988,639 B2	8/2011	Starks
7,616,303 B2	11/2009	Yang et al.		7,990,382 B2	8/2011	Kiani
7,618,375 B2	11/2009	Flaherty		7,991,446 B2	8/2011	Al-Ali et al.
D606,659 S	12/2009	Kiani et al.		7,991,463 B2	8/2011	Kelleher et al.
7,639,145 B2	12/2009	Lawson et al.		7,991,625 B2	8/2011	Rosenfeld
7,647,083 B2	1/2010	Al-Ali et al.		8,000,761 B2	8/2011	Al-Ali
7,650,291 B2	1/2010	Rosenfeld		8,008,088 B2	8/2011	Bellott et al.
D609,193 S	2/2010	Al-Ali et al.		RE42,753 E	9/2011	Kiani-Azarbayjany et al.
7,654,966 B2	2/2010	Westinskow et al.		8,019,400 B2	9/2011	Diab et al.
7,684,845 B2	3/2010	Juan		8,027,846 B2	9/2011	Schoenberg
7,689,437 B1	3/2010	Teller et al.		8,028,701 B2	10/2011	Al-Ali et al.
RE41,236 E	4/2010	Seely		8,029,765 B2	10/2011	Bellott et al.
D614,305 S	4/2010	Al-Ali et al.		8,033,996 B2	10/2011	Behar
7,693,697 B2	4/2010	Westinskow et al.		8,036,727 B2	10/2011	Schurman et al.
RE41,317 E	5/2010	Parker		8,036,728 B2	10/2011	Diab et al.
7,722,542 B2	5/2010	Lia et al.		8,036,736 B2	10/2011	Snyder et al.
7,729,733 B2	6/2010	Al-Ali et al.		8,038,625 B2	10/2011	Afonso et al.
7,734,320 B2	6/2010	Al-Ali		8,046,040 B2	10/2011	Ali et al.
7,736,318 B2	6/2010	Consentino et al.		8,046,041 B2	10/2011	Diab et al.
7,740,590 B2	6/2010	Bernstein		8,046,042 B2	10/2011	Diab et al.
7,761,127 B2	7/2010	Al-Ali et al.		8,048,040 B2	11/2011	Kiani
7,761,128 B2	7/2010	Al-Ali et al.		8,050,728 B2	11/2011	Al-Ali et al.
7,763,420 B2	7/2010	Strizker et al.		8,068,104 B2	11/2011	Rampersad
7,764,982 B2	7/2010	Dalke et al.		8,073,707 B2	12/2011	Teller et al.
D621,515 S	8/2010	Chua et al.		8,094,013 B1	1/2012	Lee et al.
D621,516 S	8/2010	Kiani et al.		8,107,397 B1	1/2012	Bagchi et al.
7,766,818 B2	8/2010	Iketani et al.		RE43,169 E	2/2012	Parker
7,772,799 B2	8/2010	Wu		8,118,620 B2	2/2012	Al-Ali et al.
7,774,060 B2	8/2010	Westenskow et al.		8,126,528 B2	2/2012	Diab et al.
7,778,851 B2	8/2010	Schoenberg et al.		8,128,572 B2	3/2012	Diab et al.
7,791,155 B2	9/2010	Diab		8,130,105 B2	3/2012	Al-Ali et al.
7,794,407 B2	9/2010	Rothenberg		8,145,287 B2	3/2012	Diab et al.
7,801,581 B2	9/2010	Diab		8,150,487 B2	4/2012	Diab et al.
				D659,836 S	5/2012	Bensch et al.
				8,170,887 B2	5/2012	Rosenfeld
				8,175,672 B2	5/2012	Parker
				8,175,895 B2	5/2012	Rosenfeld
				8,180,420 B2	5/2012	Diab et al.
				8,182,429 B2	5/2012	Mason

(56)

References Cited

U.S. PATENT DOCUMENTS

8,182,443	B1	5/2012	Kiani	8,498,684	B2	7/2013	Weber et al.
8,185,180	B2	5/2012	Diab et al.	8,504,128	B2	8/2013	Blank et al.
8,190,223	B2	5/2012	Al-Ali et al.	8,509,867	B2	8/2013	Workman et al.
8,190,227	B2	5/2012	Diab et al.	8,515,509	B2	8/2013	Bruinsma et al.
8,200,308	B2	6/2012	Zhang et al.	8,523,781	B2	9/2013	Al-Ali
8,203,438	B2	6/2012	Kiani et al.	8,529,301	B2	9/2013	Al-Ali et al.
8,203,704	B2	6/2012	Merritt et al.	8,532,727	B2	9/2013	Ali et al.
8,204,566	B2	6/2012	Schurman et al.	8,532,728	B2	9/2013	Diab et al.
8,206,312	B2	6/2012	Farquhar	D692,145	S	10/2013	Al-Ali et al.
8,214,007	B2	7/2012	Baker et al.	8,547,209	B2	10/2013	Kiani et al.
8,219,172	B2	7/2012	Schurman et al.	8,548,548	B2	10/2013	Al-Ali
8,224,411	B2	7/2012	Al-Ali et al.	8,548,549	B2	10/2013	Schurman et al.
8,228,181	B2	7/2012	Al-Ali	8,548,550	B2	10/2013	Al-Ali et al.
8,229,533	B2	7/2012	Diab et al.	8,560,032	B2	10/2013	Al-Ali et al.
8,233,955	B2	7/2012	Al-Ali et al.	8,560,034	B1	10/2013	Diab et al.
8,235,907	B2	8/2012	Wilk et al.	8,565,847	B2	10/2013	Buxton et al.
8,239,780	B2	8/2012	Manetta et al.	8,570,167	B2	10/2013	Al-Ali
8,241,213	B2	8/2012	Lynn et al.	8,570,503	B2	10/2013	Vo et al.
8,244,325	B2	8/2012	Al-Ali et al.	8,571,617	B2	10/2013	Reichgott et al.
8,249,815	B2	8/2012	Taylor	8,571,618	B1	10/2013	Lamego et al.
8,255,026	B1	8/2012	Al-Ali	8,571,619	B2	10/2013	Al-Ali et al.
8,255,027	B2	8/2012	Al-Ali et al.	8,577,431	B2	11/2013	Lamego et al.
8,255,028	B2	8/2012	Al-Ali et al.	8,578,082	B2	11/2013	Medina et al.
8,260,577	B2	9/2012	Weber et al.	8,579,813	B2	11/2013	Causey, III et al.
8,265,723	B1	9/2012	McHale et al.	8,581,732	B2	11/2013	Al-Ali et al.
8,274,360	B2	9/2012	Sampath et al.	8,584,345	B2	11/2013	Al-Ali et al.
8,280,473	B2	10/2012	Al-Ali	8,588,880	B2	11/2013	Abdul-Hafiz et al.
8,294,588	B2	10/2012	Fisher et al.	8,588,924	B2	11/2013	Dion
8,294,716	B2	10/2012	Lord et al.	8,597,287	B2	12/2013	Benamou et al.
8,301,217	B2	10/2012	Al-Ali et al.	8,600,467	B2	12/2013	Al-Ali et al.
8,306,596	B2	11/2012	Schurman et al.	8,600,777	B2	12/2013	Schoenberg
8,310,336	B2	11/2012	Muhsin et al.	8,606,342	B2	12/2013	Diab
8,311,747	B2	11/2012	Taylor	8,620,678	B2	12/2013	Gotlib
8,311,748	B2	11/2012	Taylor et al.	8,626,255	B2	1/2014	Al-Ali et al.
8,315,683	B2	11/2012	Al-Ali et al.	8,630,691	B2	1/2014	Lamego et al.
8,315,812	B2	11/2012	Taylor	8,634,889	B2	1/2014	Al-Ali et al.
8,315,813	B2	11/2012	Taylor et al.	8,641,631	B2	2/2014	Sierra et al.
8,315,814	B2	11/2012	Taylor et al.	8,652,060	B2	2/2014	Al-Ali
8,321,150	B2	11/2012	Taylor	8,663,107	B2	3/2014	Kiani
RE43,860	E	12/2012	Parker	8,666,468	B1	3/2014	Al-Ali
8,326,649	B2	12/2012	Rosenfeld	8,667,967	B2	3/2014	Al-Ali et al.
8,328,793	B2	12/2012	Birkenbach et al.	8,670,811	B2	3/2014	O'Reilly
8,337,403	B2	12/2012	Al-Ali et al.	8,670,814	B2	3/2014	Diab et al.
8,346,330	B2	1/2013	Lamego	8,676,286	B2	3/2014	Weber et al.
8,353,842	B2	1/2013	Al-Ali et al.	8,682,407	B2	3/2014	Al-Ali
8,355,766	B2	1/2013	MacNeish, III et al.	RE44,823	E	4/2014	Parker
8,359,080	B2	1/2013	Diab et al.	RE44,875	E	4/2014	Kiani et al.
8,360,936	B2	1/2013	Dibenedetto et al.	8,690,771	B2	4/2014	Wekell et al.
8,364,223	B2	1/2013	Al-Ali et al.	8,690,799	B2	4/2014	Telfort et al.
8,364,226	B2	1/2013	Diab et al.	8,700,112	B2	4/2014	Kiani
8,374,665	B2	2/2013	Lamego	8,702,627	B2	4/2014	Telfort et al.
8,385,995	B2	2/2013	Al-Ali et al.	8,706,179	B2	4/2014	Parker
8,385,996	B2	2/2013	Smith et al.	8,712,494	B1	4/2014	MacNeish, III et al.
D679,018	S	3/2013	Fullerton et al.	8,715,206	B2	5/2014	Telfort et al.
8,388,353	B2	3/2013	Kiani et al.	8,718,735	B2	5/2014	Lamego et al.
8,399,822	B2	3/2013	Al-Ali	8,718,737	B2	5/2014	Diab et al.
8,401,602	B2	3/2013	Kiani	8,718,738	B2	5/2014	Blank et al.
8,401,874	B2	3/2013	Rosenfeld	8,720,249	B2	5/2014	Al-Ali
8,405,608	B2	3/2013	Al-Ali et al.	8,721,541	B2	5/2014	Al-Ali et al.
8,414,499	B2	4/2013	Al-Ali et al.	8,721,542	B2	5/2014	Al-Ali et al.
8,418,524	B2	4/2013	Al-Ali	8,723,677	B1	5/2014	Kiani
8,423,106	B2	4/2013	Lamego et al.	8,740,792	B1	6/2014	Kiani et al.
8,428,967	B2	4/2013	Olsen et al.	8,753,274	B2	6/2014	Ziv et al.
8,430,817	B1	4/2013	Al-Ali et al.	8,754,776	B2	6/2014	Poeze et al.
8,437,825	B2	5/2013	Dalvi et al.	8,755,535	B2	6/2014	Telfort et al.
8,455,290	B2	6/2013	Siskavich	8,755,856	B2	6/2014	Diab et al.
8,457,703	B2	6/2013	Al-Ali	8,755,872	B1	6/2014	Marinow
8,457,707	B2	6/2013	Kiani	8,758,020	B2	6/2014	Burdea et al.
8,463,349	B2	6/2013	Diab et al.	8,761,850	B2	6/2014	Lamego
8,466,286	B2	6/2013	Bellot et al.	D709,846	S	7/2014	Oswaks
8,471,713	B2	6/2013	Poeze et al.	8,764,671	B2	7/2014	Kiani
8,473,020	B2	6/2013	Kiani et al.	8,768,423	B2	7/2014	Shakespeare et al.
8,483,787	B2	7/2013	Al-Ali et al.	8,771,204	B2	7/2014	Telfort et al.
8,489,167	B2	7/2013	Buxton et al.	8,777,634	B2	7/2014	Kiani et al.
8,489,364	B2	7/2013	Weber et al.	8,781,543	B2	7/2014	Diab et al.
				8,781,544	B2	7/2014	Al-Ali et al.
				8,781,549	B2	7/2014	Al-Ali et al.
				8,788,003	B2	7/2014	Schurman et al.
				8,790,268	B2	7/2014	Al-Ali

(56)

References Cited

U.S. PATENT DOCUMENTS

8,792,950 B2	7/2014	Larsen et al.	9,186,102 B2	11/2015	Bruinsma et al.
8,801,613 B2	8/2014	Al-Ali et al.	9,192,312 B2	11/2015	Al-Ali
8,818,477 B2	8/2014	Soller	9,192,329 B2	11/2015	Al-Ali
8,821,397 B2	9/2014	Al-Ali et al.	9,192,351 B1	11/2015	Telfort et al.
8,821,415 B2	9/2014	Al-Ali et al.	9,195,385 B2	11/2015	Al-Ali et al.
8,830,449 B1	9/2014	Lamego et al.	D745,167 S	12/2015	Canas et al.
8,831,700 B2	9/2014	Schurman et al.	9,211,072 B2	12/2015	Kiani
8,840,549 B2	9/2014	Al-Ali et al.	9,211,095 B1	12/2015	Al-Ali
8,847,740 B2	9/2014	Kiani et al.	9,218,454 B2	12/2015	Kiani et al.
8,849,365 B2	9/2014	Smith et al.	9,226,696 B2	1/2016	Kiani
8,852,094 B2	10/2014	Al-Ali et al.	9,241,662 B2	1/2016	Al-Ali et al.
8,852,994 B2	10/2014	Wojtczuk et al.	9,245,668 B1	1/2016	Vo et al.
8,866,620 B2	10/2014	Amir	9,259,185 B2	2/2016	Abdul-Hafiz et al.
8,868,147 B2	10/2014	Stippick et al.	9,262,586 B2	2/2016	Steiger et al.
8,868,150 B2	10/2014	Al-Ali et al.	9,267,572 B2	2/2016	Barker et al.
8,870,792 B2	10/2014	Al-Ali et al.	9,277,880 B2	3/2016	Poeze et al.
8,873,035 B2	10/2014	Yang et al.	9,289,167 B2	3/2016	Diab et al.
8,878,888 B2	11/2014	Rosenfeld	9,295,421 B2	3/2016	Kiani et al.
8,886,271 B2	11/2014	Kiani et al.	9,307,928 B1	4/2016	Al-Ali et al.
8,888,539 B2	11/2014	Al-Ali et al.	9,323,894 B2	4/2016	Kiani
8,888,708 B2	11/2014	Diab et al.	D755,392 S	5/2016	Hwang et al.
8,892,180 B2	11/2014	Weber et al.	9,326,712 B1	5/2016	Kiani
8,897,847 B2	11/2014	Al-Ali	9,333,316 B2	5/2016	Kiani
8,907,287 B2	12/2014	Vanderpohl	9,339,220 B2	5/2016	Lamego et al.
8,909,310 B2	12/2014	Lamego et al.	9,341,565 B2	5/2016	Lamego et al.
8,909,330 B2	12/2014	McCombie et al.	9,351,673 B2	5/2016	Diab et al.
8,911,377 B2	12/2014	Al-Ali	9,351,675 B2	5/2016	Al-Ali et al.
8,912,909 B2	12/2014	Al-Ali et al.	9,364,181 B2	6/2016	Kiani et al.
8,920,317 B2	12/2014	Al-Ali et al.	9,368,671 B2	6/2016	Wojtczuk et al.
8,921,699 B2	12/2014	Al-Ali et al.	9,370,325 B2	6/2016	Al-Ali et al.
8,922,382 B2	12/2014	Al-Ali et al.	9,370,326 B2	6/2016	McHale et al.
8,929,964 B2	1/2015	Al-Ali et al.	9,370,335 B2	6/2016	Al-Ali et al.
8,942,777 B2	1/2015	Diab et al.	9,375,185 B2	6/2016	Ali et al.
8,948,834 B2	2/2015	Diab et al.	9,386,953 B2	7/2016	Al-Ali
8,948,835 B2	2/2015	Diab	9,386,961 B2	7/2016	Al-Ali et al.
8,951,248 B2	2/2015	Messerly et al.	9,392,945 B2	7/2016	Al-Ali et al.
8,956,292 B2	2/2015	Wekell et al.	9,397,448 B2	7/2016	Al-Ali et al.
8,965,471 B2	2/2015	Lamego	9,408,542 B1	8/2016	Kinast et al.
8,983,564 B2	3/2015	Al-Ali	9,414,784 B1	8/2016	Berme et al.
8,989,831 B2	3/2015	Al-Ali et al.	9,436,645 B2	9/2016	Al-Ali et al.
8,996,085 B2	3/2015	Kiani et al.	9,445,759 B1	9/2016	Lamego et al.
8,998,809 B2	4/2015	Kiani	9,466,919 B2	10/2016	Kiani et al.
9,028,429 B2	5/2015	Telfort et al.	9,474,474 B2	10/2016	Lamego et al.
9,037,207 B2	5/2015	Al-Ali et al.	9,480,422 B2	11/2016	Al-Ali
9,057,689 B2	6/2015	Soller	9,480,435 B2	11/2016	Olsen
9,060,721 B2	6/2015	Reichgott et al.	9,492,110 B2	11/2016	Al-Ali et al.
9,066,666 B2	6/2015	Kiani	9,510,779 B2	12/2016	Poeze et al.
9,066,680 B1	6/2015	Al-Ali et al.	9,517,024 B2	12/2016	Kiani et al.
9,072,474 B2	7/2015	Al-Ali et al.	9,529,762 B2	12/2016	Gisler et al.
9,078,560 B2	7/2015	Schurman et al.	9,532,722 B2	1/2017	Lamego et al.
9,084,569 B2	7/2015	Weber et al.	9,538,949 B2	1/2017	Al-Ali et al.
9,095,291 B2	8/2015	Soller	9,538,980 B2	1/2017	Telfort et al.
9,095,316 B2	8/2015	Welch et al.	9,549,696 B2	1/2017	Lamego et al.
9,104,789 B2	8/2015	Gross et al.	9,554,737 B2	1/2017	Schurman et al.
9,106,038 B2	8/2015	Telfort et al.	9,560,996 B2	2/2017	Kiani
9,107,625 B2	8/2015	Telfort et al.	9,560,998 B2	2/2017	Al-Ali et al.
9,107,626 B2	8/2015	Al-Ali et al.	9,566,019 B2	2/2017	Al-Ali et al.
9,113,831 B2	8/2015	Al-Ali	9,579,039 B2	2/2017	Jansen et al.
9,113,832 B2	8/2015	Al-Ali	9,591,975 B2	3/2017	Dalvi et al.
9,119,595 B2	9/2015	Lamego	9,622,692 B2	4/2017	Lamego et al.
9,125,578 B2	9/2015	Grunwald	9,622,693 B2	4/2017	Diab
9,131,881 B2	9/2015	Diab et al.	D788,312 S	5/2017	Al-Ali et al.
9,131,882 B2	9/2015	Al-Ali et al.	9,636,055 B2	5/2017	Al-Ali et al.
9,131,883 B2	9/2015	Al-Ali	9,636,056 B2	5/2017	Al-Ali
9,131,917 B2	9/2015	Telfort et al.	9,649,054 B2	5/2017	Lamego et al.
9,138,180 B1	9/2015	Coverston et al.	9,662,052 B2	5/2017	Al-Ali et al.
9,138,182 B2	9/2015	Al-Ali et al.	9,668,679 B2	6/2017	Schurman et al.
9,138,192 B2	9/2015	Weber et al.	9,668,680 B2	6/2017	Bruinsma et al.
9,142,117 B2	9/2015	Muhsin et al.	9,668,703 B2	6/2017	Al-Ali
9,153,112 B1*	10/2015	Kiani G08B 13/22	9,675,286 B2	6/2017	Diab
9,153,121 B2	10/2015	Kiani et al.	9,687,160 B2	6/2017	Kiani
9,161,696 B2	10/2015	Al-Ali et al.	9,693,719 B2	7/2017	Al-Ali et al.
9,161,713 B2	10/2015	Al-Ali et al.	9,693,737 B2	7/2017	Al-Ali
9,167,995 B2	10/2015	Lamego et al.	9,697,928 B2	7/2017	Al-Ali et al.
9,176,141 B2	11/2015	Al-Ali et al.	9,717,425 B2	8/2017	Kiani et al.
			9,717,458 B2	8/2017	Lamego et al.
			9,724,016 B1	8/2017	Al-Ali et al.
			9,724,024 B2	8/2017	Al-Ali
			9,724,025 B1	8/2017	Kiani et al.

(56)

References Cited

U.S. PATENT DOCUMENTS

9,730,640 B2	8/2017	Diab et al.	2001/0039199 A1	11/2001	Shinzaki	
9,743,887 B2	8/2017	Al-Ali et al.	2001/0046366 A1	11/2001	Susskind	
9,749,232 B2	8/2017	Sampath et al.	2001/0046862 A1	11/2001	Coppinger et al.	
9,750,442 B2	9/2017	Olsen	2001/0055978 A1	12/2001	Herrod et al.	
9,750,443 B2	9/2017	Smith et al.	2002/0038392 A1	3/2002	De La Huerga	
9,750,461 B1	9/2017	Telfort	2002/0045836 A1	4/2002	Alkawwas	
9,775,545 B2	10/2017	Al-Ali et al.	2002/0052311 A1	5/2002	Solomon et al.	
9,775,546 B2	10/2017	Diab et al.	2002/0063690 A1 *	5/2002	Chung	G06F 1/1616 345/168
9,775,570 B2	10/2017	Al-Ali	2002/0140675 A1 *	10/2002	Ali	A61B 5/0002 345/158
9,778,079 B1	10/2017	Al-Ali et al.	2002/0177758 A1	11/2002	Schoenberg	
9,782,077 B2	10/2017	Lamego et al.	2002/0198445 A1	12/2002	Dominguez et al.	
9,782,110 B2	10/2017	Kiani	2003/0027326 A1	2/2003	Ulmsten et al.	
9,787,568 B2	10/2017	Lamego et al.	2003/0052787 A1	3/2003	Zerhusen et al.	
9,788,735 B2	10/2017	Al-Ali	2003/0058838 A1	3/2003	Wengrovitz	
9,788,768 B2	10/2017	Al-Ali et al.	2003/0158466 A1	8/2003	Lynn et al.	
9,795,300 B2	10/2017	Al-Ali	2003/0216670 A1	11/2003	Beggs	
9,795,310 B2	10/2017	Al-Ali	2004/0013647 A1	1/2004	Solomon et al.	
9,795,358 B2	10/2017	Telfort et al.	2004/0073095 A1	4/2004	Causey et al.	
9,795,739 B2	10/2017	Al-Ali et al.	2004/0090742 A1 *	5/2004	Son	G06F 1/1626 361/679.09
9,801,556 B2	10/2017	Kiani	2004/0122787 A1	6/2004	Avinash et al.	
9,801,588 B2	10/2017	Weber et al.	2004/0126007 A1	7/2004	Ziel et al.	
9,808,188 B1	11/2017	Perea et al.	2004/0139571 A1	7/2004	Chang et al.	
9,814,418 B2	11/2017	Weber et al.	2004/0147818 A1	7/2004	Levy et al.	
9,820,691 B2	11/2017	Kiani	2004/0152957 A1	8/2004	Stivoric et al.	
9,833,152 B2	12/2017	Kiani et al.	2004/0179332 A1	9/2004	Smith et al.	
9,833,180 B2	12/2017	Shakespeare et al.	2004/0186357 A1	9/2004	Soderberg et al.	
9,839,379 B2	12/2017	Al-Ali et al.	2004/0230118 A1	11/2004	Shehada et al.	
9,839,381 B1	12/2017	Weber et al.	2004/0230132 A1	11/2004	Shehada et al.	
9,847,002 B2 *	12/2017	Kiani	2004/0230179 A1	11/2004	Shehada et al.	
9,847,749 B2	12/2017	Kiani et al.	2004/0243017 A1	12/2004	Causevic	
9,848,800 B1	12/2017	Lee et al.	2004/0249670 A1	12/2004	Noguchi et al.	
9,848,806 B2	12/2017	Al-Ali et al.	2004/0254431 A1	12/2004	Shehada et al.	
9,848,807 B2	12/2017	Lamego	2004/0254432 A1	12/2004	Shehada et al.	
9,861,298 B2	1/2018	Eckerbom et al.	2004/0267103 A1	12/2004	Li et al.	
9,861,304 B2	1/2018	Al-Ali et al.	2005/0020918 A1	1/2005	Wilk et al.	
9,861,305 B1	1/2018	Weber et al.	2005/0038332 A1	2/2005	Saidara et al.	
9,867,578 B2	1/2018	Al-Ali et al.	2005/0038680 A1	2/2005	McMahon	
9,872,623 B2	1/2018	Al-Ali	2005/0065417 A1	3/2005	Al Ali et al.	
9,876,320 B2	1/2018	Coverston et al.	2005/0080336 A1	4/2005	Byrd et al.	
9,877,650 B2	1/2018	Muhsin et al.	2005/0096542 A1	5/2005	Weng et al.	
9,877,686 B2	1/2018	Al-Ali et al.	2005/0113653 A1	5/2005	Fox et al.	
9,891,079 B2	2/2018	Dalvi	2005/0124864 A1	6/2005	Mack et al.	
9,895,107 B2	2/2018	Al-Ali et al.	2005/0125256 A1	6/2005	Schoenberg	
9,913,617 B2	3/2018	Al-Ali et al.	2005/0164933 A1	7/2005	Tymianski et al.	
9,924,893 B2	3/2018	Schurman et al.	2005/0191294 A1	9/2005	Arap et al.	
9,924,897 B1	3/2018	Abdul-Hafiz	2005/0268401 A1	12/2005	Dixon et al.	
9,936,917 B2	4/2018	Poeze et al.	2005/0277872 A1 *	12/2005	Colby, Jr.	A61B 5/411 604/67
9,943,269 B2	4/2018	Al-Ali et al.	2006/0049936 A1	3/2006	Collins, Jr. et al.	
9,949,676 B2	4/2018	Al-Ali	2006/0058647 A1	3/2006	Strommer et al.	
9,955,937 B2	5/2018	Telfort	2006/0089543 A1	4/2006	Kim et al.	
9,965,946 B2	5/2018	Al-Ali et al.	2006/0094936 A1	5/2006	Russ	
9,980,667 B2	5/2018	Kiani et al.	2006/0149393 A1	7/2006	Calderon	
D820,865 S	6/2018	Muhsin et al.	2006/0155175 A1	7/2006	Ogino et al.	
9,986,919 B2	6/2018	Lamego et al.	2006/0161054 A1	7/2006	Reuss et al.	
9,986,952 B2	6/2018	Dalvi et al.	2006/0200009 A1	9/2006	Wekell et al.	
9,989,560 B2	6/2018	Poeze et al.	2006/0217684 A1	9/2006	Shehada et al.	
9,993,207 B2	6/2018	Al-Ali et al.	2006/0217685 A1	9/2006	Shehada et al.	
10,007,758 B2	6/2018	Al-Ali et al.	2006/0224413 A1	10/2006	Kim et al.	
D822,215 S	7/2018	Al-Ali et al.	2006/0235300 A1	10/2006	Weng et al.	
D822,216 S	7/2018	Barker et al.	2006/0253042 A1	11/2006	Stahmann et al.	
10,010,276 B2	7/2018	Al-Ali et al.	2007/0000490 A1	1/2007	DeVries et al.	
10,032,002 B2	7/2018	Kiani et al.	2007/0002533 A1	1/2007	Kogan et al.	
10,039,482 B2	8/2018	Al-Ali et al.	2007/0021675 A1	1/2007	Childre et al.	
10,052,037 B2	8/2018	Kinast et al.	2007/0027368 A1	2/2007	Collins et al.	
10,058,275 B2	8/2018	Al-Ali et al.	2007/0032733 A1	2/2007	Burton et al.	
10,064,562 B2	9/2018	Al-Ali	2007/0055116 A1	3/2007	Clark et al.	
10,086,138 B1	10/2018	Novak, Jr.	2007/0055544 A1	3/2007	Jung et al.	
10,092,200 B2	10/2018	Al-Ali et al.	2007/0060798 A1	3/2007	Krupnik et al.	
10,092,249 B2	10/2018	Kiani et al.	2007/0088406 A1 *	4/2007	Bennett	A61N 1/37247 607/60
10,098,550 B2	10/2018	Al-Ali et al.	2007/0096897 A1	5/2007	Weiner	
10,098,591 B2	10/2018	Al-Ali et al.	2007/0100222 A1	5/2007	Mastrototaro et al.	
10,098,610 B2	10/2018	Al-Ali et al.	2007/0118399 A1	5/2007	Avinash et al.	
10,149,616 B2	12/2018	Al-Ali et al.	2007/0140475 A1	6/2007	Kurtock et al.	
2001/0011355 A1	8/2001	Kawai	2007/0156033 A1	7/2007	Causey et al.	
2001/0031922 A1	10/2001	Weng et al.				

(56)

References Cited

U.S. PATENT DOCUMENTS

2010/0004518	A1	1/2010	Vo et al.
2010/0030040	A1	2/2010	Poeze et al.
2010/0030094	A1	2/2010	Lundback
2010/0036209	A1	2/2010	Ferren et al.
2010/0060747	A1*	3/2010	Woodman G03B 17/02 348/222.1
2010/0069725	A1	3/2010	Al-Ali
2010/0081895	A1	4/2010	Zand
2010/0125217	A1	5/2010	Kuo et al.
2010/0144627	A1	6/2010	Vitek et al.
2010/0145146	A1	6/2010	Melder
2010/0177100	A1	7/2010	Carnes et al.
2010/0185101	A1	7/2010	Sakai et al.
2010/0198622	A1	8/2010	Gajic et al.
2010/0210958	A1	8/2010	Manwaring et al.
2010/0240945	A1	9/2010	Bikko
2010/0249540	A1	9/2010	Lisogurski
2010/0261979	A1	10/2010	Al-Ali et al.
2010/0298659	A1	11/2010	McCombie et al.
2010/0298661	A1	11/2010	McCombie et al.
2010/0298742	A1	11/2010	Perlman et al.
2010/0305412	A1	12/2010	Darrah et al.
2010/0312103	A1	12/2010	Gorek et al.
2010/0317936	A1	12/2010	Al-Ali et al.
2010/0317951	A1	12/2010	Rutkowski et al.
2011/0001605	A1	1/2011	Kiani et al.
2011/0021930	A1	1/2011	Mazzeo et al.
2011/0023130	A1	1/2011	Gudgel et al.
2011/0028809	A1	2/2011	Goodman
2011/0046495	A1	2/2011	Osyпка
2011/0066051	A1	3/2011	Moon et al.
2011/0077473	A1	3/2011	Lisogurski
2011/0077488	A1	3/2011	Buxton et al.
2011/0078596	A1	3/2011	Rawlins et al.
2011/0080294	A1	4/2011	Tanishima et al.
2011/0082711	A1	4/2011	Poeze et al.
2011/0087083	A1	4/2011	Poeze et al.
2011/0087084	A1	4/2011	Jeong et al.
2011/0087117	A1	4/2011	Tremper et al.
2011/0087756	A1	4/2011	Biondi
2011/0098583	A1	4/2011	Pandia et al.
2011/0105854	A1	5/2011	Kiani et al.
2011/0105956	A1	5/2011	Hirth
2011/0118573	A1	5/2011	Mckenna
2011/0125060	A1	5/2011	Telfort et al.
2011/0152629	A1	6/2011	Eaton et al.
2011/0172967	A1	7/2011	Al-Ali et al.
2011/0184252	A1	7/2011	Archer et al.
2011/0184253	A1	7/2011	Archer et al.
2011/0208015	A1	8/2011	Welch et al.
2011/0208018	A1	8/2011	Kiani
2011/0208073	A1	8/2011	Matsukawa et al.
2011/0209915	A1	9/2011	Telfort et al.
2011/0212090	A1	9/2011	Pedersen et al.
2011/0213212	A1	9/2011	Al-Ali
2011/0227739	A1	9/2011	Gilham et al.
2011/0230733	A1	9/2011	Al-Ali
2011/0237911	A1	9/2011	Lamego et al.
2011/0237969	A1	9/2011	Eckerbom et al.
2011/0257544	A1	10/2011	Kaasinen et al.
2011/0257554	A1	10/2011	Banet et al.
2011/0263950	A1	10/2011	Larson et al.
2011/0288383	A1	11/2011	Diab
2011/0295094	A1	12/2011	Doyle et al.
2011/0301444	A1	12/2011	Al-Ali
2012/0004579	A1	1/2012	Luo et al.
2012/0029300	A1	2/2012	Paquet
2012/0029304	A1	2/2012	Medina et al.
2012/0029879	A1	2/2012	Sing et al.
2012/0041316	A1	2/2012	Al-Ali et al.
2012/0046557	A1	2/2012	Kiani
2012/0059230	A1	3/2012	Teller et al.
2012/0059267	A1	3/2012	Lamego et al.
2012/0071771	A1	3/2012	Behar
2012/0075464	A1	3/2012	Derenne et al.
2012/0088984	A1	4/2012	Al-Ali et al.
2012/0095778	A1	4/2012	Gross et al.
2012/0101353	A1	4/2012	Reggiardo et al.
2012/0116175	A1	5/2012	Al-Ali et al.
2007/0157285	A1	7/2007	Frank et al.
2007/0159332	A1	7/2007	Koblasz
2007/0163589	A1	7/2007	DeVries et al.
2007/0180140	A1	8/2007	Welch et al.
2007/0185390	A1	8/2007	Perkins et al.
2007/0232941	A1	10/2007	Rabinovich
2007/0244724	A1	10/2007	Pendergast et al.
2007/0254593	A1	11/2007	Jollota et al.
2007/0255114	A1	11/2007	Ackermann et al.
2007/0255116	A1	11/2007	Mehta et al.
2007/0255250	A1	11/2007	Moberg et al.
2007/0282478	A1	12/2007	Al-Ali et al.
2008/0000479	A1	1/2008	Elaz et al.
2008/0003200	A1	1/2008	Arap et al.
2008/0021854	A1	1/2008	Jung et al.
2008/0033661	A1	2/2008	Syroid et al.
2008/0039701	A1	2/2008	Ali et al.
2008/0053438	A1	3/2008	DeVries et al.
2008/0058657	A1	3/2008	Schwartz et al.
2008/0090626	A1	4/2008	Griffin et al.
2008/0091089	A1	4/2008	Guillory et al.
2008/0091090	A1	4/2008	Guillory et al.
2008/0091471	A1	4/2008	Michon et al.
2008/0097167	A1	4/2008	Yudkovitch et al.
2008/0099366	A1	5/2008	Niemiec et al.
2008/0108884	A1*	5/2008	Kiani A61B 5/0002 600/301
2008/0119412	A1	5/2008	Tymianski et al.
2008/0138278	A1	6/2008	Scherz et al.
2008/0169922	A1	7/2008	Issokson
2008/0171919	A1	7/2008	Stivoric et al.
2008/0188795	A1	8/2008	Katz et al.
2008/0194918	A1	8/2008	Kulik et al.
2008/0208912	A1	8/2008	Garibaldi
2008/0215627	A1	9/2008	Higgins et al.
2008/0221396	A1	9/2008	Garces et al.
2008/0228077	A1	9/2008	Wilk et al.
2008/0275309	A1	11/2008	Stivoric et al.
2008/0281167	A1	11/2008	Soderberg et al.
2008/0281168	A1	11/2008	Gibson et al.
2008/0281181	A1	11/2008	Manziona et al.
2008/0287751	A1	11/2008	Stivoric et al.
2008/0292172	A1	11/2008	Assmann et al.
2008/0300020	A1	12/2008	Nishizawa et al.
2008/0319275	A1	12/2008	Chiu et al.
2008/0319354	A1	12/2008	Bell et al.
2009/0005651	A1	1/2009	Ward et al.
2009/0018808	A1	1/2009	Bronstein et al.
2009/0024008	A1	1/2009	Brunner et al.
2009/0043172	A1	2/2009	Zagorchev et al.
2009/0052623	A1	2/2009	Tome et al.
2009/0054735	A1	2/2009	Higgins et al.
2009/0054743	A1	2/2009	Wekell et al.
2009/0062682	A1	3/2009	Bland et al.
2009/0069642	A1	3/2009	Gao et al.
2009/0099480	A1	4/2009	Salgo et al.
2009/0119330	A1	5/2009	Sampath et al.
2009/0119843	A1	5/2009	Rodgers et al.
2009/0124867	A1	5/2009	Hirsch et al.
2009/0131759	A1	5/2009	Sims et al.
2009/0143832	A1	6/2009	Saba
2009/0157058	A1	6/2009	Ferren et al.
2009/0171170	A1	7/2009	Li et al.
2009/0171225	A1	7/2009	Gadodia et al.
2009/0177090	A1	7/2009	Grunwald et al.
2009/0182287	A1	7/2009	Kassab
2009/0226372	A1	9/2009	Ruoslahti et al.
2009/0247984	A1	10/2009	Lamego et al.
2009/0264778	A1	10/2009	Markowitz et al.
2009/0275813	A1	11/2009	Davis
2009/0275844	A1	11/2009	Al-Ali
2009/0281462	A1	11/2009	Heliot et al.
2009/0299157	A1	12/2009	Telfort et al.
2009/0309755	A1	12/2009	Williamson et al.
2009/0322540	A1	12/2009	Richardson et al.

(56)

References Cited

U.S. PATENT DOCUMENTS

2012/0123799	A1	5/2012	Nolen et al.	2014/0051953	A1	2/2014	Lamego et al.
2012/0136221	A1	5/2012	Killen et al.	2014/0051954	A1	2/2014	Al-Ali et al.
2012/0157806	A1	6/2012	Steiger et al.	2014/0058230	A1	2/2014	Abdul-Hafiz et al.
2012/0165629	A1	6/2012	Merritt et al.	2014/0066783	A1	3/2014	Kiani et al.
2012/0179006	A1	7/2012	Jansen et al.	2014/0073167	A1	3/2014	Al-Ali et al.
2012/0184120	A1	7/2012	Basta et al.	2014/0077956	A1	3/2014	Sampath et al.
2012/0197619	A1	8/2012	Namer Yelin et al.	2014/0081097	A1	3/2014	Al-Ali et al.
2012/0203078	A1	8/2012	Sze et al.	2014/0081100	A1	3/2014	Muhsin et al.
2012/0209082	A1	8/2012	Al-Ali	2014/0081175	A1	3/2014	Telfort
2012/0209084	A1	8/2012	Olsen et al.	2014/0094667	A1	4/2014	Schurman et al.
2012/0226160	A1	9/2012	Kudoh	2014/0100434	A1	4/2014	Diab et al.
2012/0227739	A1	9/2012	Kiani	2014/0114199	A1	4/2014	Lamego et al.
2012/0239434	A1	9/2012	Breslow et al.	2014/0120564	A1	5/2014	Workman et al.
2012/0242501	A1	9/2012	Tran et al.	2014/0121482	A1	5/2014	Merritt et al.
2012/0265039	A1	10/2012	Kiani	2014/0121483	A1	5/2014	Kiani
2012/0282583	A1	11/2012	Thaler et al.	2014/0125495	A1	5/2014	Al-Ali
2012/0283524	A1	11/2012	Kiani et al.	2014/0127137	A1	5/2014	Bellott et al.
2012/0284053	A1	11/2012	Rosenfeld	2014/0128696	A1	5/2014	Al-Ali
2012/0286955	A1	11/2012	Welch et al.	2014/0128699	A1	5/2014	Al-Ali et al.
2012/0294801	A1	11/2012	Scherz et al.	2014/0129702	A1	5/2014	Lamego et al.
2012/0296178	A1	11/2012	Lamego et al.	2014/0135588	A1	5/2014	Al-Ali et al.
2012/0302894	A1	11/2012	Diab et al.	2014/0142399	A1	5/2014	Al-Ali et al.
2012/0303476	A1	11/2012	Krzyzanowski et al.	2014/0142401	A1	5/2014	Al-Ali et al.
2012/0319816	A1	12/2012	Al-Ali	2014/0142402	A1	5/2014	Al-Ali et al.
2012/0330112	A1	12/2012	Lamego et al.	2014/0152673	A1	6/2014	Lynn et al.
2013/0006131	A1	1/2013	Narayan et al.	2014/0155712	A1	6/2014	Lamego et al.
2013/0006151	A1	1/2013	Main et al.	2014/0163344	A1	6/2014	Al-Ali
2013/0023775	A1	1/2013	Lamego et al.	2014/0163402	A1	6/2014	Lamego et al.
2013/0035603	A1	2/2013	Jarausch et al.	2014/0166076	A1	6/2014	Kiani et al.
2013/0041591	A1	2/2013	Lamego	2014/0171763	A1	6/2014	Diab
2013/0045685	A1	2/2013	Kiani	2014/0180038	A1	6/2014	Kiani
2013/0046197	A1	2/2013	Dlugos, Jr. et al.	2014/0180154	A1	6/2014	Sierra et al.
2013/0046204	A1	2/2013	Lamego et al.	2014/0180160	A1	6/2014	Brown et al.
2013/0060108	A1	3/2013	Schurman et al.	2014/0187973	A1	7/2014	Brown et al.
2013/0060147	A1	3/2013	Welch et al.	2014/0188516	A1	7/2014	Kamen
2013/0079610	A1	3/2013	Al-Ali	2014/0194709	A1	7/2014	Al-Ali et al.
2013/0092805	A1	4/2013	Funk et al.	2014/0194711	A1	7/2014	Al-Ali
2013/0096405	A1	4/2013	Garfio	2014/0194766	A1	7/2014	Al-Ali et al.
2013/0096936	A1	4/2013	Sampath et al.	2014/0200420	A1	7/2014	Al-Ali
2013/0109929	A1	5/2013	Menzel	2014/0200422	A1	7/2014	Weber et al.
2013/0109935	A1	5/2013	Al-Ali et al.	2014/0206963	A1	7/2014	Al-Ali
2013/0123616	A1	5/2013	Merritt et al.	2014/0213864	A1	7/2014	Abdul-Hafiz et al.
2013/0162433	A1	6/2013	Muhsin et al.	2014/0243627	A1	8/2014	Diab et al.
2013/0178749	A1	7/2013	Lamego	2014/0257057	A1	9/2014	Reis Cunha et al.
2013/0190581	A1	7/2013	Al-Ali et al.	2014/0266787	A1	9/2014	Tran
2013/0197328	A1	8/2013	Diab et al.	2014/0266790	A1	9/2014	Al-Ali et al.
2013/0197364	A1	8/2013	Han	2014/0275808	A1	9/2014	Poeze et al.
2013/0211214	A1	8/2013	Olsen	2014/0275835	A1	9/2014	Lamego et al.
2013/0243021	A1	9/2013	Siskavich	2014/0275871	A1	9/2014	Lamego et al.
2013/0253334	A1	9/2013	Al-Ali et al.	2014/0275872	A1	9/2014	Merritt et al.
2013/0261494	A1	10/2013	Bloom et al.	2014/0275881	A1	9/2014	Lamego et al.
2013/0262730	A1	10/2013	Al-Ali et al.	2014/0276115	A1	9/2014	Dalvi et al.
2013/0267804	A1	10/2013	Al-Ali	2014/0288400	A1	9/2014	Diab et al.
2013/0274571	A1	10/2013	Diab et al.	2014/0296664	A1	10/2014	Bruinsma et al.
2013/0274572	A1	10/2013	Al-Ali et al.	2014/0303520	A1	10/2014	Telfort et al.
2013/0279109	A1	10/2013	Lindblad et al.	2014/0309506	A1	10/2014	Lamego et al.
2013/0296672	A1	11/2013	O'Neil et al.	2014/0309559	A1	10/2014	Telfort et al.
2013/0296713	A1	11/2013	Al-Ali et al.	2014/0316217	A1	10/2014	Purdon et al.
2013/0317327	A1	11/2013	Al-Ali et al.	2014/0316218	A1	10/2014	Purdon et al.
2013/0317370	A1	11/2013	Dalvi et al.	2014/0316228	A1	10/2014	Blank et al.
2013/0317393	A1	11/2013	Weiss et al.	2014/0323825	A1	10/2014	Al-Ali et al.
2013/0324804	A1	12/2013	McKeown et al.	2014/0323897	A1	10/2014	Brown et al.
2013/0324808	A1	12/2013	Al-Ali et al.	2014/0323898	A1	10/2014	Purdon et al.
2013/0324817	A1	12/2013	Diab	2014/0330092	A1	11/2014	Al-Ali et al.
2013/0331660	A1	12/2013	Al-Ali et al.	2014/0330098	A1	11/2014	Merritt et al.
2013/0331670	A1	12/2013	Kiani	2014/0330099	A1	11/2014	Al-Ali et al.
2013/0338461	A1	12/2013	Lamego et al.	2014/0333440	A1	11/2014	Kiani
2013/0340176	A1	12/2013	Stevens et al.	2014/0336481	A1	11/2014	Shakespeare et al.
2014/0012100	A1	1/2014	Al-Ali et al.	2014/0343436	A1	11/2014	Kiani
2014/0022081	A1	1/2014	Ribble et al.	2014/0343889	A1	11/2014	Ben Shalom et al.
2014/0025306	A1	1/2014	Weber et al.	2014/0357966	A1	12/2014	Al-Ali et al.
2014/0031650	A1	1/2014	Weber et al.	2014/0371548	A1	12/2014	Al-Ali et al.
2014/0034353	A1	2/2014	Al-Ali et al.	2014/0371632	A1	12/2014	Al-Ali et al.
2014/0046674	A1	2/2014	Rosenfeld	2014/0378784	A1	12/2014	Kiani et al.
2014/0051952	A1	2/2014	Reichgott et al.	2015/0001302	A1	1/2015	Gelay et al.
				2015/0005600	A1	1/2015	Blank et al.
				2015/0006089	A1	1/2015	Pagels
				2015/0011907	A1	1/2015	Purdon et al.
				2015/0012231	A1	1/2015	Poeze et al.

(56)

References Cited

U.S. PATENT DOCUMENTS

2015/0018650	A1	1/2015	Al-Ali et al.	2016/0283665	A1	9/2016	Sampath et al.
2015/0025406	A1	1/2015	Al-Ali	2016/0287786	A1	10/2016	Kiani
2015/0032029	A1	1/2015	Al-Ali et al.	2016/0296169	A1	10/2016	McHale et al.
2015/0038859	A1	2/2015	Dalvi et al.	2016/0310052	A1	10/2016	Al-Ali et al.
2015/0045637	A1	2/2015	Dalvi	2016/0314260	A1	10/2016	Kiani
2015/0051462	A1	2/2015	Olsen	2016/0324486	A1	11/2016	Al-Ali et al.
2015/0080754	A1	3/2015	Purdon et al.	2016/0324488	A1	11/2016	Olsen
2015/0087936	A1	3/2015	Al-Ali et al.	2016/0327984	A1	11/2016	Al-Ali et al.
2015/0094546	A1	4/2015	Al-Ali	2016/0328528	A1	11/2016	Al-Ali et al.
2015/0094618	A1	4/2015	Russell et al.	2016/0331332	A1	11/2016	Al-Ali
2015/0097701	A1	4/2015	Al-Ali et al.	2016/0367173	A1	12/2016	Dalvi et al.
2015/0099950	A1	4/2015	Al-Ali et al.	2017/0000394	A1	1/2017	Al-Ali et al.
2015/0099951	A1	4/2015	Al-Ali et al.	2017/0007134	A1	1/2017	Al-Ali et al.
2015/0099955	A1	4/2015	Al-Ali et al.	2017/0014083	A1	1/2017	Diab et al.
2015/0101844	A1	4/2015	Al-Ali et al.	2017/0014084	A1	1/2017	Al-Ali et al.
2015/0106121	A1	4/2015	Muhsin et al.	2017/0042488	A1	2/2017	Muhsin
2015/0112151	A1	4/2015	Muhsin et al.	2017/0055851	A1	3/2017	Al-Ali
2015/0116076	A1	4/2015	Al-Ali et al.	2017/0055882	A1	3/2017	Al-Ali et al.
2015/0126830	A1	5/2015	Schurman et al.	2017/0055887	A1	3/2017	Al-Ali
2015/0133755	A1	5/2015	Smith et al.	2017/0055896	A1	3/2017	Al-Ali et al.
2015/0140863	A1	5/2015	Al-Ali et al.	2017/0079594	A1	3/2017	Telfort et al.
2015/0141781	A1	5/2015	Weber et al.	2017/0086723	A1	3/2017	Al-Ali et al.
2015/0165312	A1	6/2015	Kiani	2017/0143281	A1	5/2017	Olsen
2015/0196237	A1	7/2015	Lamego	2017/0147774	A1	5/2017	Kiani
2015/0196249	A1	7/2015	Brown et al.	2017/0156620	A1	6/2017	Al-Ali et al.
2015/0201874	A1	7/2015	Diab	2017/0173632	A1	6/2017	Al-Ali
2015/0208966	A1	7/2015	Al-Ali	2017/0187146	A1	6/2017	Kiani et al.
2015/0216459	A1	8/2015	Al-Ali et al.	2017/0188919	A1	7/2017	Al-Ali et al.
2015/0230755	A1	8/2015	Al-Ali et al.	2017/0196464	A1	7/2017	Jansen et al.
2015/0238722	A1	8/2015	Al-Ali	2017/0196470	A1	7/2017	Lamego et al.
2015/0245773	A1	9/2015	Lamego et al.	2017/0224231	A1	8/2017	Al-Ali
2015/0245794	A1	9/2015	Al-Ali	2017/0224262	A1	8/2017	Al-Ali
2015/0257689	A1	9/2015	Al-Ali et al.	2017/0228516	A1	8/2017	Sampath et al.
2015/0272514	A1	10/2015	Kiani et al.	2017/0245790	A1	8/2017	Al-Ali et al.
2015/0351697	A1	12/2015	Weber et al.	2017/0251974	A1	9/2017	Shreim et al.
2015/0351704	A1*	12/2015	Kiani	2017/0251975	A1	9/2017	Shreim et al.
			G08B 13/22	2017/0258403	A1	9/2017	Abdul-Hafiz et al.
			361/679.29	2017/0311851	A1	11/2017	Schurman et al.
2015/0359429	A1	12/2015	Al-Ali et al.	2017/0311891	A1	11/2017	Kiani et al.
2015/0366472	A1	12/2015	Kiani	2017/0325728	A1	11/2017	Al-Ali et al.
2015/0366507	A1	12/2015	Blank	2017/0332976	A1	11/2017	Al-Ali et al.
2015/0374298	A1	12/2015	Al-Ali et al.	2017/0340293	A1	11/2017	Al-Ali et al.
2015/0380875	A1	12/2015	Coverston et al.	2017/0360310	A1	12/2017	Kiani et al.
2016/0000362	A1	1/2016	Diab et al.	2017/0367632	A1	12/2017	Al-Ali et al.
2016/0007930	A1	1/2016	Weber et al.	2018/0008146	A1	1/2018	Al-Ali et al.
2016/0029932	A1	2/2016	Al-Ali	2018/0014752	A1	1/2018	Al-Ali et al.
2016/0029933	A1	2/2016	Al-Ali et al.	2018/0028124	A1	2/2018	Al-Ali et al.
2016/0045118	A1	2/2016	Kiani	2018/0055385	A1	3/2018	Al-Ali
2016/0051205	A1	2/2016	Al-Ali et al.	2018/0055390	A1	3/2018	Kiani et al.
2016/0058338	A1	3/2016	Schurman et al.	2018/0055430	A1	3/2018	Diab et al.
2016/0058347	A1	3/2016	Reichgott et al.	2018/0064381	A1	3/2018	Shakespeare et al.
2016/0066823	A1	3/2016	Al-Ali et al.	2018/0069776	A1	3/2018	Lamego et al.
2016/0066824	A1	3/2016	Al-Ali et al.	2018/0070867	A1	3/2018	Smith et al.
2016/0066879	A1	3/2016	Telfort et al.	2018/0082767	A1	3/2018	Al-Ali et al.
2016/0072429	A1	3/2016	Kiani et al.	2018/0085068	A1	3/2018	Telfort
2016/0073967	A1	3/2016	Lamego et al.	2018/0087937	A1	3/2018	Al-Ali et al.
2016/0081552	A1	3/2016	Wojtczuk et al.	2018/0103874	A1	4/2018	Lee et al.
2016/0095543	A1	4/2016	Telfort et al.	2018/0103905	A1	4/2018	Kiani
2016/0095548	A1	4/2016	Al-Ali et al.	2018/0110478	A1	4/2018	Al-Ali
2016/0103598	A1	4/2016	Al-Ali et al.	2018/0116575	A1	5/2018	Perea et al.
2016/0113527	A1	4/2016	Al-Ali	2018/0125368	A1	5/2018	Lamego et al.
2016/0143548	A1	5/2016	Al-Ali	2018/0125430	A1	5/2018	Al-Ali et al.
2016/0166182	A1	6/2016	Al-Ali et al.	2018/0125445	A1	5/2018	Telfort et al.
2016/0166183	A1	6/2016	Poeze et al.	2018/0130325	A1*	5/2018	Kiani
2016/0166188	A1	6/2016	Bruinsma et al.	2018/0132769	A1	5/2018	Weber et al.
2016/0166210	A1	6/2016	Al-Ali	2018/0132770	A1	5/2018	Lamego
2016/0192869	A1	7/2016	Kiani et al.	2018/0146901	A1	5/2018	Al-Ali et al.
2016/0196388	A1	7/2016	Lamego	2018/0146902	A1	5/2018	Kiani et al.
2016/0197436	A1	7/2016	Barker et al.	2018/0153442	A1	6/2018	Eckerbom et al.
2016/0213281	A1	7/2016	Eckerbom et al.	2018/0153446	A1	6/2018	Kiani
2016/0228043	A1	8/2016	O'Neil et al.	2018/0153447	A1	6/2018	Al-Ali et al.
2016/0233632	A1	8/2016	Scruggs et al.	2018/0153448	A1	6/2018	Weber et al.
2016/0234944	A1	8/2016	Schmidt et al.	2018/0161499	A1	6/2018	Al-Ali et al.
2016/0246781	A1	8/2016	Cabot	2018/0168491	A1	6/2018	Al-Ali et al.
2016/0270717	A1	9/2016	Luna et al.	2018/0174679	A1	6/2018	Sampath et al.
2016/0270735	A1	9/2016	Diab et al.	2018/0174680	A1	6/2018	Sampath et al.
				2018/0182484	A1	6/2018	Sampath et al.
				2018/0184917	A1	7/2018	Kiani
				2018/0192953	A1	7/2018	Shreim et al.

(56)

References Cited

U.S. PATENT DOCUMENTS

2018/0192955 A1 7/2018 Al-Ali et al.
 2018/0199871 A1 7/2018 Pauley et al.
 2018/0206795 A1 7/2018 Al-Ali
 2018/0206815 A1 7/2018 Telfort
 2018/0213583 A1 7/2018 Al-Ali
 2018/0214031 A1 8/2018 Kiani et al.
 2018/0214090 A1 8/2018 Al-Ali et al.
 2018/0218792 A1 8/2018 Muhsin et al.
 2018/0225960 A1 8/2018 Al-Ali et al.
 2018/0238718 A1 8/2018 Dalvi
 2018/0242853 A1 8/2018 Al-Ali
 2018/0242921 A1 8/2018 Muhsin et al.
 2018/0242923 A1 8/2018 Al-Ali et al.
 2018/0242926 A1 8/2018 Muhsin et al.
 2018/0247353 A1 8/2018 Al-Ali et al.
 2018/0247712 A1 8/2018 Muhsin et al.
 2018/0249933 A1 9/2018 Schurman et al.
 2018/0253947 A1 9/2018 Muhsin et al.
 2018/0256087 A1 9/2018 Al-Ali et al.
 2018/0256113 A1 9/2018 Weber et al.
 2018/0285094 A1 10/2018 Housel et al.
 2018/0289325 A1 10/2018 Poeze et al.
 2018/0289337 A1 10/2018 Al-Ali et al.
 2018/0296161 A1 10/2018 Shreim et al.
 2018/0300919 A1 10/2018 Muhsin et al.
 2018/0310822 A1 11/2018 Indorf et al.
 2018/0310823 A1 11/2018 Al-Ali et al.

FOREIGN PATENT DOCUMENTS

JP 02-050694 2/1990
 JP 09-187428 7/1997
 JP 10-336064 12/1998
 JP 2000-312668 11/2000
 JP 2002-513602 5/2002
 JP 2002-165764 6/2002
 JP 2002-172096 6/2002
 JP 2002-233512 8/2002
 JP 2002-535026 10/2002
 JP 2002-542493 12/2002
 JP 2004-513732 5/2004
 JP 2005-038417 2/2005
 JP 2005-218036 8/2005
 JP 2005-295375 10/2005
 JP 2007-021213 2/2007
 JP 2007-095365 4/2007
 JP 2007-174051 7/2007
 JP 2008-519635 6/2008
 JP 2008-541045 11/2008
 JP 2009-017959 1/2009
 JP 2009-207836 9/2009
 JP 2010-503134 1/2010
 JP 2010-093543 4/2010
 JP 2010-524510 7/2010
 JP 2011-519607 7/2011
 JP 2011-519684 7/2011
 JP 2011-152261 8/2011
 JP 2012-519547 8/2012
 JP 2014-533997 12/2014
 JP 2016-538015 12/2016
 WO WO 98/029790 7/1998
 WO WO 99/013766 3/1999
 WO WO 99/056613 11/1999
 WO WO 00/063713 10/2000
 WO WO 2004/056266 7/2004
 WO WO 2004/059551 7/2004
 WO WO 2006/051461 5/2006
 WO WO 2010/054409 5/2010
 WO WO 2011/001302 1/2011
 WO WO 2011/002904 1/2011
 WO WO 2011/021948 2/2011
 WO WO 2011/025549 3/2011
 WO WO 2011/041017 4/2011

WO WO 2013/056160 4/2013
 WO WO 2013/119982 8/2013
 WO WO 2015/054665 4/2015

OTHER PUBLICATIONS

U.S. Appl. No. 15/448,989, Arm Mountable Portable Patient Monitor, filed Mar. 3, 2017.
 U.S. Appl. No. 15/494,967, Arm Mountable Portable Patient Monitor, filed Apr. 24, 2017.
 Patient Monitor 14/464,560, Modular Patient Monitor, filed Aug. 20, 2014.
 U.S. Appl. No. 14/733,781, Modular Patient Monitor, filed Jun. 8, 2015.
 U.S. Appl. No. 14/834,169, Wireless Patient Monitoring Device, filed Aug. 24, 2015.
 U.S. Appl. No. 15/214,156, Medical Monitoring Hub, filed Jul. 19, 2016.
 U.S. Appl. No. 15/214,276, Medical Monitoring Hub, filed Jul. 19, 2016.
 U.S. Appl. No. 15/214,186, Medical Monitoring Hub, filed Jul. 19, 2016.
 U.S. Appl. No. 14/512,237, System for Displaying Medical Monitoring Data, filed Oct. 10, 2014.
 Capuano et al., "Remote Telemetry—New Twists for Old Technology", *Nursing Management*, Jul. 1995, vol. 26, No. 7, pp. 26-32.
 Elmer-Dewitt, Philip, "Apple's iWatch: The killer apps may be in hospitals, not health clubs", *Fortune.com*, Feb. 3, 2014, <http://fortune.com/2014/02/03/apples-iwatch-the-killer-apps-may-be-in-hospitals-not-health-clubs/>, 4 pages.
 Grundy et al., "Telemedicine in Critical Care: An Experiment in Health Care Delivery", *JACEP*, Oct. 1977, vol. 6, No. 10, pp. 439-444.
 Grundy et al., "Telemedicine in Critical Care: Problems in Design, Implementation and Assessment", Jul. 1982, vol. 10, No. 7, pp. 471-475.
 Rysavy, Peter, "Making the Call with Two-Way Paging", *Network Computing*, Published Jan. 15, 1997, www.rysavys.com/Articles/twoway.htm, pp. 5.
 Wachter et al., "The Employment of an Iterative Design Process to Develop a Pulmonary Graphical Display", *Journal of the American Medical Informatics Association*, vol. 10, No. 4, Jul./Aug. 2003, pp. 363-372.
 Official Communication in European Application No. 10195398.2 dated Jul. 5, 2012.
 Official Communication in European Application No. 10195398.2 dated Jun. 15, 2015.
 Official Communication in European Application No. 10195398.2 dated Jul. 6, 2016.
 International Search Report & Written Opinion in PCT Application No. PCT/US2013/025384, dated Aug. 6, 2013.
 International Preliminary Report on Patentability & Written Opinion in PCT Application No. PCT/US2013/025384, dated Aug. 21, 2014.
 Official Communication in European Application No. 14787373.1 dated May 23, 2017.
 Official Communication in Japanese Patent Application No. 2014-535959, dated Jun. 30, 2016.
 International Search Report & Written Opinion in PCT Application No. PCT/US2012/060109, dated Jun. 5, 2013.
 International Preliminary Report on Patentability in PCT Application No. PCT/US2012/060109, dated Apr. 24, 2014.
 International Search Report & Written Opinion in PCT Application No. PCT/US2014/060177, dated Dec. 19, 2014.
 International Preliminary Report on Patentability & Written Opinion in PCT Application No. PCT/US2014/060177, dated Apr. 21, 2016.
 U.S. Appl. No. 15/878,172, Arm Mountable Portable Patient Monitor, filed Jan. 23, 2018.
 U.S. Appl. No. 16/157,643, Physiological Measurement Device, filed Oct. 11, 2018.

(56)

References Cited

OTHER PUBLICATIONS

U.S. Appl. No. 16/198,057, Physiological Measurement Device, filed Nov. 21, 2018.

U.S. Appl. No. 16/182,427, Wireless Patient Monitoring Device, filed Nov. 6, 2018.

U.S. Appl. No. 16/182,457, Wireless Patient Monitoring Device, filed Nov. 6, 2018.

U.S. Appl. No. 15/968,392, Medical Monitoring Hub, filed May 1, 2018.

U.S. Appl. No. 15/919,792, System for Displaying Medical Monitoring Data, filed Mar. 3, 2018.

* cited by examiner

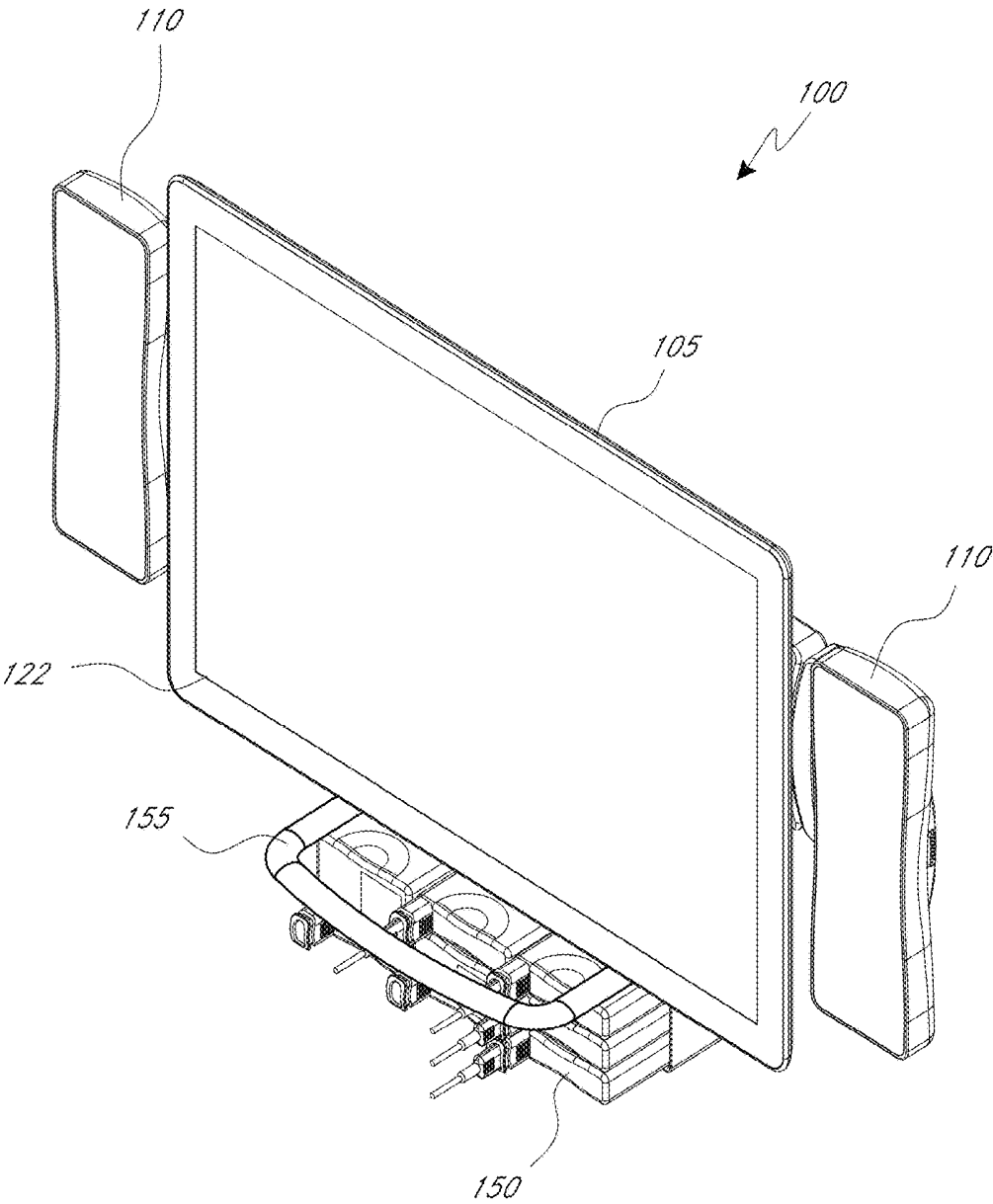


FIG. 1A

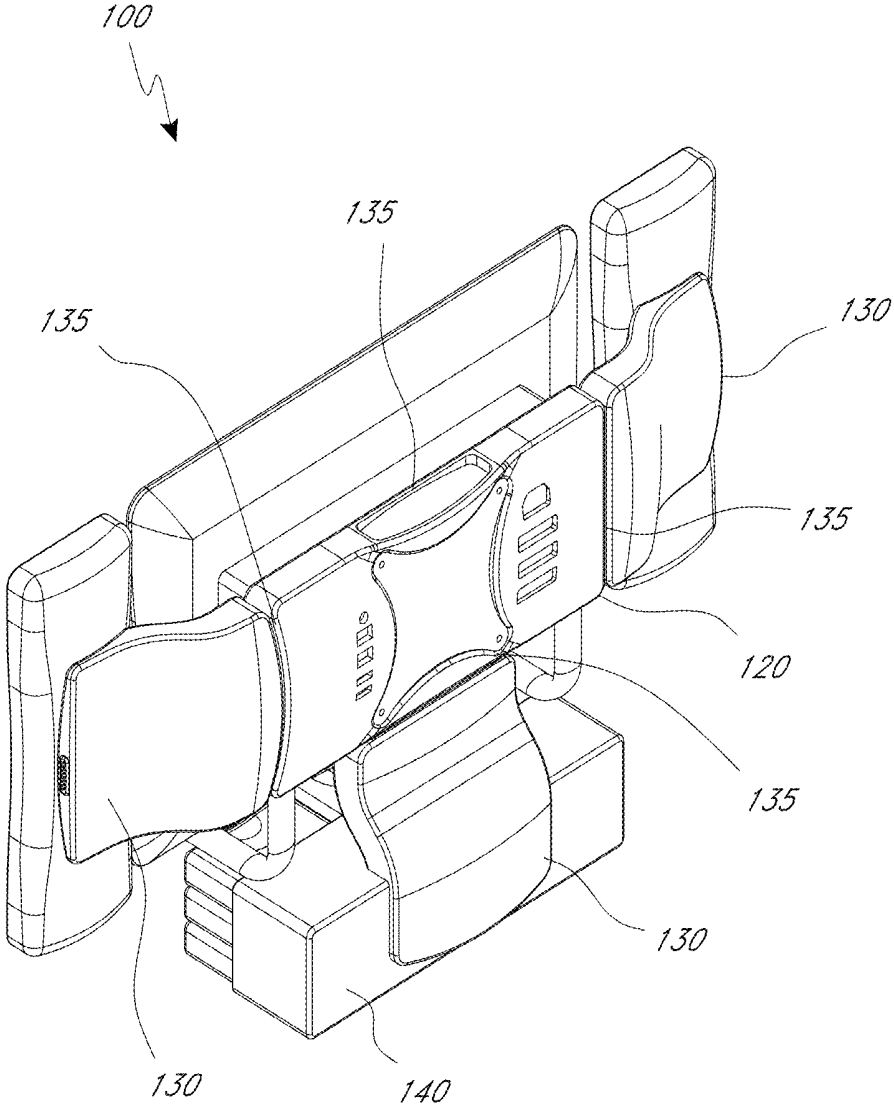


FIG. 1B

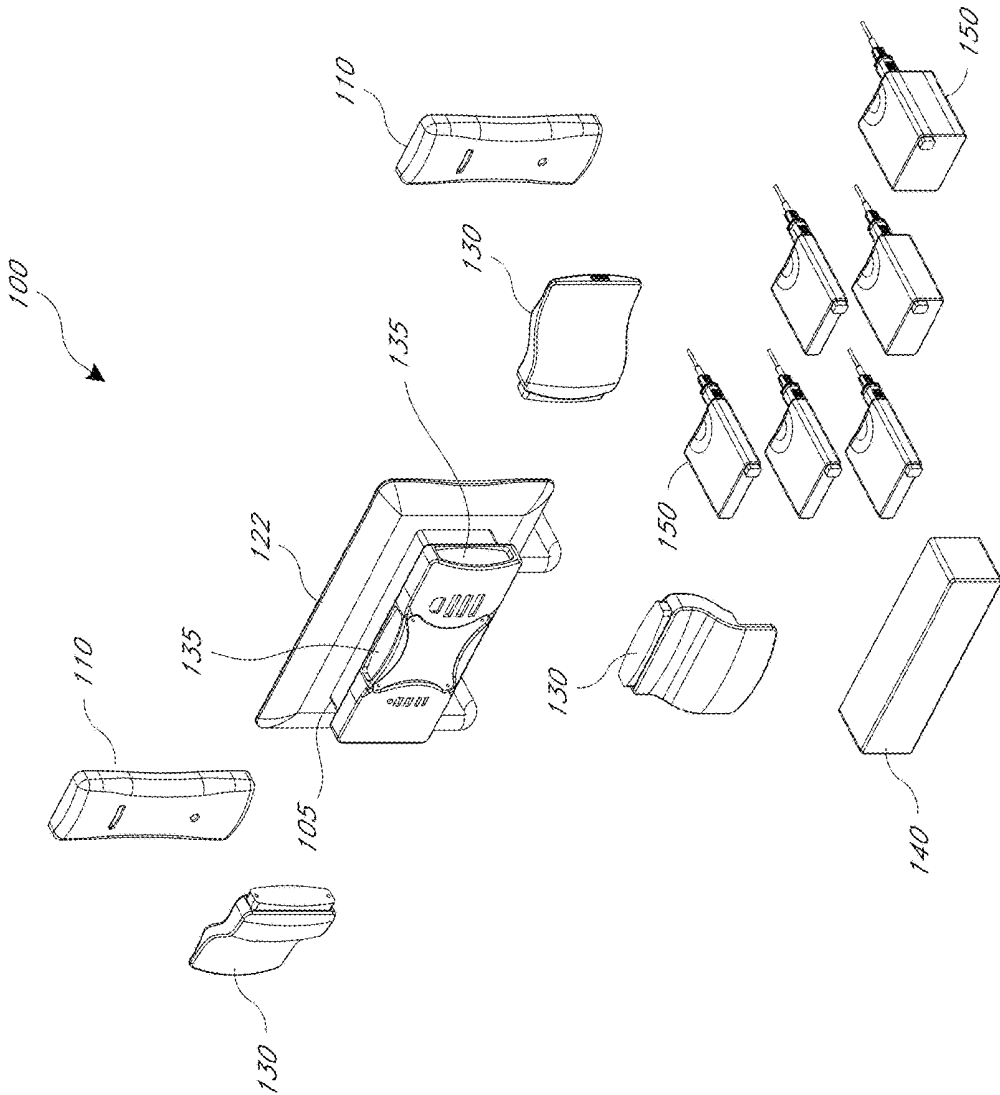


FIG. 1C

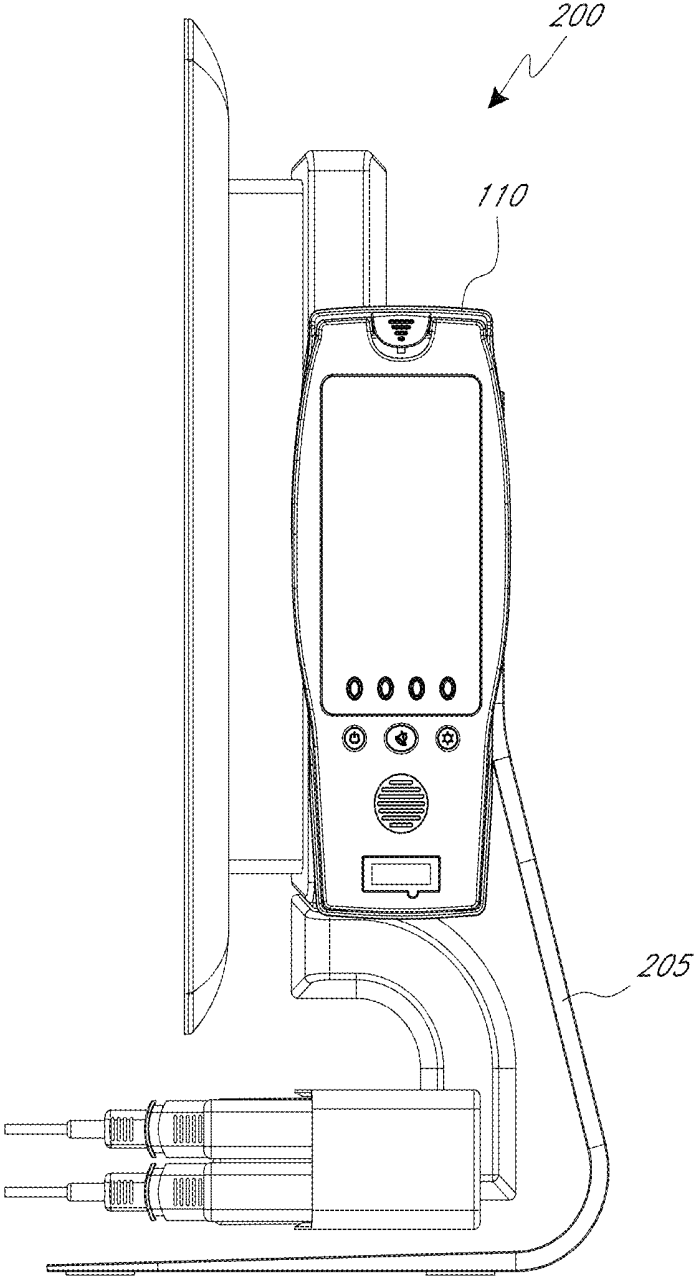


FIG. 2A

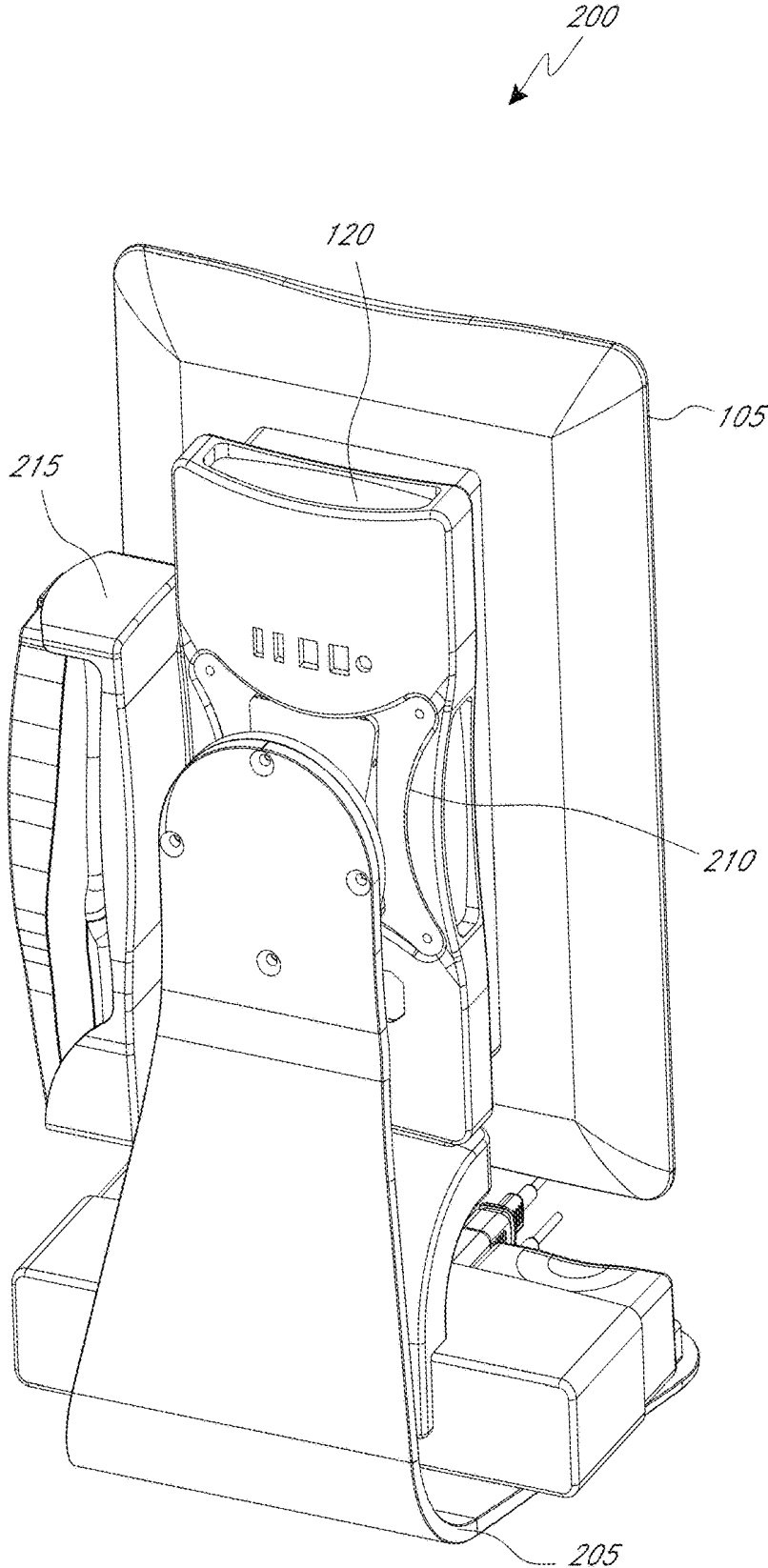


FIG. 2B

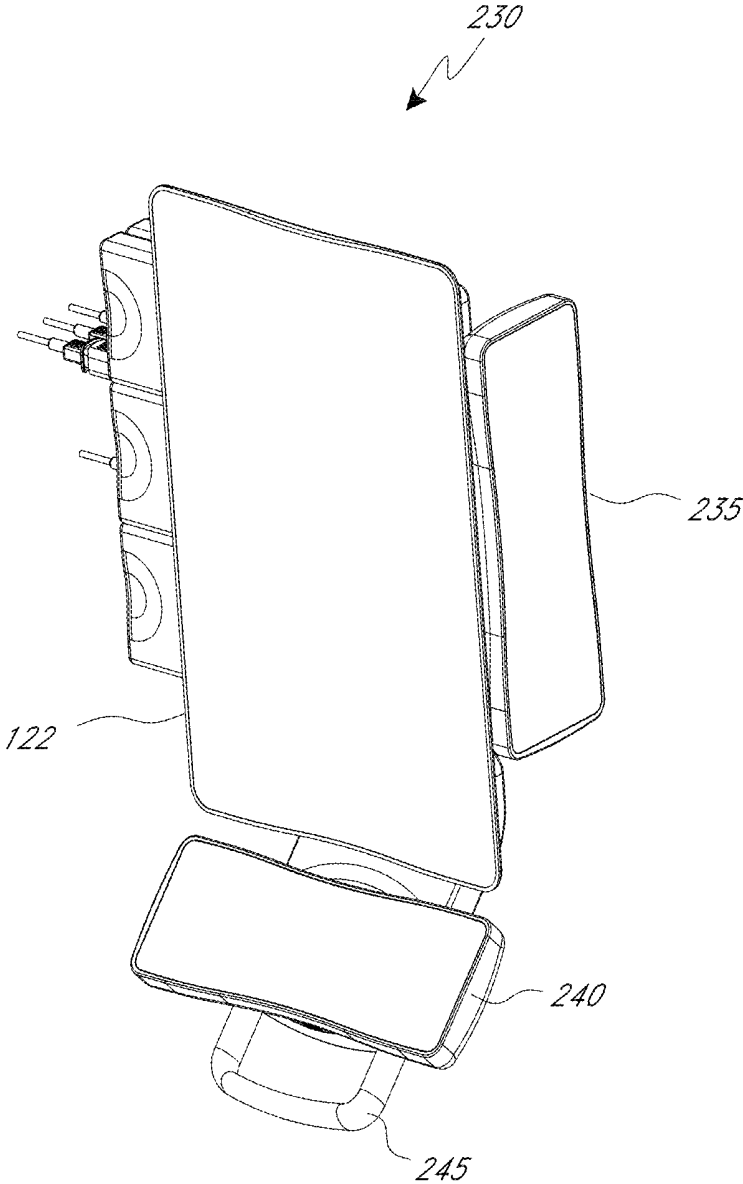


FIG. 2C

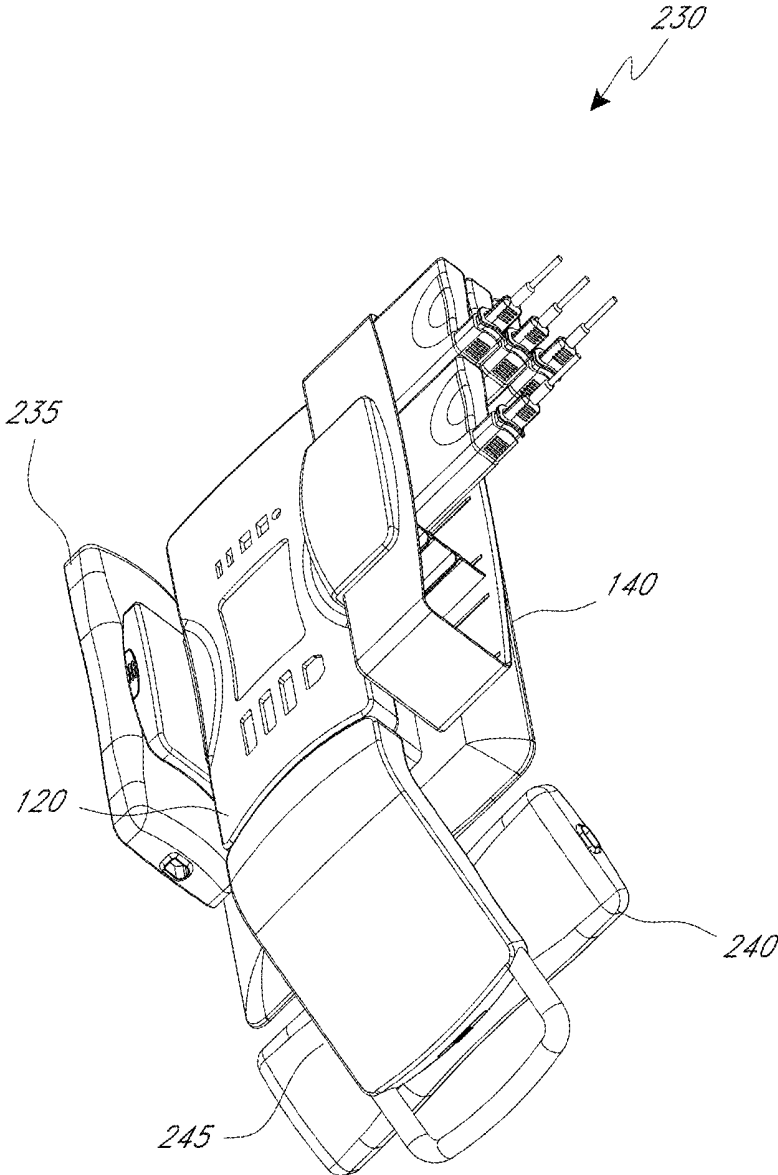


FIG. 2D

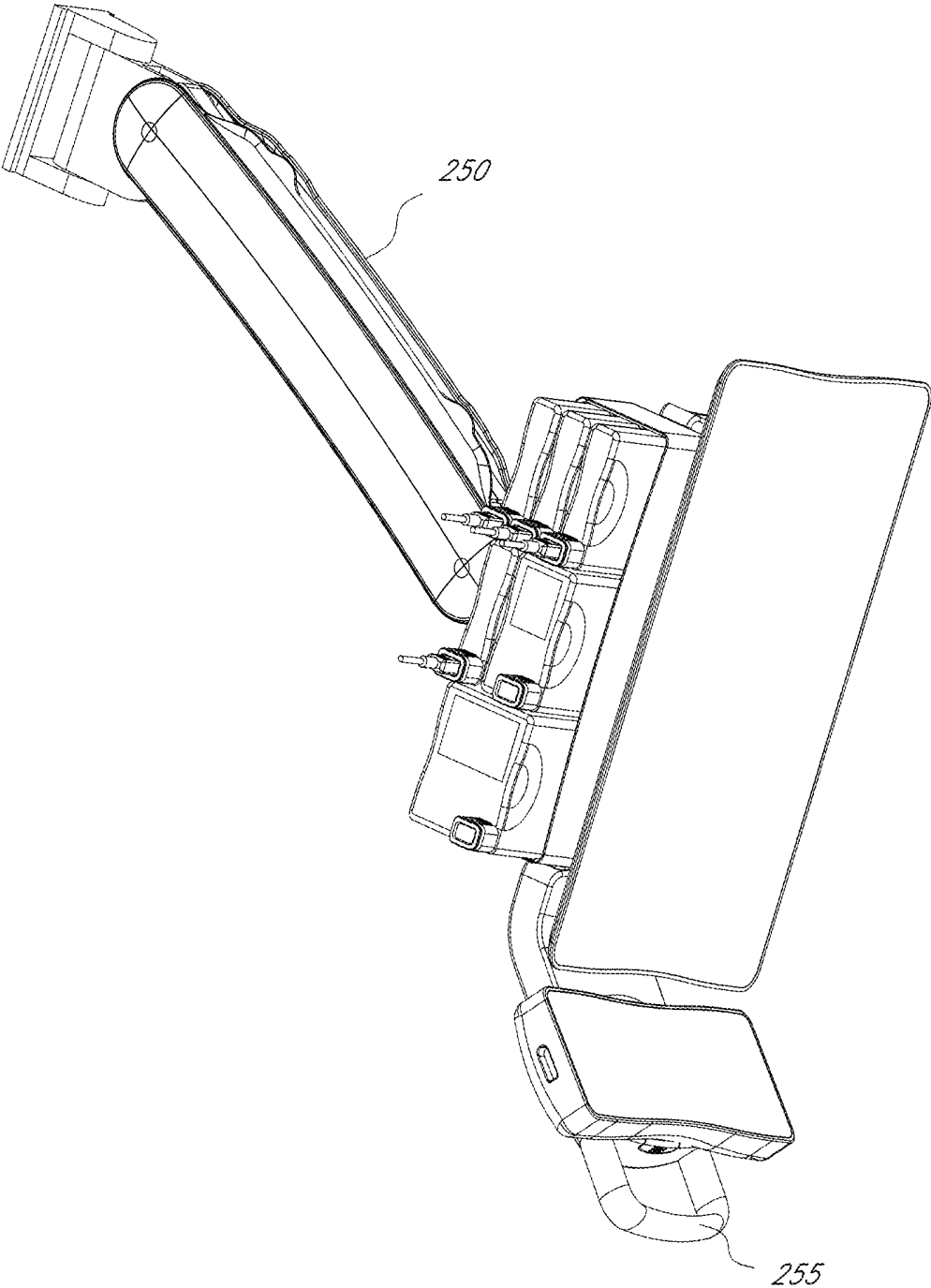


FIG. 2E

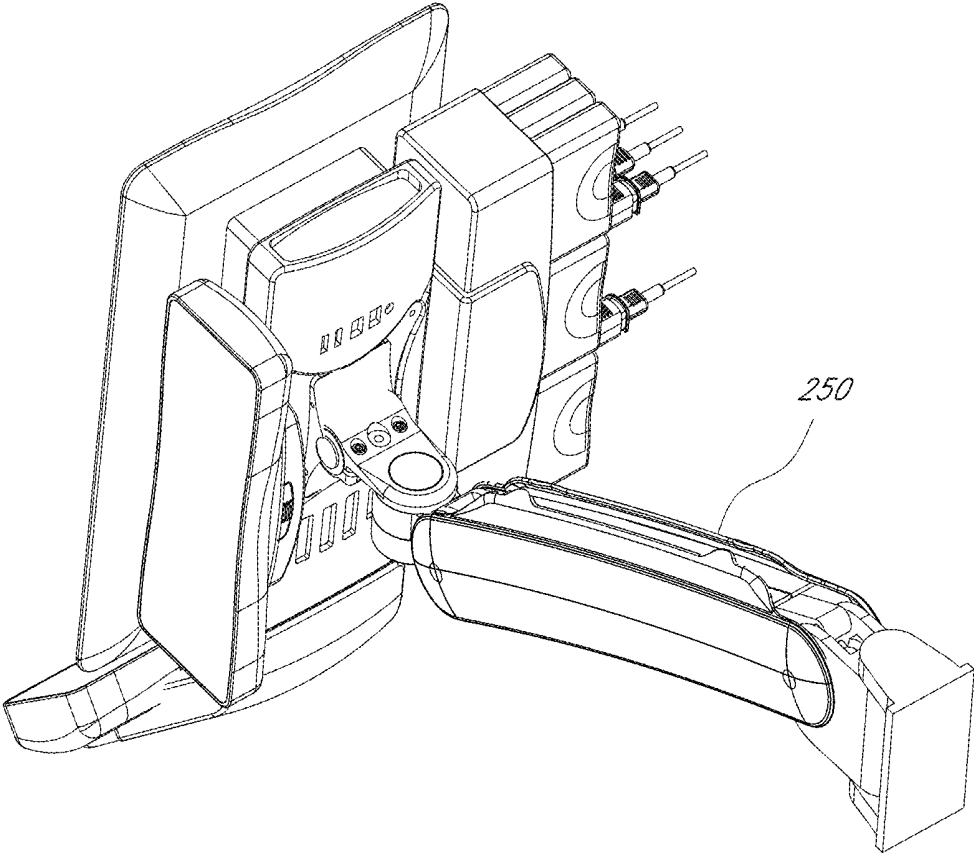


FIG. 2F

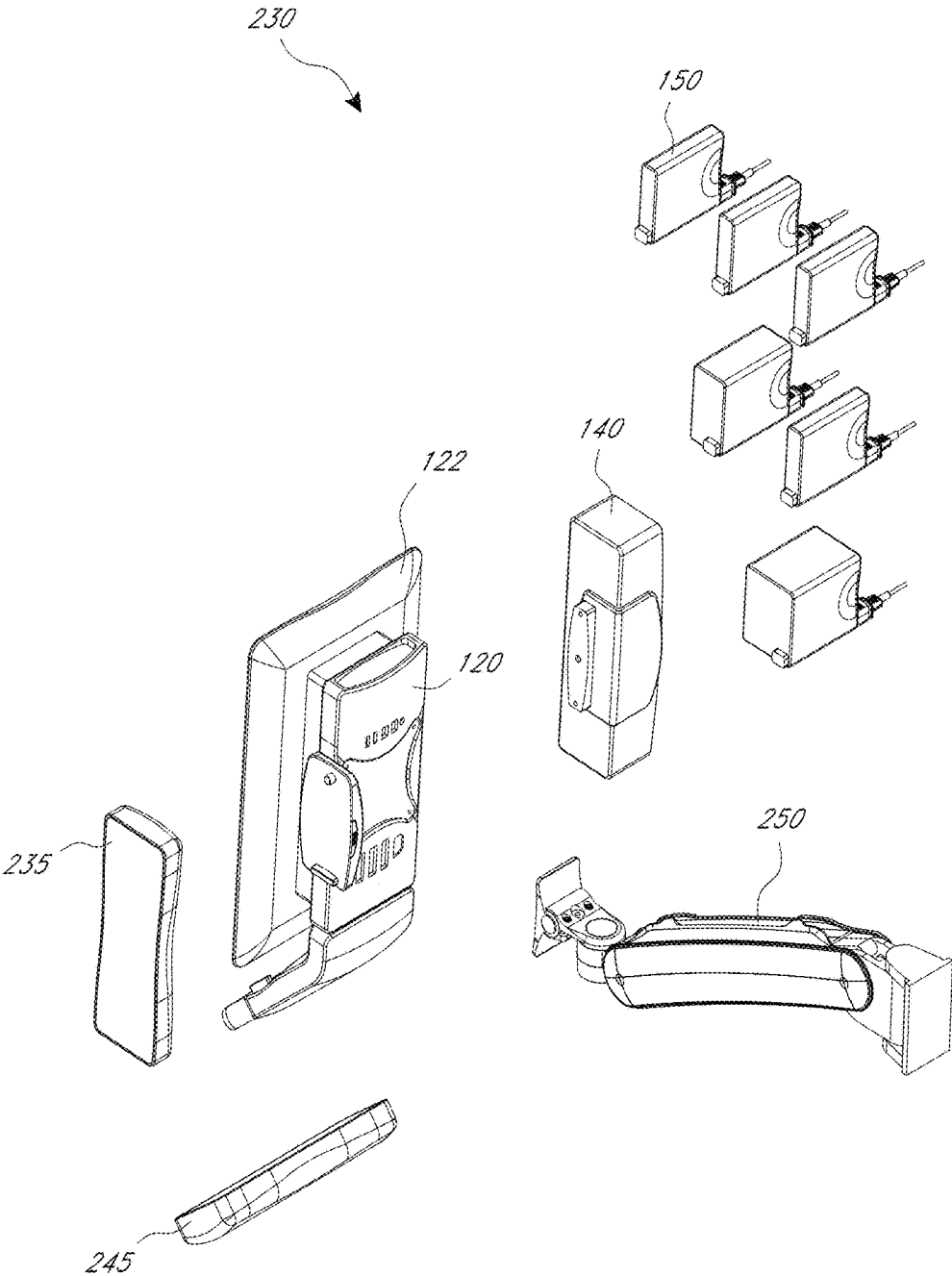


FIG. 2G

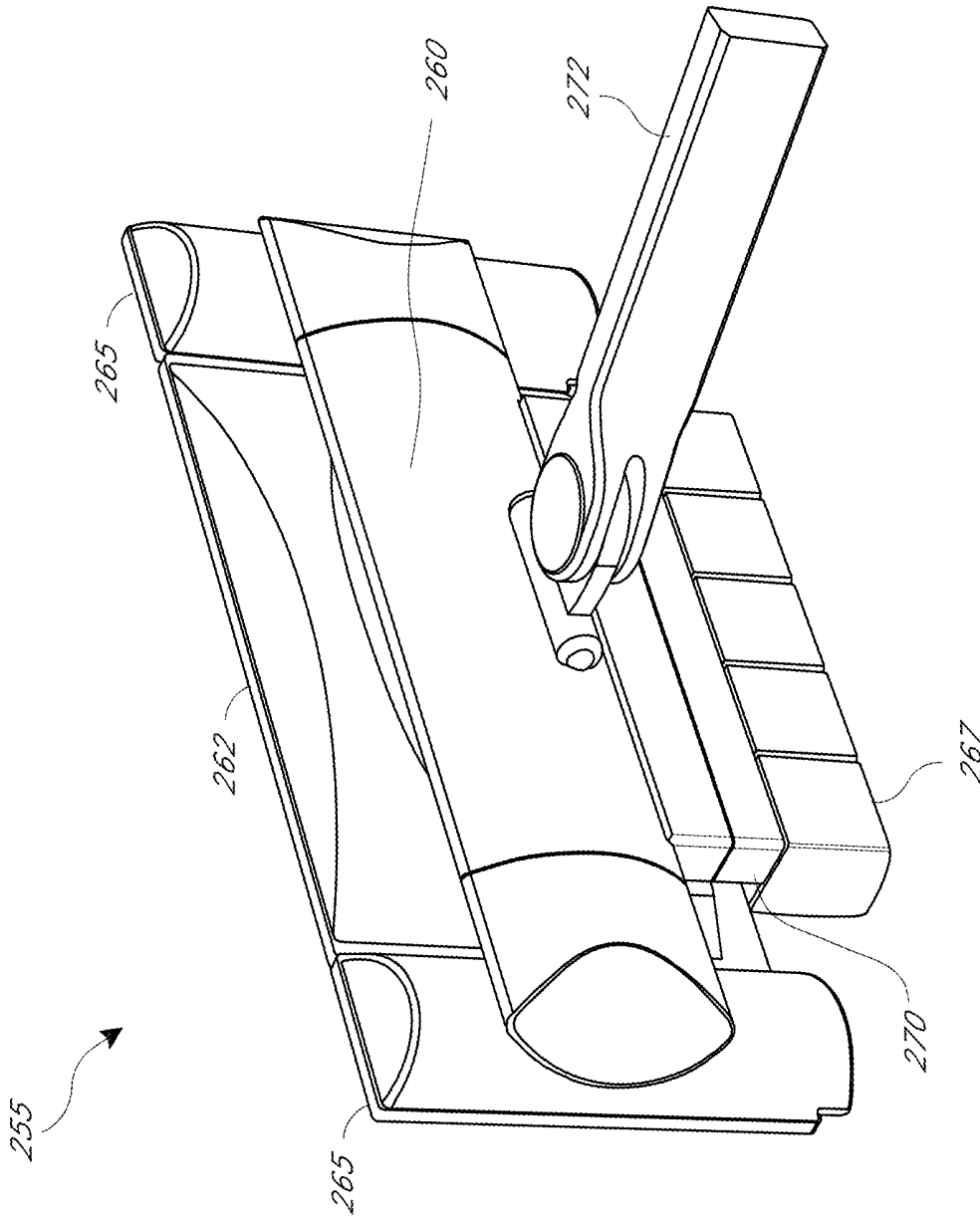


FIG. 2H

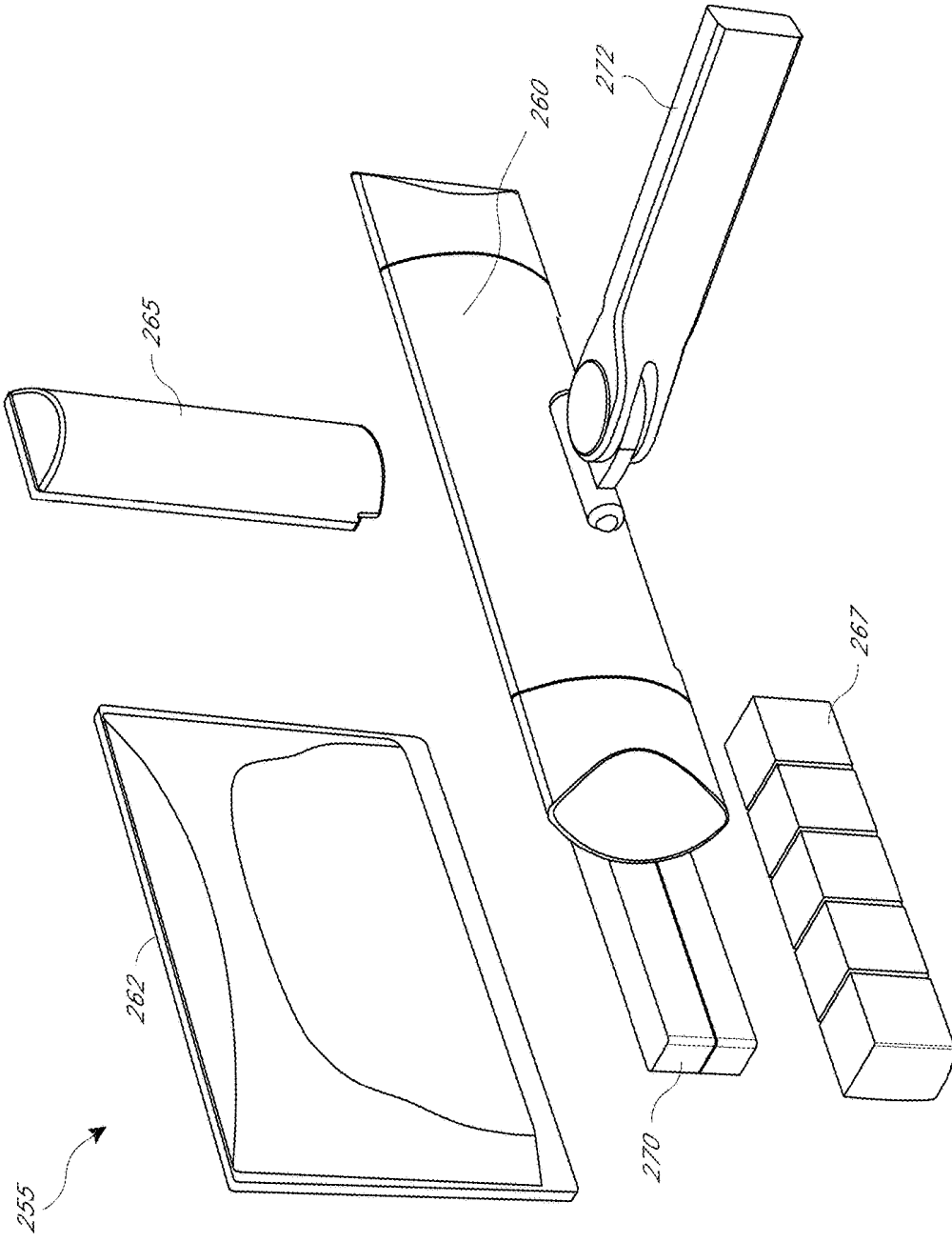



FIG. 2I



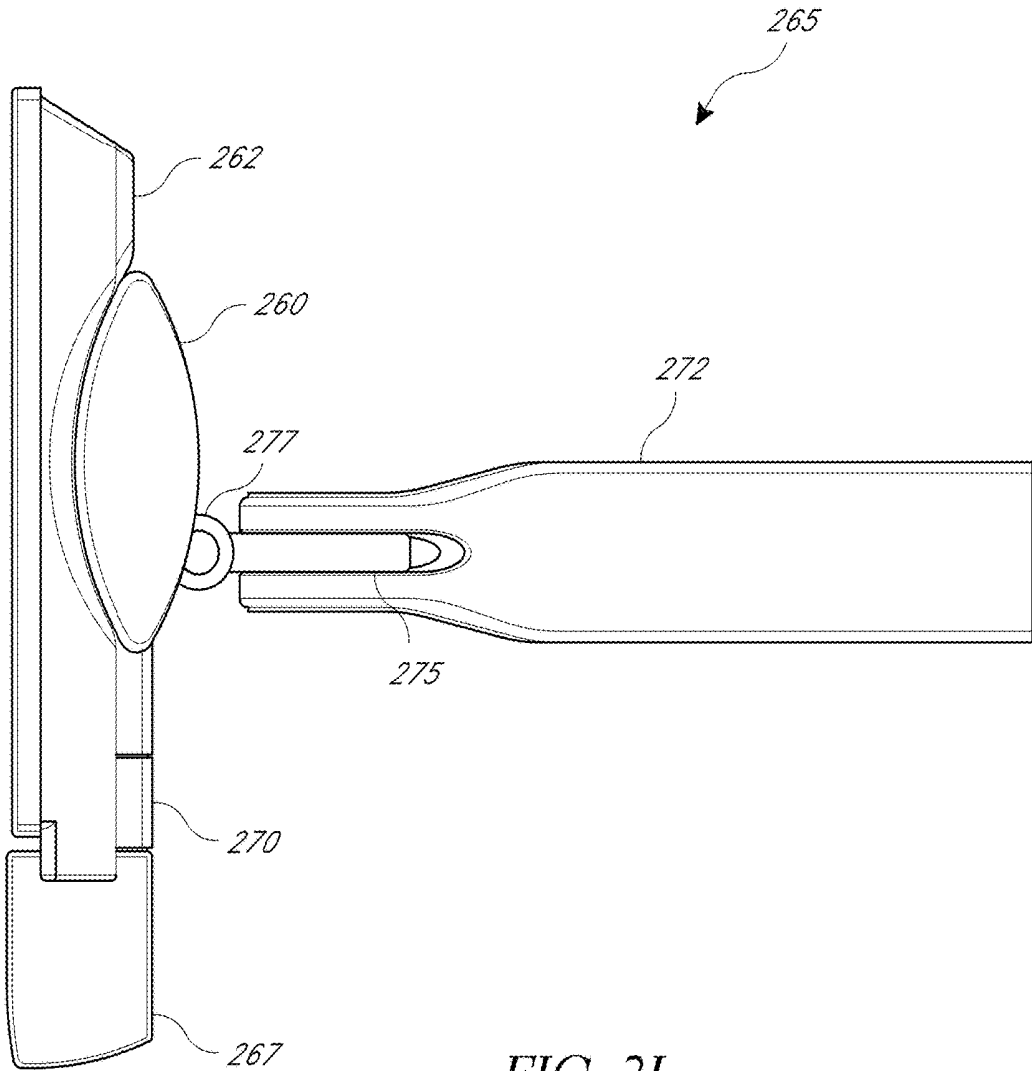


FIG. 2J

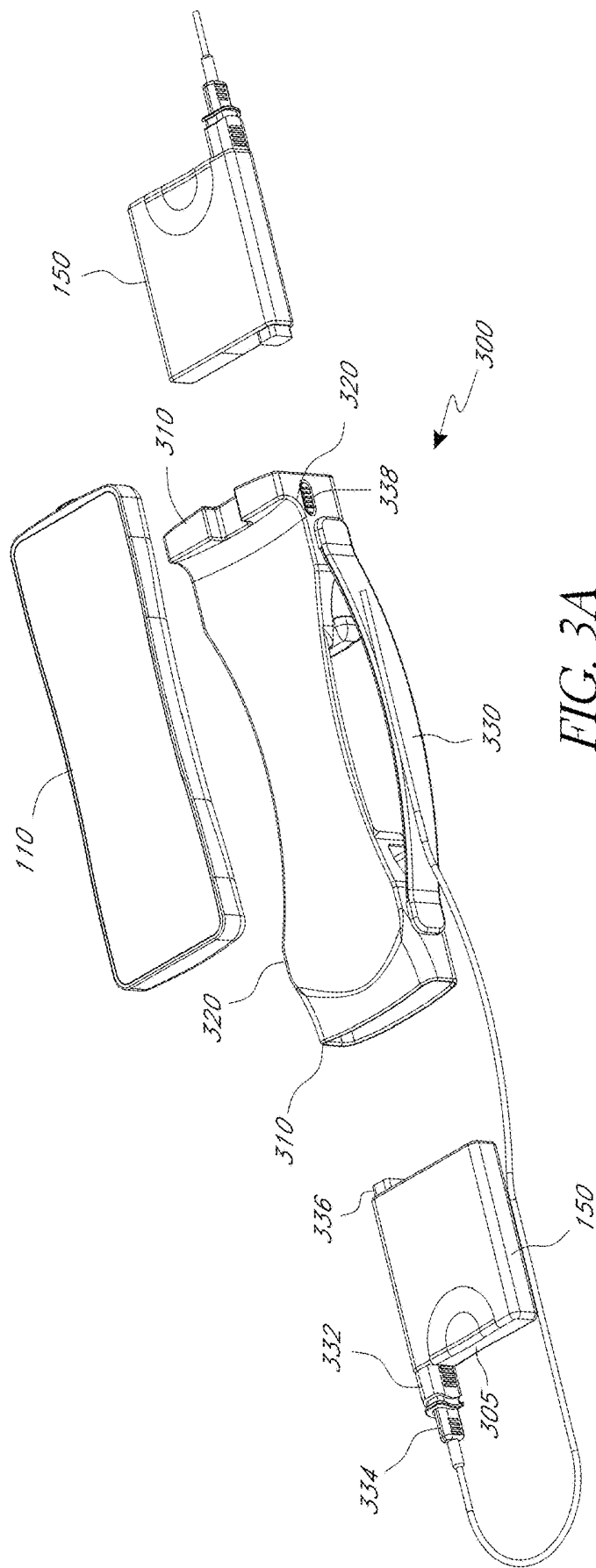


FIG. 3A

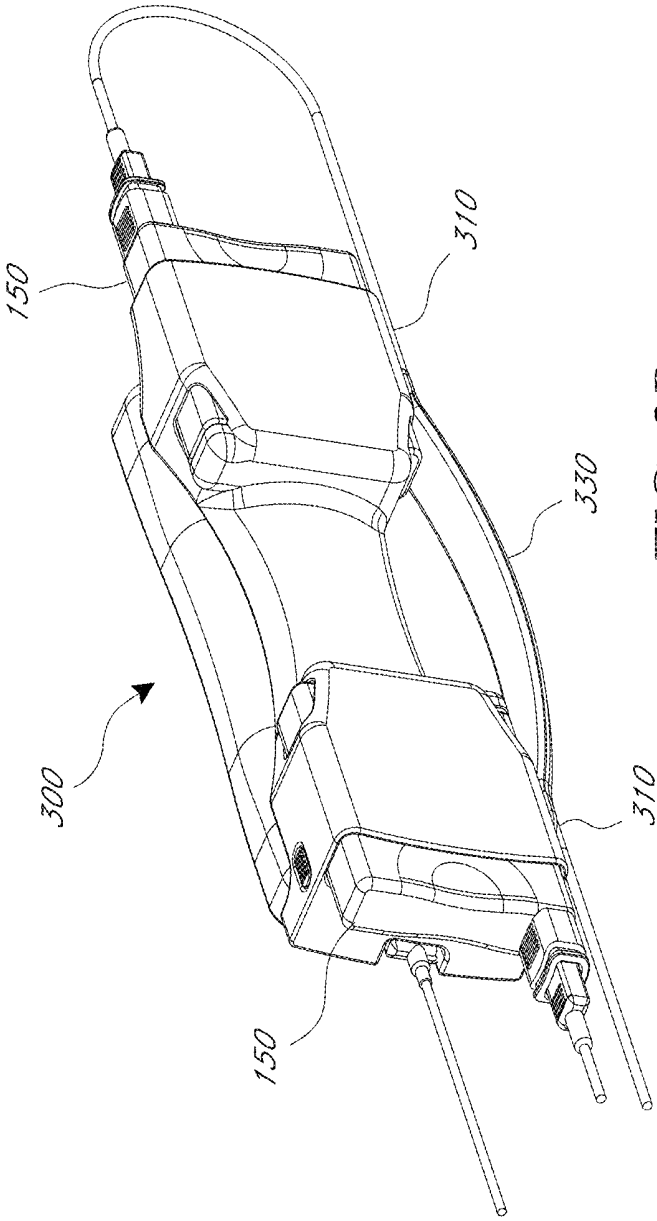


FIG. 3B

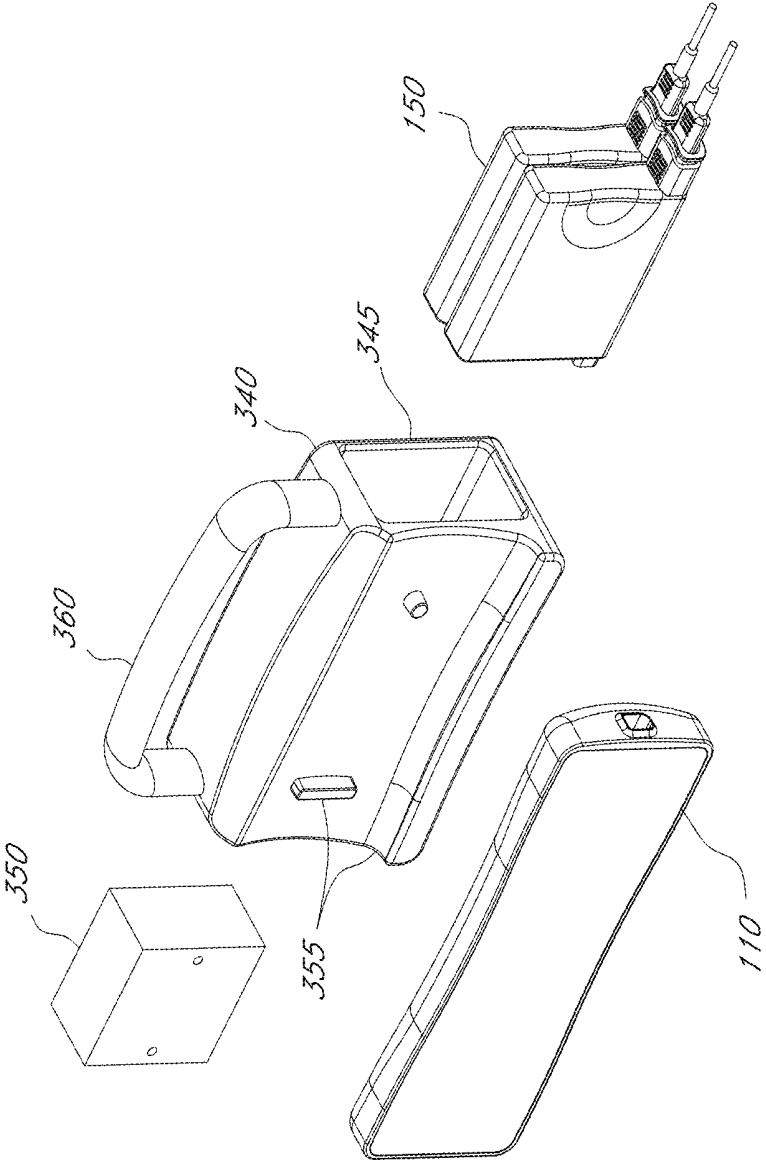


FIG. 3C

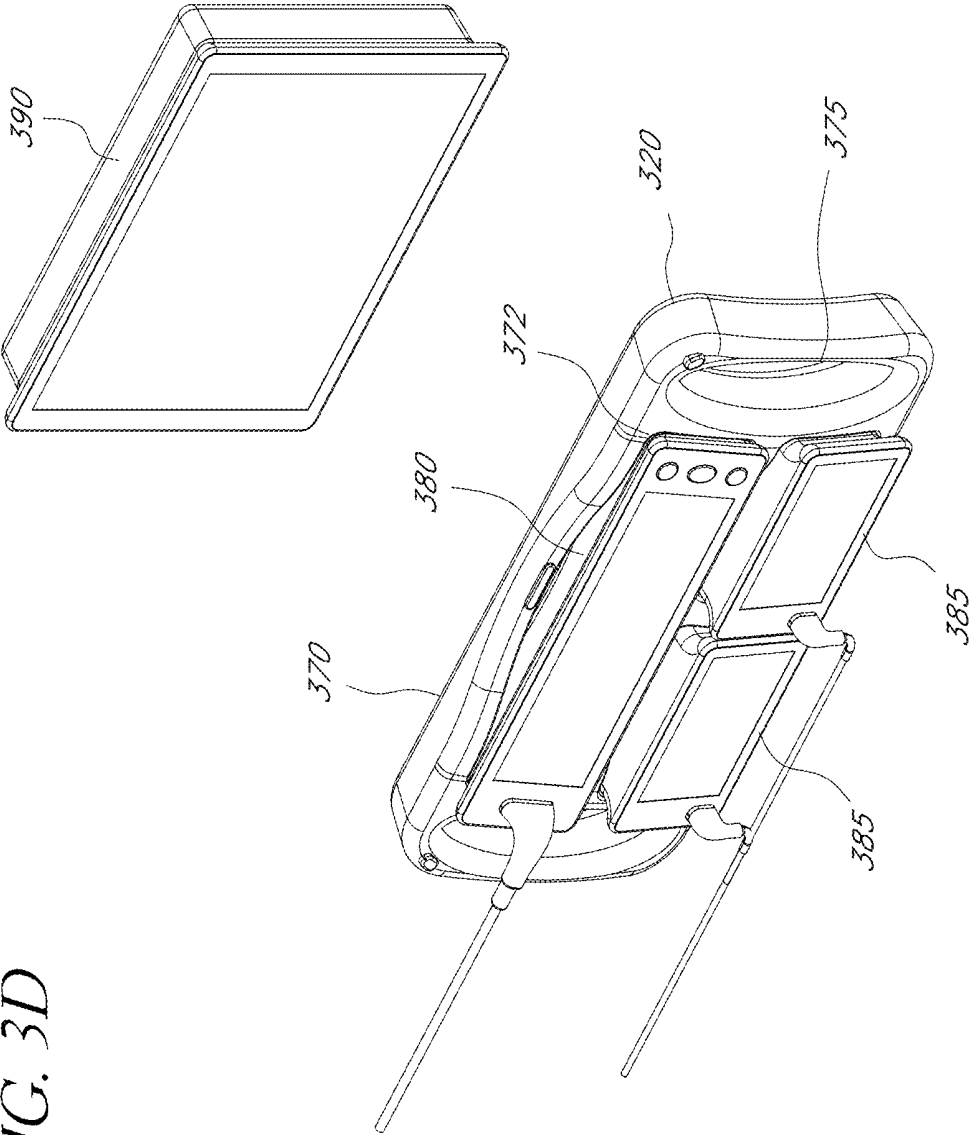


FIG. 3D

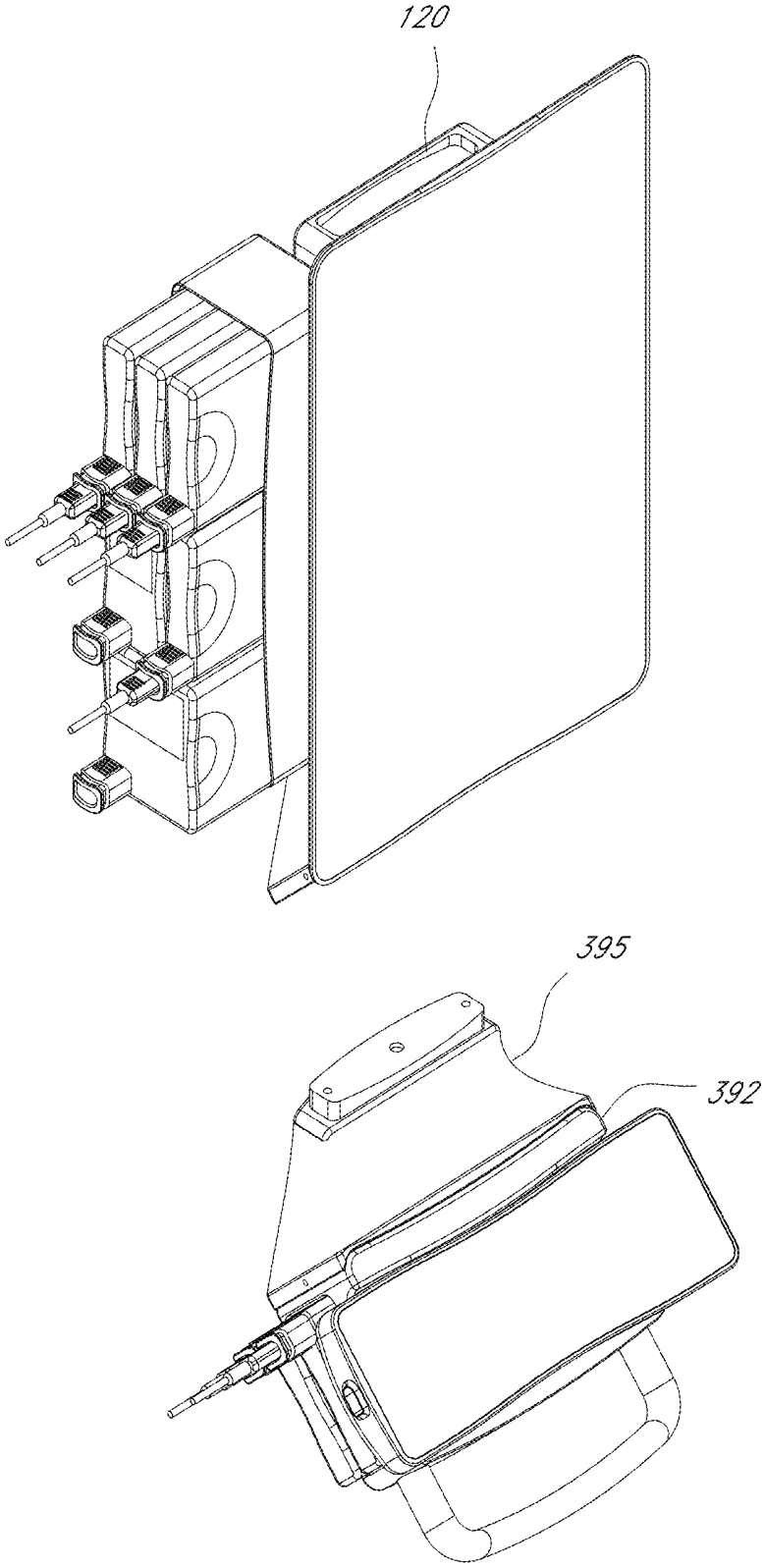


FIG. 3E

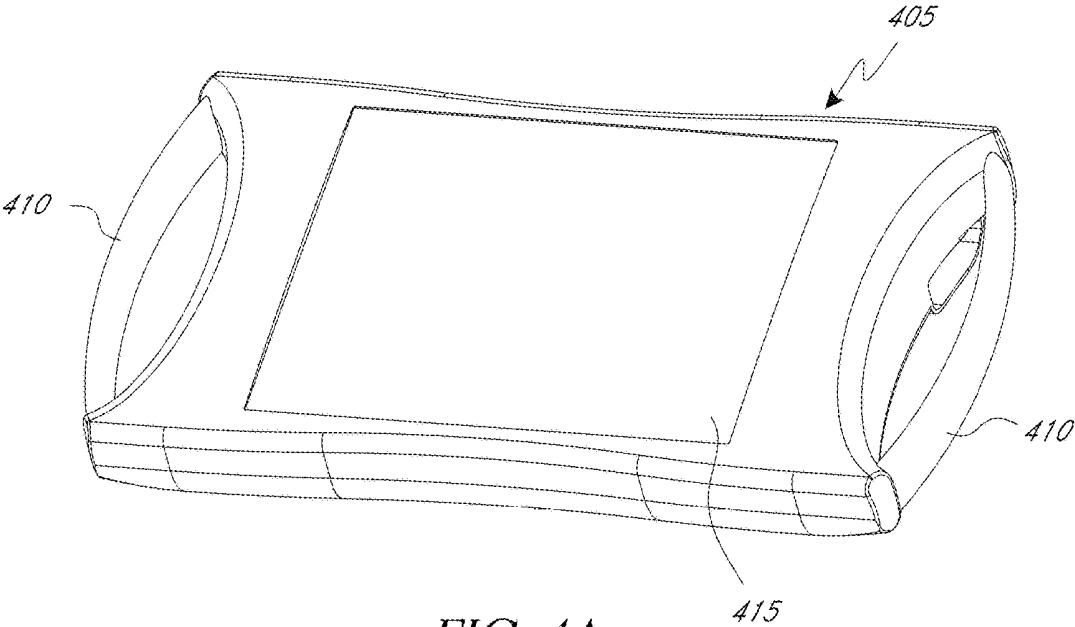


FIG. 4A

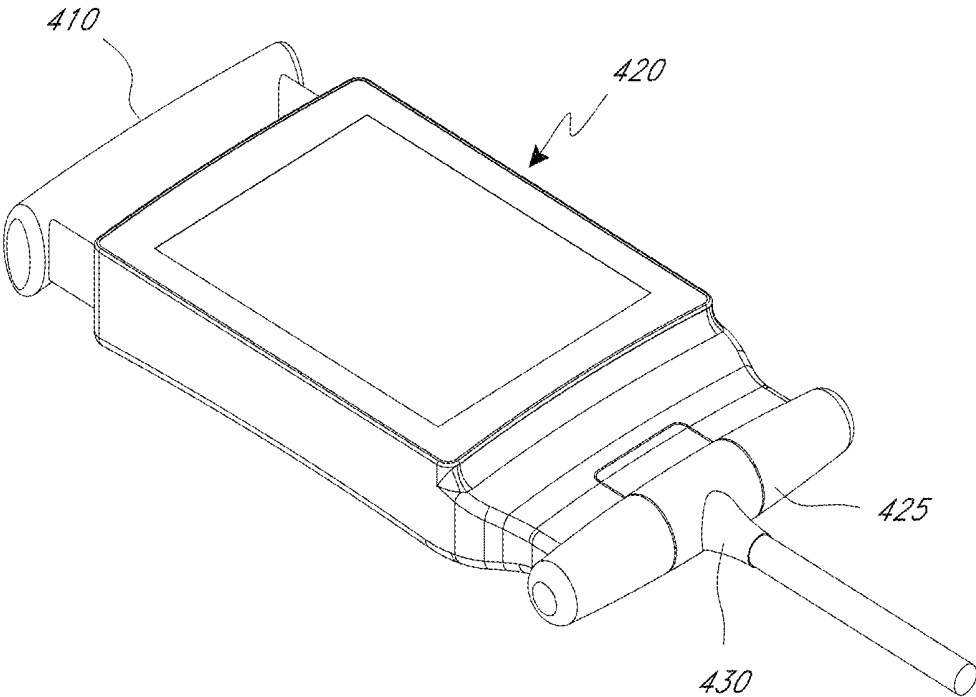


FIG. 4B

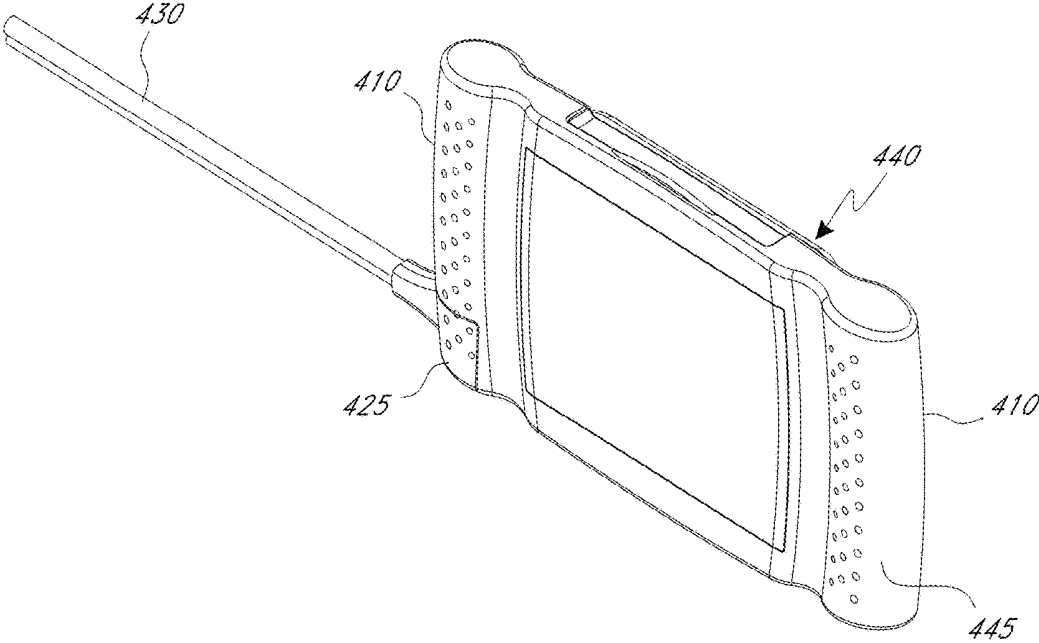


FIG. 4C

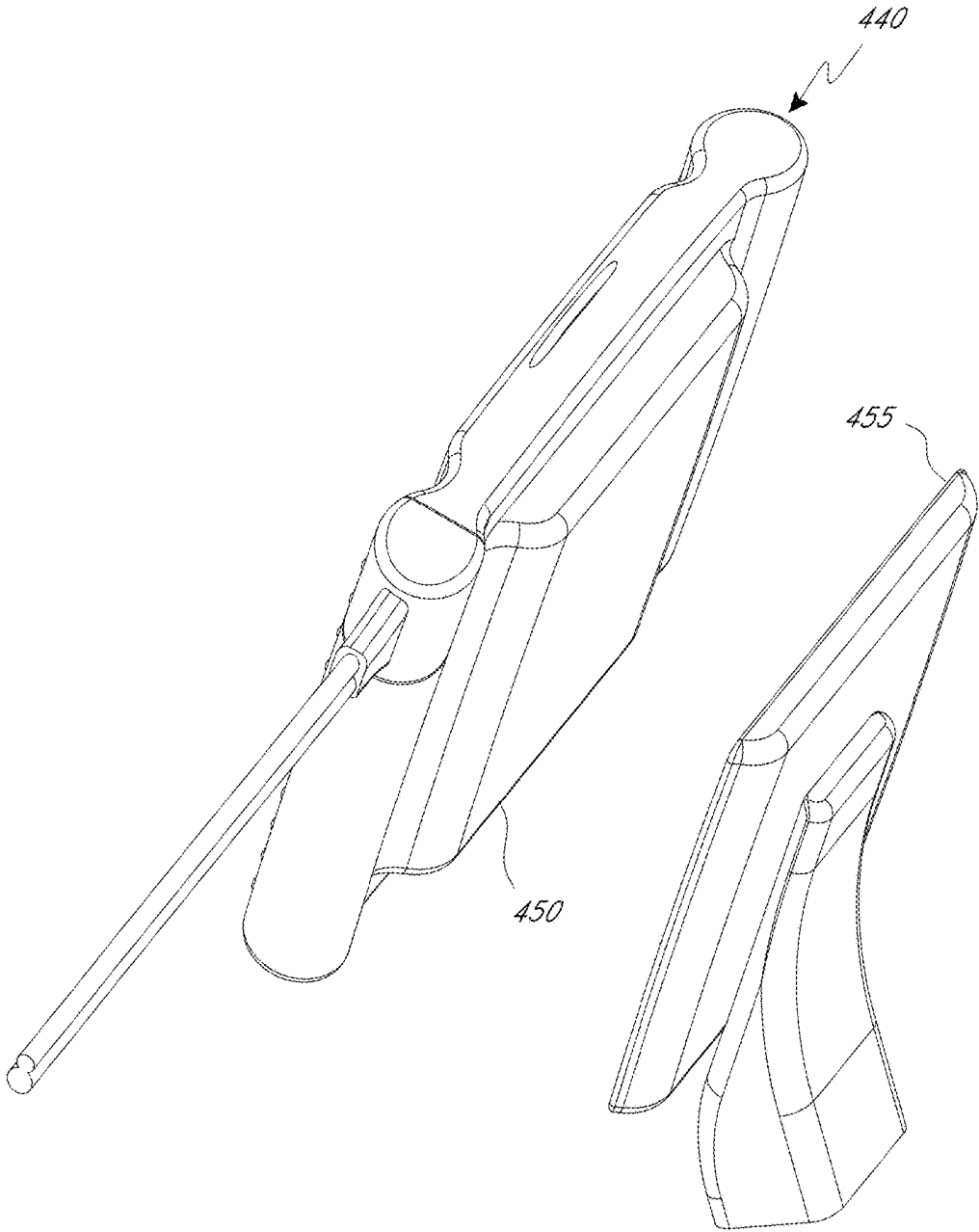


FIG. 4D

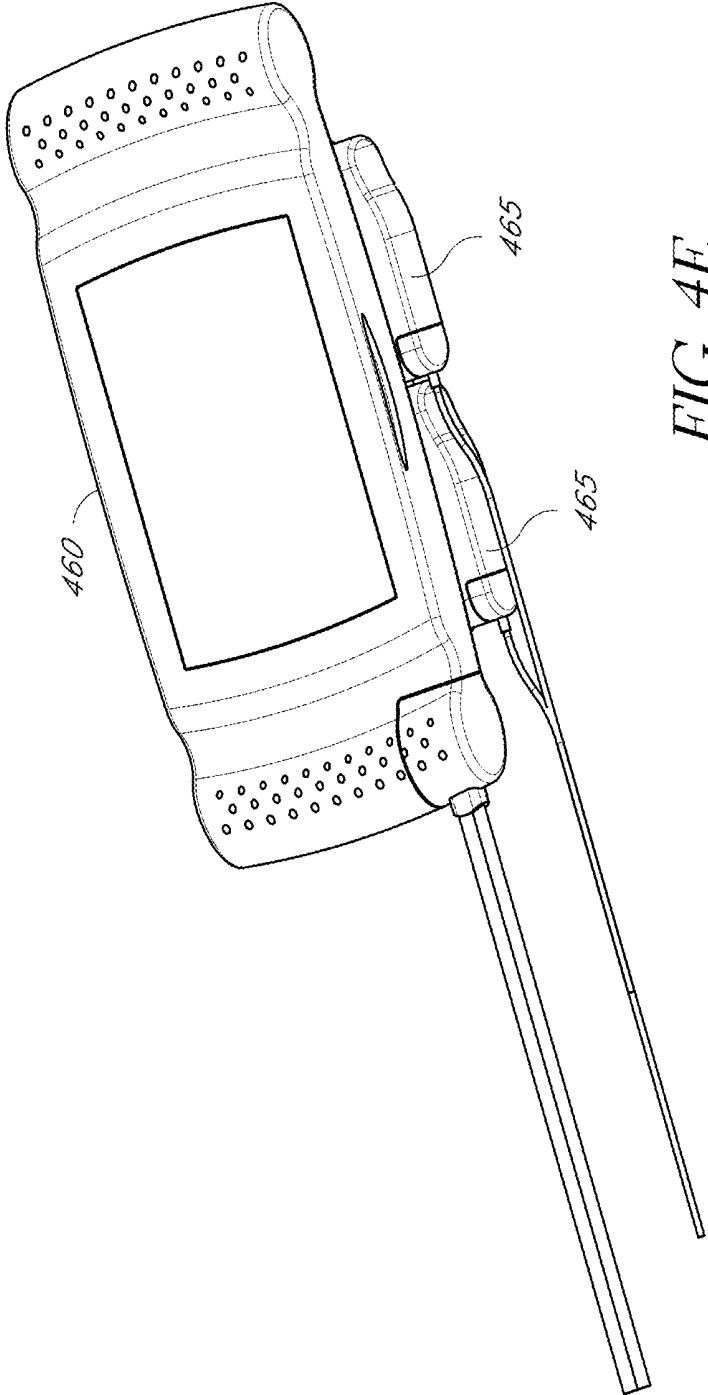


FIG. 4E

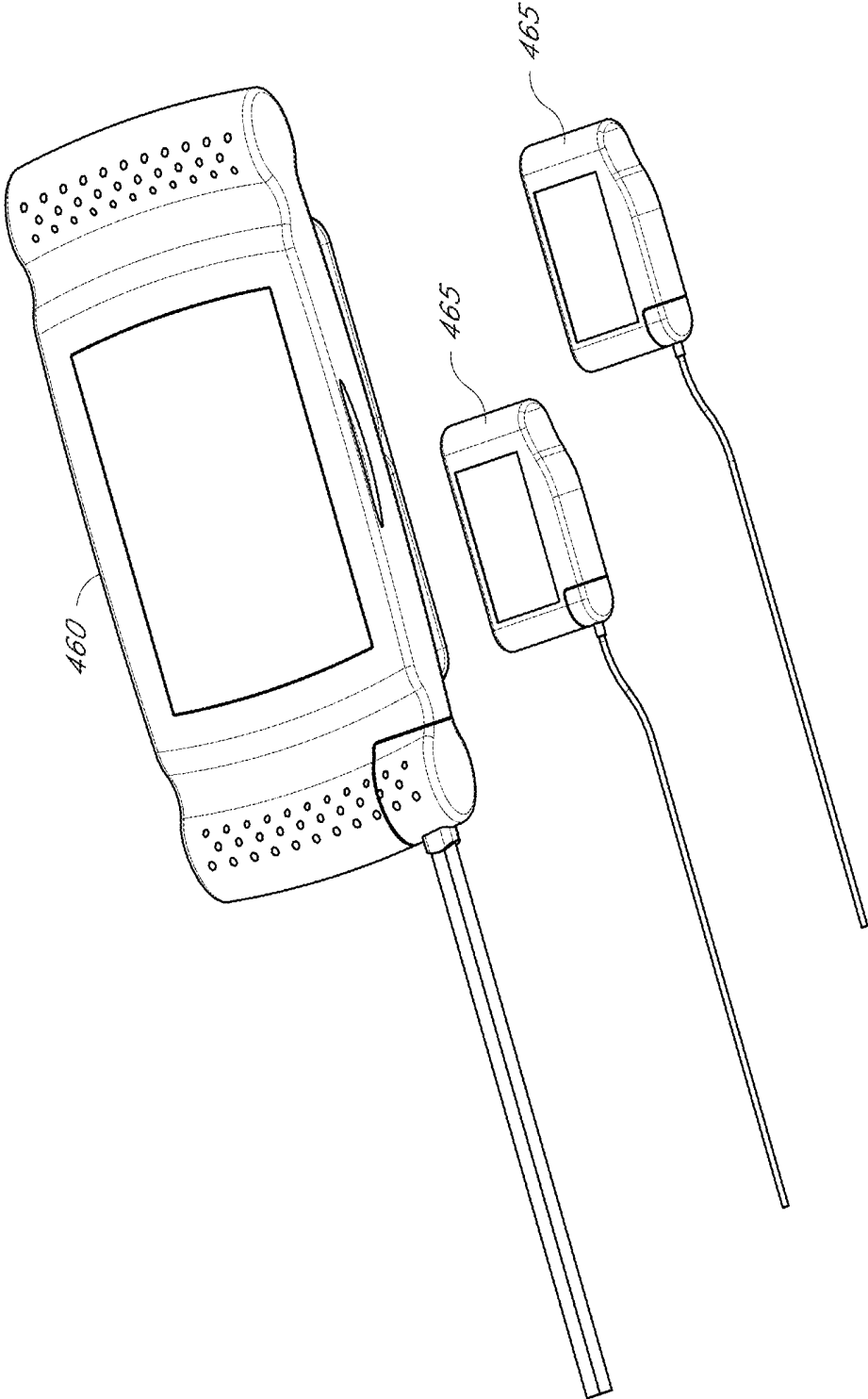


FIG. 4F

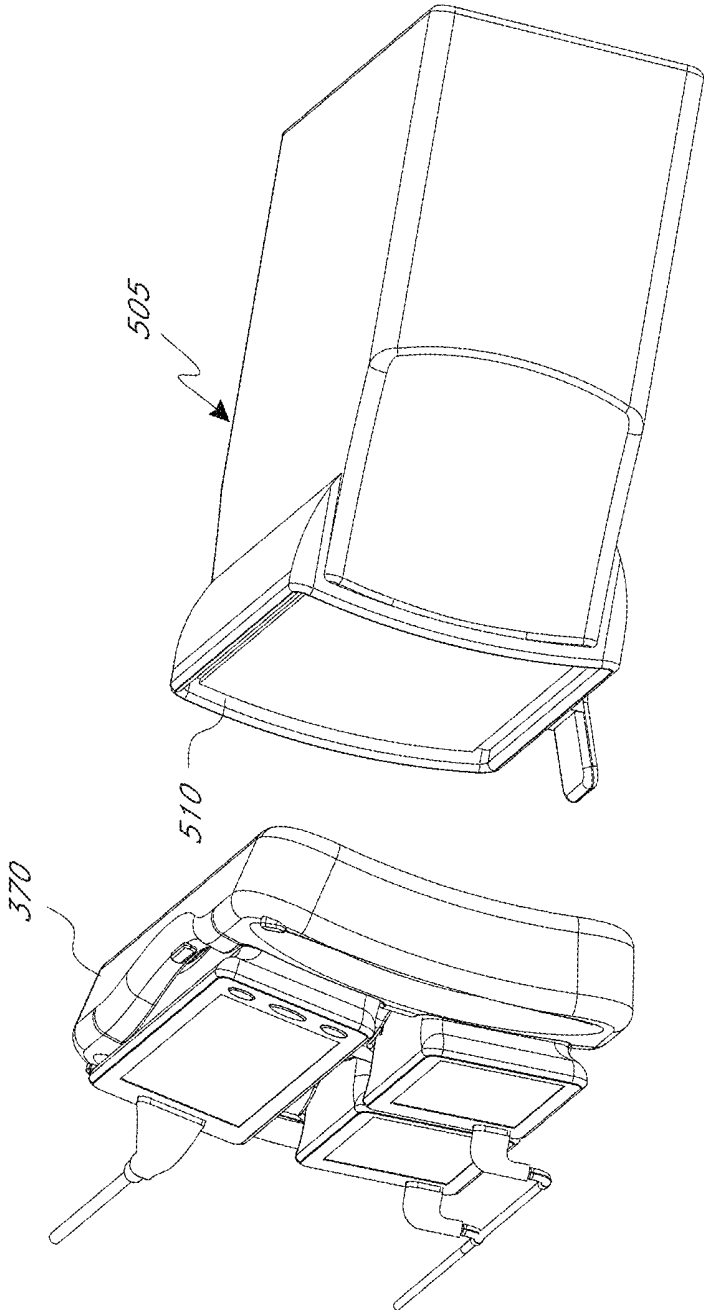


FIG. 5AI

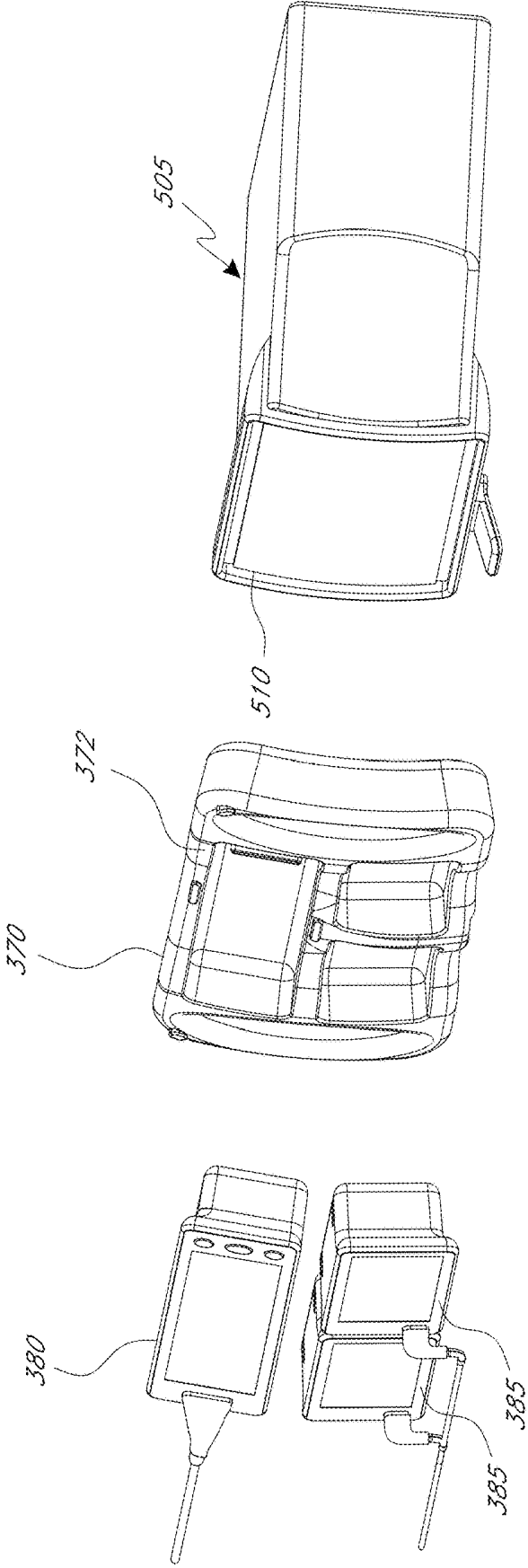


FIG. 5A2

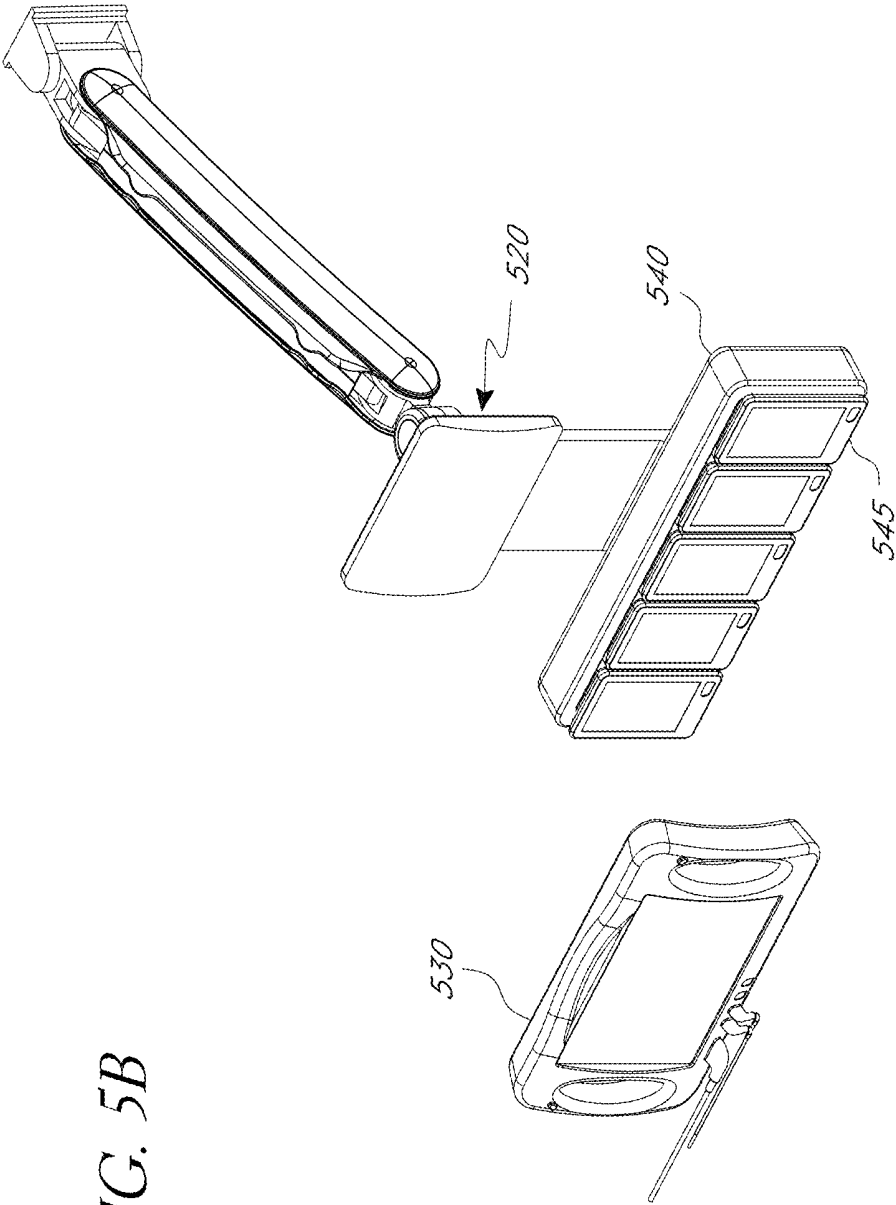


FIG. 5B

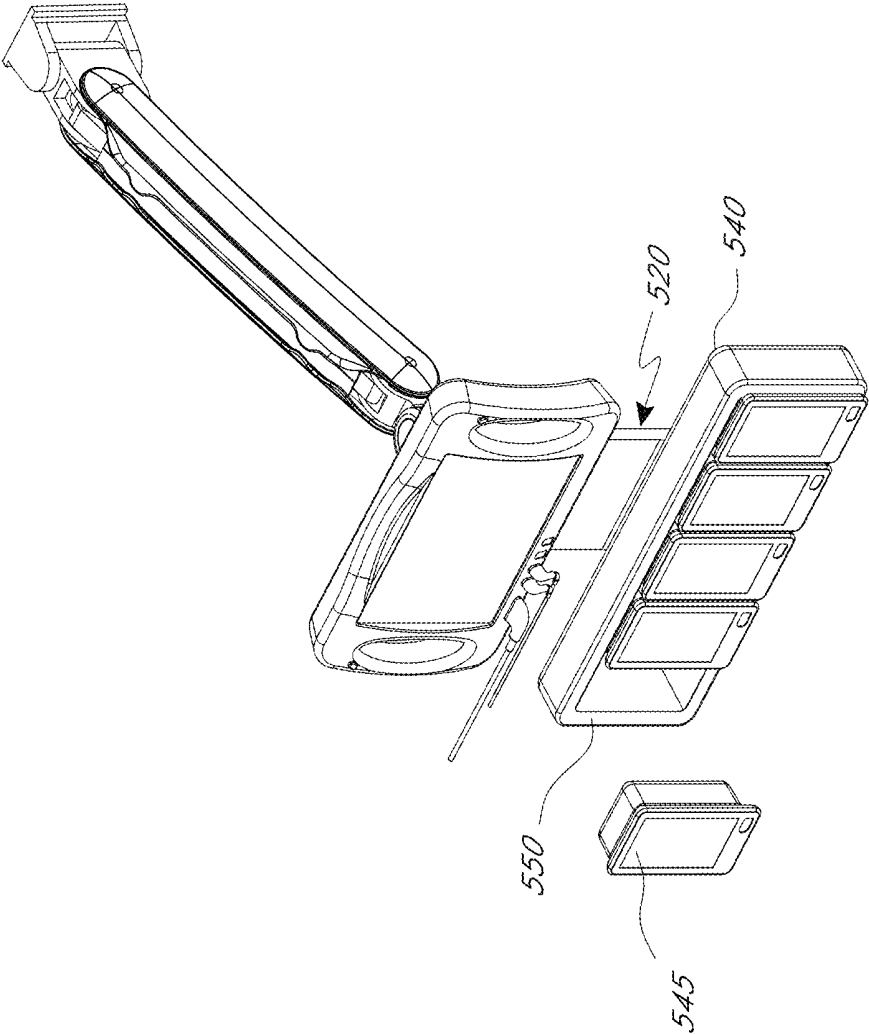


FIG. 5C

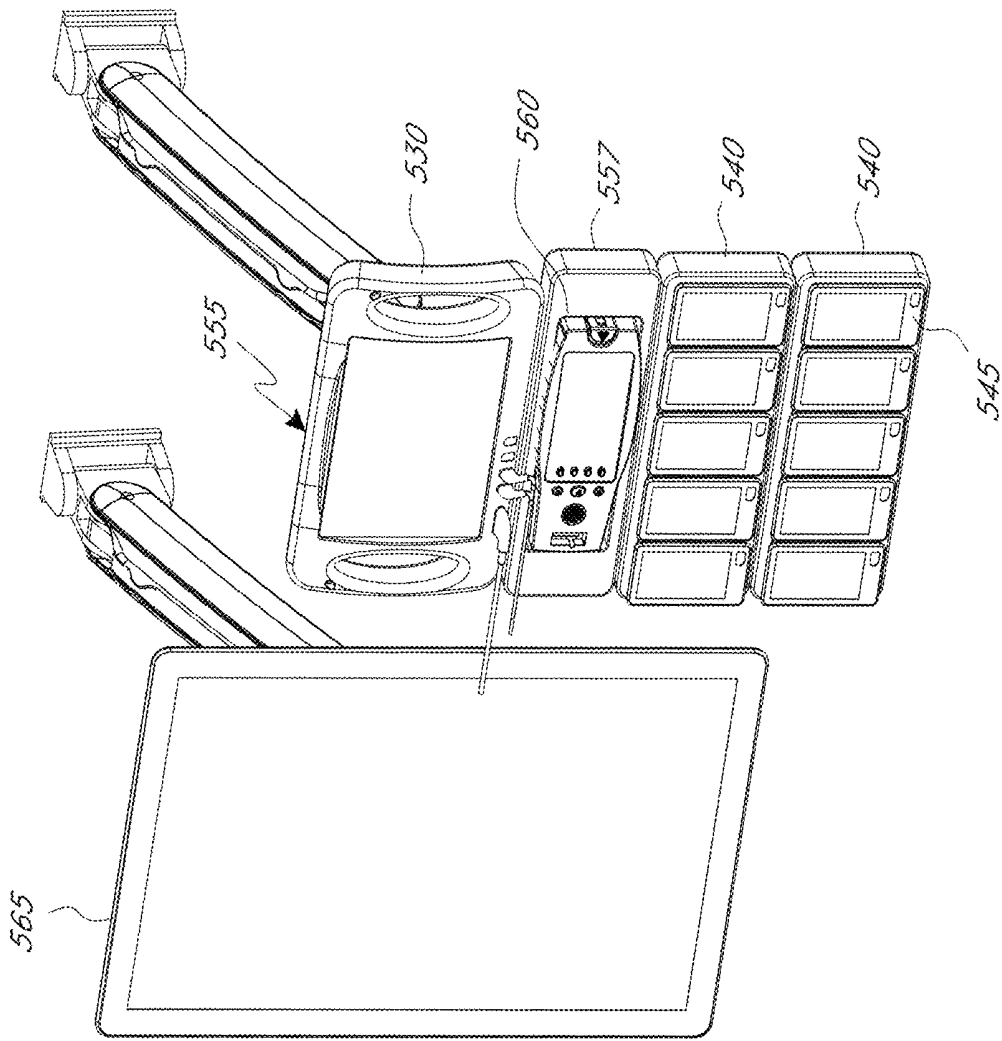


FIG. 5D

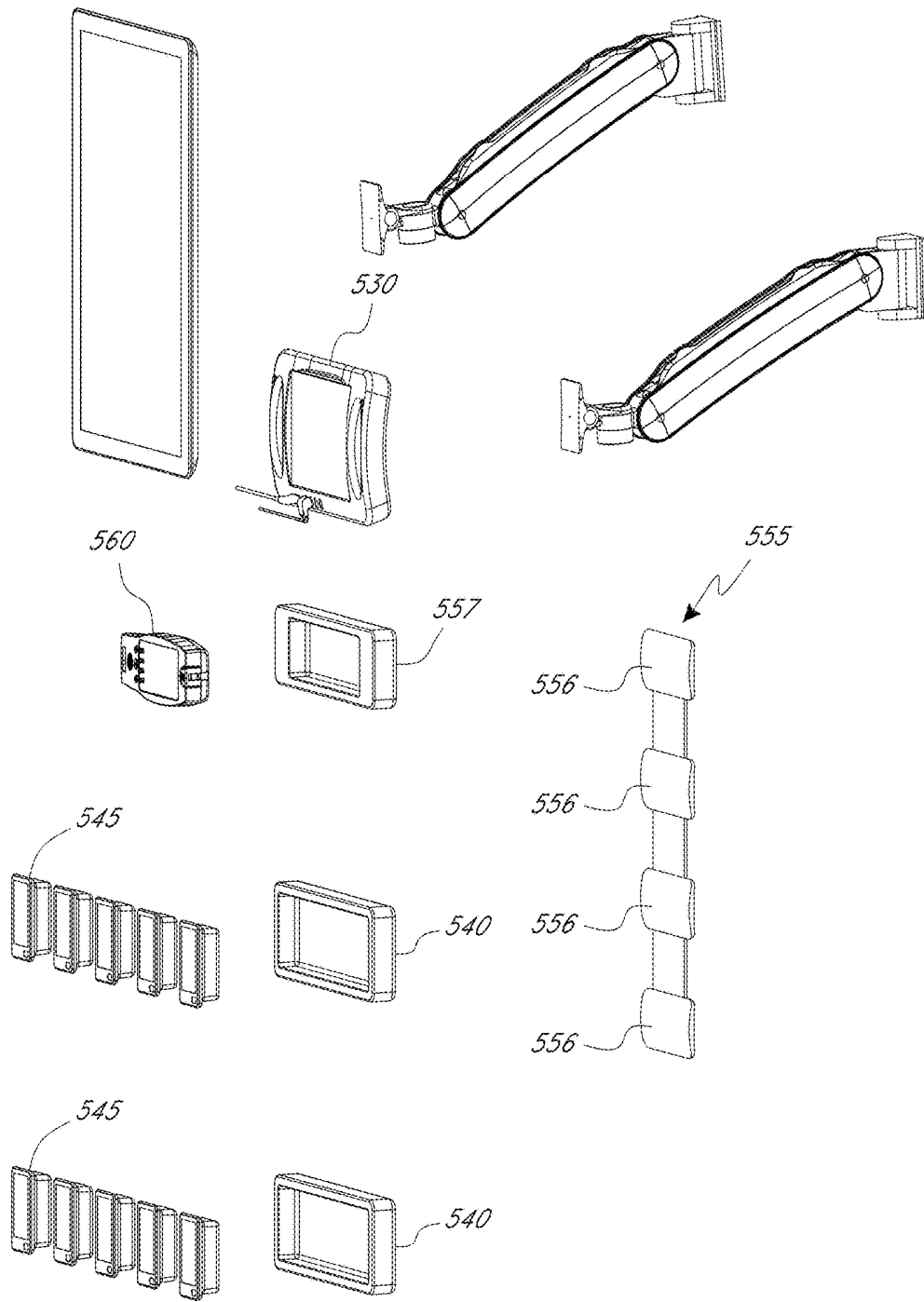
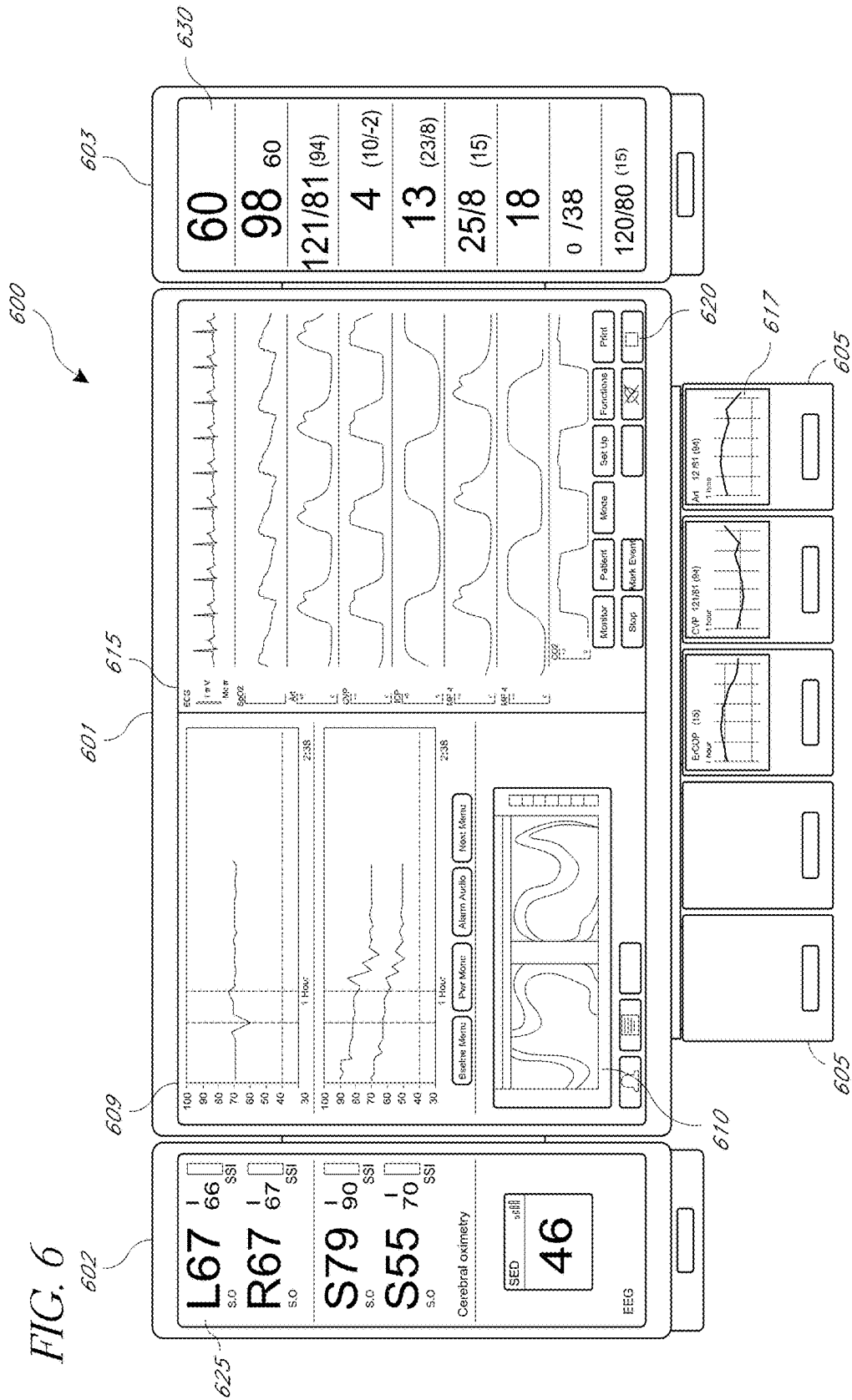


FIG. 5E



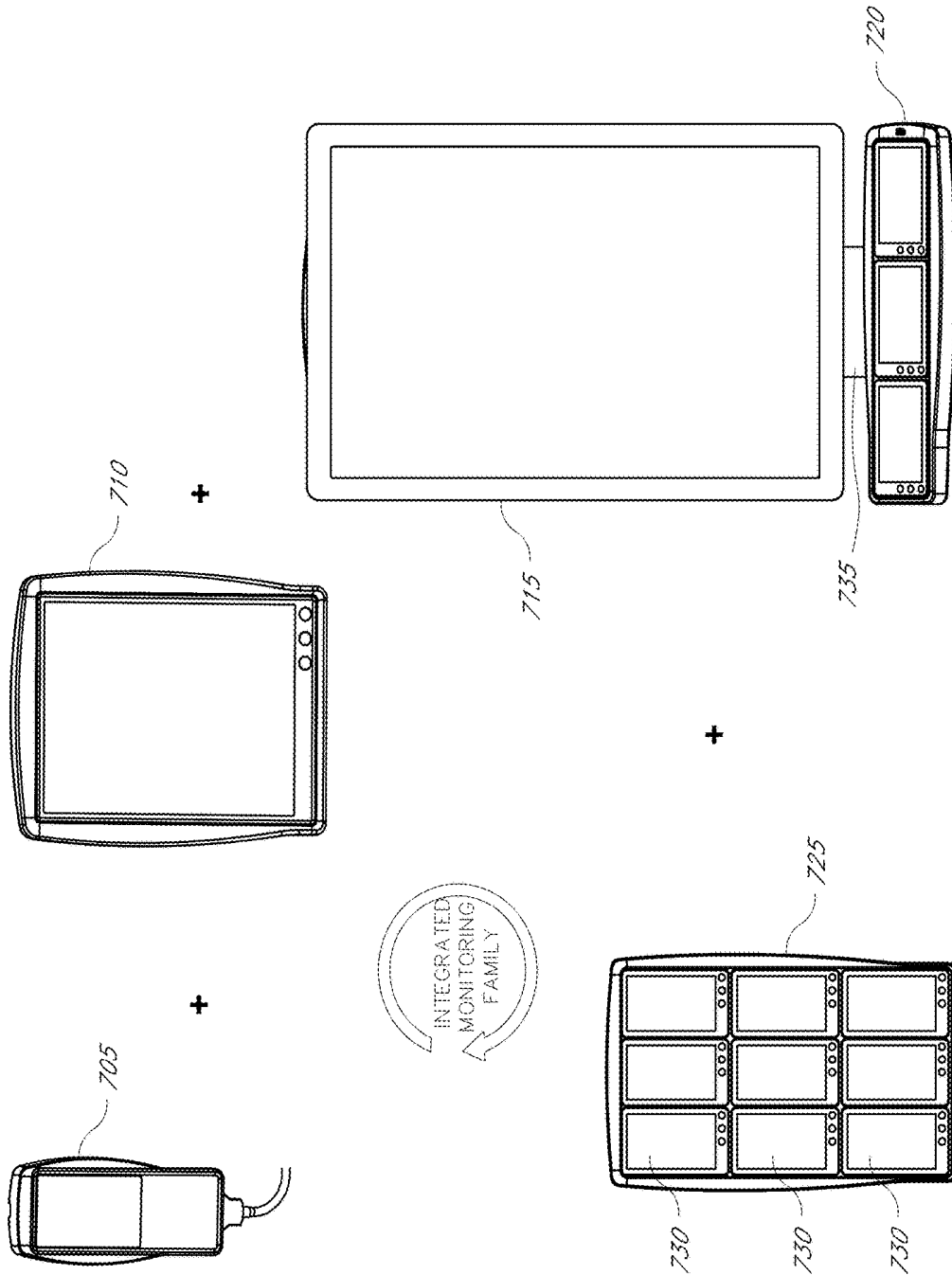


FIG. 7

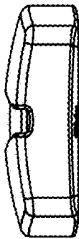


FIG. 8A

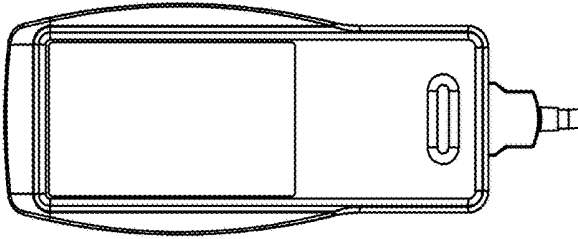


FIG. 8B



FIG. 8C

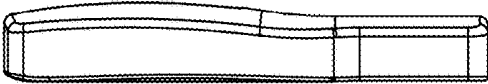


FIG. 8D

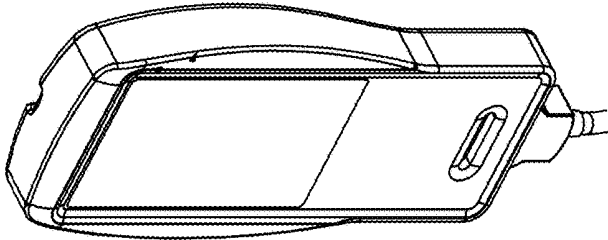


FIG. 8E

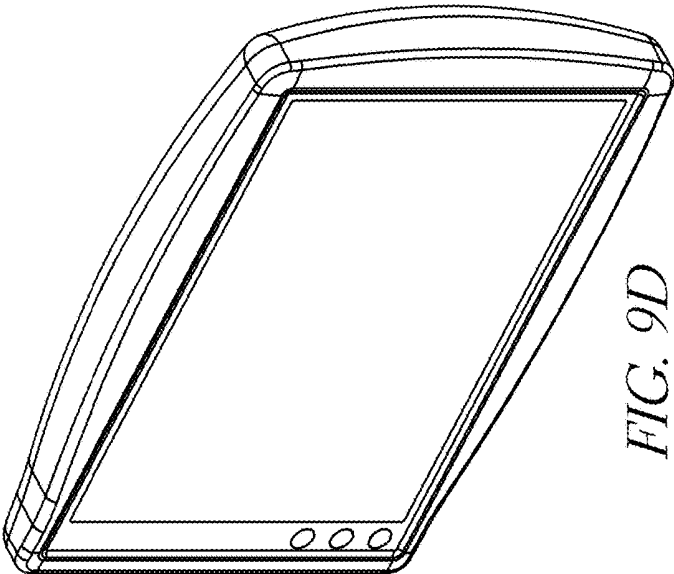


FIG. 9D




FIG. 9C



FIG. 9A

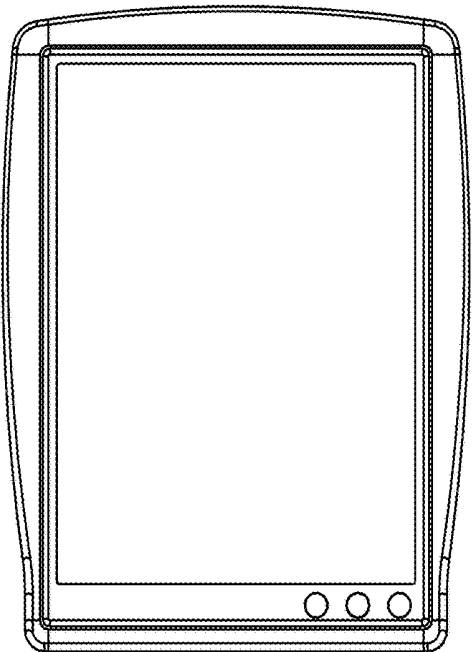


FIG. 9B

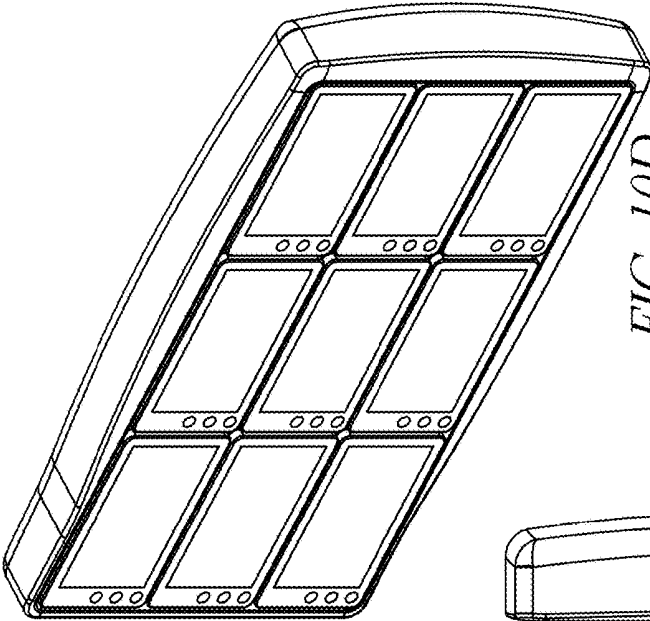


FIG. 10D



FIG. 10C



FIG. 10A




FIG. 10B

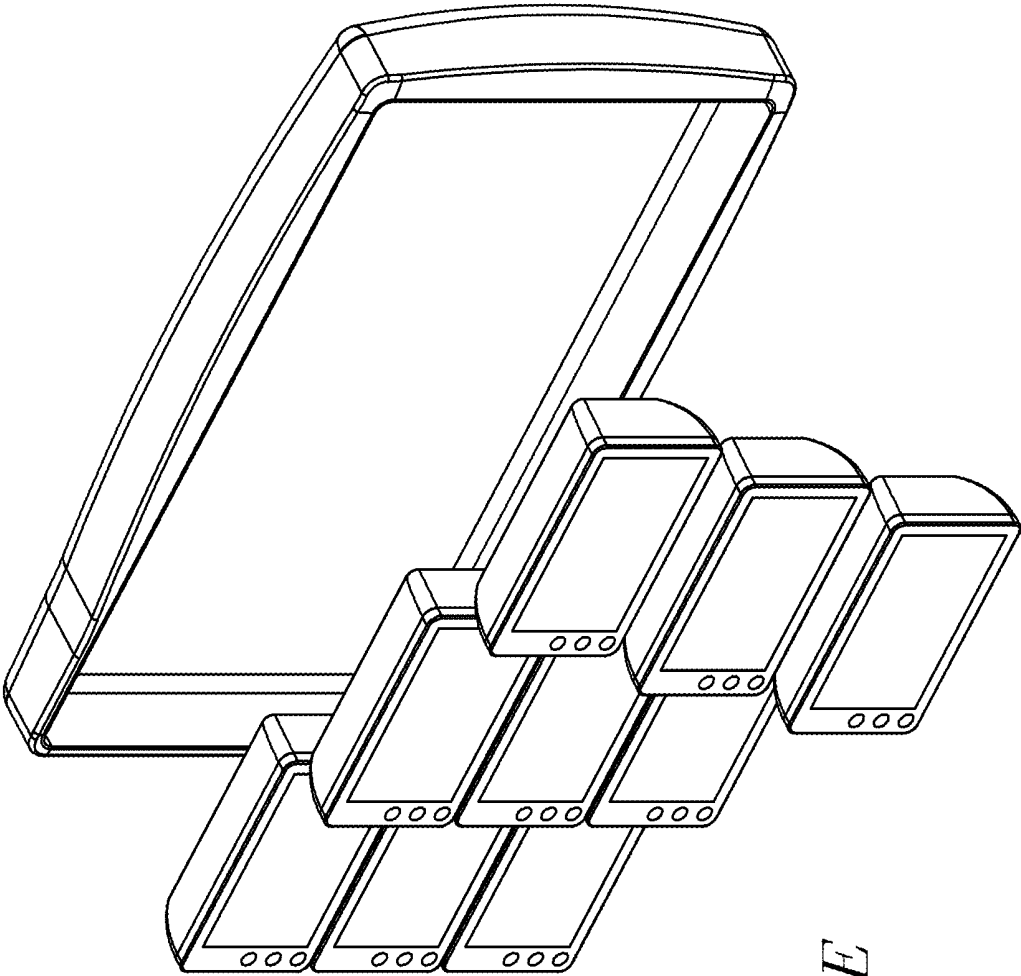


FIG. 10E

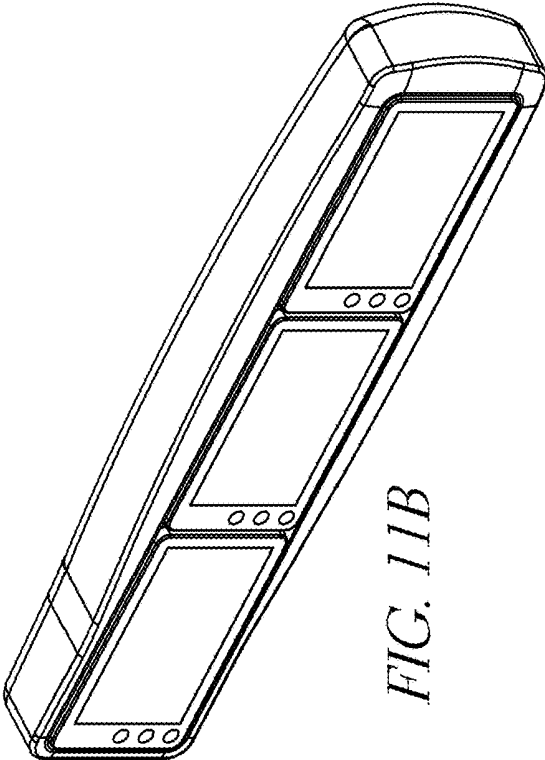


FIG. 11B



FIG. 11D



FIG. 11A




FIG. 11C




FIG. 11E




FIG. 12D

FIG. 12C




FIG. 12A




FIG. 12B

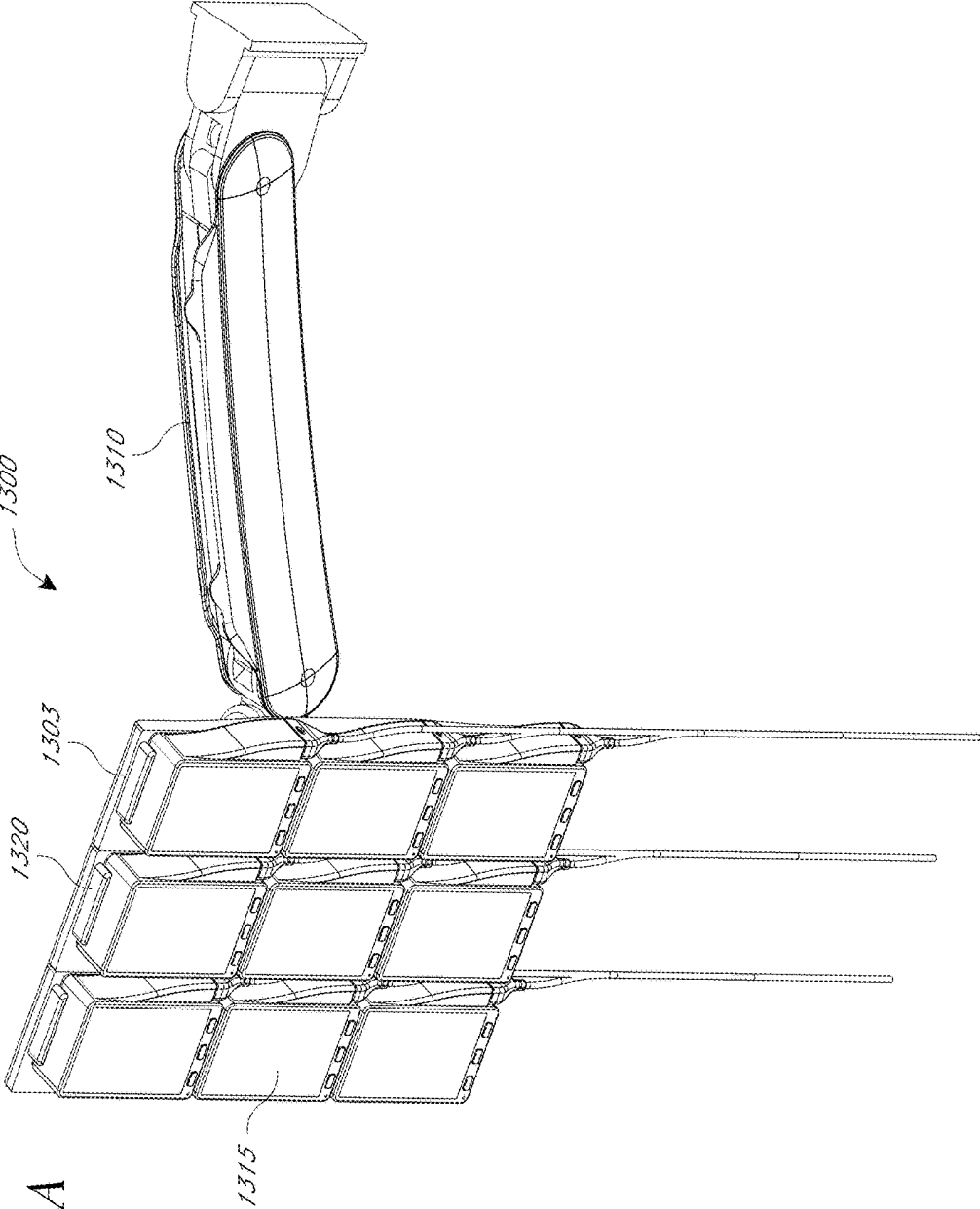


FIG. 13A

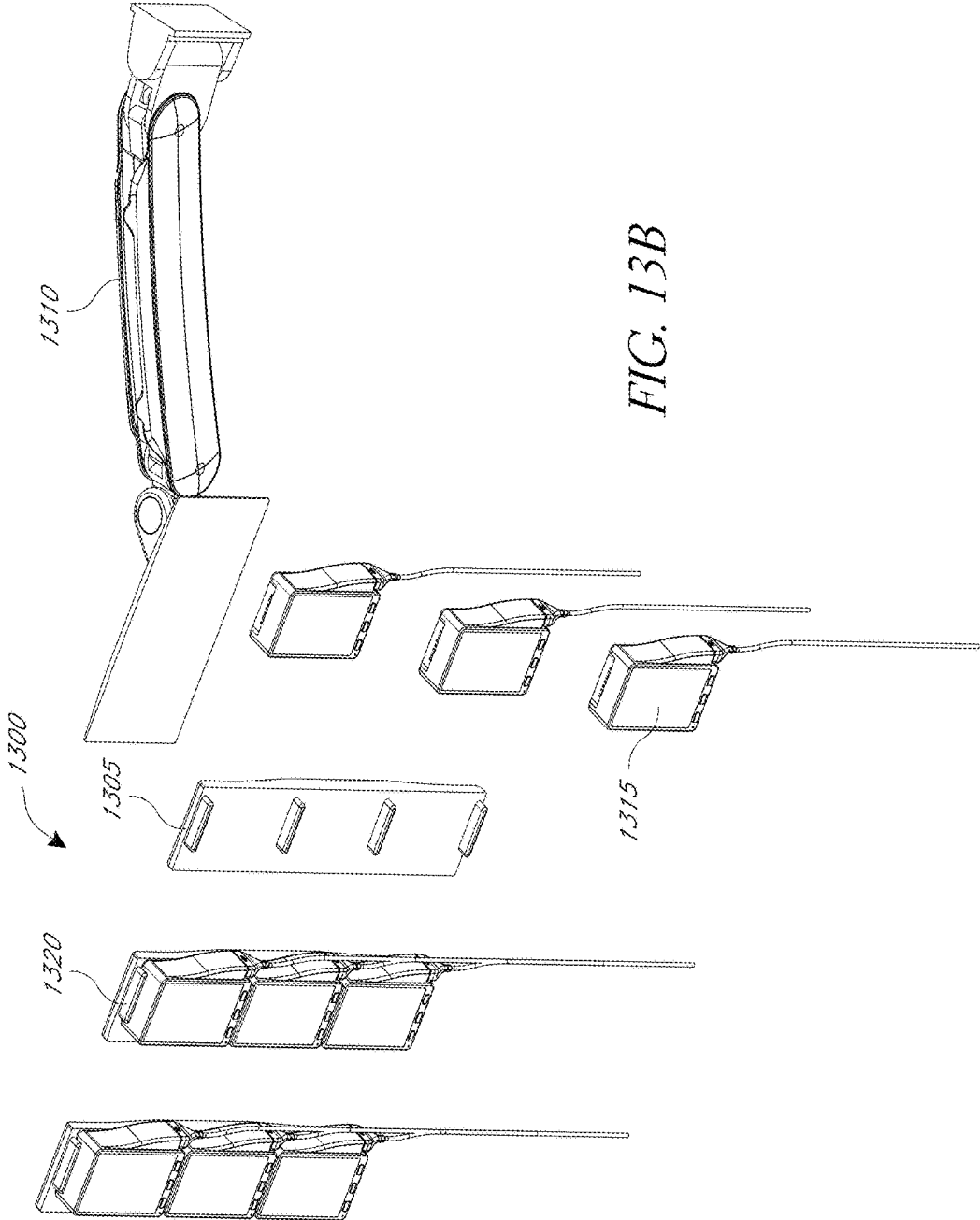


FIG. 13B

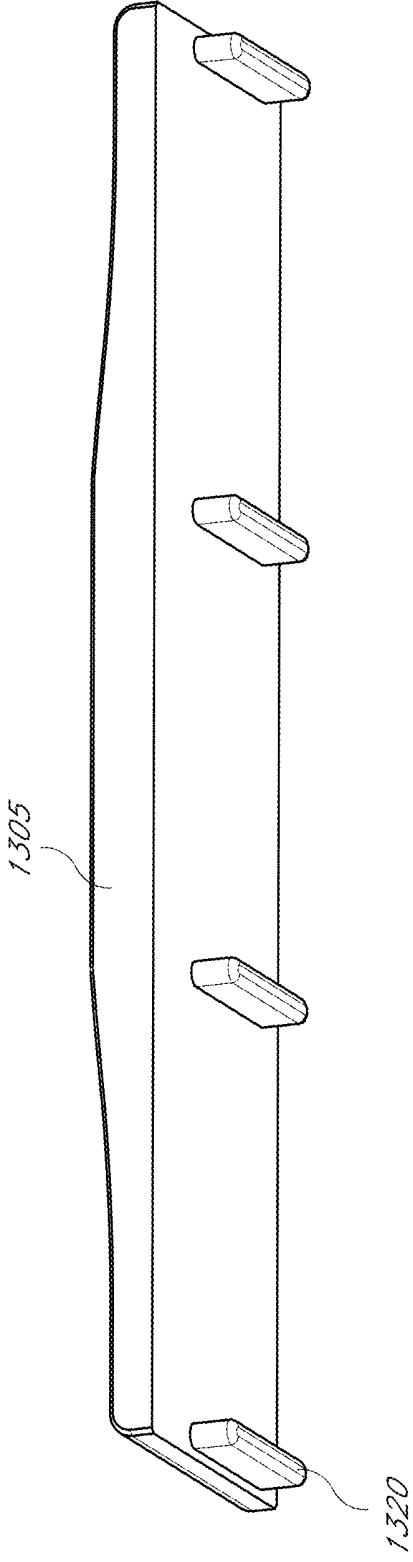


FIG. 13C

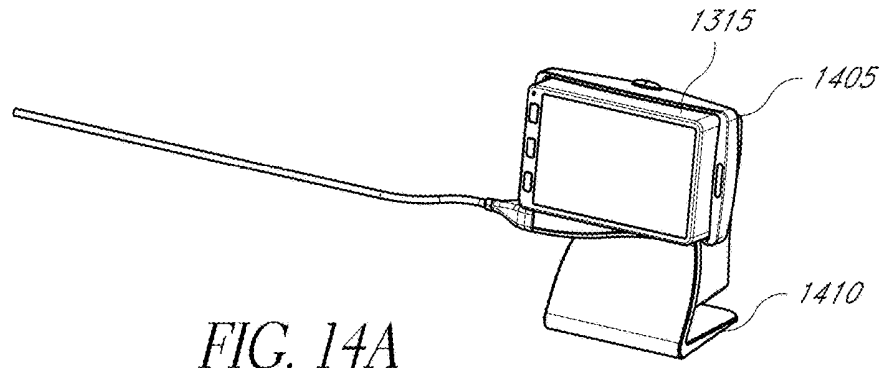


FIG. 14A

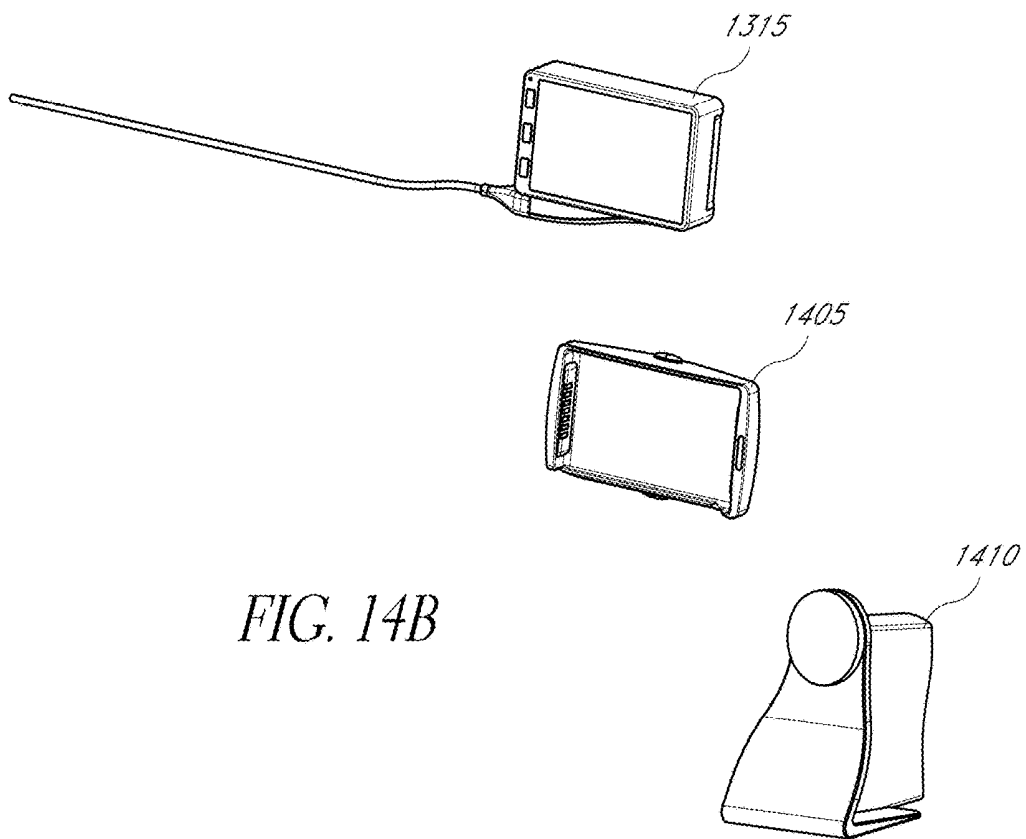


FIG. 14B

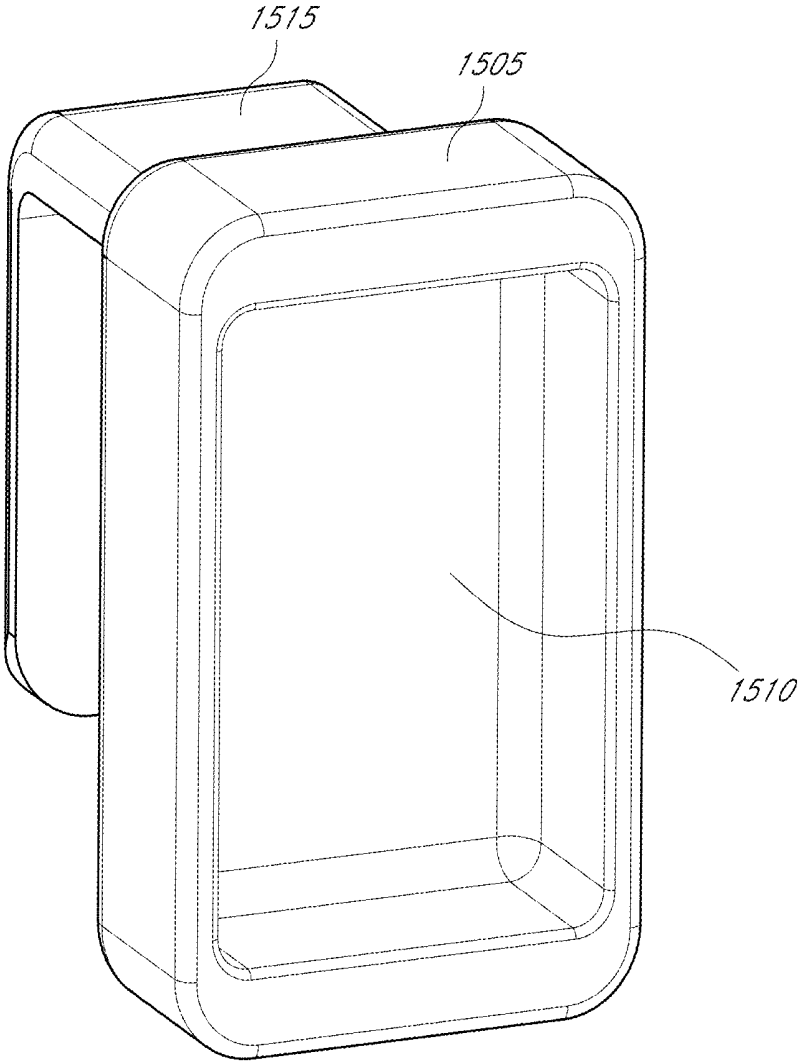


FIG. 15

MODULAR PATIENT MONITOR**CROSS-REFERENCE TO RELATED APPLICATIONS**

This application is a continuation of application Ser. No. 14/733,781, filed Jun. 8, 2015, entitled "Modular Patient Monitor," which is a continuation of application Ser. No. 13/039,218, filed Mar. 2, 2011, entitled "Modular Patient Monitor," which is a continuation of application Ser. No. 12/973,392, filed Dec. 20, 2010, entitled "Modular Patient Monitor," which claims priority benefit under 35 U.S.C. § 119 (e) from U.S. Provisional Application No. 61/405,125, filed Oct. 20, 2010, entitled "Modular Patient Monitor," U.S. Provisional Application No. 61/288,843, filed Dec. 21, 2009, entitled "Acoustic Respiratory Monitor," U.S. Provisional Application No. 61/290,436, filed Dec. 28, 2009, entitled "Acoustic Respiratory Monitor," U.S. Provisional Application No. 61/407,011, filed Oct. 26, 2010, entitled "Integrated Physiological Monitoring System," and U.S. Provisional Application No. 61/407,033, filed Oct. 27, 2010, entitled "Medical Diagnostic and Therapy System," which are incorporated herein by reference in their entirety.

FIELD OF THE DISCLOSURE

The disclosure relates to the field of physiological monitors, and more specifically to a modular monitoring system.

BACKGROUND OF THE DISCLOSURE

Patient monitoring of various physiological parameters of a patient is important to a wide range of medical applications. Oximetry is one of the techniques that has developed to accomplish the monitoring of some of these physiological characteristics. It was developed to study and to measure, among other things, the oxygen status of blood. Pulse oximetry—a noninvasive, widely accepted form of oximetry—relies on a sensor attached externally to a patient to output signals indicative of various physiological parameters, such as a patient's constituents and/or analytes, including for example a percent value for arterial oxygen saturation, carbon monoxide saturation, methemoglobin saturation, fractional saturations, total hematocrit, bilirubins, perfusion quality, or the like. A pulse oximetry system generally includes a patient monitor, a communications medium such as a cable, and/or a physiological sensor having light emitters and a detector, such as one or more LEDs and a photodetector. The sensor is attached to a tissue site, such as a finger, toe, ear lobe, nose, hand, foot, or other site having pulsatile blood flow which can be penetrated by light from the emitters. The detector is responsive to the emitted light after attenuation by pulsatile blood flowing in the tissue site. The detector outputs a detector signal to the monitor over the communication medium, which processes the signal to provide a numerical readout of physiological parameters such as oxygen saturation (SpO₂) and/or pulse rate.

High fidelity pulse oximeters capable of reading through motion induced noise are disclosed in U.S. Pat. Nos. 7,096,054, 6,813,511, 6,792,300, 6,770,028, 6,658,276, 6,157,850, 6,002,952, 5,769,785, and 5,758,644, which are assigned to Masimo Corporation of Irvine, Calif. ("Masimo Corp.") and are incorporated by reference herein. Advanced physiological monitoring systems can incorporate pulse oximetry in addition to advanced features for the calculation and display of other blood parameters, such as carboxyhemoglobin

(HbCO), methemoglobin (HbMet), total hemoglobin (Hbt), total Hematocrit (Hct), oxygen concentrations, glucose concentrations, blood pressure, electrocardiogram data, temperature, and/or respiratory rate as a few examples. Typically, the physiological monitoring system provides a numerical readout of and/or waveform of the measured parameter.

Advanced physiological monitors and multiple wavelength optical sensors capable of measuring parameters in addition to SpO₂, such as HbCO, HbMet and/or Hbt are described in at least U.S. patent application Ser. No. 11/367,013, filed Mar. 1, 2006, entitled Multiple Wavelength Sensor Emitters and U.S. patent application Ser. No. 11/366,208, filed Mar. 1, 2006, entitled Noninvasive Multi-Parameter Patient Monitor, assigned to Masimo Laboratories, Inc. and incorporated by reference herein. Pulse oximetry monitors and sensors are described in U.S. Pat. No. 5,782,757 entitled Low Noise Optical Probes and U.S. Pat. No. 5,632,272 entitled Signal Processing Apparatus, both incorporated by reference herein. Further, noninvasive blood parameter monitors and optical sensors including Rainbow™ adhesive and reusable sensors and RAD-57™ and Radical-7™ monitors capable of measuring SpO₂, pulse rate, perfusion index (PI), signal quality (SiQ), pulse variability index (PVI), HbCO and/or HbMet, among other parameters, are also commercially available from Masimo Corp. Acoustic respiration sensors and monitors are described in U.S. Pat. No. 6,661,161 entitled Piezoelectric Biological Sound Monitor with Printed Circuit Board and U.S. patent application Ser. No. 11/547,570 filed Jun. 19, 2007 entitled Non-Invasive Monitoring of Respiration Rate, Heart Rate and Apnea, both incorporated by reference herein.

SUMMARY OF THE DISCLOSURE

A modular patient monitor provides a multipurpose, scalable solution for various patient monitoring applications. In an embodiment, a modular patient monitor utilizes multiple wavelength optical sensor and/or acoustic sensor technologies to provide blood constituent monitoring and acoustic respiration monitoring (ARM) at its core, including pulse oximetry parameters and additional blood parameter measurements such as carboxyhemoglobin (HbCO) and methemoglobin (HbMet).

Expansion modules provide measurement and/or processing of measurements for blood pressure BP, blood glucose, electrocardiography (ECG), CO₂, depth of sedation and cerebral oximetry to name a few. The modular patient monitor is advantageously scalable in features and cost from a base unit to a high-end unit with the ability to measure multiple parameters from a variety of sensors. In an embodiment, the modular patient monitor incorporates advanced communication features that allow interfacing with other patient monitors and medical devices.

Aspects of the present disclosure also include a transport dock for providing enhanced portability and functionally to handheld monitors. In an embodiment, the transport dock provides one or more docking interfaces for placing monitoring components in communication with other monitoring components. In an embodiment, the transport dock attaches to the modular patient monitor.

The modular patient monitor is adapted for use in hospital, sub-acute and general floor standalone, multi-parameter measurement applications by physicians, respiratory therapists, registered nurses and other trained clinical caregivers. It can be used in the hospital to interface with central monitoring and remote alarm systems. It also can be used to

obtain routine vital signs and advanced diagnostic clinical information and as an in-house transport system with flexibility and portability for patient ambulation. Further uses for the modular patient monitor can include clinical research and other data collection.

BRIEF DESCRIPTION OF THE DRAWINGS

Throughout the drawings, reference numbers may be re-used to indicate correspondence between referenced elements. The drawings are provided to illustrate embodiments of the disclosure described herein and not to limit the scope thereof.

FIGS. 1A-1C illustrate front and rear perspective views and an exploded view of an embodiment of a modular patient monitor **100** having a modular configuration;

FIGS. 2A-2B illustrate side and rear views of a modular patient monitor embodiment **200** having an attached stand;

FIGS. 2C-2D illustrate front and rear perspective views of an embodiment of the modular patient monitor having two handheld monitors attached to the docking station with each handheld monitor in a different orientation;

FIGS. 2E-2G illustrate front and rear perspective views and an exploded view of the modular patient monitor embodiment of FIGS. 2C and 2D attached to a mounting arm;

FIGS. 2H-2J illustrate rear perspective, exploded, and side views, respectively, of another embodiment of the modular patient monitor

FIGS. 3A-3B illustrate perspective views of an embodiment of a transport dock;

FIG. 3C illustrates a perspective view of another embodiment of a transport dock;

FIG. 3D illustrates a perspective views of another embodiment of a transport dock with a multi-size docking port;

FIG. 3E illustrates a perspective views of another embodiment of a transport dock with an attached docking arm;

FIGS. 4A-4D illustrate embodiments of a monitoring tablet;

FIGS. 4E-4F illustrate perspective and exploded views, respectively, of a monitoring tablet embodiment having multiple expansion slots;

FIGS. 5A1-5E illustrate docking station embodiments capable of receiving a transport dock, monitoring tablet, and/or handheld monitor;

FIG. 6 illustrates a front view of the embodiment of the modular patient monitor of FIGS. 2H-2J, displaying measurements for parameters across multiple displays;

FIG. 7 illustrates a general block diagram of a physiological monitoring family;

FIGS. 8A-E are top, front, bottom, side and perspective views, respectively, of a handheld monitor embodiment;

FIGS. 9A-D are top, front, side and perspective views, respectively, of a tablet monitor embodiment;

FIGS. 10A-E are top, front, side, perspective and exploded views, respectively, of a 3x3 rack embodiment with mounted display modules;

FIGS. 11A-E are top perspective, front, side, and exploded views, respectively, of a 1x3 rack embodiment with mounted monitor, control and/or display modules;

FIGS. 12A-D are top, front, side and perspective views, respectively, of a large display and display bracket;

FIGS. 13A-B are perspective and exploded views of another embodiment of a modular patient monitor;

FIG. 13C illustrates a perspective view of an embodiment of a 3x1 docking station;

FIGS. 14A-B illustrates an embodiment of the monitor module of FIG. 13A-13B used in combination with a single port dock; and

FIG. 15 illustrates an embodiment of a single port dock.

DETAILED DESCRIPTION

FIGS. 1A and 1B illustrate front and rear views of an embodiment of a modular patient monitor **100** having a modular configuration, one or more handheld **110** units and a configurable docking station **120**. FIG. 3A illustrates an exploded view of the patient monitor **100** embodiment. The docking station **120** can include a primary patient monitor **105** integrated with the docking station or that attaches mechanically and/or electrically to the docking station via a docking port. In one embodiment, the docking station does not include a primary patient monitor **105**.

One or more handheld monitoring devices can attach mechanically and/or electrically with the docking station **120** via one or more docking ports **135**. In one embodiment, mechanical attachment is accomplished through a releasable mechanism, such as locking tabs, pressure fit, hooks, clips, a spring lock or the like. In one embodiment, the docking ports **135** provide a data interface, for example, through its electrical connection. In one embodiment, the electrical connection can provide power to the monitoring device. The handheld **110** docks into a docking arm **130** of the docking station **120**, providing the modular patient monitor **100** with additional functionality. In particular, the handheld **110** can provide a specific set of clinically relevant parameters. For example, the handheld **110** supports various parameters that are configured to specific hospital environments and/or patient populations including general floor, OR, ICU, ER, NICU, to name a few. In one embodiment, docking the handheld **110** into the docking station **120** allows access to additional available parameters and provides increased connectivity, functionality and/or a larger display **122**. A multi-monitor patient monitor is described in U.S. patent application Ser. No. 12/641,087 titled Modular Patient Monitor, filed Dec. 17, 2009, incorporated by reference herein in its entirety.

In one embodiment, the docking station **120** includes a plurality of docking ports **135** of identical or standard size, interface, and/or configuration. Each docking port can accept different monitoring components with a corresponding standard connector. In one embodiment, different types of monitoring components, such as a handheld monitor **110** or module dock **140**, can be interchangeably connected to different docking ports **135**. For example, in a first configuration, a first docking port receives the handheld monitor **110** and a second docking port receives the module dock **140**, while in a second configuration, the first docking port receives the module dock **140** and the second docking port receives the handheld monitor **110**. By providing interchangeable docking ports, users of the modular patient monitor **100** have greater ability to customize the monitor **100** according to their needs. For example, if more displays are needed then additional docking ports can receive displays or handheld monitors but if more parameters are desired or need to be monitored, then additional docking ports can receive module docks and/or expansion modules. In one embodiment, docking ports **135** incorporate USB, IEEE 1394, serial, and/or parallel connector technology.

A docking arm **130** can be detachably connected or integrated with the docking station and/or monitoring component, such a handheld monitor **110** or module dock. In one embodiment, a docking arm **130** attaches mechanically

and/or electrically to a handheld monitor **110** on one end and attaches mechanically and/or electrically to a docking port **135** of the docking station **120** on another end. In one embodiment, the docking arm **130** is configured to orient the display of the handheld monitor **110** in a particular orientation. For example, the docking arm **130** can orient the handheld monitor **110** in the same direction as a main display **122** or can angle the handheld monitor **110** in order to display parameters in other directions. In some embodiments, the handheld monitor **110** may be oriented at an angle (e.g. 30, 60, 90 degrees, or the like) from the main display **122**, vertically, horizontally, or in a combination of directions. The handheld monitor **110** can be oriented at an angle towards the front or back of the main display **122**. In one embodiment, the docking arm **130** is movable and configurable to a variety of orientations. In one embodiment, the docking arm **130** comprises a swivel joint, ball joint, rotating joint, or other movable connector for allowing the docking arm **130** to rotate, twist, or otherwise move an attached monitor **110**. For example, the movable connector can rotate on one or more axis, allowing the attached monitor **110** to be oriented in multiple directions. In some embodiments, monitoring components can be directly attached to the docking station without using a docking arm **130**.

In the illustrated embodiment of FIGS. **1A** and **1B**, the docking station **120** is rectangular shaped, having a display on one side, a mounting connector on the opposite side, and four docking ports **135** on the top, bottom, and side edges of the docking station **120**. In other embodiments, additional or fewer docking ports **135** can be included on the docking station **120**. In some embodiments, the docking ports **135** can provide electrical and/or mechanical connections to handheld monitors **110**, module docks **140** with one or more module ports, expansion modules **150** and/or other monitoring components. The monitoring components can attach to a docking port **135** via a docking arm **130** or directly to the port **135**. For example, the docking station **120** can include an expansion module **150** or a module dock **140** that accepts plug-in expansion modules **150** for monitoring additional parameters or adding additional monitoring technologies. For example, an expansion module **150** can enable monitoring of electroencephalography (EEG), blood pressure (BP), ECG, temperature, and/or cardiac output. In one embodiment, measurements taken by the monitor are processed by the expansion module. In some embodiments, the expansion module provides attachments for sensors and receives measurements directly from the sensors.

In one embodiment, the module dock **140** functions as a stand for the modular patient monitor **100**. In another embodiment, the stand is independent of the module dock **140**. In one embodiment, the modular patient monitor **100** provides standalone multi-parameter applications, and the handheld **110** is detachable to provide portability for patient ambulation and in-house transport.

In one embodiment, the module dock **140** provides an interface for expansion modules **150**, provides charging for expansion modules **150**, and/or interconnects multiple expansion modules by providing a communications medium for data communications between expansion modules and/or other components. For example, the module dock **140** can provide a data interface with a patient monitor or docking station **120**, allowing data to be transmitted to and from the expansion modules. In one embodiment, the module dock **140** operates independently of the docking station **120**. In one embodiment, the module dock includes a wireless transmitter and/or receiver for communicating wirelessly with the patient monitor or docking station **120**.

The handheld monitor **110** and/or primary patient monitor **105** can provide pulse oximetry parameters including oxygen saturation (SpO₂), pulse rate (PR), perfusion index (PI), signal quality (SiQ) and a pulse waveform (pleth), among others. In an embodiment, the handheld **110** and/or primary patient monitor **105** also provides measurements of other blood constituent parameters that can be derived from a multiple wavelength optical sensor, such as carboxyhemoglobin (HbCO) and methemoglobin (HbMet). In one embodiment, the handheld **110** and/or primary patient monitor **105** has a color display, user interface buttons, an optical sensor port and a speaker. The handheld **110** and/or primary patient monitor **105** can include external I/O such as a bar code reader and bedside printer connectivity. The handheld **110** and/or primary patient monitor **105** can display additional parameters, such as Sp_vO₂, blood glucose, lactate to name a few, derived from other noninvasive sensors such as acoustic, fetal oximetry, blood pressure and ECG sensors to name a few. In an embodiment, the handheld unit **110** and/or primary patient monitor **105** has an active matrix (TFT) color display, an optional wireless module, an optional interactive touch-screen with on-screen keyboard and a high quality audio system. In another embodiment, the handheld **110** is a Radical® or Radical-7™ available from Masimo Corporation, Irvine Calif., which provides Masimo SET® and Masimo Rainbow™ parameters. A color LCD screen handheld user interface is described in U.S. Provisional Patent Application No. 60/846,472 entitled Patient Monitor or User Interface, filed Dec. 22, 2006 and U.S. patent application Ser. No. 11/904,046 entitled Patient Monitor User Interface, filed Sep. 24, 2007, both applications incorporated by reference herein in their entirety.

In an embodiment, controls on the docking station **120** and/or the docked handheld **110** provide controls for the modular patient monitor **100**. For example, the controls can include buttons for alarm suspend/silence and mode/enter, a trim knob to toggle thru screen menus, and other controls such as next, up, down or across page navigation, parameter selection and entry, data entry, alarm limit selection and selection of probe-off detection sensitivity. As a secondary control method, the modular patient monitor **100** can include a port for an external keyboard for patient context entry and to navigate the menu. In an embodiment, the docking station has a touch screen, for example, the display **122** or a docked handheld monitor **110** can provide touch screen functionality. In an embodiment, the modular patient monitor **100** has a bar code scanner module adapted to automatically enter patient context data.

The modular patient monitor **100** can include an integral handle **155** for ease of carrying or moving the monitor **100** and dead space for storage for items such as sensors, reusable cables, ICI cable and cuff, EtCO₂ hardware and tubing, temperature disposables, acoustic respiratory sensors, power cords and other accessories such as ECG leads, BP cuffs, temperature probes and respiration tapes to name a few. The monitor **100** can operate on AC power or battery power. The modular patient monitor **100** can stand upright on a flat surface or can allow for flexible mounting such as to a monitor arm or mount, an anesthesia machine, bedside table and/or computer on wheels. In one embodiment, the docking station **120** includes a Video Electronics Standards Association (VESA) mount for attaching stands, monitor arms, or other mounting devices.

In one embodiment, the docking station **120** can have its own stand-alone patient monitoring functionality, such as for pulse oximetry, and can operate without an attached handheld monitor **110**. The docking station receives patient

data and determines measurements to display for a monitored physiological parameter.

One or more of handheld monitors **110** can be docked to the docking station **120**. When undocked, the handheld monitor **110** operates independently of the docking station **120**. In some embodiments, a particular handheld monitor can be configured to receive patient data and determine parameter measurements to display for a particular physiological parameter, such as, for example, blood pressure, other blood parameters, ECG, and/or respiration. In one embodiment, the handheld monitor can operate as a portable monitor, particularly where only some parameters are desired or need to be measured. For example, the handheld monitor, while providing patient monitoring, can travel with a patient being moved from one hospital room to another or can be used with a patient travelling by ambulance. Once the patient reaches his destination, the handheld monitor can be docked to a docking station at the destination for expanded monitoring.

In some embodiments, when a handheld monitor **110** is docked to the docking station **120**, additional parameters can become available for display on the main display **122**. Upon receiving additional measurements, the docking station **120** can reorganize and/or resize existing measurements on the display **122** to make room for measurements of the additional parameters. In some embodiments, a user can select which measurements to display, drop, and/or span using the controls on the docking station **120**. In some embodiments, the docking station **120** can have an algorithm for selecting measurements to display, drop, and/or span, such as by ranking of measurements or by display templates.

In order to expand display space on the main display **122**, measurements can be spanned across the main display **122** and the displays on the handheld monitors **110**. In one embodiment, the measurements can be spanned by displaying a partial set of the measurements on the main display **122** and additional measurements on the handheld monitors **110**. For example, the main display **122** can display some measurements of a parameter, such as a numerical value, while the handheld monitor **110** displays additional measurements, such as the numerical value and an associated waveform.

Alternatively, measurements can be spanned by mirroring on the main display **122** the handheld monitor display. For example, portions of the main display **122** can display all or some of the measurements on a handheld monitor display, such as a numerical value and a waveform.

In one embodiment, the main display **122** can take advantage of its greater size relative to handheld monitor displays to display additional measurements or to display a measurement in greater detail when measurements of a physiological parameter are spanned. For example, portions of the main display **122** can display numerical values and a waveform while a handheld monitor display shows only a numerical value. In another example, the main display **122** can display a waveform measured over a longer time period than a waveform displayed on the handheld monitor, providing greater detail.

In some embodiments, the main display **122** displays a set of measurements when the modular patient monitor **100** is operating independently (e.g. a numerical value and a waveform), but only a partial set of the measurement when docked to the docking station (e.g. numerical value), thereby freeing up display space on the handheld monitor's display. Instead, the remaining measurements (e.g. waveform) can be displayed on the docking station display. In some embodiments, the partial measurement (e.g. numerical value) on the portable monitor is enlarged to increase

readability for a medical professional. In some embodiments, the handheld monitor display can show the partial measurement in greater detail or display an additional measurement.

In some embodiments, data is transmitted between components of the modular patient monitoring system, such as a patient monitor, handheld monitors **110** and/or expansion modules **150** through a data connection. The data can be transferred from one component through the docking station's docking port and then to another component. In one embodiment, a cable can be used to connect an input on one component to an output on another component, for a direct data connection. Data can also be transmitted through a wireless data connection between the docking station **120** and components and/or between individual components. In some embodiments, the docking station can further analyze or process received data before transmitting the data. For example, the docking station can analyze data received from one or more monitors and generate a control signal for another monitor. The docking station can also average, weight and/or calibrate data before transmitting the data to a monitor.

Data from other monitoring components can be used to improve the measurements taken by a particular monitoring component. For example, a brain oximetry monitor or module can receive patient data from a pulse oximetry monitor or module, or vice versa. Such data can be used to validate or check the accuracy of one reading against another, calibrate a sensor on one component with measurements taken from a sensor from another component, take a weighted measurement across multiple sensors, and/or measure the time lapse in propagation of changes in a measured physiological parameter from one part of the body to another, in order, for example, to measure circulation. In one example, a monitor can detect if the patient is in a low perfusion state and send a calibration signal to a pulse oximetry monitor in order to enhance the accuracy of the pulse oximetry measurements. In another example, data from a pulse oximetry monitor can be used as a calibration signal to a blood pressure monitor. Methods and systems for using a non-invasive signal from a non-invasive sensor to calibrate a relationship between the non-invasive signal and a property of a physiological parameter are described in U.S. Pat. No. 6,852,083, entitled System and Method of Determining Whether to Recalibrate a Blood Pressure Monitor, issued Feb. 8, 2005, incorporated by reference herein in its entirety. Of course, other information from one monitor of any type can be used to enhance the measurements of another monitor.

FIGS. 2A-2B illustrate side and rear views of a modular patient monitor embodiment **200** having an attached stand. In the illustrated embodiment, the stand **205** attaches to the docking station **120** via a mount **210**, such as a VESA mount. In FIGS. 2A and 2B, the handheld monitor **110** attaches to a docking arm **215** configured to orient the handheld monitor display at an approximately 90 degree angle to the main display **122**. By positioning the handheld **110** in a different orientation than the main display **122**, users, such as health professionals, can view the parameters on display from different positions in a location, such as a hospital room or operating room. For example, a surgical team in a first position operating on a patient can view parameters on one display while an anesthesiologist monitoring the patient in a second position can view parameters on the handheld display. In some embodiments, the parameters on the handheld display can be different than the

parameters on the main display, for example, where health professionals are concerned with or are monitoring different parameter sets.

Relative to FIGS. 1A and 1B, the main display 122 and stand 205 are configured in portrait mode, where the height of the display is greater than the width, as opposed to landscape mode, where the width of the display is greater than the height. In one embodiment, the main display 122 may be rotated from portrait mode to landscape mode and vice versa.

FIGS. 2C and 2D illustrate front and rear perspective views of an embodiment of the modular patient monitor 230 having two handheld monitors 235, 240 attached to the docking station 120 with each handheld monitor in a different orientation. The modular patient monitor 230 can include a module dock 140 attached to the docking station 120.

In the illustrated embodiment, the first handheld monitor 235 is facing a different direction than the main display 122, and a second handheld monitor 240 faces approximately the same direction as the main display 122 and angled upwards. In one embodiment, the main display 122 is positioned at eye-level of a health professional and the second handheld monitor 240 below the main display 122 is angled upwards towards the view of the health professional. In one embodiment, the second handheld monitor 240 can be placed above the main display 122 and angled downward towards the view of the health professional.

In one embodiment, the second handheld monitor 240 can function as a touch screen input device for the primary monitor when attached to the docking station 120. For example, the handheld monitor 240 can display monitor controls in addition to or instead of parameter values. In one embodiment, a user can select the display mode of the handheld monitor.

In one embodiment, the second handheld monitor 240 is attached to a transport dock 245 having an integrated handle. In one embodiment, the transport dock 245 can attach or detach to a docking port on the docking station and serves as a portable carrier for one or more handheld monitors and/or other monitoring components. Embodiments of the transport dock 245 are described in further detail below.

FIGS. 2E and 2F illustrate front and rear perspective views of the modular patient monitor embodiment 230 of FIGS. 2C and 2D attached to a mounting arm 250. In one embodiment, the handle 255 can allow a user to move the patient monitor 230 into different positions and/or orientations. FIG. 2G illustrates an exploded view of the patient monitor 230 embodiment.

In one embodiment, the module dock 140 can receive different sizes of expansion modules. For example, modules can be 1× size 240, 2× size 265 or 3× size 270. In one embodiment, larger modules provide greater measurement capability and/or processing power. For example, a 3× module can measure more parameters, provide more detailed monitoring of a parameter, and/or track more complex parameters relative to a 1× module. In one embodiment, an expansion module can include a display 275 on an exposed portion of the module to display parameter measurements, module status, and/or other information.

FIGS. 2H-2J illustrate rear perspective, exploded, and side views, respectively, of another embodiment of the modular patient monitor 255. A front view of the embodiment is shown in FIG. 6. In this embodiment, the modular patient monitor 255 includes a docking station 260 with one or more displays 262 and/or portable monitors having displays 265 attached. The display 262 can be integrated with

the docking station or detachable. The illustrated docking station 260 is generally elongate with docking mechanisms for one or more displays 262 and/or portable monitors 265 on the front (e.g. user facing side) of the docking station 260. In the illustrated embodiment, the docking station's 260 front surface is a generally convex surface configured to attach to generally concave docking surfaces of the display 262 and/or portable monitors 265. The docking station's rear facing surface can also be generally convex.

A module dock 270 can be integrated or detachably connected to the docking station 260. The module dock 270 can provide mechanical and/or electrical connections to one or more expansion modules 267. In FIGS. 2H, 2I, and 2J, the module dock 270 is attached to the bottom facing side of the docking station; however, other configurations, such as being attached to the sides or the top of the docking station 260, are possible.

The rear facing side of the docking station 260 can include or attach to a connector assembly 275, 277 for attachment to a stand, mount, mounting arm 272, or the like. In one embodiment, the connector assembly can include a pin, hinge, swivel mechanism or the like for allowing rotation of the docking station 260 along a horizontal and/or vertical axis.

FIGS. 3A and 3B illustrate perspective views of an embodiment of a transport dock, carrier dock or transport cradle 300. In one embodiment, the transport dock 300 serves as a holder, cradle or a carrier for a handheld monitor 110. For example, the transport dock 300 can include an attachment mechanism to a bed frame, stand, ambulance interior, and or other mounting surface. In one embodiment, the transport dock 300 expands the capability of a handheld monitor 110 by, for example, providing docking ports for expansion modules 150. In some embodiments, the expansion modules 150 includes a display 305 on one side, where the display remains exposed even after the expansion module is docked.

In one embodiment, the transport dock 300 is roughly a rectangular box shape and can include one or more docking ports 310, 320 on one or more faces or on one or more sides. The docking ports 310, 320 can receive one or more expansion modules 150 and/or one or more handheld monitors 110. For example, the front of the transport dock can include a docking port 320 for receiving eclectically and/or mechanically the handheld monitor 110. A display can be part of the transport dock. Alternatively, the display can be part of the handheld monitor. In the illustrated embodiment, the body of the transport dock 300 includes two expansion docking ports 310 for two expansion modules 150. In the illustrated embodiment, the docking ports 310 are arranged behind the handheld dock 320 in order to more efficiently use space and reduce the length of the assembled transport dock. The transport dock 300 can further include an integrated handle 330 for enhancing the portability of the transport dock 300. In one embodiment, the transport dock 300 is attachable to a docking station 120, for example, via a docking port 130.

In the illustrated embodiment, the expansion module 150 is configured for ease of installation and removal from the transport dock 300. An extraction handle 332 can be provided on the exposed side of the expansion module when docked. The extraction handle can be made of rubber or other high friction material. Raised textures can be formed on the surface of the extraction handle 332 to increase friction. In one embodiment, the extraction handle 332 is integrated into the expansion module and can include a cable port for receiving a cable connector 334. In another embodi-

ment, the extraction handle 332 is part of the cable connector 334 and attaches to the expansion module 150 through a locking mechanism, such as a tab, latch or pin system. In one embodiment, the locking mechanism to the expansion module 150 can be articulated by pushing the cable connector 334 into the extraction handle 332 or by otherwise moving the connector relative to the handle. In some embodiments, a docking port 336 on the expansion module can be generally linearly aligned with an extraction handle 332 to allow the expansion module 150 to be pulled out of the transport dock 300 by applying an outward linear force on the extraction handle 332. The transport dock 300 can include a locking mechanism 338 that may need to be released before removing the expansion module 150.

The transport dock 300 can provide additional portability and/or functionality to a handheld monitor 110. For example, the transport dock 300 can increase the parameter monitoring capability of the handheld monitor 110 by providing an interface and/or data connection with the one or more expansion modules 150. In one embodiment, the expansion modules 150 for attachment to the transport dock 300 and connection to the monitor 110 can be selected based on the intended use. For example, a transport dock 300 for use with a patient with head trauma can include a EEG module while a transport dock 300 for use with a heart patient can include a cardiac output module. In one embodiment, the transport dock module 300 can provide an additional power source to the handheld monitor 110.

FIG. 3C illustrates a perspective view of another embodiment of a transport dock 340. The transport dock 340 includes a multi-module docking port 345 within the body, with an opening on one edge of the body for receiving multiple expansion modules 150. In one embodiment, the transport dock 340 includes another multi-module docking port 345 or other docking port for another monitoring component 350. For example, the monitoring component 350 can be a power source, such as a battery, for providing power during portable operation of the handheld monitor. The transport dock 340 includes docking port 355 for a mechanically and/or electrically receiving the handheld monitor 110 and a handle 360.

FIG. 3D illustrates a perspective view of another embodiment of a transport dock 370 with a multi-size docking port 372. In the illustrated embodiment, the transport dock is roughly rectangular shaped with handles 375 on opposite edges. On the front of the transport dock 370 is a multi-sized docking port 372 for different sized handheld monitors 380, 385, 390. In one configuration, the docking port 372 can fit four small handheld monitors 385. In another configuration, the docking port 372 can fit two medium handheld monitors 380. In another configuration, the docking port 372 can fit one large monitor 390. In another configuration, the docking port 372 can fit a combination of small 385, medium 385, and/or large handheld monitors 390. As will be apparent, the docking port 372 can be configured to receive different combinations and numbers of handheld monitors.

In one embodiment, the transport dock 370 can include multiple docking ports in addition to or instead of a multi-size docking port 372. For example, the transport dock 370 can include to one medium sized docking port and two small sized ports. As will be apparent, different combinations and numbers of port sizes may be used.

FIG. 3E illustrates a perspective views of another embodiment of a transport dock 392 with an attached docking arm 395. The docking arm 395 can be integrated or detachable from the transport dock. The docking arm 395 can be used

to attach the transport dock 392 electrically and/or mechanically to a docking station 120.

FIGS. 4A-4F illustrate embodiments of a monitoring tablet. In some embodiments, the monitoring tablet is a transport dock with an integrated patient monitor.

In FIG. 4A, the tablet 405 is roughly rectangular shaped with handles 410 on opposite edges. The display 415 displays one or more parameter values and/or waveforms of monitored parameters. The tablet 405 can have one or more controls, such as buttons, dials, or a touch screen. The tablet 405 can include a wireless transmitter and/or receiver for communicating with a physiological sensor, patient monitor and/or docking station.

FIG. 4B illustrates a monitoring tablet 420 with a handle 410 on one edge and a docking port 425 for receiving a cable assembly 430 from a physiological sensor, docking station and/or patient monitor. As will be apparent, the handle 410 and docking port 425 can be located on any side of the monitoring tablet 420.

FIG. 4C illustrates another embodiment of a monitoring tablet 440. The monitoring tablet 440 includes handles along two, opposite sides 410. The handles 410 include a textured area 445, comprising bumps, protrusions, a mesh or web, or the like, for providing better grip for a user. In one embodiment, the textured area 445 comprises a rubberized grip. The handle 410 can include a docking port 425 for receiving a cable assembly 430.

FIG. 4D illustrates an embodiment of the monitoring tablet 440 of FIG. 4C with a mounting surface 450 on the back for mounting the tablet 440 to a stand 455, mounting arm, or other mounting surface. In one embodiment, the monitoring tablet 440 attaches to a docking port 135 of a docking station 120. In one embodiment, the mounting surface 450 comprises input, output (I/O) and/or power connections, for example, for docking with a docking station.

FIGS. 4E-4F illustrate perspective and exploded views, respectively, of a monitoring tablet embodiment 460 having multiple expansion slots for expansion modules 465. In one embodiment, the parameters or screen image that would ordinarily be displayed on the module displays when undocked are available for viewing in a window, tab, or the like on the monitoring tablet display. For example, there could be a tab on the tablet display that, when touched, causes the parameters or screen image from a module to appear.

FIGS. 5A1-5D illustrate various docking station embodiments capable of receiving a transport dock, monitoring tablet, and/or handheld monitor. FIG. 5A1 illustrates the transport dock 370 of FIG. 3D attachable mechanically and/or electrically to a docking station 505 embodiment via a docking port 510. FIG. 5A2 illustrates an exploded view of the embodiment in FIG. 5A1.

FIG. 5B illustrates a docking station embodiment 520 having docking ports for a monitoring tablet 530 and a transport dock 540. In one embodiment, the docking station 520 does not include an integrated patient monitor or display. The transport dock 540 can include multiple docking ports for receiving multiple portable monitors 545. The portable monitors 545 can be expansion modules with displays to increase the available display space. For example, additional portable monitors 545 can be added in order to measure and/or monitor additional parameters. In the illustrated embodiment, the docking station 520 is attached to a mounting arm.

FIG. 5C illustrates the transport dock 540 of FIG. 5B with a portable monitor 545 removed from its docking port 550.

FIG. 5D illustrates a docking station embodiment 555 with docking ports for multiple transport dock 540, 557, multiple types of transport docks, and/or one or more monitoring tablets 530. FIG. 5E illustrates an exploded view of the docking station embodiment 555. In one embodiment, the transport docks 540, 557 can provide docking ports 556 for multiple types of handheld monitors 545, 560. In one embodiment, the handheld 560 is a Radical® or Radical-7™ handheld monitor.

In one embodiment, the docking station 555 operates in tandem or in communication with a patient monitor 565 or another docking station. The docking station 555 can communicate with the patient monitor 555 through a wired or wireless communications medium.

FIG. 6 illustrates a front view of the embodiment of the modular patient monitor 600 of FIGS. 2H-2J, displaying measurements for parameters across multiple displays. The multiple displays can be part of one or more components of the modular patient monitor 600, such as a first display 601 (e.g. primary or integrated display), one or more portable monitors 602, 603, and/or one or more expansion modules 605. Measurements can be spanned across the multiple displays, for example, by displaying a partial set of the measurements on the first display 601 and additional measurements on a portable monitor 602, 603. In one embodiment, instant readings, such as current numerical measurements 625, 630, can be displayed on one display (e.g. on the portable monitor display 625, 630) while measurements over time, such as waveforms 609, 615, 617 are displayed on another display (e.g. on the first display 601 or on an expansion module 605). Thus, a user can refer to one display for a summary of a status of a monitored patient, while referring to another display for more detailed information. Images 610 derived from the patient, such as ultrasound images, thermal images, optical coherence tomography (OCT) images can also be displayed on one or more displays.

In one embodiment, measurements of the parameters can be organized into different views that are shown on the displays of the patient monitor 600. For example, views can include a standard format, a tend-centric logically grouped format, or an expandable view where measurement screens are collapsed into a diagram or representation (e.g. the human body, brain, lungs, peripheries, or the like) that can be viewed in more detail by selecting sections of the diagram.

In one embodiment, one portable monitor 602 can be for a one part of the body, such as the head, measuring parameters for that particular part, (e.g., cerebral oximeter, EEG, core pulse CO-oximetry, pulse oximetry of the forehead, ear, or carotid, or the like) while another portable monitor 603 is for another part of the body, such as the periphery and lungs, and measuring parameters for that second part (e.g., pulse CO-Oximetry or pulse oximetry of the periphery or digit, RAM, ECG, blood pressure, organ, liver or kidney oximetry, or the like).

Measurements on the display or other portions of the display can be highlighted, colored, flashed, or otherwise visually distinguished in order to alert or notify users of important or irregular measurements. For example, normal measurements can be displayed in green, abnormal in yellow and critical measurements in red. As discussed above, measurements can be displayed for many different parameters, such as EEG, BP, ECG, temperature, cardiac output, oxygen saturation (SpO₂), pulse rate (PR), perfusion index (PI), signal quality (SiQ), a pulse waveform (pleth), as well as other parameters.

In some embodiments, a user can select which measurements to display, drop, and/or span using controls 620 on the modular patient monitor 600. The controls 620 can be physical controls (e.g. buttons, switches) or virtual controls (e.g. touch screen buttons). In some embodiments, the monitor 600 can have an algorithm for selecting measurements to display, drop, and/or span, such as by ranking of measurements, by display templates or by user preferences. In some embodiments, the controls can alter, initiate, suspend or otherwise change the procedures being performed on the patient. For example, an anesthesiologist may increase the level of anesthesia provided to the patient or a doctor can begin therapy treatment by inputting commands through the controls. In one embodiment, the patient monitor 600 may request identification (e.g. login, password, ID badge, biometrics, or the like) before making any changes.

FIG. 7 illustrates a general block diagram of an embodiment of a physiological monitoring family. FIG. 7 illustrates a physiological monitoring family 700 having a handheld monitor 705, a tablet monitor 710, a full-sized display 715, a 1x3 module rack or dock 720, a 9x9 module rack or dock 725, and corresponding monitor modules 730 (e.g. expansion module or handheld monitor). In some embodiments, one or more components can function, alone or in combination, as a patient monitor. In an embodiment, the monitoring family 700 can be in communication with a sensor array, which can include optical and acoustic sensors for measuring blood parameters, such as oxygen saturation; and acoustic parameters, such as respiration rate; and for body sound monitoring. In an embodiment, sensor data is transmitted via cables or wirelessly to the monitors or to local or wide area hospital or medical networks.

In one embodiment, the large display 715 integrates data from a tablet 710, hand held 705 or various module monitors 730. In one embodiment, the large display includes a patient monitor and provides a platform for an enhanced situational awareness GUI. A display bracket 735 allows removable attachment of various devices, including a 1x3 rack 720 or a tablet monitor 710, to name a few. The rack embodiment contains one or more removable OEM monitor, control or display modules 730. These embodiments can function as a multiple parameter monitor having flexible user interface and control features. In one embodiment, the tablet monitor 710 has a removable user interface portion for the monitor (e.g. remote control or other input device) and/or touch screen controls for the display.

FIGS. 8A-E are top, front, bottom, side and perspective views, respectively, of the handheld monitor embodiment 705 of FIG. 7.

FIGS. 9A-D are top, front, side and perspective views, respectively, of the tablet monitor embodiment 710 of FIG. 7.

FIGS. 10A-E are top, front, side, perspective and exploded views, respectively, of the 3x3 rack embodiment 725 of FIG. 7 with mounted display modules. In one embodiment, the mounted display modules are multiple single parameter monitor modules. In an embodiment, each removable module has a wired or wireless network connection (e.g., 802.11, BLUETOOTH or the like), a 4.3" display and a battery for standalone operation. This allows each module to be used as a single parameter transport monitor, as well as used as part of a larger modular patient monitoring system. In some embodiments, the module mechanical form and fit and the electrical/electronic interfaces are standardized to advantageously allow for the integration of OEM acute care monitoring, control and display technologies into the physiological monitoring family.

FIGS. 11A-E are top perspective, front, side, and exploded views, respectively, of a 1×3 rack embodiment 720 of FIG. 7 with mounted monitor, control and/or display modules.

FIGS. 12A-D are top, front, side and perspective views, respectively, of the large display 715 and display bracket 735 of FIG. 7.

FIGS. 13A-B are perspective and exploded views of another embodiment of a modular patient monitor 1300. In the illustrated figure, a docking station 1303 is attached to a movable mount or arm 1310 on its back side, while its front side comprises multiple docking ports 1320 for multiple monitor modules 1315. The illustrated monitor module 1315 includes a cable port on the side that can provide improved cable management. For example, by having the port on the side, sensor cables that attach to the monitor can be kept from blocking the display. In one embodiment, the docking station 1303 can comprise a 3×3 rack with sufficient space between columns to allow cables to run between the columns. This can improve organization and cable management for the modular patient monitor 1300. In an embodiment, the docking station 1303 is comprised of multiple module racks (e.g. three 1×3 module racks) attached together.

FIG. 13C illustrates a perspective view of an embodiment of a 1×3 module rack. The illustrated module rack 1305 includes raised supports 1320 for supporting and/or attaching to one or more of the edges (e.g. top and bottom) of a handheld monitor or expansion module. The supports 1320 can include connections for providing power and/or data communication to the handheld monitor or expansion module.

FIGS. 14A-B illustrates an embodiment of the monitor module 1315 of FIG. 13A-13B used in combination with a single port dock 1405. The dock 1405 can include a mounting point for a stand 1410. In one embodiment, the monitor module 1315 can be directly connected to the stand 1410 without using the dock 1405.

FIG. 15 illustrates an embodiment of a single port dock 1505. The dock can include a docking port 1510 for a module monitor and an attachment clip or hook 1515. The attachment clip 1515 can be used to attach the dock 1505 to a bed, stand, or other attachment point.

Modular patient monitors, transport docks, and docking stations have been disclosed in detail in connection with various embodiments. These embodiments are disclosed by way of examples only and are not to limit the scope of the claims that follow. One of ordinary skill in art will appreciate many variations and modifications. Indeed, the novel methods and systems described herein can be embodied in a variety of other forms; furthermore, various omissions, substitutions and changes in the form of the methods and systems described herein can be made without departing from the spirit of the inventions disclosed herein. The claims and their equivalents are intended to cover such forms or modifications as would fall within the scope and spirit of certain of the inventions disclosed herein.

One of ordinary skill in the art will appreciate the many variations, modifications and combinations possible. For example, the various embodiments of the patient monitoring system can be used with sensors that can measure any type of physiological parameter. In various embodiments, the displays used can be any type of display, such as LCDs, CRTs, plasma, and/or the like. Further, any number of handheld monitors and/or expansion modules can be used as part of the patient monitoring system. In some embodiments, the expansion modules can be used instead of handheld monitors and vice versa. Further, in some embodiments,

parameters described above as measured by a monitor can be enabled by an expansion module and/or monitors can have built functionally to monitor parameters described as enabled by an expansion module. In some embodiments, the modular monitoring system 100 can use multiple types of docking ports to support various different monitoring components. Embodiments of the transport dock can support any number of handheld monitors and/or expansion modules, depending on the configuration of the dock.

In certain embodiments, the systems and methods described herein can advantageously be implemented using computer software, hardware, firmware, or any combination of software, hardware, and firmware. In one embodiment, the system includes a number of software modules that comprise computer executable code for performing the functions described herein. In certain embodiments, the computer-executable code is executed on one or more computers or processors. However, a skilled artisan will appreciate, in light of this disclosure, that any module that can be implemented using software can also be implemented using a different combination of hardware, software or firmware. For example, such a module can be implemented completely in hardware using a combination of integrated circuits. Alternatively or additionally, such a module can be implemented completely or partially using specialized computers or processors designed to perform the particular functions described herein rather than by general purpose computers or processors.

Moreover, certain embodiments of the disclosure are described with reference to methods, apparatus (systems) and computer program products that can be implemented by computer program instructions. These computer program instructions can be provided to a processor of a computer or patient monitor, special purpose computer, or other programmable data processing apparatus to produce a machine, such that the instructions, which execute via the processor of the computer or other programmable data processing apparatus, create means for implementing the acts specified herein to transform data from a first state to a second state.

Conditional language used herein, such as, among others, “can,” “could,” “might,” “may,” “e.g.,” and the like, unless specifically stated otherwise, or otherwise understood within the context as used, is generally intended to convey that certain embodiments include, while other embodiments do not include, certain features, elements and/or states. Thus, such conditional language is not generally intended to imply that features, elements and/or states are in any way required for one or more embodiments or that one or more embodiments necessarily include logic for deciding, with or without author input or prompting, whether these features, elements and/or states are included or are to be performed in any particular embodiment.

What is claimed is:

1. A docking station for a modular patient monitoring system, the docking station comprising:

- a plurality of docking ports for receiving monitoring components, the docking ports forming a mechanical and electrical connection with the monitoring components, the plurality of docking ports interchangeably usable by different monitoring components;
- a first docking port of the plurality of docking ports, the first docking port capable of receiving a portable monitor, the portable monitor forming a mechanical and electrical connection with the docking station when docked; and
- a housing comprising at least:

17

a second docking port of the plurality of docking ports;
and
a third docking port of the plurality of docking ports,
wherein the second and third docking ports are configured
to simultaneously receive, within the housing, expansion
modules sized at any of a plurality of sizes, the
expansion modules forming mechanical and electrical
connections with the docking station when docked.

2. The docking station of claim 1, wherein in a first
configuration a first expansion module is attached to the
second docking port and a second expansion module is
attached to the third docking port, and wherein in a second
configuration the first expansion module is attached to the
third docking port and the second expansion module is
attached to the second docking port.

3. The docking station of claim 1, wherein housing
comprises a module dock configured to house the second
and third docking ports.

4. The docking station of claim 2, wherein at least one of
the first expansion module or the second expansion module
provides monitoring of one or more additional parameters
by a patient monitoring system attached to the docking
station.

5. The docking station of claim 4, wherein the one or more
additional parameter comprises at least one of EEG, BP,
ECG, temperature, or cardiac output.

6. A method for displaying measurements of physiological
parameters on a display, the method comprising:
receiving patient data on a docking station in communi-
cation with a first display;
determining a first set of measurements to display with
respect to at least a first parameter of the patient data;
receiving at least a second set of measurements of a
second parameter from a first expansion module when
the first expansion module is plugged into the docking
station;
receiving at least a third set of measurements of a third
parameter from a second expansion module when the
second expansion module is plugged into the docking
station; and
displaying at least the first, second, and third sets of
measurements on the first display,
wherein the docking station is configured to allow simul-
taneous plugging of a plurality of expansion module,

18

that are sized at any of a plurality of sizes, into docking
ports housed in a housing of the docking station.

7. The method according to claim 6, wherein the first set
or the second set of measurements comprises at least one of
a waveform or a numerical value.

8. The method according to claim 6, wherein the plurality
of expansion modules are differently sized.

9. A method for displaying measurements of physiologi-
cal parameters on a display, the method comprising:
receiving patient data on a docking station in communi-
cation with a first display;
determining one or more first measurements for at least
one parameter from the patient data;
displaying the first measurements on the first display;
receiving a first expansion module on a first docking port
of the docking station, the first expansion module
capable of measuring at least one first additional
parameter;
determining, through the first expansion module, one or
more second measurements for the at least one first
additional parameter;
displaying the second measurements on the first display;
receiving a second expansion module on a second dock-
ing port of the docking station, the second expansion
module capable of measuring at least one second
additional parameter;
determining, through the second expansion module, one
or more third measurements for the at least one second
additional parameter; and
displaying the third measurements on the first display,
wherein the first and second docking ports are housed by
a housing of the docking station, and wherein the first
and second docking ports are configured to allow
simultaneous plugging of expansion modules that are
sized at any of a plurality of sizes.

10. The method according to claim 9, wherein the first and
second measurements comprise at least one of a waveform
or a numerical value.

11. The method according to claim 9, wherein at least one
of the first measurements is different from the second
measurements.

12. The method according to claim 9, wherein the plu-
rality of expansion modules are differently sized.

* * * * *

专利名称(译)	模块化患者监护仪		
公开(公告)号	US10354504	公开(公告)日	2019-07-16
申请号	US15/814227	申请日	2017-11-15
[标]申请(专利权)人(译)	梅西莫股份有限公司		
申请(专利权)人(译)	Masimo公司		
当前申请(专利权)人(译)	Masimo公司		
[标]发明人	KIANI MASSI JOE E AL ALI AMMAR OREILLY MICHAEL JANSEN PAUL RONALD BARKER NICHOLAS EVAN SAMPATH ANAND		
发明人	KIANI, MASSI JOE E. AL-ALI, AMMAR O'REILLY, MICHAEL JANSEN, PAUL RONALD BARKER, NICHOLAS EVAN SAMPATH, ANAND		
IPC分类号	A61B5/00 A61B5/08 G06F1/16 A61B5/024 G08B13/22 A61B5/0205 A61B5/1455		
CPC分类号	G08B13/22 A61B5/02055 A61B5/02438 A61B5/08 A61B5/1455 A61B5/6898 A61B5/7445 A61B5/7425 G06F1/1654 A61B2560/0443 A61B2560/0456 G06F1/165 G06F1/1632 G06F1/1649		
代理机构(译)	KNOBBE MARTENS奥尔森 & BEAR		
优先权	61/407033 2010-10-27 US 61/407011 2010-10-26 US 61/405125 2010-10-20 US 61/290436 2009-12-28 US 61/288843 2009-12-21 US		
其他公开文献	US20180130325A1		
外部链接	Espacenet		

摘要(译)

模块化病人监护仪为各种患者监护应用提供多功能，可扩展的解决方案。在一个实施例中，模块化患者监测器利用多波长光学传感器和/或声学传感器技术在其核心提供血液成分监测和声学呼吸监测（ARM），包括脉搏血氧测量参数和额外的血液参数测量，例如碳氧血红蛋白（HbCO）。和高铁血红蛋白（HbMet）。扩展模块提供血压BP，血糖，ECG，CO2，镇静深度和脑血氧测定等等。本公开的各方面还包括用于为手持式监视器提供增强的便携性和功能的运输基座。在一个实施例中，运输坞提供一个或多个对接接口，用于将监视组件放置成与其他监视组件通信。在一个实施例中，运输基座附接到模块化患者监测器。

