



US 20190091482A1

(19) **United States**

(12) **Patent Application Publication**
Kaib et al.

(10) **Pub. No.: US 2019/0091482 A1**
(43) **Pub. Date: Mar. 28, 2019**

(54) **REMOTE MEDICAL DEVICE ALARM**

A61B 5/145 (2006.01)

(71) Applicant: **ZOLL Medical Corporation,**
Chelmsford, MA (US)

G08B 25/10 (2006.01)

G08B 3/10 (2006.01)

G08B 21/02 (2006.01)

(72) Inventors: **Thomas E Kaib,** Irwin, PA (US);
Shane S Volpe, Saltsburg, PA (US);
Richard A Rattanni, Verona, PA (US)

(52) **U.S. Cl.**

CPC *A61N 1/3993* (2013.01); *A61B 5/7405*
(2013.01); *G08B 25/016* (2013.01); *A61B*
5/0022 (2013.01); *A61B 5/01* (2013.01); *A61B*
5/02438 (2013.01); *G08B 21/0277* (2013.01);
A61B 5/742 (2013.01); *G08B 25/10* (2013.01);
A61B 5/7455 (2013.01); *G08B 3/10* (2013.01);
G08B 21/02 (2013.01); *A61B 5/14542*
(2013.01)

(21) Appl. No.: **16/185,123**

(22) Filed: **Nov. 9, 2018**

Related U.S. Application Data

(63) Continuation of application No. 15/840,014, filed on Dec. 13, 2017, now Pat. No. 10,159,849, which is a continuation of application No. 14/579,615, filed on Dec. 22, 2014, now Pat. No. 9,925,387, which is a continuation of application No. 13/286,533, filed on Nov. 1, 2011, now Pat. No. 9,937,355.

(60) Provisional application No. 61/411,189, filed on Nov. 8, 2010.

Publication Classification

(51) **Int. Cl.**

A61N 1/39 (2006.01)

A61B 5/00 (2006.01)

G08B 25/01 (2006.01)

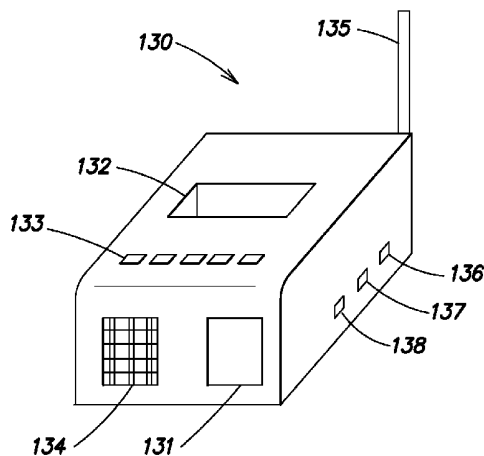
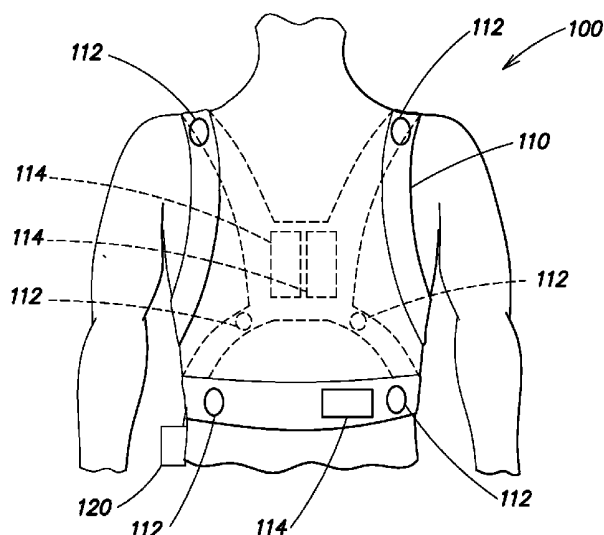
A61B 5/01 (2006.01)

A61B 5/024 (2006.01)

(57)

ABSTRACT

A cardiac monitoring and treatment system includes a wearable defibrillator worn about the torso of a patient and a remote device configured to communicate with the wearable defibrillator. The wearable defibrillator includes one or more buttons configured to be actuated by the patient to cause the wearable defibrillator to withhold an imminent delivery of a therapy necessitated by a detected cardiac arrhythmia. The remote device includes a touch screen including one or more remote response buttons accessible by the patient to respond to a notification of the imminent delivery of the therapy necessitated by the detected cardiac arrhythmia. Actuation of either the one or more remote response buttons of the remote device or the one or more buttons of the wearable defibrillator causes the wearable defibrillator to withhold the imminent delivery of the therapy necessitated by the detected cardiac arrhythmia.



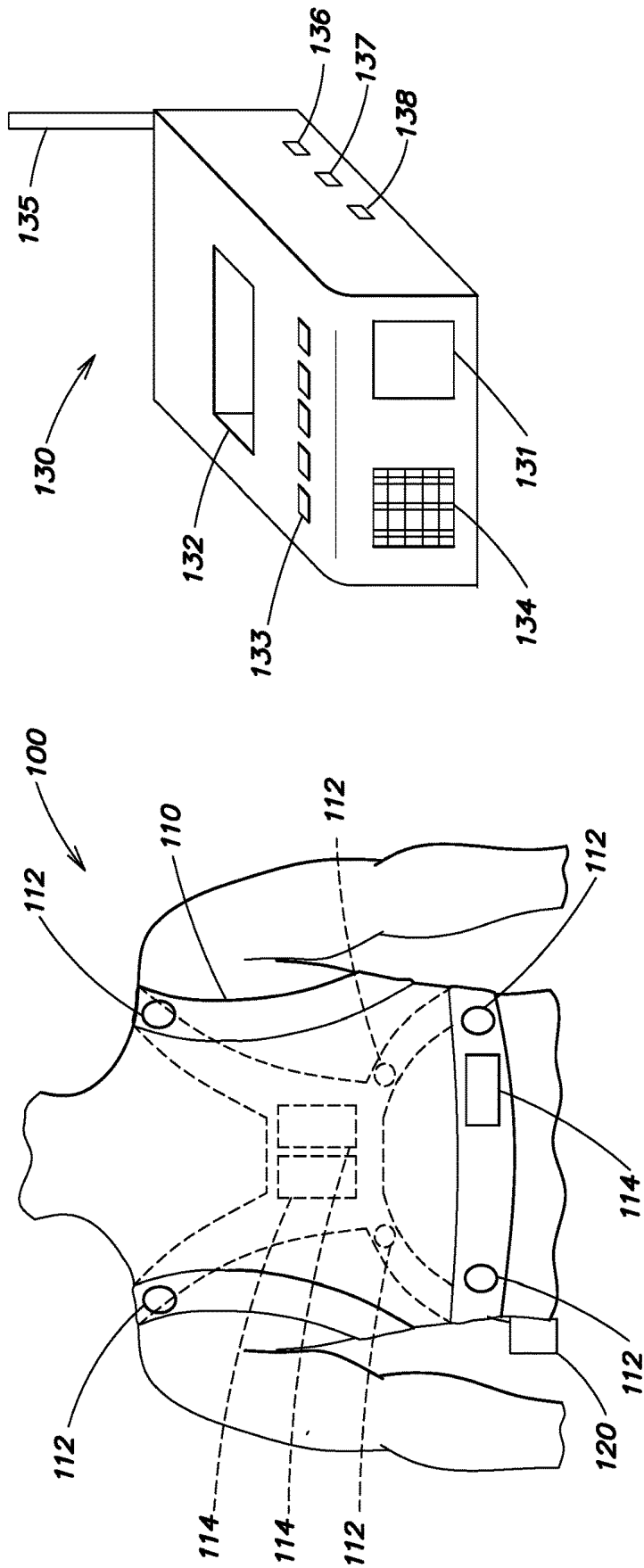


FIG. 1

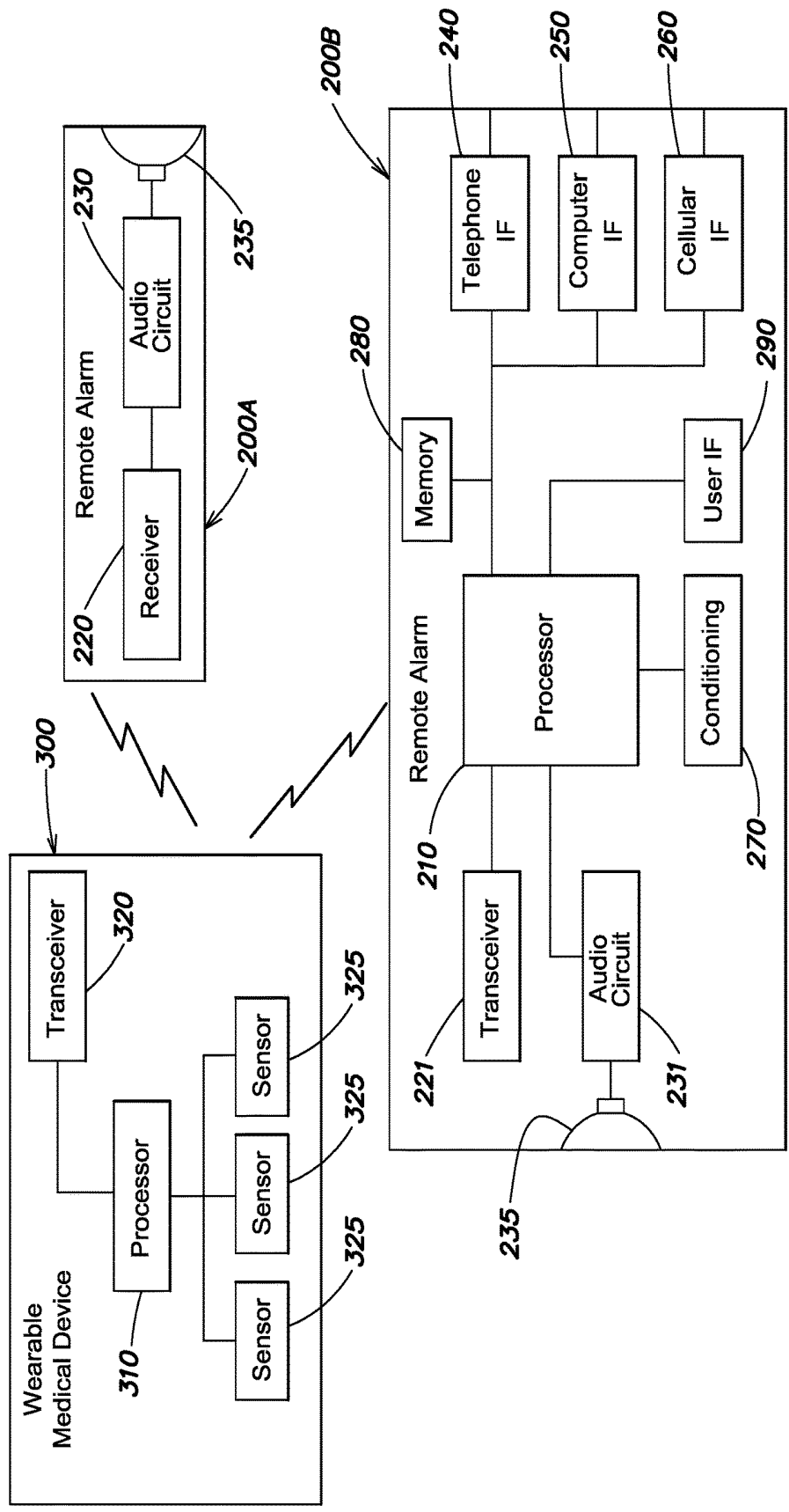


FIG. 2

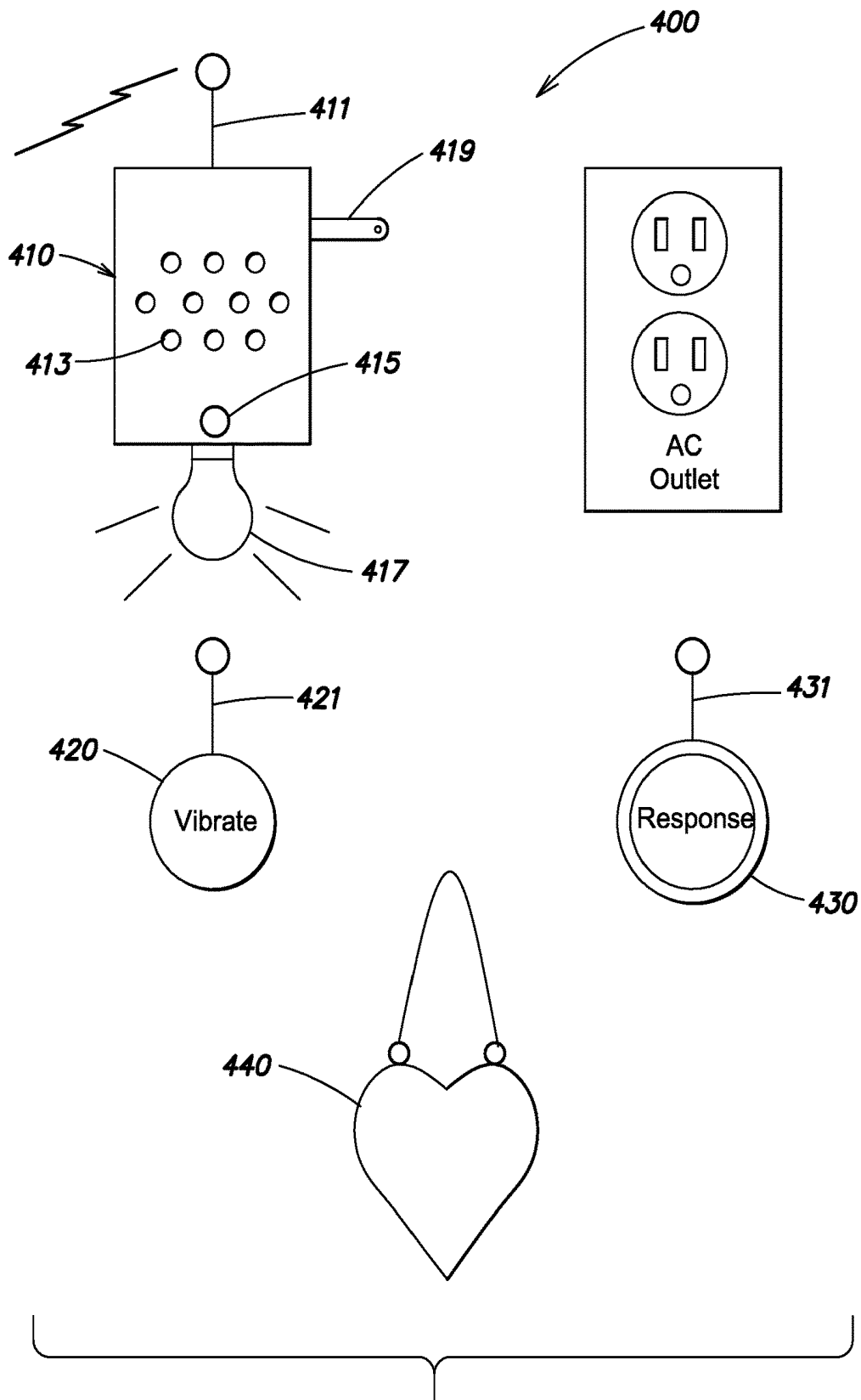


FIG. 3

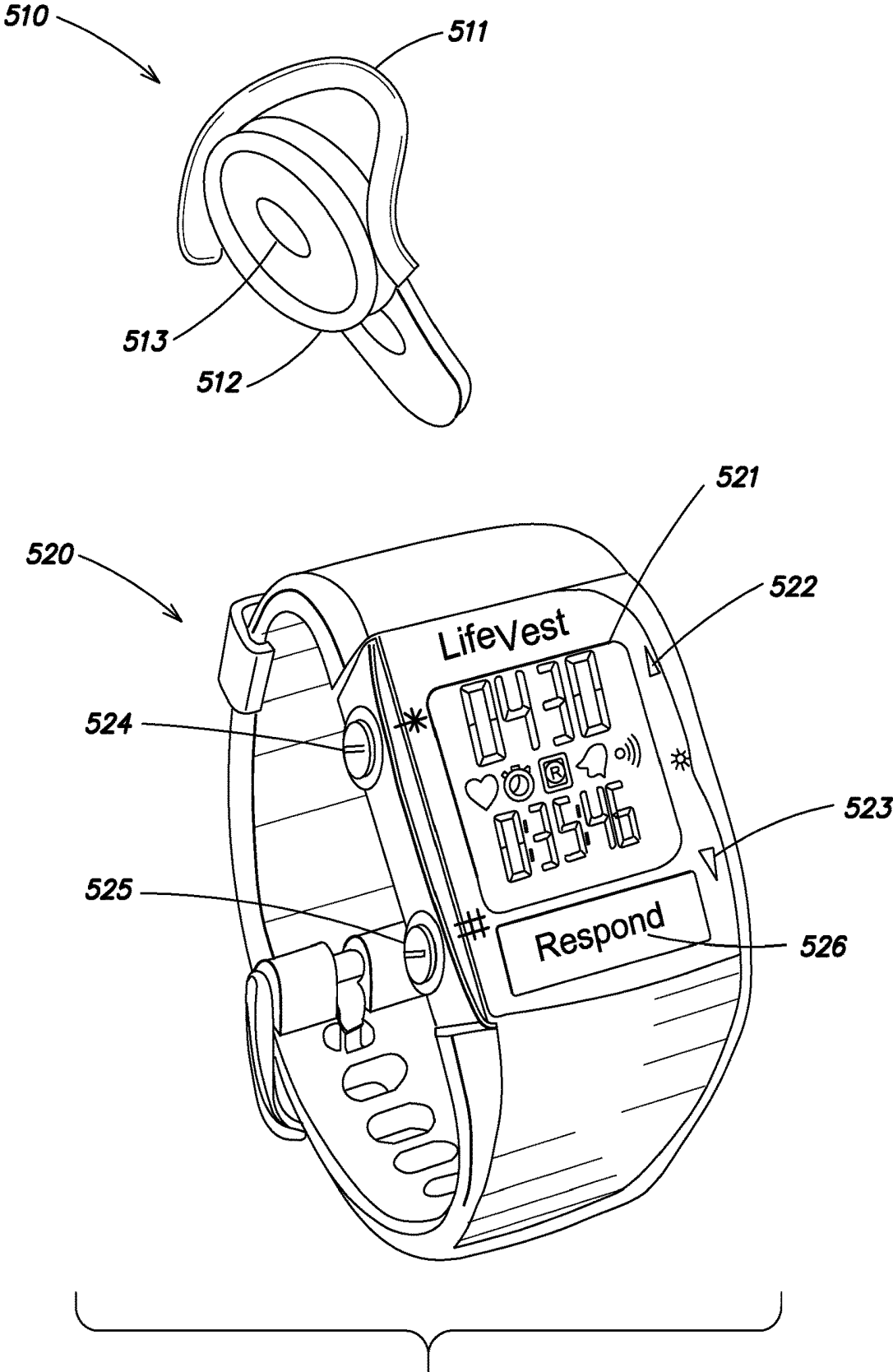


FIG. 4

REMOTE MEDICAL DEVICE ALARM

CROSS-REFERENCE TO RELATED APPLICATIONS

[0001] This application is a continuation of U.S. application Ser. No. 15/840,014, filed Dec. 13, 2017 and published as U.S. Patent Application Publication No. 2018/0110996, which is a continuation of U.S. application Ser. No. 14/579,615, filed Dec. 22, 2014, now U.S. Pat. No. 9,925,387, which is a continuation of U.S. application Ser. No. 13/286,533, filed Nov. 1, 2011, now U.S. Pat. No. 9,937,355, which application claims priority under 35 U.S.C. § 119(e) to U.S. Provisional Application Ser. No. 61/411,189 entitled "REMOTE MEDICAL DEVICE ALARM," filed Nov. 8, 2010. The disclosures of each of the foregoing applications are incorporated herein by reference in their entirety.

BACKGROUND OF THE INVENTION

1. Field of the Invention

[0002] The present invention is directed to a remote alarm for use with a wearable medical device.

2. Discussion of Related Art

[0003] During the course of use, a wearable medical device, such as a wearable defibrillator, a wearable insulin pump, etc., may issue audible alarms, voice prompts or messages, or visual messages to alert the patient or a bystander to a medical condition, to direct them to take some action to correct a problem, to call for assistance, to request information from the patient or the bystander, or to provide feedback to the device so that the device may continue to function properly. For example, where the wearable medical device is a wearable defibrillator, if the device determines that the patient is experiencing cardiac arrhythmia, the device may issue alarms and voice messages instructing the patient to indicate that they are conscious by pressing and holding a button associated with the device, thereby instructing the device to withhold the delivery of a defibrillating shock. If the patient does not respond, the device may presume that the patient is unconscious, and proceed with the treatment sequence, culminating in the delivery of one or more defibrillating shocks to the body of the patient. Alarms and messages may also be directed to a bystander instructing the bystander to call for medical assistance, or to alert any bystanders that a defibrillating shock is about to be delivered and to stand clear of the patient.

SUMMARY OF THE INVENTION

[0004] Applicants have appreciated that there may be circumstances where the alarms and messages may not be received by the patient or bystanders. For example, where the patient is asleep in bed, the patient may be sleeping so soundly that the alarms and voice messages are not loud enough to wake the patient. Alternatively or additionally, the speaker region of the wearable medical device may be blocked or shielded by bedding or an article of clothing, thereby reducing the sound to a level where the patient or bystander does not hear the alarms, voice prompts or messages. Even where the patient may be awake, the patient may be located in a noisy environment, such that they cannot hear the alarms or messages.

[0005] According to an aspect of the present invention, a remote alarm is provided for use with a wearable medical device. In accordance with one embodiment, the remote alarm is configured to receive alarms, voice messages and prompts issued by the wearable medical device and to repeat those alarms, voice messages and prompts in a manner that can more easily be perceived by a patient wearing the wearable medical device or a bystander. In accordance with another embodiment, the remote alarm can be configured to receive a communication from the wearable medical device, and in response to that communication, to identify one or more messages to be provided to the patient or a bystander. The messages may be provided audibly or visually, or both. In certain embodiments, in addition to providing messages to the patient or bystander, the remote alarm may further be configured to take certain actions depending upon the content of the communication, such as sending a telephone message to alert emergency personnel to the identity, location and medical condition of the patient, or sending an email to a friend or relative.

[0006] In accordance with one embodiment of the present invention, a remote alarm is provided for use with a wearable medical device. The remote alarm comprises an RF receiver to receive an RF signal indicative of a message to be provided by the wearable medical device, an audio circuit, electrically coupled to the receiver, to convert the message to an audio signal, and an audio display device. The audio display device is electrically coupled to the audio circuit to receive the audio signal and reproduce the message to be provided by the wearable medical device. In accordance with an aspect of this embodiment, the receiver receives the RF signal using one of a Bluetooth, Wireless USB, and a ZigBee communication standard, and the message is a voice message, siren, or tone. In accordance with another aspect of this embodiment, the wearable medical device is a wearable defibrillator. In accordance with a further aspect of this embodiment, the message is reproduced at a greater volume than can be provided by the wearable medical device. In accordance with a further aspect of this embodiment, the remote alarm includes a high intensity light bulb that illuminates in response to receipt of the message.

[0007] In one embodiment, the RF receiver, the audio circuit, the audio display device, and the light bulb are integrated into a first device configured to be directly plugged into an AC power receptacle. In a further embodiment, the remote alarm further comprises a second device, distinct from the first device, wherein the second device includes a response button by which a response to the message can be provided, and an RF transmitter to transmit the response to the wearable medical device. In a still further embodiment, the remote alarm may further comprise a third device, distinct from the first device and the second device, the third device including an RF receiver to receive the RF signal indicative of the message to be provided by the wearable medical device, and an electromechanical vibrator configured to vibrate in response to receipt of the message.

[0008] In accordance with another embodiment of the present invention, a remote alarm for use with a wearable medical device is provided. The remote alarm comprises an RF transceiver to receive an RF communication from the wearable medical device, a processor, an audio circuit, and an audio display device. The processor is electrically coupled to the RF transceiver to process the communication

and to identify a message based upon a content of the communication. The audio circuit is electrically coupled to the processor and configured to convert the message to an audio signal, and the audio display device is electrically coupled to the audio circuit and configured to audibly reproduce the message. In accordance with one aspect of this embodiment, the message may include a text message, and the audio circuit includes a voice synthesizer that is configured to convert the text message to an audio signal, that when reproduced by the audio display device, corresponds to a speech version of the text message.

[0009] In accordance with another aspect of this embodiment, the message is a first message, and the remote alarm further comprises at least one communication interface that is electrically coupled to the processor and communicatively coupled to a network. The at least one communication interface is configured to communicate a second message over the network in response to receipt of the communication. In accordance with a further aspect of this embodiment, in response to the content of the communication indicating that a patient wearing the wearable medical device is experiencing a medical condition, the processor is configured to instruct the at least one communication interface to send the second message over the network to emergency personnel. In accordance with an aspect of this embodiment, the at least one communication interface includes at least one of a telephone network interface, a computer network interface, and a cellular network interface. In accordance with another aspect of this embodiment, the processor instructs the at least one communication interface to communicate the second message over the network to emergency personnel responsive to the content of the communication indicating that a patient wearing the wearable medical device is experiencing a medical emergency. In accordance with a further aspect of this embodiment, the second message identifies the patient, a physical location of the patient, and the medical emergency.

[0010] In accordance with yet another aspect of this embodiment, the processor further instructs the at least one communication interface to communicate a third message over the network to at least one of a caregiver of the patient and a relative of the patient. In accordance with an aspect of the present invention, the wearable medical device can be a wearable defibrillator.

[0011] In accordance with a still further aspect of this embodiment, the remote alarm may include additional circuitry capable of performing other functions, such as a user interface to receive feedback from the patient or a bystander, and a battery charging and conditioning circuit to receive, charge, and condition a rechargeable battery of the wearable medical device. In certain embodiments, feedback received from the patient or a bystander may be transmitted to the wearable medical device. For example, in one embodiment, the remote alarm further comprises a user interface, electrically coupled to the processor. In this embodiment, the user interface is configured to receive a response to the message, and the processor sends the response to the wearable medical device via the RF transceiver in response to receipt of the response to the message by the user interface. In accordance with a further aspect of this embodiment, the message is a first message, and the remote alarm further comprises at least one communication interface that is electrically coupled to the processor and communicatively coupled to a network, the at least one communication interface being configured to

communicate a second message over the network in response to receipt of the communication. In accordance with one embodiment, in response to the content of the communication indicating that a patient wearing the wearable medical device is experiencing a medical emergency, and responsive to the remote alarm not receiving any response to the message, the processor instructs the at least one communication interface to communicate the second message over the network to emergency personnel, the second message identifying at least one of the patient, a physical location of the patient, and the medical emergency.

[0012] In accordance with one embodiment, the remote alarm includes a clip configured to secure the remote alarm to an ear of a patient wearing the wearable medical device, and in accordance with another embodiment, the remote alarm includes a strap configured to secure the remote alarm to a wrist of a patient wearing the wearable medical device.

[0013] In accordance with another aspect of the present invention, a method of remotely alerting a patient wearing a wearable medical device to a medical condition is provided. The method comprises acts of receiving, on a first device that is distinct from the wearable medical device, a communication from the wearable medical device; processing, on the first device, the communication to identify a message to be communicated to the patient based upon a content of the communication; determining, on the first device, whether the message is to be immediately communicated to the patient; and converting the message to an audio signal and audibly reproducing the message on the first device to alert the patient to the medical condition in response to a determination that the message is to be immediately communicated to the patient.

[0014] In accordance with one embodiment, the message is a first message, and the method further comprising acts of waiting, responsive to the act of converting and audibly reproducing the first message, a predetermined period of time for a response to the first message; and communicating, over a communication network to which the first device is communicatively coupled, a second message to at least one of emergency medical personnel, a caregiver of the patient, and a relative of the patient to alert them to the medical condition in response to not receiving the response to the first message within the predetermined period of time.

[0015] In accordance with another embodiment, the method further comprises acts of converting the message to a text message in response to a determination that the message is not to be immediately communicated to the patient; storing the text message in a memory of the first device; and setting an indicator on the first device to alert the patient to the stored text message.

[0016] In accordance with yet another embodiment, the message is a first message, and the method further comprises an act of sending a second message from the first device to a second device that is distinct from the first device and the wearable medical device, the second message instructing the second device to vibrate in response to receipt of the second message to alert the patient to the medical condition.

[0017] Still other aspects, embodiments, and advantages of these exemplary aspects and embodiments, are discussed in detail below. Moreover, it is to be understood that both the foregoing information and the following detailed description are merely illustrative examples of various aspects and embodiments of the present invention, and are intended to provide an overview or framework for understanding the

nature and character of the claimed aspects and embodiments. Any embodiment disclosed herein may be combined with any other embodiment in any manner consistent with at least one of the objects, aims, and needs disclosed herein, and references to “an embodiment,” “some embodiments,” “an alternate embodiment,” “various embodiments,” “one embodiment,” “at least one embodiment,” “this and other embodiments” or the like are not necessarily mutually exclusive and are intended to indicate that a particular feature, structure, or characteristic described in connection with the embodiment may be included in at least one embodiment. The appearance of such terms herein is not necessarily all referring to the same embodiment.

BRIEF DESCRIPTION OF THE DRAWINGS

[0018] The accompanying drawings are not intended to be drawn to scale. In the drawings, each identical or nearly identical component that is illustrated in various figures is represented by a like numeral. For purposes of clarity, not every component may be labeled in every drawing. In the drawings:

[0019] FIG. 1 illustrates a wearable medical device, such as a wearable defibrillator and an associated base unit;

[0020] FIG. 2 is a functional block diagram of remote alarm that may be used with a wearable medical device in accordance with an aspect of the present invention;

[0021] FIG. 3 illustrates a remote alarm that may be used with a wearable medical device in accordance with an aspect of the present invention in which the remote alarm includes a number of discrete alarm devices; and

[0022] FIG. 4 illustrates several alternative embodiments of a remote alarm in accordance with aspects of the present invention.

DETAILED DESCRIPTION

[0023] This invention is not limited in its application to the details of construction and the arrangement of components set forth in the following description or illustrated in the drawings. The invention is capable of other embodiments and of being practiced or of being carried out in various ways. Also, the phraseology and terminology used herein is for the purpose of description and should not be regarded as limiting. The use of “including,” “comprising,” “having,” “containing,” “involving,” and variations thereof herein is meant to encompass the items listed thereafter and equivalents thereof as well as additional items.

[0024] FIG. 1 illustrates a wearable medical device 100 and an associated base unit 130. In the embodiment depicted in FIG. 1, the wearable medical device 100 is a wearable defibrillator, such as a LifeVest® wearable cardioverter defibrillator available from Zoll Medical Corporation of Chelmsford, Mass. As shown, the wearable medical device 100 includes a harness 110 having a pair of shoulder straps and a belt that is worn about the torso of a patient. The wearable medical device 100 includes a plurality of ECG sensing electrodes 112 that are attached to the harness 110 at various positions and electrically coupled to a control unit 120. The wearable medical device 100 also includes a plurality of therapy electrodes 114 that are electrically coupled to the control unit and capable of delivering one or more therapeutic defibrillating shocks to the body of the patient, if it is determined that such treatment is warranted. Although not shown, the wearable medical device 100 may

include additional sensors, other than the ECG sensing electrodes 112, capable of monitoring the physiological condition or activity of the patient. For example, sensors capable of measuring blood pressure, heart rate, thoracic impedance, pulse oxygen level, respiration rate, heart sounds, and the activity level of the patient may also be provided.

[0025] In use, the control unit 120 of the wearable medical device 100 monitors ECG signals provided by the plurality of ECG electrodes 112 and, where provided, some or all of the signals provided by other sensors. Where the control unit 120 determines that the patient is experiencing cardiac arrhythmia, the control unit 120 may issue an audible alarm via a loudspeaker (not shown) on the control unit 120 or on the harness 110 alerting the patient and any bystanders to the patient's medical condition. The control unit 120 may also instruct the patient to press and hold a button (not shown) on the control unit 120 or elsewhere to indicate that the patient is conscious, thereby instructing the control unit 120 to withhold the delivery of one or more therapeutic defibrillating shocks.

[0026] As shown in FIG. 1, the wearable medical device 100 may be associated with a base unit 130. For example, in the LifeVest® wearable cardioverter defibrillator, a base unit 130 is provided that is capable of performing a number of different functions. One of the functions performed by the base unit 130 is to charge an auxiliary battery that is used to provide power to the wearable medical device. The LifeVest® wearable cardioverter defibrillator is provided with two batteries, such that one of the batteries is recharged while the other is providing power to the device. When the battery that is providing power to the device needs recharging, it is swapped with the auxiliary battery, and recharged, with this cycle being repeated throughout the duration of patient usage. Another of the functions performed by the base unit 130 is to store and/or communicate information received from the wearable medical device over a wired or wireless communication network. For example, information relating to the patient's medical condition over a period of time may be communicated by the base unit 130 to a medical service provider, such as a doctor, so that the doctor may remotely monitor the patient's medical condition. The information received by the base unit 130 may be communicated over the network shortly after it is received by the base unit 130, or alternatively, may be stored in a memory of the base unit 130 and communicated over the network at a later time. The information that is communicated by the base unit 130 may be retained in the memory of the base unit.

[0027] The base unit 130 includes a visual display 131 that can communicate visual messages to the patient or a bystander, an audio output device 134, such as a loudspeaker, that can communicate audible messages to the patient or a bystander, and a plurality of buttons 133 by which the patient or a bystander can communicate with the base unit 130. In certain embodiments, the visual display 131 may include a touch screen display, such that the patient or a bystander may also communicate with the base unit via the visual display 131. The base unit 130 includes at least one charging bay 132 to receive a rechargeable auxiliary battery, such as a three cell 2200 mAh lithium ion battery pack, that can be used to provide power to the wearable medical device 100. The base unit 130 also includes several different communication interfaces including: a device communication interface 138 to receive information from the

control unit **120** of the wearable medical device, a telephone network interface **136** to communicate, via a telephone network, the information received from the wearable medical device, and a network interface **137** to communicate, via a wired network connection, the information received from the wearable medical device. In certain embodiments, the base unit **130** also includes an antenna **135** that can wirelessly communicate the information received from the wearable medical device via a cellular (e.g., 2G, 3G, and 4G) network.

[0028] FIG. 2 illustrates a remote alarm **200A**, **200B** that may be used with a wearable medical device **300**, such as a wearable defibrillator, a wearable insulin infusion pump, or any other type of wearable medical device in accordance with an aspect of the present invention. The wearable medical device **300** generally includes at least one processor, microprocessor, or controller **310**, such as a processor commercially available from companies such as Texas Instruments, Intel, AMD, Sun, IBM, Motorola, Freescale and ARM Holdings. In one exemplary embodiment directed to a wearable defibrillator, the at least one processor **310** may include a power conserving processor arrangement that includes a general purpose processor, such as an Intel® PXA270 processor and a special purpose processor, such as a Freescale DSP56311 Digital Signal Processor, as described in co-pending application Ser. No. 12/833,096, entitled SYSTEM AND METHOD FOR CONSERVING POWER IN A MEDICAL DEVICE, filed Jul. 9, 2010 (hereinafter the “’096 application”) and incorporated by reference herein in its entirety. The at least one processor **310** is electrically coupled to a plurality of sensors **325**, such as ECG sensing electrodes **112** and therapy electrodes **114** (FIG. 1) to monitor the patient’s medical condition, and in some embodiments, to provide medical treatment to the patient in response to a detected medical condition, such as cardiac arrhythmia.

[0029] In accordance with an aspect of the present invention, the wearable medical device **300** also includes a wireless Radio Frequency (RF) transceiver **320** that is electrically coupled to the at least one processor **310** and capable of wirelessly and bi-directionally communicating with the remote alarm **200A**, **200B**. In certain embodiments, the wireless RF transceiver **320** may communicate with the remote alarm **200A**, **200B** using a wireless communication standard and protocol that is optimized for low cost and shorter distance (e.g., 10 meters) communications, such as Bluetooth, Wireless USB, or ZigBee. In other embodiments, the RF transceiver **320** may communicate with the remote alarm **200A**, **200B** using a communication standard and protocol capable of communicating over greater distances, such as Wireless Ethernet, or GSM. For example, in one embodiment, the RF transceiver **320** may communicate via wireless Ethernet with a large format display device, such as a television or an Ipad® to display status, alerts or reminders communicated by the wearable medical device. In certain embodiments, where low cost is a concern, or where communication in only one direction is desired, the wireless RF transceiver **320** may be replaced with a wireless RF transmitter capable of transmitting an analog signal. Although the wireless medical device **300** would not be able to receive messages from the remote alarm **200A**, **200B**, this embodiment would still be capable of sending information to the remote alarm over a wireless communication channel as discussed further below.

[0030] In accordance with one embodiment of the present invention, the remote alarm **200A**, **200B** may be implemented as a low-cost device with a singular purpose of being a remote bed-side or table-top alarm that is capable of repeating alarms, voice prompts, and messages issued by the wearable medical device. A functional block diagram of such a single purpose, low-cost, remote alarm is identified in FIG. 2 by reference designator **200A**. In an alternative embodiment, the remote alarm **200A**, **200B** may include additional functionality, such as, for example, the ability to receive, charge and condition one or more auxiliary rechargeable batteries, the ability to function as an alarm clock, the ability to receive and store information indicative of the patient’s medical condition, the ability to communicate information, including information indicative of the patient’s medical condition, to a medical service provider, to a friend or relative, or to emergency personnel over a wired, wireless, or telephone network, etc. A functional block diagram of such a multi-function remote alarm is identified in FIG. 2 by reference designator **200B**. Each of these embodiments is now described in detail below.

[0031] The remote alarm **200A** includes a wireless RF receiver **220** that is electrically coupled to an audio circuit **230**, which is, in turn, electrically coupled to an audio output device **235**, such as a loudspeaker. The wireless RF receiver **220** is capable of receiving an analog RF signal from the wearable medical device **300** that carries the same information as that which would be provided to audio circuitry included in the wearable medical device. The information received by the RF receiver **220** is provided to the audio circuit **230** that converts the received information to an audio signal capable of being reproduced by the audio output device **235**. In this embodiment, the remote alarm **200A** simply repeats the same alarms, voice prompts, and voice messages that would be provided by the wearable medical device **300**. However, because the remote alarm **200A** may be placed in a location where it will not be blocked by bedding, clothing, or other obstructions, and because the audio output device can be larger than that on the wearable medical device, the sound emitted by the remote alarm **200A** will be louder than that provided by the wearable medical device **300** and more likely to be heard by the patient or any bystander. It should be appreciated that rather than transmitting an analog RF signal to the remote alarm **200A**, a digital RF signal may be used instead. However, the use of digital communication may require additional circuitry, such as a Digital-to-Analog converter, which may be avoided by using an analog RF transmission where cost is a paramount concern.

[0032] The remote alarm **200B** is capable of performing functions in addition to those described with respect to remote alarm **200A**, and may be integrated into a base unit, such as the base unit **130** described with respect to FIG. 1. The remote alarm **200B** includes a processor **210** that is electrically coupled to a wireless RF transceiver **221** and an audio circuit **231**, with the audio circuit **231** being electrically coupled to an audio output device **235**, such as a loudspeaker. The remote alarm **200B** also includes a memory **280**, such as RAM, ROM, or Flash memory that is electrically coupled to the processor **210**. Although the memory **280** is shown as being separate from the processor, it should be appreciated that certain commercially available processors may include the memory on the same integrated circuit as the processor **210**. Moreover, the memory **280** may

include other types of memory, such as magnetic disk memory, optical memory, a USB jump drive, etc. The processor 210 may be any general purpose or special purpose processor available from companies such as Texas Instruments, Intel, Sun, AMD, IBM, Motorola, etc.

[0033] The wireless RF transceiver 221 is capable of wirelessly and bi-directionally communicating with the wearable medical device 300, and may include any type of transceiver that is compatible with the communication standard and protocol used by the transceiver 320 of the wireless medical device 300, such as Bluetooth, Wireless USB, ZigBee, etc. In certain embodiments, where low cost is a concern, or where communication in only one direction is desired, the wireless RF transceiver 221 may be replaced with a wireless RF receiver, such as that described above with respect to remote alarm 200A, such that the remote alarm 200B can receive messages and alarms transmitted by the wearable medical device, but cannot send communications back to the wearable medical device 300. The audio circuit 231 may be any audio circuit capable of providing an audio signal to the audio output device 235. In certain embodiments, the audio circuit 231 may include a voice synthesizer capable of converting text messages to audible voice messages.

[0034] In accordance with certain embodiments of the present invention, the remote alarm 200B may include additional circuitry to implement additional functionality. For example, the remote alarm 200B may include a plurality of communication interfaces, such as a telephone network interface 240 by which the remote alarm 200B can communicate over a telephone network, a wired or wireless computer network interface 250 by which the remote alarm 200B can communicate over a computer network, and a cellular network interface 260 by which the remote alarm 200B can communicate over a cellular (e.g., 2G, 3G, 4G) network. Other circuitry that may be included in the remote alarm 200B may include a battery recharging and conditioning circuit 270 capable of conditioning and recharging one or more rechargeable batteries that can be used to provide power to the wearable medical device 300, and a user interface 290. The user interface 290 may include a visual touch screen display by which the patient or a bystander can communicate with the remote alarm 200B, and may include a plurality of buttons and/or LEDs, or even a computer keyboard connector for attachment of a computer keyboard to the remote alarm 200B. The visual touch screen display may function as a clock or as an alarm clock when not otherwise communicating with the patient or a bystander, or alternatively, a separate display may be provided to implement alarm clock functionality.

[0035] In accordance with one embodiment of the present invention, the functionality of the remote alarm 200B may be similar to that provided by the wearable medical device 300. For example, in one embodiment, the remote alarm 200B may receive the same information provided to audio circuitry on the wearable medical device 300 and simply repeat those alarms, voice messages, and voice prompts. Where the patient or bystander does not respond, the remote alarm may be programmed to repeat the alarm, voice message, or prompt, but at a louder volume. Such functionality may be sufficient to get the patient's attention, even where the patient is located in a noisy environment, asleep, or both.

[0036] In accordance with another embodiment of the present invention, the remote alarm 200B can be capable of

providing feedback to the wearable medical device 300. For example, in one embodiment, in response to an alarm, voice message or prompt, the patient or a bystander may communicate with the wearable medical device 300 via the user interface 290 on the remote alarm 200B. The patient could thereby acknowledge that the alarm, voice prompt, or voice message was received by pressing a button on the remote alarm 200B, or by interacting with the touch screen on the remote alarm. The remote alarm 200B could then transmit that acknowledgement to the wearable medical device 300 via the transceiver 221. In certain embodiments, the remote alarm 200B can include software and/or hardware capable of determining whether the acknowledgement of the alarm, voice prompt, or message is provided by the patient, or by another. For example, the remote alarm 200B can include voice recognition functionality capable of recognizing the patient's voice, or that of a loved one or caretaker as described in co-pending U.S. patent application Ser. No. 12/082,168, entitled WEARABLE DEFIBRILLATOR WITH AUDIO INPUT/OUTPUT, which is herein incorporated by reference in its entirety. Alternatively, the remote alarm 200B can include hardware and/or software to recognize biometric information of the patient (or that of a loved one or caretaker), such as capacitance, ECG signals, or markers or ID signals, as described in co-pending U.S. patent application Ser. No. 12/150,720, entitled MEDICAL DEVICE CONFIGURED TO TEST FOR USER RESPONSIVENESS, which is herein incorporated by reference in its entirety.

[0037] In accordance with another embodiment of the present invention, the remote alarm 200B can be capable of providing enhanced communications relative to those afforded by the wearable device 300. For example, rather than transmitting the same information to the remote alarm 200B that wearable medical device 300 provides to its audio circuitry, the wearable device 300 could communicate a code to the remote alarm 200B that corresponds to a particular alarm, message, or prompt stored in a message table in the memory 280 of the remote alarm 200B. The code transmitted to the remote alarm 200B could be in analog form, or digital. On receipt of the code, the processor 210 could access the message table and communicate the message to the patient or bystander. The message could be stored in the message table in text form and converted to speech by a voice synthesizer in the audio circuit 231 of the remote alarm 200B. Alternatively, the message could be displayed in text form on the touch screen display, either alone, or in combination with the message being reproduced audibly. The code could identify the content and or length of the message, prompt or alarm to be communicated to the patient or bystander, as well as the loudness of the message, and what actions are to be taken in the event of a particular response, or lack of response, from the patient or bystander.

[0038] For example, where the wearable medical device 300 is a wearable defibrillator, in the event that the wearable medical device detects a cardiac arrhythmia and the patient does not respond to indicate they are conscious, the remote alarm 200B can place a phone call to emergency personnel (e.g., 911). The remote alarm 200B can then play a pre-recorded message that may be stored in the memory 280 to identify the name of the patient, their location, and the detected medical condition. The remote alarm 200B can also notify the patient's medical service provider to alert them to the patient's condition and that emergency services have

been called, and also inform a loved one or relative. The names of the various contacts and the content of the messages to be sent can be stored in the memory 280 of the remote alarm 200B during a set-up procedure. The patient's medical service provider and the patient's loved one or relative can be sent an email or text message via the wired or wireless computer network interface 250, or contacted by telephone after notifying emergency personnel using either the telephone network interface 240 or the cellular network interface 260 and playing a pre-recorded message.

[0039] Other enhanced communications that may be provided by the remote alarm 200B can include the ability to communicate messages in different languages. For example, the user interface 290 of the remote alarm 200B can permit a first language (e.g., the patient's native language) to be selected and used for communicating with the patient, and a second language, different than the first language, to be selected and used for communicating with others, such as bystanders or emergency personnel. Such a feature would be appropriate for those instances where the patient speaks one language, but is physically present in a geographic location where the language spoken by the patient is not native to the geographic location. Where the remote alarm 200B includes an ability to detect its geographic location (e.g., GPS capability), the remote alarm may automatically configure itself to use the language native to that geographic location for communications directed to a bystander or emergency service personnel.

[0040] In accordance with one embodiment, the remote alarm 200B is capable of communicating various information to the patient, a bystander, a caregiver or a loved one in different ways, depending on the type of information being communicated, or depending on the manner in which the remote alarm is programmed to communicate such information. For example, where the information to be communicated to the patient is of an urgent nature, the remote alarm 200B may immediately communicate this information to the patient via the audio output device 235, alone or in combination with other types of notification (e.g., by energizing a vibrating alarm disposed on or near the patient's body as discussed further below). Where the wearable medical device 300 is a wearable defibrillator, such information that may be considered to be of an urgent nature can include a warning message of imminent shock based upon a detected arrhythmia, a warning message identifying that the rechargeable battery that is powering the wearable medical device 300 is critically low on charge, a warning message that a sufficient number of sensors have fallen off or lost contact with the patient's body such that the patient may not be protected, etc. Where no response is provided by the patient, the remote alarm may increase the volume of the alarm, voice message, or prompt, as well as perhaps notify emergency personnel, a caregiver, or a loved one. Where the patient is mentally impaired, alarms or other messages may be communicated immediately to a caregiver.

[0041] Alternatively, where the information to be communicated to the patient is important, but not of an urgent nature, other forms of communication may be more appropriate. For example, where the wearable medical device 300 is a wearable defibrillator and the information to be communicated to the patient corresponds to a detected arrhythmia that abated before a warning message of imminent shock was to be delivered, the remote alarm may simply store the information in the memory 280 and set an indicator

(e.g., such as an LED) of the user interface 290 to prompt the patient to interface with the remote alarm 200B and retrieve that information when next possible. Even where an arrhythmia was detected and a therapeutic shock delivered, the patient may be unaware of this fact. By being prompted to retrieve such information, the patient may be made aware of such events. The occurrence of such events may also be communicated, for example via email, text, or voicemail to the patient, a loved one, a caregiver, or a medical service provider to alert them to the occurrence of the event. Other types of information that may be important but not urgent for a wearable defibrillator to communicate to the patient (or a caregiver) can include a poor signal to noise ratio on one or more sensors (but fewer than a sufficient number of sensors needed to protect the patient), a detected fall-off of one or more sensors (but again, fewer than a sufficient number of sensors), a low battery condition that is not below that needed to monitor and protect the patient, a warning that the harness 110 (FIG. 1) of the wearable medical device may need to be laundered to restore its fit, etc. For other types of wearable medical devices, including defibrillators, messages that are important, but perhaps not urgent, can include reminders about taking medications, a reminder to take a blood glucose reading at a particular time, a reminder to change a battery or a notification that a normal battery replacement or change time has been missed, etc.

[0042] In accordance with an aspect of the present invention, the patient or a caregiver may use the user interface to set what types of messages should be communicated immediately versus those that can wait till the next time the patient interacts with the remote alarm. Such settings may be modified based on the time of day and the patient's schedule. For example, those messages that might not be necessary to be communicated immediately when the patient is asleep may be programmed to be communicated immediately where the time of day is such that the user would be awake. Via the user interface, the patient, a caregiver, a medical service provider, or a service technician may set reminders to take medication, reminders to change or recharge a battery, etc., and assign a priority rating to each type of event. Default settings may be provided, that may be altered via the user interface 290. Other settings may be provided to indicate whether the communication should be audible, tactile, or both, and whether people other than the patient (e.g., a loved one or caregiver) should be notified.

[0043] In accordance with a further aspect of the present invention, information may be pushed to the remote alarm by the patient's caregiver, by the patient's medical service provider, by a loved one, or by a service organization associated with the wearable medical device. For example, where the service organization or manufacturer of the wearable medical device has a message about the device for the patient (e.g., a product recall, a product update, etc.), a message may be pushed to the device for later review by the patient at the next possible timeframe. Alternatively, a message from the patient's medical service provider or a loved one may be pushed to the remote alarm, such as, for example, a reminder about a medical appointment, etc.

[0044] Although each of the remote alarms 200A, 200B has been described herein as including an RF receiver 220 or transceiver 221 to receive an RF signal from the wearable medical device 300, it should be appreciated the present invention is not so limited. For example, in an alternate embodiment, the remote alarm may simply include a micro-

phone capable of receiving alarms, voice prompts and messages issued by the wearable medical device and an audio circuit and speaker capable of repeating those alarms, voice prompts and messages, for example, at a louder volume. Alternatively still, the communication between the wearable medical device 300 and the remote alarm 200A, 200B could be infrared, audio, or sub-audio. Moreover, although the remote alarms 200A, 200B are shown as integrated devices, it should be appreciated that various functionality of the remote alarms 200A, 200B may be distributed amongst various individual devices that together provide the described functionality. For example, FIG. 3 illustrates a remote alarm 400 that includes a number of discrete devices 410, 420, 430, and 440 that may collectively operate as a remote alarm. As shown in FIG. 3, in one embodiment, the remote alarm 400 includes an AC receptacle alarm unit 410 that is configured to be plugged directly into a conventional wall power outlet, a vibrating alarm unit 420 that is configured to be placed adjacent to the patient in the patient's bed or armchair, or beneath the mattress of the patient's bed or a seat or back cushion of the patient's armchair, a remote response button 430 that is configured to be placed in any location convenient for the patient, such as on the nightstand next to the patient's bed, or adjacent the patient, and an alarm pendant 440 that is configured to be worn by a loved one or a caregiver of the patient.

[0045] As shown in FIG. 3, the AC receptacle alarm unit 410 includes an RF antenna 411 by which it can receive messages from the wearable device 300 and transmit information back to the wearable device. Although not shown, the AC receptacle alarm unit 410 may include a second antenna capable of communicating (e.g., via a cellular or wireless network) with a medical service provider or emergency personnel. The AC receptacle alarm unit 410 also includes an audio output device 413, such as a loudspeaker, an audio input device 415, such as a microphone, a light 417, and a plurality of contacts 419 configured to be received in the wall power outlet. It should be appreciated that the AC receptacle alarm unit may be modified for use with a DC wall outlet. In accordance with an aspect of this embodiment, in response to an urgent message requiring the immediate attention of the patient or another, the AC receptacle alarm unit 410 may not only audibly communicate the message, but may also illuminate the light 417, which may be a high intensity light bright enough to awaken a sleeping patient (e.g., equivalent in intensity to a 60 watt incandescent bulb, or greater). Although not shown, the AC receptacle alarm unit 410 may include a charging bay capable of receiving and charging an auxiliary battery unit.

[0046] The vibrating alarm unit 420 is configured to be placed adjacent the patient, or in any other location (such as beneath a mattress upon which the patient sleeps, or beneath or behind a cushion of an arm chair in which the patient reposes) where its vibration would be likely to alert the patient, if the patient is conscious. The vibrating alarm unit 410 includes an antenna 421 to receive information from the wearable ambulatory device 300 (FIG. 2), and/or the AC receptacle alarm unit 410, and an electro-mechanical vibrator, such as a piezoelectric vibrator.

[0047] The remote response button 430 is configured to be disposed in any convenient location where the patient can access the remote response button, and thereby send a signal to the wearable medical device indicating that the patient is conscious. As shown, the remote response button 430

includes an antenna 431 for receiving communications from the wearable medical device or the AC receptacle alarm unit 410, and for transmitting a signal to the wearable device and/or the AC receptacle alarm unit indicating the patient's consciousness. Although not shown, the remote response button 430 may include an audio output device, such as a loudspeaker, and audio circuitry to repeat the same alarms, voice prompts, and voice messages that would be provided by the wearable medical device. Although the remote response button 430 is described as being one of the discrete devices of the remote alarm 400, it should be appreciated that both the remote response button 430 and the AC receptacle alarm unit 410 may be used as standalone devices.

[0048] The alarm pendant 440 is configured to be worn about the neck of a caregiver or loved one, and may light, vibrate, or emit an audible sound alerting the caregiver to check on the patient in the event that an event requiring their attention has been detected. Although not shown, the alarm pendant would also include an RF antenna capable of receiving RF communications, such as Bluetooth, Wireless USB, or ZigBee.

[0049] FIG. 4 illustrates two alternative embodiments of a remote alarm in accordance with aspects of the present invention in the form of an earpiece remote alarm 510 and a watch monitor remote alarm 520. The earpiece remote alarm 510 includes a clip 511 configured to be disposed about the patient's ear, and a control module 512 that includes an RF transceiver, such as a Bluetooth transceiver. Although not visible, in FIG. 4, the earpiece remote alarm 510 includes an audio output device, such as a speaker configured to be disposed proximate the patient's ear canal for audibly communicating messages received from the wearable medical device 300 to the patient. The earpiece remote alarm may further include a microphone, such that the earpiece remote alarm may additionally act as a hearing aid in which sounds received by the microphone are amplified and conveyed to the patient. As the human ear is considered to be a relatively good location at which to measure the pulse oxygen level of a patient, the earpiece remote alarm 510 may include a pulse oxygen sensor (not shown) that monitors the patient's pulse oxygen level and communicates this information to the wearable medical device 300 (FIG. 2). In some embodiments, the earpiece remote alarm may include a response button 513 by which the patient may indicate their consciousness in response to a detected cardiac arrhythmia and warning of imminent shock.

[0050] The watch monitor remote alarm 520 resembles an ordinary wristwatch and is configured to be disposed about the patient's wrist using a strap in a conventional manner. The watch monitor remote alarm may, for example, be based upon a watch monitor reference platform, such as the eZ430 Chronos Wireless Watch, available from Texas Instruments. As shown, the watch monitor remote alarm 520 includes a display 521 which can display the date and time, and operate as a conventional wristwatch/alarm using, for example, buttons 524 and 525 for programming the date and time, and setting any alarms. The display 521 can also display informational messages or prompts communicated by the wearable medical device 300 (FIG. 2). For example, as shown in FIG. 4, the display 521 may display a heart symbol to indicate that no arrhythmias are currently detected, and may indicate the state of charge of the battery unit associated with

the wearable medical device. Although not shown, the watch monitor remote alarm 520 may include an RF transceiver to receive messages, prompts, and other information from the wearable medical device 300, and to communicate information back to the wearable medical device. For example, where the wearable medical device detects a cardiac arrhythmia and issues a warning that a shock is imminent, the patient may press and hold a response button 526 to indicate that they are conscious. The watch monitor remote alarm 520 may again include functionality to determine whether the response button 526 was actuated by the patient, or by another. Communication standards supported by the watch monitor remote alarm can include Bluetooth, Wireless USB, ZigBee, as well as wireless Ethernet. The watch monitor remote alarm 520 can include an audio output device (not shown) by which alarms or audible messages may be communicated to the patient. The watch monitor remote alarm may also include sensors (disposed on the back side of the watch and not visible in FIG. 4) to detect the patient's pulse rate, temperature, or blood oxygen level, which may be displayed on the display 521. Such information may be displayed by using scrolling buttons 522 and 523.

[0051] Having thus described several aspects of at least one embodiment of this invention, it is to be appreciated various alterations, modifications, and improvements will readily occur to those skilled in the art. Such alterations, modifications, and improvements are intended to be part of this disclosure, and are intended to be within the scope of the invention. Accordingly, the foregoing description and drawings are by way of example only.

What is claimed is:

1. A cardiac monitoring and treatment system, comprising:

a wearable defibrillator worn about a torso of a patient comprising one or more buttons configured to be actuated by the patient to cause the wearable defibrillator to withhold an imminent delivery of a therapy necessitated by a detected cardiac arrhythmia; and

a remote device configured to communicate with the wearable defibrillator, comprising

a touch screen comprising one or more remote response buttons accessible by the patient, wherein the one or more remote response buttons are configured to be actuated by the patient to respond to a notification of the imminent delivery of the therapy necessitated by the detected cardiac arrhythmia,

a wireless transceiver for bi-directional wireless communication with the wearable defibrillator, and

a processor coupled to the touch screen and the wireless transceiver, the processor programmed to cause the remote device to provide the notification of the imminent delivery of the therapy necessitated by the detected cardiac arrhythmia based on a communication received from the wearable defibrillator via the wireless transceiver,

wherein actuation of either the one or more remote response buttons of the remote device or the one or more buttons of the wearable defibrillator causes the wearable defibrillator to withhold the imminent delivery of the therapy necessitated by the detected cardiac arrhythmia.

2. The system of claim 1, wherein the processor is configured to cause the touch screen to display a text message.

3. The system of claim 1, wherein the processor is configured to cause the touch screen to function as a clock when not otherwise communicating with the patient or a bystander.

4. The system of claim 1, wherein the remote device is configured to communicate over a cellular network.

5. The system of claim 1, wherein the processor causes the touch screen to display an indication of cardiac condition.

6. The system of claim 1, wherein the remote device is configured to be disposed about a wrist of the patient.

7. The system of claim 6, further comprising a sensor disposed in the remote device, the sensor including at least one of a pulse rate sensor, a body temperature sensor, and a blood oxygen level sensor.

8. The system of claim 1, wherein the wireless transceiver includes at least one of a radiofrequency transceiver, a BLUETOOTH transceiver, a wireless Ethernet transceiver, a wireless USB transceiver, and a ZIGBEE transceiver.

9. The system of claim 1, wherein the one or more remote response buttons are interactive touch screen display buttons.

10. The system of claim 1, wherein the notification is a visual notification displayed on the touch screen.

11. The system of claim 10, wherein the remote device comprises at least one of an audio output device and an electro-mechanical vibrator.

12. The system of claim 11, wherein the processor causes the audio output device to provide an audible notification relating to at least one of device information relating to the wearable defibrillator and the detected cardiac arrhythmia of the patient.

13. The system of claim 12, wherein the audible notification includes at least one of an audible alarm siren or tone, a voice message, and a voice prompt.

14. The system of claim 12, wherein at least one of the visual notification and the audible notification indicates a cardiac arrhythmia has been detected and a shock is to be delivered by the wearable defibrillator.

15. The system of claim 14, wherein the at least one of the visual notification and the audible notification further prompts the patient to actuate the one or more remote response buttons to withhold the shock from being delivered by the wearable defibrillator.

16. The system of claim 1, wherein the one or more buttons of the wearable defibrillator comprise one or more buttons disposed on a housing for receiving input from the patient.

17. A remote device comprising:

a wireless transceiver for wirelessly communicating with a wearable defibrillator configured to be worn about a torso of a patient, wherein the wearable defibrillator comprises one or more buttons configured to be actuated by the patient to cause the wearable defibrillator to withhold an imminent delivery of a therapy necessitated by a detected cardiac arrhythmia;

a touch screen comprising one or more remote response buttons accessible by the patient, wherein the one or more remote response buttons are configured to be actuated by the patient to respond to a notification of the imminent delivery of the therapy necessitated by the detected cardiac arrhythmia; and

a processor coupled to the wireless transceiver, the processor causing the touch screen to provide the notification of the imminent delivery of the therapy based on

a communication received from the wearable defibrillator via the wireless transceiver,
wherein actuation of either the one or more remote response buttons or the one or more buttons of the wearable defibrillator causes the wearable defibrillator to withhold delivery of the therapy necessitated by the detected cardiac arrhythmia.

18. The remote device of claim **17**, further comprising a touch screen comprising the one or more remote response buttons, wherein the one or more remote response buttons are interactive touch screen display buttons.

19. The remote device of claim **17**, wherein the processor causes the touch screen to display an indication of cardiac condition.

20. The remote device of claim **17**, wherein the remote device is configured to communicate over a cellular network.

* * * * *

专利名称(译)	远程医疗设备报警		
公开(公告)号	US20190091482A1	公开(公告)日	2019-03-28
申请号	US16/185123	申请日	2018-11-09
[标]申请(专利权)人(译)	卓尔医学产品公司		
申请(专利权)人(译)	ZOLL医疗公司		
当前申请(专利权)人(译)	ZOLL医疗公司		
[标]发明人	KAIB THOMAS E VOLPE SHANE S RATTANNI RICHARD A		
发明人	KAIB, THOMAS E VOLPE, SHANE S RATTANNI, RICHARD A		
IPC分类号	A61N1/39 A61B5/00 G08B25/01 A61B5/01 A61B5/024 A61B5/145 G08B25/10 G08B3/10 G08B21/02		
CPC分类号	A61B5/7405 G08B25/016 A61N1/3993 A61B5/0022 A61B5/01 A61B5/02438 A61B5/14542 A61B5/742 G08B25/10 A61B5/7455 G08B3/10 G08B21/02 G08B21/0277		
优先权	61/411189 2010-11-08 US		
其他公开文献	US10485982		
外部链接	Espacenet USPTO		

摘要(译)

心脏监测和治疗系统包括佩戴在患者躯干周围的可穿戴式除颤器和配置成与可穿戴式除颤器通信的远程设备。可穿戴式除颤器包括一个或多个按钮，该按钮被配置成由患者致动以使可穿戴式除颤器阻止即将发生的由检测到的心律失常所需的治疗。远程设备包括触摸屏，该触摸屏包括患者可访问的一个或多个远程响应按钮，以响应检测到的心律失常所需的即将发送治疗的通知。致动远程设备的一个或多个远程响应按钮或可穿戴除颤器的一个或多个按钮使得可穿戴除颤器阻止由检测到的心律失常所必需的即将发送的治疗。

