



(19) **United States**

(12) **Patent Application Publication**  
**CRONIN et al.**

(10) **Pub. No.: US 2018/0263542 A1**  
(43) **Pub. Date: Sep. 20, 2018**

(54) **MODULAR MONITORING DEVICE  
PLATFORM WITH INTERCHANGEABLE  
MODULES**

**Publication Classification**

(71) Applicant: **KONINKLIJKE PHILIPS N.V.**,  
EINDHOVEN (NL)  
(72) Inventors: **John E. CRONIN**, BONITA SPRINGS,  
FL (US); **Christopher Michael**  
**HUFFINES**, BONITA SPRINGS, FL  
(US)

(51) **Int. Cl.**  
*A61B 5/1455* (2006.01)  
*A61B 5/00* (2006.01)  
*A61B 5/0205* (2006.01)  
*G16H 40/67* (2006.01)  
(52) **U.S. Cl.**  
CPC ..... *A61B 5/14551* (2013.01); *A61B 5/0022*  
(2013.01); *A61B 5/02055* (2013.01); *A61B*  
*2562/227* (2013.01); *A61B 2560/045*  
(2013.01); *A61B 2562/08* (2013.01); *G16H*  
*40/67* (2018.01)

(21) Appl. No.: **15/761,189**

(22) PCT Filed: **Sep. 22, 2016**

(86) PCT No.: **PCT/EP2016/072517**

§ 371 (c)(1),

(2) Date: **Mar. 19, 2018**

**Related U.S. Application Data**

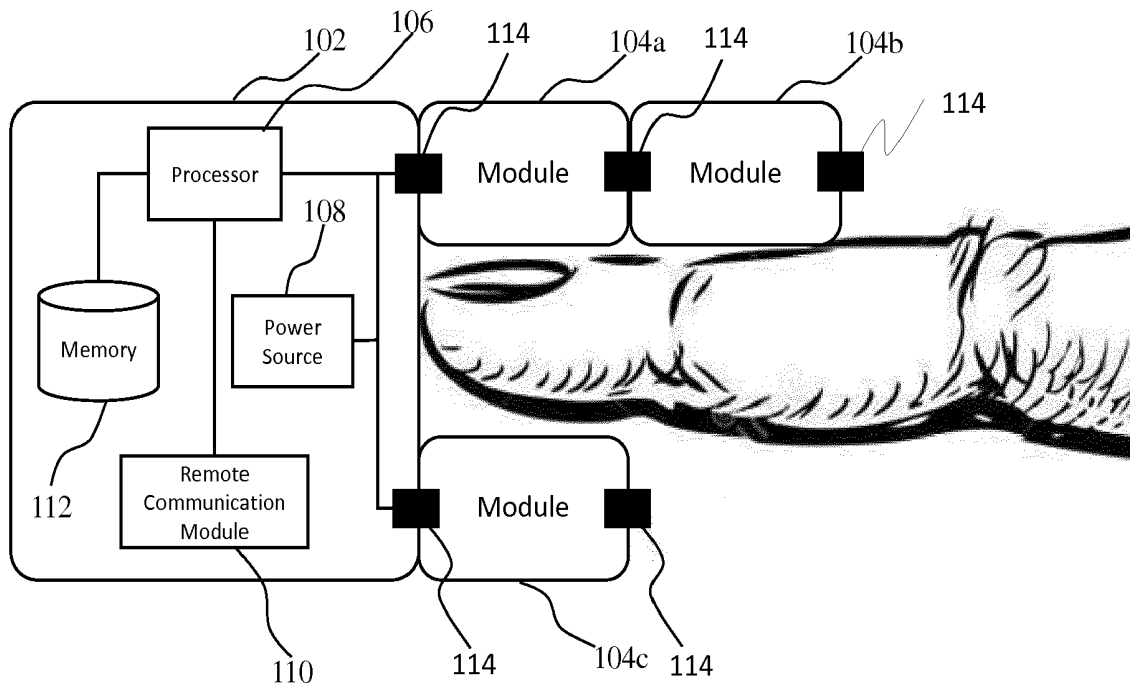
(60) Provisional application No. 62/222,665, filed on Sep. 23, 2015.

(30) **Foreign Application Priority Data**

Mar. 18, 2016 (EP) ..... 16161221.3

(57) **ABSTRACT**

Systems and methods for operating a modular pulse oximeter platform with interchangeable modules. The method comprises selecting a plurality of modules based on a health context and connecting in a serial manner the plurality of modules and a pulse oximeter platform via a plurality of connection means. The pulse oximeter interprets identification numbers from the plurality modules and operates the connected plurality of modules accordingly. Data received from the plurality of modules are associated with each other or with pulse oximeter data.



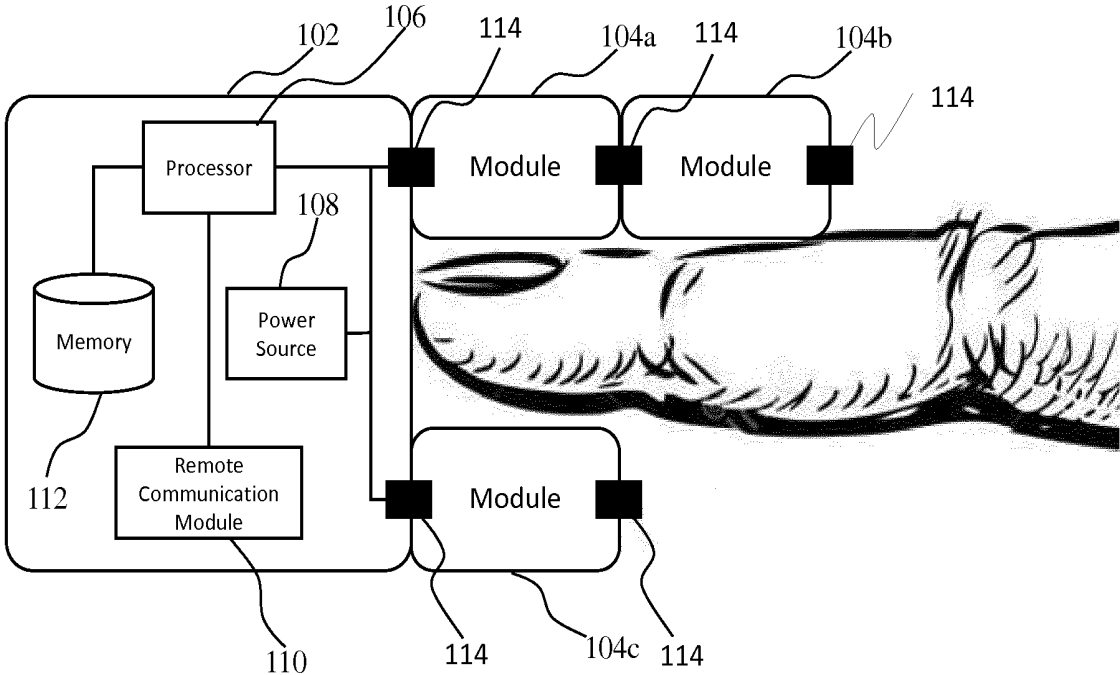


FIG. 1

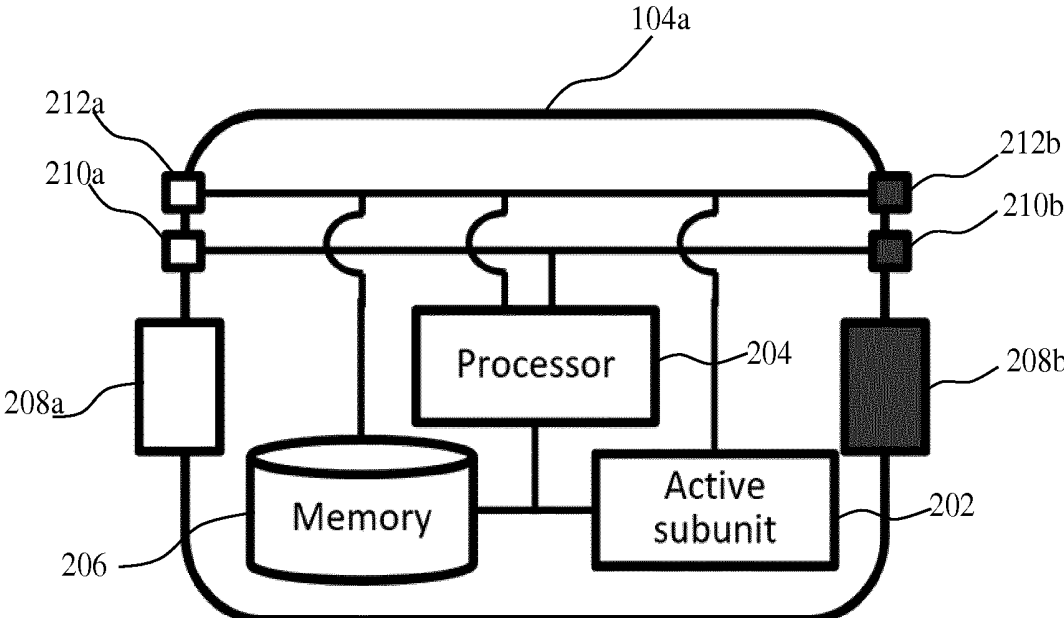


FIG. 2

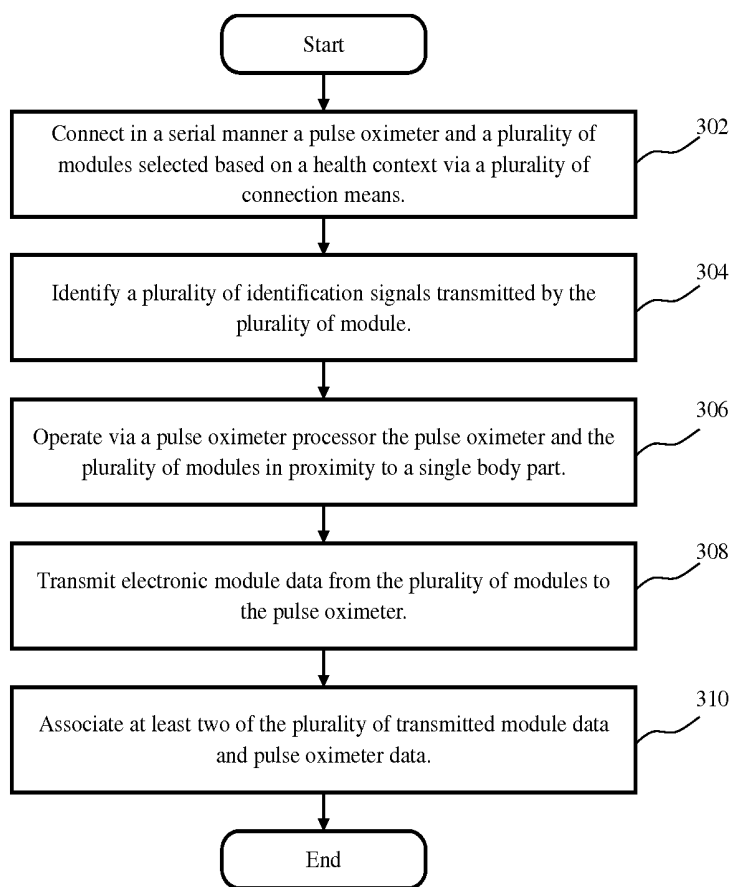


FIG. 3

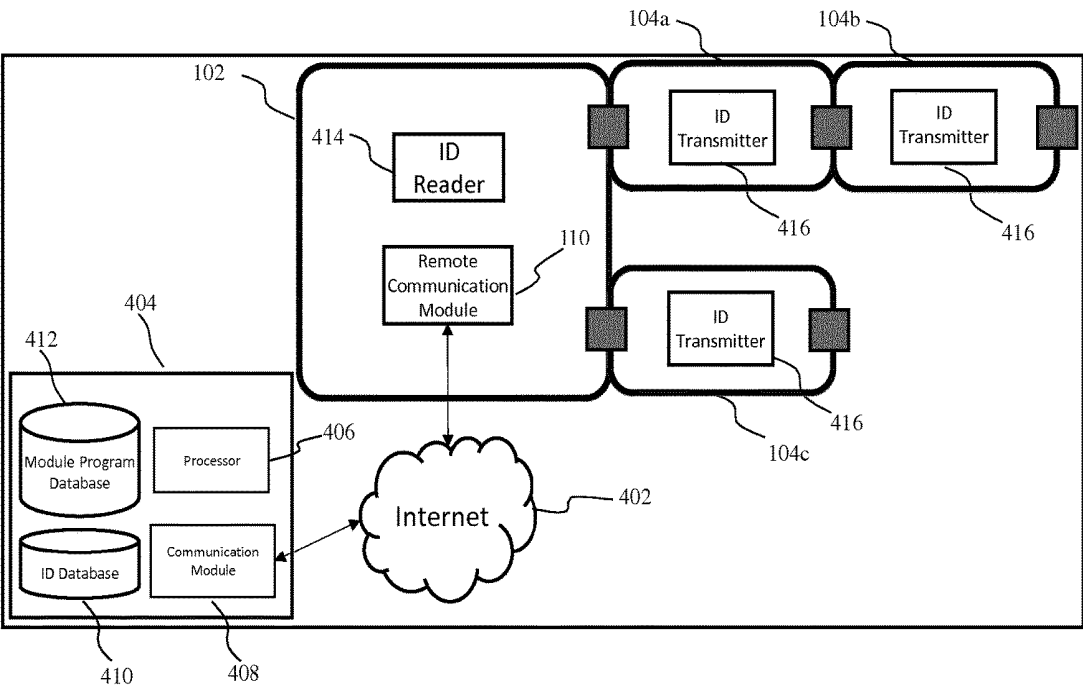


FIG. 4

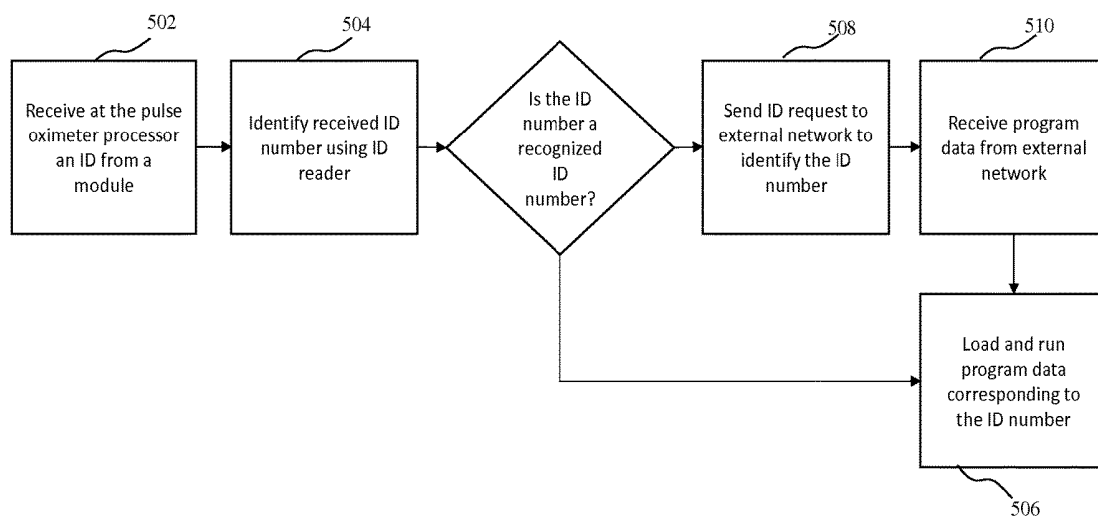


FIG. 5

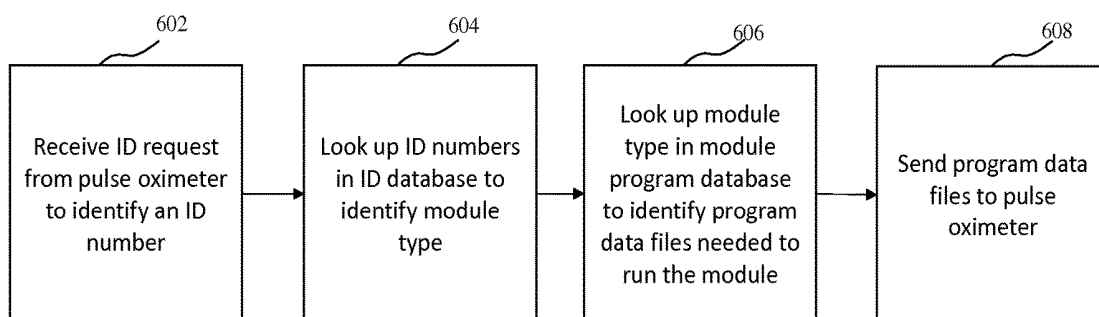


FIG. 6

ID Signal Number	Module Type
0154873	TK 427 Pulse Oximeter
0154874	T-16 Memory
0154875	BTL-S3 Controller (Universal)
0154876	BTL-S3 Controller (Universal)
0154877	BTL-S3 Controller (Universal)
0154878	TK 427 Pulse Oximeter
0154879	T-16 Memory
0154880	BTL-A4 Controller (Bed)
0154881	T65C GPS
...	

FIG. 7

Module Type	Data Files
BTL-A4 Controller (Bed)	BTLmain.dat, A4DisplayDriver.dat, A4GUI.dat
BTL-S3 Controller (Universal)	BTLmain.dat, S3ButtonController.dat
TK 427 Pulse Oximeter	TK427sensor.dat, TK427OffPostDetection.dat, TK427Pcalculator.dat
T-16 Memory	T16InputOutput.dat, T16indexing.exe, T16compression.exe
T65C GPS	T65CReceiver.dat, T65CAlgorithms.dat
...	

FIG. 8

## MODULAR MONITORING DEVICE PLATFORM WITH INTERCHANGEABLE MODULES

### BACKGROUND OF THE INVENTION

**[0001]** Modular devices are known wherein multiple modules may be incorporated to extend the functionality of a base device. Modularity provides an advantage in extending the usability of a device as it reduces the need to replace an old device with a newer device having better functionalities. Instead, new modules can be purchased and incorporated into the base device. Modularity also provides flexibility and adaptability as various modules may be selected based on the context. Necessary modules can be selected while modules no longer needed or wanted can be removed from the modular device platform with ease. Modularity is particularly advantageous in the health industry, such as in hospitals, clinics, emergency rooms, doctor's offices, and long-term home care facilities. As there is diversity in patient condition and health context, there is also a variety of ways in combining medical devices suited for a particular patient condition or health context.

### SUMMARY OF THE CLAIMED INVENTION

**[0002]** Embodiments according to the present invention relates to systems and methods for operating a modular pulse oximeter platform with interchangeable modules. The system comprises a pulse oximeter as the platform for connecting a plurality of modules selected based on a health context. Each of the plurality of modules and the pulse oximeter comprises a plurality of connection means for mechanically, electronically, and electrically connecting in a serial manner the pulse oximeter to the plurality of modules.

**[0003]** The method according to some embodiments comprises connecting in a serial manner a pulse oximeter and a plurality of modules selected based on a health context via a plurality of connection means. The plurality of modules are identified and operated in proximity to a single body part. Afterwards, the pulse oximeter retrieves and associates the various module data and pulse oximeter data.

### BRIEF DESCRIPTION OF THE DRAWINGS

**[0004]** FIG. 1 illustrates a block diagram of a system for operating a modular pulse oximeter platform with interchangeable modules according to a preferred embodiment of the present invention.

**[0005]** FIG. 2 is a block diagram of a module according to a preferred embodiment of the present invention.

**[0006]** FIG. 3 is a flowchart of a preferred method of the present invention.

**[0007]** FIG. 4 is a block diagram of a modular pulse oximeter platform connected to a health network according to an embodiment of the present invention.

**[0008]** FIG. 5 is a flowchart of modular pulse oximeter platform software according to an embodiment of the present invention.

**[0009]** FIG. 6 is a flowchart of a health network software according to an embodiment of the present invention.

**[0010]** FIG. 7 is an illustrative embodiment of the ID database according to an embodiment of the present invention.

**[0011]** FIG. 8 is an illustrative embodiment of the module program database according to an embodiment of the present invention.

### DETAILED DESCRIPTION OF THE EMBODIMENTS

**[0012]** Some embodiment of the present invention relates to a method for operating a modular pulse oximeter platform with interchangeable modules comprising: connecting in a serial manner a pulse oximeter and a plurality of modules selected based on a health context via a plurality of connection means; identifying a plurality of identification numbers transmitted by the plurality of modules; operating via a pulse oximeter processor the pulse oximeter and the plurality of modules in proximity to a single body part; transmitting module data from the plurality of modules to the pulse oximeter; and associating at least two of the plurality of transmitted module data and pulse oximeter data.

**[0013]** Some embodiment of the present invention also relates to a modular pulse oximeter platform **100** with interchangeable modules **104** (e.g., **104a-104c**) comprising a pulse oximeter **102** including a power source **108** and a remote communication module **110**, and a plurality of modules **104** (e.g., **104a-104c**) each having an active subunit, wherein each of the pulse oximeter and the plurality of modules has its processor (e.g., **106**, **204**), memory (e.g., **112**, **206**) and connection means **114** for mechanically, electronically, and electrically connecting in a serial manner the pulse oximeter and the plurality of modules.

**[0014]** In a preferred embodiment illustrated in FIG. 1, a pulse oximeter **102** is provided as a monitoring platform to which a plurality of modules **104a-c** are serially connected. The pulse oximeter **102** comprises a processor **106**, a power source **108**, a remote communication means **110**, a memory module **112**, and a plurality of connection means **114**. An exemplary embodiment of the module **104a** illustrated in FIG. 2 comprises an active subunit **202**, a processor **204**, a memory module **206**, and a plurality of connection means **208a**, **208b**, **210a**, **210b**, **212a**, and **212b** for mechanically, electronically, and electrically connecting the module **104a** to either the pulse oximeter **102** or to the module **104b**. In the connected serial configuration, the mechanical connection means **208a** mechanically interlocks the module **104a** to the pulse oximeter **102** while mechanical connection means **208b** mechanically interlocks the module **104a** to the module **104b**. In the same configuration, the power communication means **210a** enables the supply of power from the power source **108** to the module **104a**, while the power communication means **210b** enables the supply of power to the module **104b**. In the same connected serial configuration, the data connection means **212a** and **212b** also enable the communication of data among the pulse oximeter **102** and the plurality of module **104a-c** by connecting the plurality of data communication means **212a** and **212b** of each module **104a-c** to the pulse oximeter **102**.

**[0015]** The pulse oximeter **102** is preferably a portable pulse oximeter device adapted to be worn on a patient's finger and adapted to measure the oxygen saturation of the patient. Alternatively, the pulse oximeter **102** is adapted to be clipped onto the patient's ear, toe, or a body part other than the patient's finger.

**[0016]** A plurality of modules **104a-c** are selected based on a health context of the patient and are serially connected to the pulse oximeter **102**. The modular design of some

embodiments of the present invention enables the interchangeability and customizability of modules **104a-c** as needed based on the health context. Any number of modules can be connected in series to the pulse oximeter **102**. Further, the operation of the modular pulse oximeter platform is preferably independent of the sequence in which the modules are attached. For example, a first configuration having the sequence that includes a temperature module, a blood pressure module, and a microphone module preferably functions in the same manner as a second configuration having the sequence that includes a blood pressure module, a microphone module, and a blood pressure module. Modules **104a-c** may perform various functions, and they include modules for measuring temperature (temperature module), determining location using Global Positioning Satellite signals (GPS module), emit a security alert when moved into or out of a specific location (security alert module), may contain a barcode or other identification means (ID module), an accelerometer (accelerometer module), or may measure chemical detectors using microelectromechanical systems, reagent strips, or other means (chemical detection module).

[0017] In another embodiment, the pulse oximeter comprises more than one connection means for attaching more than one series of modules. For example, the pulse oximeter **102** illustrated in FIG. 1 has two connection means **114** to which two modules **104a** and **104c** may be connected to the pulse oximeter **102** in a parallel manner. Additional electronic modules may be connected in a serial manner to either module **104a** or module **104c**.

[0018] The health context may be, for example, a disease, a symptom, ambient conditions, patient age, or a specific situation. Customization is performed by the user or a medical professional by considering the health context and the data desired for acquisition. For example, a patient experiencing difficulty in breathing will be monitored by customizing the pulse oximeter with a blood pressure module, a temperature module, an SD card module, a Bluetooth sensor module, and a microphone module.

[0019] The serial manner by which the pulse oximeter **102** and the plurality of modules **104a-c** are connected with each other is enabled by the plurality of connection means **208a**, **208b**, **210a**, **210b**, **212a**, and **212b**, which may be tongue and groove elements or male and female connectors wherein a first connection means is located on one side of the module or the pulse oximeter and a second connection means is located on an opposite side of the module or the pulse oximeter, such that stacking or connecting two modules will cause the first connection means and the second connection means to be mechanically interlocked. In an exemplary embodiment, the connection means **208a**, **210a**, and **212a** are female connectors, while the connection means **208b**, **210b**, and **212b** are male connectors, wherein the male connectors **208a**, **210a**, and **212a** of the module **104a** are adapted to be received by the female connector **208b**, **210b**, and **212b** of a second module.

[0020] The active subunit **202** residing inside each of the plurality of modules **104a-c** is preferably a physiological sensor for measuring a physiological parameter of a user (e.g., the patient), such as respiration, pulse, blood pressure, temperature, and pH. The active subunit **202** may also be any module element such as an actuator, tactile stimulator, controller, memory card, Bluetooth adapter, or any module that extends the functionality of the pulse oximeter **102**.

[0021] FIG. 3 illustrates a preferred method of the present invention. A plurality of modules **104** are selected based on a health context and the selected plurality of modules **104** are then connected with each other and to a pulse oximeter **102** in a serial manner via a plurality of connection means **114** (step **302**). Identification (ID) numbers are transmitted by the modules **104** and upon receipt by the pulse oximeter **102**, the ID numbers are identified (step **304**). These ID numbers may be transmitted by wired or wireless means. Based on the ID numbers, the pulse oximeter processor **106** operates the connected modules **104** accordingly using software and rules configured for the ID numbers (step **306**). The physical dimensions and the serial configuration of the pulse oximeter **102** and the plurality of modules **104** enable the operation of the pulse oximeter **102** and the plurality of modules **104** in proximity to a single body part, e.g., the patient's right hand, the patient's right ear, or the patient's left foot. Data, such as sensor data acquired by a sensing module, is communicated between the modules **104** and the pulse oximeter **102** (step **308**). The various sets of data obtained by the pulse oximeter processor **106** from the pulse oximeter **102** and the plurality of modules **104** are associated with each other using analytical tools and algorithms (step **310**).

[0022] In accordance with an embodiment of the present invention, the step of associating at least two of the plurality of transmitted module data and pulse oximeter data (i.e., the step of associating the various data) involves the synchronization, correlation, and computation of respective data sets. Data obtained from the pulse oximeter **102** and the plurality of modules **104** are time-stamped and grouped together. For example, pulse oximeter **102**, temperature data and blood pressure data obtained during one session will be tagged as belonging to the same patient and to the same session. Alternatively, the step of associating the various data sets comprises inputting the various data sets to an algorithm to perform functions such as calibration, correlation, and diagnosis.

[0023] In one exemplary embodiment of the present invention, a medical professional monitors the vital signs of a patient. The medical professional selects modules customized to the patient. Thus, the medical professional may connect a temperature sensor, a blood pressure sensor, an SD card module, a display module, and a microphone to a pulse oximeter platform. The connected modules **104** are identified by the pulse oximeter **102** and are operated according to predefined operational parameters, e.g., module driver, sampling frequency, and memory allocation. Data obtained by the temperature sensor, the blood pressure sensor, and the microphone are sent to the pulse oximeter, wherein the pulse oximeter processor groups the temperature data, blood pressure data, and audio data into a data set associated with the session and/or patient. Following these steps, the medical professional may remove the display module and attach a Wi-Fi module, so that these data can be uploaded to a cloud server for further processing.

[0024] In another embodiment of the present invention illustrated in FIG. 4, the pulse oximeter **102** connects to the internet **402** using the remote communication module **110** in order to communicate with a health network **404** comprising a health network processor **406**, a communication module **408**, an ID database **410**, and a module program database **412**. In this embodiment, the pulse oximeter **102** houses an ID reader **414**, while each of the modules **104a-c** houses an

ID transmitter **416** for transmitting ID numbers where each ID number uniquely identifies the respective module. The ID reader **414** and ID transmitter **416** are wireless communication modules adapted for RFID, Bluetooth, Wi-Fi, cellular communication, or other wireless communication technology. Alternatively, the ID reader **414** and the ID transmitter **416** are software functions performed by the processors of the pulse oximeter and the plurality of modules, respectively, and the ID number is communicated via the plurality of communication means described herein.

[0025] The ID database **410** according to an embodiment of the present invention is a database that stores ID numbers and corresponding module types. As used herein, the term “module type” refers to the type of module based on, for example, their specific functionalities, e.g., a module that functions as a controller or a temperature sensor. A module type may also include information relating to the brand, model, manufacturing information, or any information identifying the module. The module program database **412** according to an embodiment of the present invention stores in a table form the various module types and program data files necessary to operate the module type. The various programs necessary to run the individual modules or a combination of modules include device drivers, configuration files, settings data, user profiles, or any routine, program, object, component, data structure, etc. to perform particular tasks.

[0026] In one embodiment of the present invention, the health network **404** is a cloud service network for providing programs necessary to operate the plurality of modules. The health network **404** may be any network managed by a manufacturer, a third party cloud service provider, a government agency, a hospital, or a local area network computer, for example.

[0027] FIG. 5 is a flowchart that shows the algorithm executed by the pulse oximeter processor **106** or the processor **204**, or both. Upon connection of an at least one module **104** to the pulse oximeter **102**, the pulse oximeter processor **106** receives the ID number(s) transmitted by the connected module (step **502**). Thereafter, the ID reader **414** is activated in order to identify the ID number(s) (step **504**). If the ID number is identified, program data corresponding to the ID number are loaded and run (step **506**) such that the connected module(s) **104** are enabled to perform one or more corresponding functions. Some or all of the program data may be loaded and run by the pulse oximeter processor **106**, the processor **204**, or a combination of the pulse oximeter processor **106** and one or more processors **204**. If the ID number is not recognized, an ID request that includes the unrecognized ID number is sent using the pulse oximeter **102**'s remote communication module **110** to a health network **404** (step **508**). After identification by the health network **404**, the necessary programs are received by the pulse oximeter **102** (step **510**).

[0028] FIG. 6 is a flowchart that shows the algorithm executed by the health network processor **406**. In the health network system **404**, the ID request sent by the pulse oximeter **102** is received (step **602**). The ID number is matched to value(s) listed in the ID database **410** to identify the module type (step **604**). A module program database **412** is then preferably consulted by, for example, the processor **406** to identify the necessary program data files to run the

module **104** that transmitted the ID number (step **606**). Afterwards, the program data files are sent to the pulse oximeter **102** (step **608**).

[0029] FIG. 7 is an embodiment of the ID database **410** of the present invention. The ID database **410** comprises two columns for the ID number and the module type. For example, an ID number of “0154873” corresponds to a pulse oximeter with type “TK 427 Pulse Oximeter.”

[0030] FIG. 8 is an embodiment of the module program database **412**. The program module database comprises two columns for the module type and the program data files, for example, data files associated with the module type “BTL-A4 Controller (Bed)” include “BTLmain.dat,” “A4DisplayDriver.dat,” and “A4GUI.dat.” Other data formats may also be used in accordance with embodiments of the present invention.

[0031] In another exemplary embodiment of the present invention, a doctor monitors the vital signs of a patient having breathing problems. The doctor selects a number of modules customized to the patient's condition. The doctor may, for example, select a blood pressure (BP) module and a microphone module to connect to a pulse oximeter platform to monitor the patient's BP and respiration. One or more RFID tags residing in the microphone module and BP module transmits RFID tag numbers to the pulse oximeter. The RFID tag number corresponding to the microphone sensor is identified by the pulse oximeter, and thus, the microphone module is operated according to the microphone module driver already stored in the pulse oximeter memory module. However, if the RFID tag number corresponding to the BP module is not recognized by the pulse oximeter, the pulse oximeter connects to the pulse oximeter manufacturer's website to determine the identity and compatibility of the newly connected module and download the necessary drivers. Once the BP module driver is downloaded, the BP module can be operated to measure the BP of the patient.

[0032] After the acquisition of BP data, audio data, and pulse oximeter data, these data sets are analyzed by the pulse oximeter processor to provide relationships between these data sets and to guide the doctor in making an accurate diagnosis. Following these steps, the doctor may remove the BP sensor and connect a display module to view the processed results.

[0033] The present invention is not intended to be restricted to the several exemplary embodiments of the invention described above. Other variations that may be envisioned by those skilled in the art are intended to fall within the disclosure.

1. A modular pulse oximeter platform with interchangeable modules for use with a patient, the modular pulse oximeter platform comprising:

- a pulse oximeter including a power source, a remote communication module for communicating with a health network, a processor, a memory, and an ID reader; and
- a plurality of modules each having an active subunit, another processor, another memory, and an ID transmitter that transmits an ID number that uniquely identifies the respective module, wherein each active subunit is a physiological sensor for measuring a physiological parameter of the patient, including at least one of a respiration, a pulse, a blood pressure, a temperature, and a pH, of the patient;

wherein each of the pulse oximeter and the plurality of modules further comprise one or more connections configured to mechanically, electronically, and electrically connect in a serial manner the pulse oximeter and the plurality of modules.

2. The modular pulse oximeter platform with interchangeable modules of claim 1, wherein the one or more connections of each of the plurality of modules further comprises: mechanical connection configured to mechanically interlock the module to another of the plurality of modules or the pulse oximeter; power communication configured to enable a supply of power from the power source to the module; and data connection configured to enable a communication of data among the pulse oximeter and the plurality of modules.

3. The modular pulse oximeter platform of claim 2, wherein the pulse oximeter is a portable pulse oximeter device adapted to be worn on the patient's body part and adapted to measure an oxygen saturation of the patient, and is adapted to be work on a patient's finger, ear, toe, or a body part other than a finger.

4. (canceled)

5. (canceled)

6. The modular pulse oximeter platform of claim 2, wherein the plurality of modules are selected from a temperature module, a blood pressure module, a microphone module, a GPS module, a security alert module, an ID module, an accelerometer module, a chemical detection module, an SD card module, and a Bluetooth sensor module.

7. (canceled)

8. The modular pulse oximeter platform of claim 3, wherein the one or more mechanical connections comprise a first connection located on one side of the modules or the pulse oximeter, and a second connection located on an opposite side of the module or the pulse oximeter and mechanically interlockable with the first connection.

9. (canceled)

10. (canceled)

11. The module pulse oximeter platform of claim 2, wherein the health network comprises a health network processor, a communication module, an ID database, and a module program database, wherein the module program database stores in a table form the module types and a number of program data files necessary to operate the module types.

12. The module pulse oximeter platform of claim 2, wherein the ID reader and the ID transmitter are wireless communication modules adapted for RFID, Bluetooth, Wi-Fi, cellular communication, or other wireless communication technology.

13. The module pulse oximeter platform of claim 2, wherein the ID reader and the ID transmitter are software functions performed by the processors of the pulse oximeter and the plurality of modules, respectively.

14. The module pulse oximeter platform of claim 11, wherein the ID database comprises one or more ID numbers and one or more module types corresponding to the ID numbers.

15. (canceled)

16. The module pulse oximeter platform of claim 11, wherein health network is a cloud service network.

17. A method for operating a modular pulse oximeter platform with interchangeable modules for use with a patient, the method comprising:

connecting in a serial manner a pulse oximeter and a plurality of modules selected based on a health context of a patient via a plurality of connections, wherein the health context is a disease, a symptom, an ambient condition, a patient age, a specific situation, or a combination thereof;

identifying a plurality of identification numbers transmitted by the plurality of modules;

operating via a pulse oximeter processor the pulse oximeter and the plurality of modules in proximity to a single body part of the patient, wherein the pulse oximeter processor groups a temperature data, a blood pressure data, and an audio data into a data set associated with the patient;

transmitting module data from the plurality of modules to the pulse oximeter; and

associating at least two of the plurality of transmitted module data and pulse oximeter data, the associating involving the synchronization, correlation, and computation of respective data sets; and

activating an ID reader, wherein the identifying a plurality of identification numbers transmitted by the plurality of modules is done using the ID reader.

18. (canceled)

19. (canceled)

20. (canceled)

21. The method of claim 17, wherein program data corresponding to the ID number is loaded and ran when the ID is identified, wherein the connected modules are enabled to perform one or more corresponding functions.

22. The method of claim 21, wherein some or all of the program data may be loaded and run by the pulse oximeter processor, a processor of the modules, or a combination of the pulse oximeter processor and the processor or the modules.

23. The method of claim 17, wherein, when the ID number is not recognized, an ID request that includes the unrecognized ID number is sent to a health network using a remote communication module of the pulse oximeter.

24. The method of claim 23 further comprising:

receiving, at the health network, the ID request sent by the pulse oximeter;

identify a module type by matching the ID number to a value listed in an ID database in the health network, wherein the ID database comprises one column for the ID number and another column for the module type;

identifying a program data file necessary to run the module by looking up the module type in a module program database of the health network, wherein the module program database comprises one column for the module type and another column for the program data files; and

sending the program data file to the pulse oximeter.

25. (canceled)

26. (canceled)

\* \* \* \* \*

专利名称(译)	模块化监控设备平台，带可互换模块		
公开(公告)号	<a href="#">US20180263542A1</a>	公开(公告)日	2018-09-20
申请号	US15/761189	申请日	2016-09-22
[标]申请(专利权)人(译)	皇家飞利浦电子股份有限公司		
申请(专利权)人(译)	皇家飞利浦N.V		
当前申请(专利权)人(译)	皇家飞利浦N.V		
[标]发明人	CRONIN JOHN E HUFFINES CHRISTOPHER MICHAEL		
发明人	CRONIN, JOHN E. HUFFINES, CHRISTOPHER MICHAEL		
IPC分类号	A61B5/1455 A61B5/00 A61B5/0205 G16H40/67		
CPC分类号	A61B5/14551 A61B5/0022 A61B5/02055 G16H40/67 A61B2560/045 A61B2562/08 A61B2562/227 G06F19/00 G16H40/63		
优先权	2016161221 2016-03-18 EP 62/222665 2015-09-23 US		
外部链接	<a href="#">Espacenet</a> <a href="#">USPTO</a>		

摘要(译)

用于操作具有可互换模块的模块化脉冲血氧计平台的系统和方法。该方法包括基于健康状况选择多个模块并通过多个连接装置以串行方式连接多个模块和脉冲血氧计平台。脉冲血氧计从多个模块解释识别号并相应地操作连接的多个模块。从多个模块接收的数据彼此相关联或与脉搏血氧计数据相关联。

