



(19) **United States**

(12) **Patent Application Publication**
Macho et al.

(10) **Pub. No.: US 2018/0304068 A1**

(43) **Pub. Date: Oct. 25, 2018**

(54) **WEARABLE DEFIBRILLATOR WITH AUDIO INPUT/OUTPUT**

Publication Classification

(71) Applicant: **ZOLL Medical Corporation,**
Chelmsford, MA (US)

- (51) **Int. Cl.**
- A61N 1/04* (2006.01)
- A61N 1/39* (2006.01)
- A61B 5/00* (2006.01)
- A61B 5/0408* (2006.01)
- A61B 5/0402* (2006.01)
- A61N 1/372* (2006.01)

(72) Inventors: **John D. Macho,** Farmington, PA (US);
Shane S. Volpe, Saltsburg, PA (US);
Richard A. Rattanni, Verona, PA (US);
Philip C. Skalos, Munhall, PA (US);
Thomas E. Kaib, Irwin, PA (US);
Marshal W. Linder, New Kensington,
PA (US)

- (52) **U.S. Cl.**
- CPC *A61N 1/0484* (2013.01); *A61N 1/3993*
(2013.01); *A61N 1/3987* (2013.01); *A61N*
1/3925 (2013.01); *A61N 1/37217* (2013.01);
A61B 5/0002 (2013.01); *A61N 1/046*
(2013.01); *A61B 5/04085* (2013.01); *A61B*
5/0402 (2013.01); *A61N 1/39* (2013.01)

(21) Appl. No.: **16/014,365**

(22) Filed: **Jun. 21, 2018**

Related U.S. Application Data

- (60) Continuation of application No. 15/285,295, filed on Oct. 4, 2016, now Pat. No. 10,029,110, which is a continuation of application No. 14/607,843, filed on Jan. 28, 2015, now Pat. No. 9,492,676, which is a continuation of application No. 14/325,041, filed on Jul. 7, 2014, now Pat. No. 8,965,500, which is a division of application No. 13/757,105, filed on Feb. 1, 2013, now Pat. No. 8,774,917, which is a continuation of application No. 12/082,168, filed on Apr. 9, 2008, now Pat. No. 8,369,944.
- (60) Provisional application No. 60/933,310, filed on Jun. 6, 2007.

(57) **ABSTRACT**

A wearable defibrillator includes a plurality of ECG electrodes removably attached to a patient and configured to sense a cardiac condition of the patient, and at least one therapy pad configured to deliver electrical therapy to the patient. The wearable defibrillator may include a microphone configured to receive an audio input and sense environmental noise and a speaker configured to output one or more alarms signaling that treatment is about to be provided to the patient. At least one processor of the wearable defibrillator is operatively connected to the plurality of ECG electrodes, the at least one therapy pad, a memory, and the at least one audio device. The at least one processor is configured to monitor the sensed cardiac condition and increase a volume of the one or more alarms when the microphone senses from the environmental noise that the wearable defibrillator is in a high noise environment.

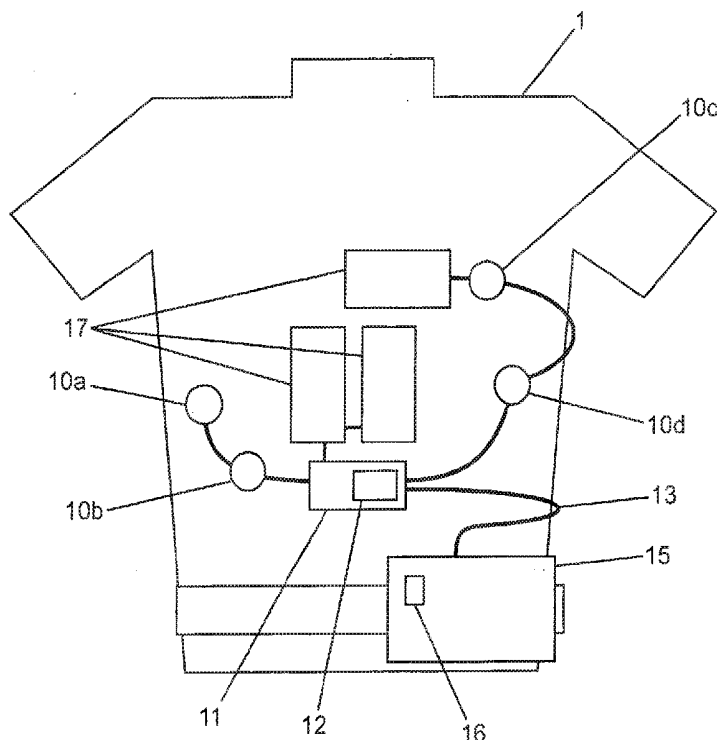


Figure 1

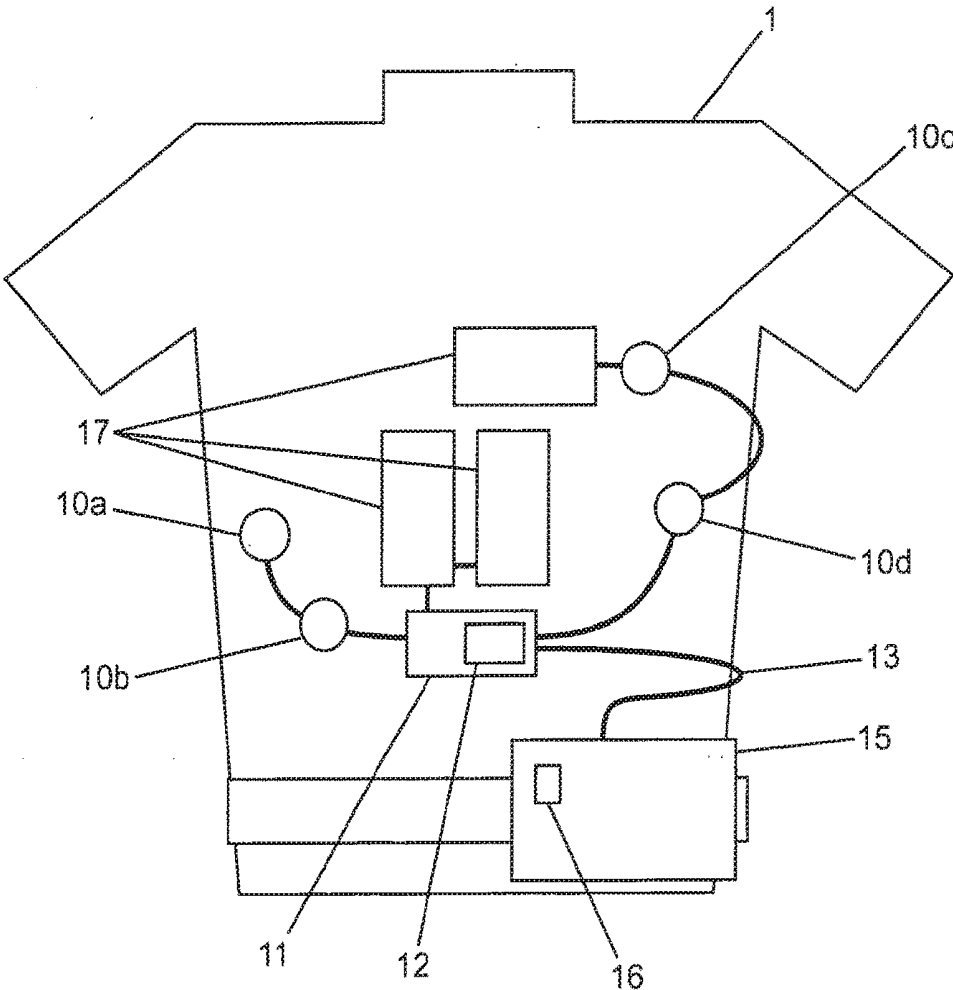
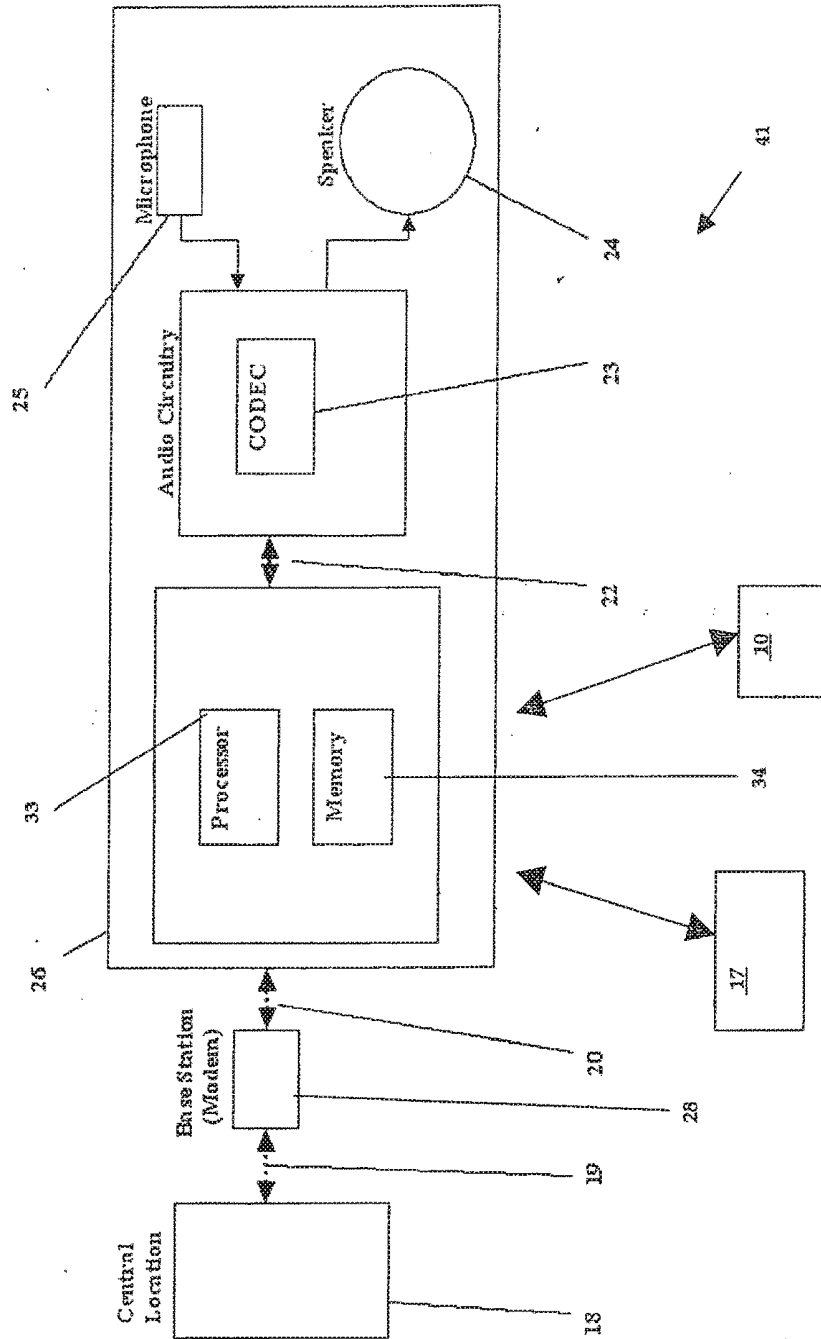


FIGURE 2



WEARABLE DEFIBRILLATOR WITH AUDIO INPUT/OUTPUT

CROSS-REFERENCE TO RELATED APPLICATIONS

[0001] This application is a continuation of U.S. application Ser. No. 15/285,295, titled “Wearable Defibrillator with Audio Input/Output” filed on Oct. 4, 2016, which is a continuation of U.S. application Ser. No. 14/607,843, titled “Wearable Defibrillator with Audio Input/Output” filed on Jan. 28, 2015, now U.S. Pat. No. 9,492,676, which is a continuation of U.S. application Ser. No. 14/325,041 titled “Wearable Defibrillator with Audio Input/Output” filed on Jul. 7, 2014, now U.S. Pat. No. 8,965,500, which is a division of U.S. application Ser. No. 13/757,105 titled “Wearable Defibrillator with Audio Input/Output” filed on Feb. 1, 2013, now U.S. Pat. No. 8,774,917, which is a continuation of U.S. application Ser. No. 12/082,168 titled “Wearable Defibrillator with Audio Input/Output” filed Apr. 9, 2008, now U.S. Pat. No. 8,369,944, which claims priority under 35 U.S.C. § 119(e) to U.S. Provisional Patent Application Ser. No. 60/933,310 filed on Jun. 6, 2007. Each of the above foregoing applications are hereby incorporated herein by reference in their entirety.

FIELD OF THE INVENTION

[0002] This invention relates to wearable defibrillators.

BACKGROUND

[0003] There are many patients susceptible to heart arrhythmias who are at risk of sudden death. For example, patients undergoing a coronary artery occlusion and myocardial infarction are at substantial risk of tachyarrhythmia for several weeks following the coronary artery occlusion. Such patients are generally hospitalized but can be discharged earlier if there is a practical means to protect them from life threatening arrhythmias. One such practical means includes the implantation of an automatic defibrillator. However, patients may also be discharged prior to such an implantation if an external defibrillator, such as, for example, a wearable defibrillator, is available in case they experience a life-threatening tachyarrhythmia.

[0004] There are also patients who are placed at an inordinate risk due to the surgery required for implanting an implantable defibrillator. For such patients, implantation would preferably be avoided so such an inordinate risk could be avoided or otherwise mitigated.

[0005] Wearable defibrillators are often used to help people who have an increased risk of experiencing a life threatening arrhythmia due to specific heart conditions. Such wearable defibrillators are typically configured to provide treatment if a life threatening arrhythmia is detected. For example, U.S. Pat. Nos. 4,928,690, 5,078,134, 5,741,306, 5,944,669, 6,065,154, 6,097,987, 6,253,099, 6,280,461 and 6,681,003, disclose wearable defibrillators. The entirety of U.S. Pat. Nos. 4,928,690, 5,078,134, 5,741,306, 5,944,669, 6,065,154, 6,097,987, 6,253,099, 6,280,461 and 6,681,003, are hereby incorporated herein by reference.

[0006] Wearable defibrillators are typically used to help patients that either cannot risk an implantation of a defibrillator or are awaiting such an implantation. Occasionally, analysis performed by the wearable defibrillator may falsely indicate that the patient is experiencing an arrhythmia that

requires treatment. In such circumstances, the wearable defibrillator generates an audible alarm that is configured to stop if a patient provides a required response, such as, for example, pressing one or more response buttons. If a patient fails to press such buttons or otherwise provide a required response, the device may assume the patient is unconscious and is experiencing a condition requiring treatment. Occasionally, a bystander who is unfamiliar with a wearable defibrillator may interfere with the device by intentionally pressing the response buttons or otherwise providing a response which delays or inhibits patient treatment.

[0007] The present invention is directed toward overcoming one or more of the above-mentioned problems.

SUMMARY

[0008] A wearable defibrillator is provided that includes one or more therapy pads one or more sensors, one or more processing units operatively connected to the one or more therapy pads and one or more sensors and one or more audio devices operatively connected to the one or more processing units. The one or more audio devices are configured to receive audio input from a patient.

[0009] One embodiment of the wearable defibrillator may include one or more audio devices that are one or more microphones, one or more speakers or a combination of one or more speakers and one or more microphones. Another embodiment of the wearable defibrillator may include one or more processing units that include one or more processors and at least one memory connected to the one or more processors.

[0010] In another embodiment of the wearable defibrillator, the one or more processing units can be configured to record the patient name using a microphone and store the audio recording in non volatile memory. In some embodiments of the wearable defibrillator, a recording of the patient’s name made during setup by either an operator or patient can be played back during startup to uniquely identify who the wearable defibrillator belongs to.

[0011] In some embodiments of the wearable defibrillator, the one or more processing units can be configured to cause at least one patient responsiveness test to be run upon detection of an arrhythmia condition by the one or more sensors. In one embodiment, one of the one or more responsiveness tests can include at least one voice recognition responsiveness test, at least one button responsiveness test, or any combination thereof. For example, the one or more processing units can be configured to cause a response button responsiveness test to be run only after a voice recognition responsiveness test resulted in a response that indicated the patient is not conscious. Of course, other embodiments of the wearable defibrillator may include one or more processing units that are configured to run other patient responsiveness tests or sequences of such patient responsiveness tests.

[0012] In one embodiment of the wearable defibrillator, the audio input can include one or more sounds, such as, for example, at least one spoken word, made by the patient and the one or more processing units can be configured to recognize the audio input from the patient. In some embodiments of the wearable defibrillator, the one or more processing units may be configured such that the wearable defibrillator either delays or does not provide a treatment to

the patient when the one or more sounds is received by the one or more audio devices and recognized by the one or more processing units.

[0013] In another embodiment of the wearable defibrillator, the wearable defibrillator may include one or more processing units that are configured to recognize audio input provided by a base unit configured to operatively connect to the wearable defibrillator to verify that the base unit is functioning properly. In some embodiments of the wearable defibrillator, the base unit can include a modem and the audio input provided by the base unit can include sound made by the modem.

[0014] In yet another embodiment of the wearable defibrillator, the wearable defibrillator can include one or more mechanisms connected to the one or more processing units and the one or more processing units are configured to recognize input provided by the one or more mechanisms to verify that the one or more mechanisms are operating correctly. In some embodiments of the wearable defibrillator, the one or more mechanisms can include relays, switches or any combination thereof that produce an audible sound upon activation or deactivation.

[0015] In one embodiment of the wearable defibrillator, the processing unit of a wearable defibrillator can be configured to cause an alarm to be emitted to verify that the wearable defibrillator can properly emit the alarm. In another embodiment, the one or more processing units can be configured to cause one or more speakers to produce audio output and be configured to adjust at least one of the frequency and the amplitude characteristics of the audio output based upon audio input received from one or more microphones.

[0016] In some embodiments of the wearable defibrillator, the one or more processing units can be configured to cause data obtained by the one or more sensors to be recorded in memory connected to the one or more processing units. In one embodiment of the wearable defibrillator, the audio input can include a command and the one or more processing units can be configured to cause data obtained by the one or more sensors to be recorded in at least one memory after the command is received by the one or more audio devices.

[0017] In one embodiment of the wearable defibrillator, the one or more processing units can be configured to cause a self-diagnostic test to be run if the audio input includes a high amplitude and short duration noise that may be indicative of device abuse.

[0018] A system configured to monitor a patient is also provided. The system includes a central location, and a wearable defibrillator configured to operatively connect to the central location. The wearable defibrillator includes one or more therapy pads, one or more sensors, one or more processing units operatively connected to the one or more therapy pads and one or more sensors and one or more audio devices operatively connected to the one or more processing units. The one or more audio devices are configured to receive audio input from a patient.

[0019] In some embodiments, the system may further include a base station configured to operatively connect the wearable defibrillator to the central location. In other embodiments, the one or more processing units of the wearable defibrillator may include at least one communication device configured to connect the wearable defibrillator to the central location. Preferably, the one or more commu-

nication devices include a modem, a network card, one or more networking programs, other networking mechanisms or any combination thereof.

[0020] In one embodiment of the system, the one or more audio devices can be a microphone. In another embodiment of the system, the base station can be configured to communicate with the central location and the wearable defibrillator may be configured to transmit data from the wearable defibrillator to the central location. In yet another embodiment of the system, the central location can include one or more memory and be configured to store data transmitted from the wearable defibrillator in the one or more memory.

[0021] A method of providing treatment to a patient is also provided. The method can include providing a wearable defibrillator to the patient that includes one or more audio devices, monitoring the condition of the patient, providing audio output from the one or more audio devices to the patient to verify a monitored arrhythmia condition exists, receiving audio input from the patient with the one or more audio devices and providing treatment to the patient based on the audio input received from the patient. It should be appreciated that the audio input received from the patient may include silence or may include audible responses.

[0022] In some embodiments of the method of providing treatment to a patient, the method may also include recording the condition of the patient and communicating the recorded condition of the patient to a central location. In other embodiments of the method, the method may include utilizing one or more of the audio devices to conduct at least one diagnostic test of the wearable defibrillator, recording the results from the one or more diagnostic tests and evaluating the results of the test or tests.

[0023] Other details, objects, and advantages of the invention will become apparent as the following description of certain present preferred embodiments thereof and certain present preferred methods of practicing the same proceeds.

BRIEF DESCRIPTION OF THE DRAWINGS

[0024] Present preferred embodiments of the invention are shown in the accompanying drawings and certain present preferred methods of practicing the same are also illustrated therein.

[0025] FIG. 1 is a schematic view of a first embodiment of the present invention, which illustrates an embodiment of a wearable defibrillator.

[0026] FIG. 2 is a block diagram of an embodiment of the present invention that illustrates a system that includes an embodiment of a wearable defibrillator configured to interact with a base station and a central location.

DETAILED DESCRIPTION

[0027] Referring to FIG. 1, a wearable defibrillator may be worn by a patient and may include a belt or harness or other apparel configured to permit the patient to wear the defibrillator. Sensors, such as electrodes **10a**, **10b**, **10c** and **10d** are removably attached to the patient when the wearable defibrillator is worn by the patient. The electrodes **10a**, **10b**, **10c** and **10d** form part of electrode assembly **11** and are operatively connected to a processing unit **15** via a trunk cable **13**. In some embodiments, the processing unit **15** may include, without limitation, one or more processors, one or

more controllers and/or one or more programs or other software stored in memory operatively connected to one or more processors.

[0028] The processing unit 15 is operatively connected to therapy pads 17, at least one tactile stimulator 12, electrode assembly 11, and one or more audio devices 16. The audio devices 16 may include, for example, a microphone and a speaker. The therapy pads 17 are removably connected to the patient when the defibrillator is worn. The processing unit 15 may include a visual read out and a speaker for communicating with the patient or others around the patient.

[0029] A trunk cable 13 may be used to connect the electrode assembly 11 to the processing unit 15 and audio devices 16. Of course, other types of cables or other connection devices used to operatively connect the electrode assembly 11 to the processing unit 15, speakers, microphones or other audio devices 16 may also be used. Wiring or other connection devices may also be used to connect at least one portion of the electrode assembly 11 to the electrodes 10a, 10b, 10c, and 10d. Of course, the processing unit 15 may alternatively be operatively connected to one or more of the electrodes 10a, 10b, 10c, 10d, therapy pads 17, electrode assembly 11, audio devices 16 and stimulator 12 by a wireless connection or a combination of wireless and wired connections.

[0030] The audio devices 16 preferably include a Knowles Acoustics WP-23502 microphone, a speaker and audio circuitry that include an audio CODEC and an audio amplifier. The audio CODEC may contain an interpolation filter and a noise shaper. An AC97 interface may be used to operatively connect the processing unit 15 and the one or more audio devices 16. Of course, other interfaces or other connection mechanisms known to those skilled in the art may also be used to operatively connect the processing unit 15 to the one or more audio devices 16.

[0031] At least one of the electrode assembly 11 and processing unit 15 have at least one processor that is configured to evaluate the cardiac condition of the patient and cause delivery of the appropriate treatment to the patient. The therapy pads 17 are configured to provide treatment, such as, for example, electric defibrillation, to the wearer after the processing unit 15 determines that such treatment should be delivered to the patient. The therapy pads 17 may include the application devices disclosed in U.S. Pat. No. 5,078,134, or other devices configured to provide treatment to the patient.

[0032] The processing unit 15 may display one or more visuals identifying the patient's condition or conditions based at least in part on one or more conditions sensed by the electrodes 10a, 10b, 10c, and 10d. A speaker may be an audio device 16 that is used to communicate with the patient or others located near the patient. The speaker or other audio device 16 may be housed within the processing unit 15 or be attached to the processing unit 15 or another portion of the wearable defibrillator such as, for example, the electrode assembly 11.

[0033] A microphone may also be an audio device 16 attached to the processing unit 15. The microphone may be configured to detect patient and environmental noise. One or more portions of the processing unit 15 can be operatively connected to, or otherwise incorporate, voice recognition software so the processing unit 15 can determine, based on whether or not it recognizes the voice of the wearer, whether an arrhythmia condition exists that warrants delivery of

treatment or if such delivery should be delayed. The processing unit 15 may also be operatively connected to memory or another storage device that stores information such as, for example, the patient's voice signature so the processing unit 15 may identify a speaker's voice and determine when the patient is providing audio input.

[0034] The processing unit 15 may include one or more processors that are configured to use a confidence algorithm to determine when treatment should be delivered. The confidence algorithm may base arrhythmia detection on one or more inputs such as, but not limited to, data obtained from sensing electrodes 10a, 10b, 10c and 10d, one or more electrocardiograms. ("ECGs"), response button responsiveness test results, voice recognition responsiveness test results, etc. Preferably, the processing unit 15 is configured so that treatment is not delivered unless the confidence algorithm determines that there is a 100% confidence that the patient is experiencing a life threatening arrhythmia.

[0035] The one or more audio devices 16 may be configured to identify whether background noise exists. In the event no or little background noise is sensed, the confidence in the detection can be increased. The processing unit 15 may also be configured to permit the delivery of treatment to be accelerated if no background noise or little background noise is detected by the one or more audio devices 16.

[0036] The processing unit 15 may be configured to delay a delivery of treatment if a high level of background noise is identified because significant background noise may reduce the quality of the data obtained by the electrodes 10a, 10b, 10c, or 10d. For example, the quality of ECG sensing electrodes may be reduced with significant background noise possibly caused by patient motion and can result in false detection of a condition requiring treatment. If a high level of background noise is identified, the processing unit 15 can be configured to delay treatment so other tests or data can be obtained to verify that the patient requires treatment or to increase the audio output level of alarms used to warn any people surrounding the patient that treatment is about to be provided to the patient so that no one touches the patient during the application of the treatment.

[0037] The audio devices 16 may also be configured so that speaker volumes are increased whenever certain background noise levels are detected. Such increased volumes permit audio outputs to be heard by the patient or people near the patient when the patient is in a high noise environment. Such audio outputs may include alarms, instructions or communication related to patient responsiveness tests, which are discussed more fully below.

[0038] The processing unit 15 may be configured to cause a voice recognition responsiveness test to be run as part of determining that the patient is experiencing a condition requiring treatment. The voice responsiveness test may include an audio device 16, such as, for example, a speaker, to verbally ask the patient if the patient is conscious. In the event a microphone or other audio device 16 senses that the patient responds with a positive verbal comment, such as, for example, "yes", the processing unit 15 can be configured to delay treatment. In the event the patient does not provide an answer that is sensed by an audio device 16 or that such data is not provided to the processing unit 15, the processing unit 15 can be configured to cause a speaker to provide a verbal message asking the patient to press one or more buttons or activate one or more actuators connected to the defibrillator to verify the patient is conscious. The one or

more buttons may be located on, in, or adjacent the belt, harness, vest, or monitor of the defibrillator.

[0039] In one embodiment, the processing unit **15** can be configured to cause the speaker to ask the patient certain questions in the event a possible condition is identified that may require delivery of a treatment. For example, the speaker may be configured to ask the patient “are you conscious?” or “if you are conscious, please state your name.” The processing unit **15** can be operatively connected to memory or another storage device that contains the patient’s voice signature to verify the patient is answering the questions. Such verification prevents a passerby from preventing treatment of the patient by improperly responding to the questions.

[0040] The use of audio devices **16**, such as, for example, a microphone and a speaker, permit the patient to have real-time input provided to the defibrillator. The processing unit **15** may also be configured to record the audio input in the proximity of the wearable device for later review by emergency personnel. Such information may help care providers determine a diagnosis for the patient or treat the patient.

[0041] The one or more audio devices may also be operatively connected to the processing unit **15** such that the processing unit **15** can cause the patient’s conditions being sensed by electrodes **10a**, **10b**, **10c**, or **10d** to be recorded and stored. Such recording and storage can be actuated by verbal commands issued by the patient that are received by the audio device **16**, such as, for example, a microphone, or by the actuation of an actuator such as, for example, a button operatively connected to the processing unit **15**. The processing unit **15** can also be configured so the audio device **16**, such as, for example, a microphone, records a message provided by the patient that explains how he feels and why he initiated the recording of the conditions being sensed by one or more of the electrodes **10a**, **10b**, **10c**, and **10d**. The recorded audio and sensed information may be stored in memory operatively connected to the processing unit **15** or be transmitted to a central location and/or to health care providers. Transmissions to a central location are discussed more fully below. Such recordings may permit a health care provider or doctor to formulate a diagnosis based on the sensed conditions or otherwise act on such information to provide services the recorded conditions indicate the patient needs.

[0042] In the event the patient has difficulty with an aspect of the defibrillator, the processing unit **15** can be configured so a speaker or other audio device provides the patient with certain verbal instructions. The instructions may also be provided in specific situations where the patient has difficulty understanding instructions or the processing unit **15** is not receiving any expected input from the patient. Special messaging instructions can be recorded during patient setup to support the personal communication needs of the patient or may be operatively connected to the processing unit **15** such that the instructions may be provided to the patient during the setup of the defibrillator in the event the patient is having difficulty with the setup. For example, such a special message may include contact information for customer support or a voice activated menu of different languages the instructions may be given in that the patient may select from.

[0043] Standard voice messages or alarms delivered prior to or during the delivery of treatment may be customized for

a patient. The standard alarms may also be modified so that a speaker or other audio device provides audio output in a language the patient understands (e.g., Spanish, English, French, German, etc.). Additionally, the messages may be customized to include the name of the patient to personalize the instructions.

[0044] The audio input and outputs provided by the defibrillator may be created or modified during a setup phase conducted during an initial use of the defibrillator by a patient. Such a setup phase may be used to determine the language all audio output should be spoken in and permit the name of the patient to be learned by the processing unit or stored in memory connected to the processing unit. The processing unit **15** may also be configured so that the patient’s voice signature is identified and saved in a storage device, such as, for example, memory in the processing unit **15** or memory operatively connected to the processing unit **15**.

[0045] The processing unit **15** can also be configured to generate a unique identifier that is related to the patient. Such an identifier may be used to determine who the patient is or the patient that is assigned to wear the defibrillator. Features from the patient’s voice signature or saved voice recordings can be used to create the identifier. Such an identifier may be created as part of the setup phase.

[0046] Facilities that have multiple patients that are required to wear defibrillators may need a method of determining which patient is assigned to wear a particular defibrillator so the facility can ensure the proper defibrillator is worn by the proper patient. A recording of the patient’s name may be stored in memory contained within the processing unit **15**, operatively connected to the processing unit **15** or otherwise stored by the processing unit **15**. The name of the patient may then be identified by an audio message sent by a speaker or other audio device **16** to identify the intended user of the device. The processing unit **15** may be configured so the audio device **16** provides such output whenever the device is activated or upon the activation of an actuator operatively connected to the processing unit **15**, such as, for example, a button on the monitor **15** or an actuator operatively connected to the processing unit **15**. The processing unit **15** may also be configured so a verbal command received from an audio device **16**, such as, for example, a microphone, may cause the patient’s name to be output provided by an audio device **16**, such as, for example, a speaker.

[0047] Referring to FIG. 2, a wearable defibrillator **41** is typically incorporated into a system to provide treatment to a patient. The system may include a wearable defibrillator **41** that has a processor **33** operatively connected to memory **34**, a microphone **25**, a speaker **24**, one or more therapy pads **17**, one or more electrodes **10** and a base station **28** that includes one or more networking or communication devices such as, for example, a modem or other networking device configured to connect the processor **33** or defibrillator **41** to other devices such as, for example, a computer or server or other central location **18**. The processor **33**, memory **34**, speaker **24** and microphone **25** may be housed within a processing unit **26** along with audio circuitry that includes, for example, a CODEC **23**. In some embodiments, one or more communication devices such as, for example, a modem, network card, networking programs, other networking mechanisms or any combination thereof may be connected to or incorporated into the processing unit **26** such that the processor **33**

of the processing unit 26 is configured to cause one or more of the communication devices to connect the wearable defibrillator 41 to the central location 18. The central location 18 may include an apparatus operated by a hospital or other care monitoring entity that is configured to store patient related data transmitted to the central location 18. The central location 18 may also be configured to oversee or manage at least a portion of the operation of one or more wearable defibrillators 41.

[0048] The processor 33 may be configured so the patient may communicate with customer support personnel that are able to operatively connect to the central location 18. The patient may communicate with such personnel using the microphone 25 and speaker 24. The base station 28 is operatively connected with the processor 33 by a connection 20, which may be a wireless connection or a wired connection such as, for example, a USB connection. The base station 28 may include a wireless or wired modem or other transceiver that is preferably configured to establish a link 19 to the central location 18 that permits the microphone 25 to send input received from the patient to the central location 18 so that service or support representatives may receive the information. The processor 33, base station 28 and central location 18 are also configured so the speaker 24 may relay output obtained from the central location 18. Such communications may be transmitted to and from the central location 18 by transceivers, modems or other devices operatively connected to the central location 18, base station 28 and/or processor 33. The base station 28 or processing unit 26 may be configured to encrypt data transmitted to the central location 18 so that any unsecured network (e.g., cellular, wireless, POTS, etc.) available to a patient can be used.

[0049] The communications obtained from the central location 18 may include feedback from personnel connected to the central location 18. The base station 28 and processor 33 may also be configured so the patient may communicate with emergency medical support personnel attempting to help the patient or to report problems with the defibrillator to medical support staff or the manufacturer of the defibrillator. Such staff may be connected to the central location 18 or may be available for communication through other means such as, for example, cellular phone connections or other communication apparatuses.

[0050] The central location 18 may include one or more computers, servers, and programs or other software that are configured to send survey questions or other queries to one or more patients. Such queries can include questions regarding a patient's health or the condition of the defibrillator. The processor 33 may also be configured so the speaker 24 asks survey questions that are stored in the memory 34 so that periodic responses from the patient can be recorded and stored in the memory 34, in the central location 18 or a device connected to the central location 18. Such saved responses may be periodically updated and tracked to verify the patient is not experiencing any symptoms indicating increased risk of experiencing a condition that may require treatment. Changes in the patient's voice may also be stored and tracked to determine changes in breathing characteristics as an additional symptom that may be pertinent to a change in the patient's condition or diagnosis.

[0051] Examples of survey questions or periodic condition status questions may include: Are your legs swelling?; Are you having breathing difficulties?; Have you experienced a gain in weight?; and Are you sitting up to sleep? Of course,

various other questions relating to symptoms of health conditions may also be used in addition to or in place of such survey questions.

[0052] The microphone 25 and processor 33 can be configured to verify that the base station 28 is connected to the central location 18 by recording a modem speaker audio or other audio that may be produced by the portion or device of the base station 28 that is configured to connect the defibrillator 41 to the central location 18. The tones of the audio produced by the base station 28 when trying to connect the defibrillator 41 to the central location 18 can be analyzed by the processor 33 to determine if the modem is attempting a connection. For instance, such an analysis may be performed by comparing the audio input received by the microphone 25 with tone data stored in the memory 34.

[0053] The microphone 25 may also be used to verify that certain internal components are operating correctly by analyzing noise associated with activation or deactivation of mechanical components of the wearable defibrillator such as, for example, relays or switches. Correlation of the activation of the components with recorded audio may verify the functionality of the components.

[0054] For example, it can be predetermined that during a particular event, certain relays are activated at certain times. Such data can be stored in memory 34. The processor 33 can be configured to use amplitude and other audio input provided by the microphone 25 and time measurements to verify that the correct relays are activated at the correct times.

[0055] The processor 33 may be configured to cause a self-diagnostic test to be run whenever audio input is received that indicates the wearable defibrillator 41 may have been damaged. Such audio input may include high amplitude and short duration noise. Such noise may be equivalent or similar to noise produced from an object such as, for example, a wall, a floor, a chair or a door banging against a portion of the wearable defibrillator or when the defibrillator is dropped onto a hard surface.

[0056] The processor 33 may be configured to cause a system test to be run to verify that the wearable defibrillator 41 is functioning properly. For example, the processor 33 may cause an alarm to be emitted by the speaker 24 at different frequencies and volumes and verify the alarm is being emitted at the different volumes and frequencies by comparing the expected audio output of the speaker with the audio input received by the microphone 25. If an alarm is found to not function properly, the processor 33 may be configured to operatively connect to the central location 18 and report the problem to the central location 18 or to schedule servicing of the wearable defibrillator 41. The processor 33 may operatively connect to the central location 18 by interacting with the base station 28, as discussed above.

[0057] It should be appreciated that service personnel may review the results of the diagnostic tests and evaluate the results to determine if the wearable defibrillator needs servicing. While certain present preferred embodiments of the wearable defibrillator and certain embodiments of methods of practicing the same have been shown and described, it is to be distinctly understood that the invention is not limited thereto but may be otherwise variously embodied and practiced within the scope of the following claims.

What is claimed is:

- 1) A wearable defibrillator comprising:
 - a plurality of ECG electrodes configured to be removably attached to a patient and configured to sense a cardiac condition of the patient;
 - at least one therapy pad configured to deliver electrical therapy to the patient;
 - at least one audio device, the at least one audio device including
 - a microphone configured to receive an audio input and sense environmental noise, and
 - a speaker configured to output one or more alarms signaling that treatment is about to be provided to the patient; and
 - at least one processor operatively connected to the plurality of ECG electrodes, the at least one therapy pad, a memory, and the at least one audio device, the at least one processor configured to
 - monitor the sensed cardiac condition, and
 - increase a volume of the one or more alarms when the microphone senses from the environmental noise that the wearable defibrillator is in a high noise environment.
- 2) The wearable defibrillator of claim 1, wherein the cardiac condition comprises an arrhythmia.
- 3) The wearable defibrillator of claim 2, wherein the at least one audio device further comprises an audio amplifier.
- 4) The wearable defibrillator of claim 2, wherein the at least one processor is configured to emit the one or more alarms at different frequencies.
- 5) The wearable defibrillator of claim 2, wherein the at least one processor is configured to increase the volume to permit the one or more alarms to be heard by the patient or people near the patient.
- 6) The wearable defibrillator of claim 1, wherein the at least one processor is configured to output the one or more alarms as a customized voice message for the patient.
- 7) The wearable defibrillator of claim 6, wherein the customized voice message comprises a name of the patient.
- 8) The wearable defibrillator of claim 6, wherein the customized voice message comprises personalized instructions.
- 9) The wearable defibrillator of claim 1, wherein the at least one processor is configured to output one or more health survey questions to the patient.
- 10) The wearable defibrillator of claim 9, wherein the one or more health survey questions relate to one or more symptoms experienced by the patient.
- 11) The wearable defibrillator of claim 10, wherein the memory stores a voice signature and the at least one processor is configured to identify a person's voice and determine when the patient is providing the audio input.
- 12) The wearable defibrillator of claim 1, wherein the at least one processor is configured to output a responsiveness inquiry via the speaker to the patient.
- 13) The wearable defibrillator of claim 12, wherein the at least one processor is configured to output one or more instructions related to the responsiveness inquiry via the speaker.
- 14) The wearable defibrillator of claim 1, wherein the at least one processor is configured to record the audio input for later review and determination of a diagnosis for the patient.
- 15) The wearable defibrillator of claim 1, wherein the at least one processor is configured to output via the speaker survey queries stored in the memory, the survey queries comprising queries regarding the patient's health or a condition of the wearable defibrillator.
- 16) The wearable defibrillator of claim 15, wherein the memory is configured to store the patient's responses to the survey queries, and the at least one processor is configured to track the patient's responses to verify the patient is not experiencing any symptoms indicating increased risk of experiencing a condition that may require treatment.
- 17) The wearable defibrillator of claim 1, wherein the at least one processor is configured to cause a self-diagnostic test to be run if the audio input comprises a high amplitude and short duration noise.
- 18) The wearable defibrillator of claim 17, wherein the at least one processor is configured to cause the self-diagnostic test to be run by causing an alarm to be emitted at different frequencies and volumes and verifying the alarm is being emitted at different volumes and frequencies by comparing an expected audio output with the audio input received by the microphone.

* * * * *

专利名称(译)	带有音频输入/输出的可穿戴式除颤器		
公开(公告)号	US20180304068A1	公开(公告)日	2018-10-25
申请号	US16/014365	申请日	2018-06-21
[标]申请(专利权)人(译)	卓尔医学产品公司		
申请(专利权)人(译)	ZOLL医疗公司		
当前申请(专利权)人(译)	ZOLL医疗公司		
[标]发明人	MACHO JOHN D VOLPE SHANE S RATTANNI RICHARD A SKALOS PHILIP C KAIB THOMAS E LINDER MARSHAL W		
发明人	MACHO, JOHN D. VOLPE, SHANE S. RATTANNI, RICHARD A. SKALOS, PHILIP C. KAIB, THOMAS E. LINDER, MARSHAL W.		
IPC分类号	A61N1/04 A61N1/39 A61B5/00 A61B5/0408 A61B5/0402 A61N1/372		
CPC分类号	A61B5/04085 A61N1/046 A61N1/39 A61N1/3987 A61N1/3925 A61B5/0402 A61N1/0484 A61N1/3993 A61N1/37217 A61B5/0002 A61N1/3904		
优先权	60/933310 2007-06-06 US		
其他公开文献	US10426946		
外部链接	Espacenet USPTO		

摘要(译)

可穿戴式除颤器包括多个ECG电极，其可移除地附接到患者并且被配置为感测患者的心脏状况，并且至少一个治疗垫被配置为向患者递送电疗法。可穿戴式除颤器可包括：麦克风，被配置为接收音频输入并感测环境噪声；以及扬声器，被配置为输出一个或多个警报，用于发信号通知将要向患者提供治疗。可佩戴除颤器的至少一个处理器可操作地连接到多个ECG电极，至少一个治疗垫，存储器和至少一个音频设备。所述至少一个处理器被配置为当麦克风从环境噪声感测到可穿戴除颤器处于高噪声环境中时监测所感测的心脏状况并增加一个或多个警报的音量。

