



US006620100B2

(12) **United States Patent**
Smits et al.

(10) **Patent No.:** **US 6,620,100 B2**
(45) **Date of Patent:** **Sep. 16, 2003**

(54) **HEARING EVALUATION DEVICE WITH NOISE-WEIGHTING CAPABILITIES**

6,343,230 B1 * 1/2002 Smits et al. 600/544
6,475,163 B1 * 11/2002 Smits et al. 600/559
6,556,861 B1 * 4/2003 Prichep 600/544

(75) Inventors: **Matthijs P. Smits**, Sherwood, OR (US);
Aaron R. Thornton, West Des Moines, IA (US)

(73) Assignee: **Natus Medical Inc.**, San Carlos, CA (US)

(*) Notice: Subject to any disclaimer, the term of this patent is extended or adjusted under 35 U.S.C. 154(b) by 14 days.

(21) Appl. No.: **09/982,321**

(22) Filed: **Oct. 17, 2001**

(65) **Prior Publication Data**

US 2003/0073920 A1 Apr. 17, 2003

(51) **Int. Cl.**⁷ **A61B 5/00**

(52) **U.S. Cl.** **600/300; 600/544; 600/559**

(58) **Field of Search** **600/300, 559, 600/544**

(56) **References Cited**

U.S. PATENT DOCUMENTS

5,003,986 A * 4/1991 Finitzo et al. 600/544
5,601,091 A * 2/1997 Dolphin et al. 600/544
6,196,977 B1 * 3/2001 Sininger et al. 600/559
6,200,273 B1 * 3/2001 Sininger et al. 600/559
6,264,616 B1 * 7/2001 Don 600/559

OTHER PUBLICATIONS

Elberling & Wahlgreen, *Estimation of Auditory Brainstem Response, ABR, By Means of Bayesian Inference*, Scand. Audiol. vol. 14: pp. 89–96 (1985).

Don & Elberling, *Evaluating Residual Background Noise in Human Auditory Brain–Stem Responses*, J. Acoust. Soc. Am. vol. 96 (5), pp. 2746–2757 (Nov. 1994).

Lutkenhoner, Hoke, and Pantev, *Possibilities and Limitations of Weighted Averaging*, Biol. Cybernetics. vol. 52, pp. 409–416, (Spring 1985).

John, Dimitrijevic, & Picton, *Weighted Averaging of Steady State Responses*, Clinical Neurophysiology, vol. 112, pp. 555–562, (2001).

* cited by examiner

Primary Examiner—Robert L. Nasser

(74) *Attorney, Agent, or Firm*—Daniel P. Maguire

(57) **ABSTRACT**

An apparatus and method for evaluation of hearing loss is disclosed. The apparatus and method use evoked Auditory Brainstem Responses (ABR) to determine if the subject is able to hear repeatedly administered click stimuli. In order to optimize evaluation, the present invention uses normative data to accurately weight the auditory responses, so that evaluation will be possible in different or changing noise conditions.

45 Claims, 4 Drawing Sheets

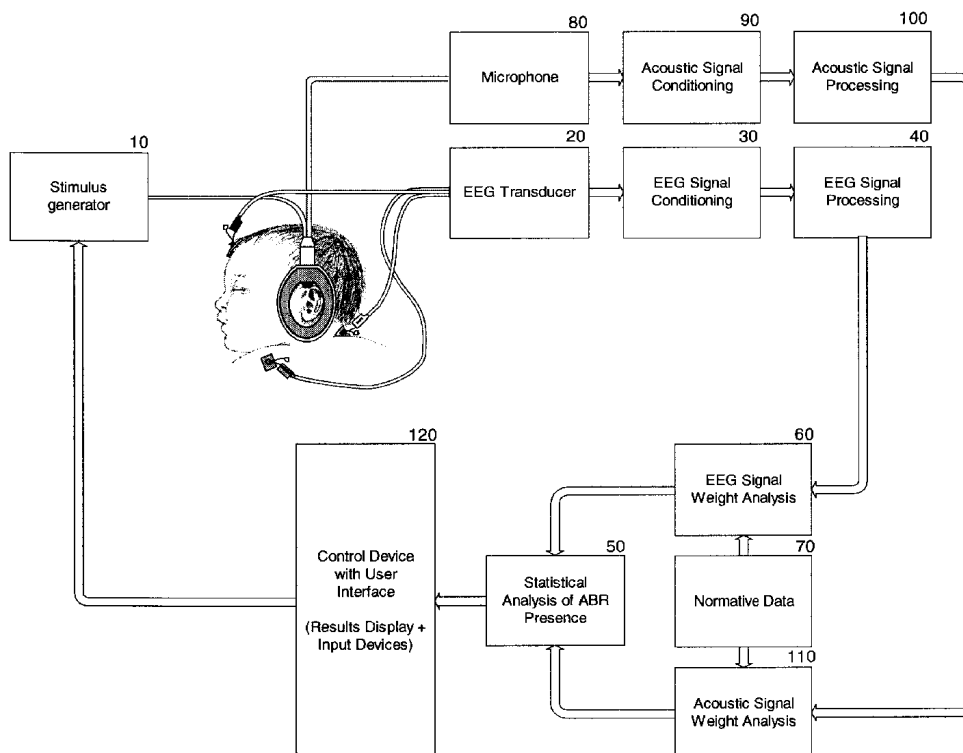


Fig. 1

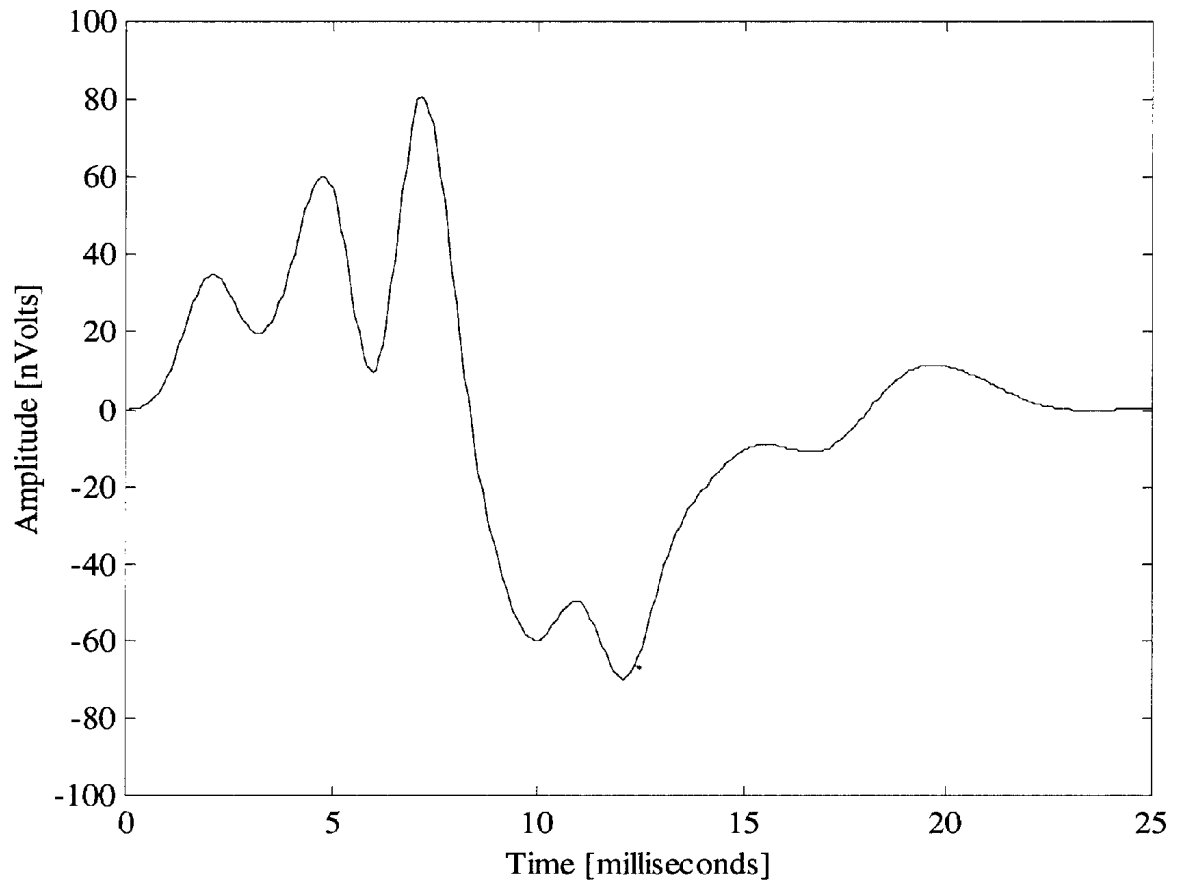


Fig. 2

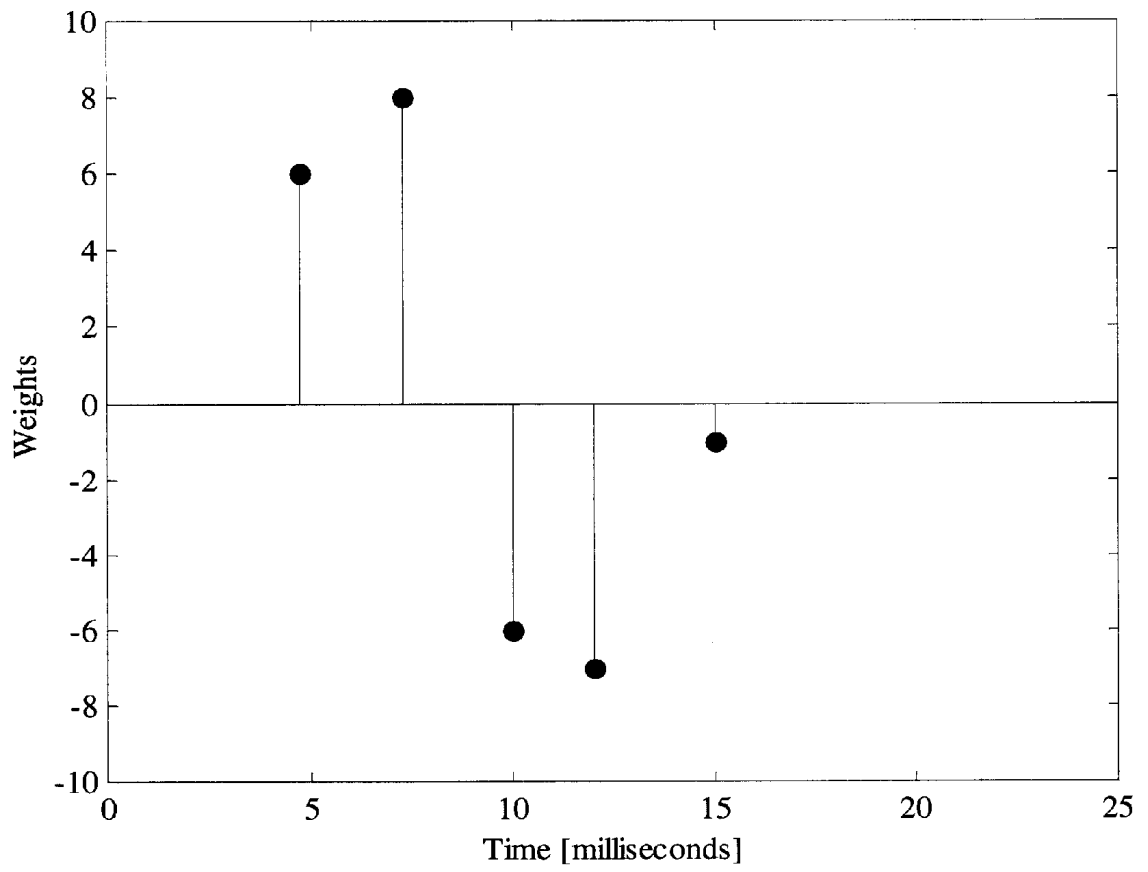


Fig. 3

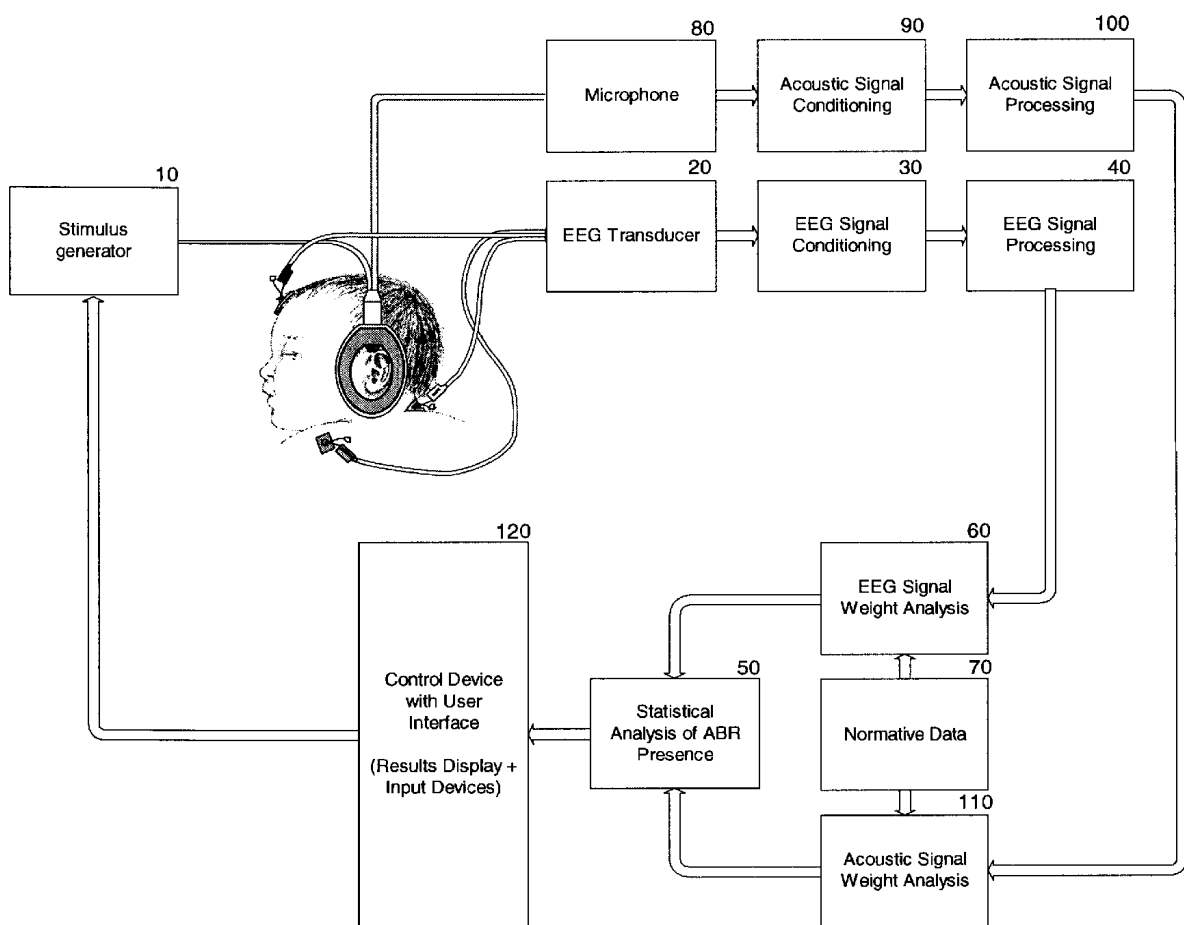
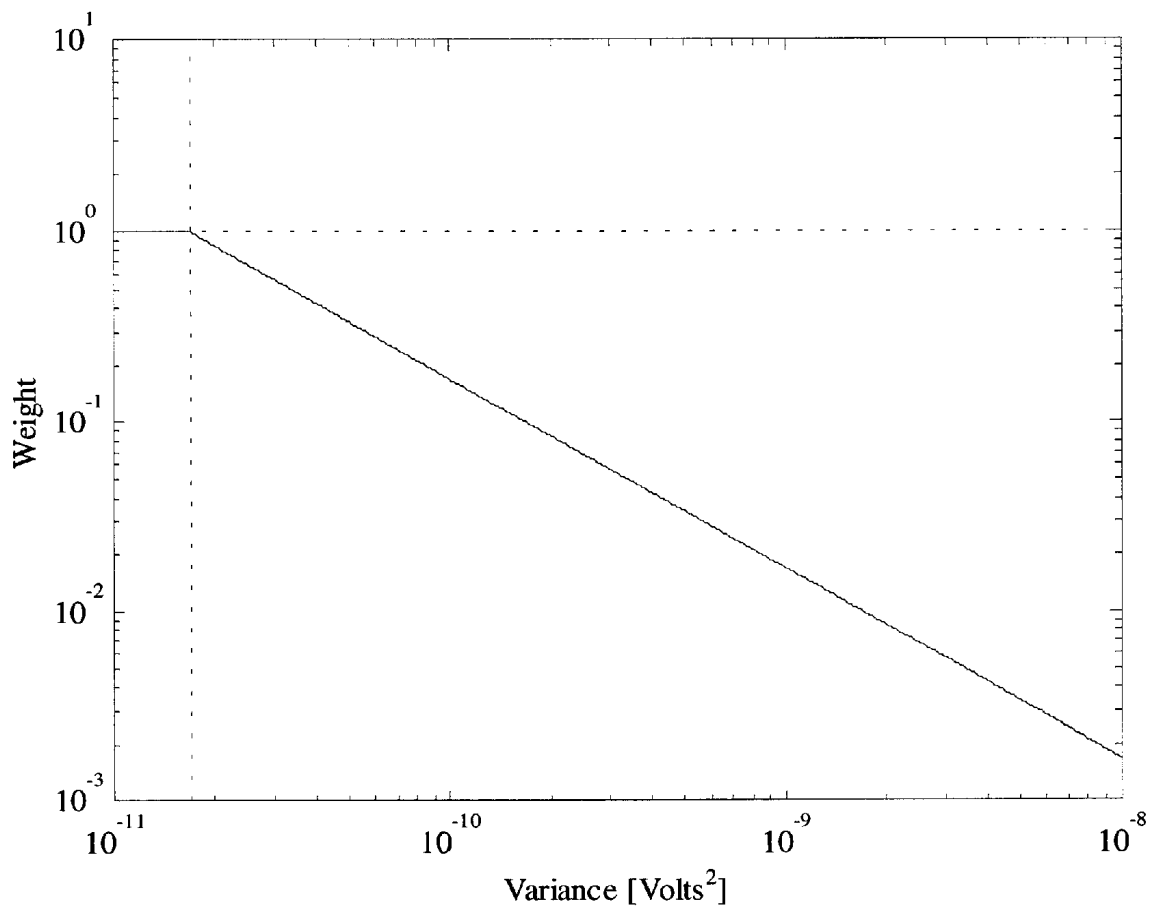


Fig. 4



1

HEARING EVALUATION DEVICE WITH NOISE-WEIGHTING CAPABILITIES

RELATED APPLICATIONS

This application is related to the co-pending and commonly assigned U.S. Patent Application entitled "Hearing Evaluation Device with Patient Connection Evaluation Capabilities," application Ser. No. 09/479,559, filed by Matthijs P. Smits, Vineet Bansal, Abraham J. Totah and Bryan P. Flaherty and the U.S. Patent Application entitled "Hearing Evaluation with Noise Detection and Evaluation Capability," application Ser. No. 09/479,548 filed by Matthijs P. Smits and Bryan P. Flaherty and the U.S. Patent Application entitled "Hearing Evaluation with Predictive Capabilities," application Ser. No. 09/479,557, filed by Matthijs P. Smits and Christophe M. Coppin, the disclosures of which are hereby incorporated herein by reference.

1. FIELD OF THE INVENTION

The present invention relates to devices and methods that use electroencephalographic responses to auditory stimuli to evaluate the hearing of a subject, and that are capable of weighting the response to an auditory stimulus based upon an analysis with normative data.

2. BACKGROUND OF THE INVENTION

In the past, hearing impairment in babies and children was often not detected until after it was observed that the baby or child did not respond normally to sound. Unfortunately, it often took months or even years for the parent to observe the impairment, and by that time the child's language and learning abilities were negatively and often irreversibly impacted. Indeed, recent studies indicate that the vocabulary skills of hearing impaired children markedly increase if their hearing loss is detected early. The optimal time to evaluate hearing loss is thus immediately after birth, both because early detection allows for early treatment, and because parents often fail to bring their infants to later appointments. As a result, a number of states have implemented programs to evaluate newborns for hearing loss.

However, babies, especially newborns, cannot participate in traditional hearing tests, which require the subject to indicate if he or she hears the auditory stimulus. Thus, devices and methods have been developed to objectively determine hearing loss, without the voluntary participation of the subject. One such method involves analyzing the involuntary electroencephalographic (EEG) signals evoked from a subject in response to an auditory stimulus. When a subject perceives a sound having particular characteristics, a specific EEG waveform known as an Auditory Brainstem Response (ABR) is generated. This ABR response signal is typically small in magnitude in relation to general EEG activity. Therefore, statistical and signal processing techniques have been employed and developed to help detect, to a pre-defined level of statistical confidence, whether an ABR response has in fact been evoked. ABR testing is especially applicable to evaluation of infants, but can be applied to any subject.

The ABR that is evoked in response to the auditory stimulus may be measured by use of surface electrodes on the scalp or neck. As a practical matter, the electrodes will also detect noise signals from neural activity (besides the ABR), muscle activity, and non-physiological environmental noises.

Typically, ABR testing becomes more difficult and time consuming with higher levels of noise, because noise

2

obscures the evoked auditory response. Therefore, when conducting ABR testing, it is important to measure noise, and to control for the effects of such noise. The present invention provides for an improved method to optimize ABR hearing testing to account for the effects of noise. The improved method, which uses normative data, can shorten testing time and improve accuracy, thereby making such tests more attractive to parents and health care providers.

3. DESCRIPTION OF THE PRIOR ART

Several techniques have been used to minimize the physiological noise in the EEG response from an auditory stimulus (see M. Don and C. Elberling, *Evaluating Residual Background Noise in Human Auditory Brain—Stem Responses*, J. Acoust. Soc. Am. 96 (5), Pt. 1: 2746–2757 (1994)), including signal averaging and weighted signal averaging, signal filtering, artifact rejection, stimulus modification, targeted electrode placement, and various techniques designed to relax or sedate the subject.

The prior art details weighting techniques that evaluate the noise content in an EEG response and apply weights relative to the noise content of other EEG responses (see C. Elberling and O. Wahlgreen, *Estimation of Auditory Brainstem Response, ABR, By Means Of Bayesian Inference*, Scand. Audiol., 14:89–96, (1985); M. Hoke, B. Ross, R. Wickesberg, and B. Lutkenhoner, *Weighted averaging—Theory and application to electric response audiometry*, Electroencephalogr. Clin. Neurophysiol., 57, 484–489 (1984); B. Lutkenhoner, M. Hoke, and C. Pantev, *Possibilities and limitations of weighted averaging*, Biol. Cybernet., 52, 409–416, (1985)). However, this prior art does not provide for weighting that is anchored to an absolute minimum expected ABR amplitude based on normative data. In addition, prior art does not describe weighting the EEG response relative to one or more characteristics of ambient acoustic noise at the time of the auditory stimulus. Additionally, the prior art does not reveal or suggest the use of noise weighting in conjunction with signal analysis that transforms the EEG response into a series of polarities to determine the probability of the presence of an ABR response.

///
///

4. OBJECTS AND SUMMARY OF THE INVENTION

The present invention provides a device and method for use in analyzing the EEG signal evoked in response to the auditory click stimulus, to determine if the subject suffers from hearing loss. Broadly, the invention is directed to devices and methods that are capable of weighting the response to an auditory stimulus based upon an analysis with normative data.

In one embodiment of the invention, evoked EEG responses to auditory stimuli are collected, and organized into "sweeps," with each sweep containing the response signal for one auditory stimulus. The sweeps are organized into C blocks, with each block c containing a number of sweeps N_c . The noise content of each block c is determined and compared with the allowable noise content associated with the absolute minimum expected ABR amplitude, from which an associated weight w_c is calculated.

The response signal for each sweep is digitized and converted into a series of binary numbers (0 or 1) corresponding to whether the amplitude of the response signal is positive or negative at various points in time. The digitized,

binary waveform is compared to a benchmark ABR waveform to determine if the ABR is present. To make this determination, a polarity sum is calculated, which represents the sum of the polarities of the response signals within a block at each measured point in time. The polarity sum of each block is multiplied with the associated weight, and combined into a polarity sum for all weighted blocks. Statistical techniques are then used to determine if an ABR is present, relying upon the expected distribution of polarity sums in the absence of an ABR. This expected distribution is developed theoretically. A "Pass" is triggered if the observed polarity distribution, as represented in a specifically defined test statistic, indicates that the likelihood that an ABR is present is above a predetermined statistical threshold. After a certain number of blocks have been completed, evaluation will cease if a "Pass" has yet not been triggered. Under such circumstances, the subject will be referred for further testing to determine if he or she in fact does suffer from hearing loss.

In accordance with the present invention, the polarity sum for each block is weighted based on its noise content in comparison with normative data for a hearing subject. These normative data reflect the maximum allowable noise content that would still permit testing for a hearing subject with a very weak ABR waveform. The present invention improves upon the prior art because it provides an accurate way to compensate for different or changing noise contents, therefore conserving evaluation times and resources, without sacrificing evaluation accuracy.

Although the embodiments described here are directed towards evaluation of newborn hearing, it is believed that the present invention can be applied to any evaluation, whether of hearing or not, in which evoked potentials are analyzed.

As described below, the present invention makes extensive use of normative data. These normative data were derived from analysis of clinical data, and from computer simulations representing different testing conditions. The normative data employed in the preferred embodiment of the present invention are reflected in the drawings described in the subsequent paragraph.

5. BRIEF DESCRIPTION OF THE DRAWINGS

Further features, elements, and advantages of the present invention will become apparent to a person of ordinary skill in the art in view of the following detailed description of a preferred embodiment of the present invention, made with reference to the drawings annexed, in which like reference characters correspond to like elements, and in which:

FIG. 1 illustrates a typical ABR waveform;

FIG. 2 illustrates a weighted ABR template;

FIG. 3 is a block diagram of the components of the testing apparatus of the present invention; and

FIG. 4 illustrates the weight as a function of noise variance for a 5th percentile ABR waveform.

6. DESCRIPTION OF THE PREFERRED EMBODIMENT

a. Overview

The invention disclosed herein detects, processes and analyzes the EEG response of a subject to certain sound stimuli. A click sound stimulus is repetitively applied to the subject's ear through a transducer. The click stimuli may be applied to one ear at a time (monaurally), or to both ears simultaneously (binaurally). In a preferred embodiment, monaural stimuli are applied at 37 Hz.

The EEG response is detected from surface electrodes. Testing may be performed to ensure that the electrodes have been properly placed, and that nothing is impeding the electrodes' ability to detect the EEG response signal. (See U.S. Patent Application entitled "Hearing Evaluation Device With Patient Connection Evaluation Capabilities").

In a preferred embodiment, the electrodes are placed on the subject in the following manner: a positive electrode is placed on the forehead, a negative electrode is placed on the nape of the neck, and a ground electrode is placed on the mastoid or shoulder (FIG. 3). The EEG signal detected from these electrodes is filtered so as to exclude signals that are not applicable to the ABR.

The amplitude of the EEG response is digitized, and is assigned a binary value (0 or 1). This binary value represents the amplitude polarity of the waveform, that is, whether the EEG amplitude is positive (1) or negative (0), at the measured time.

The stimuli and responses are grouped into "sweeps" and "blocks." A sweep is a response waveform to a single click stimulus. A block is a series of sweeps, and in a preferred embodiment, represents 10 accepted click stimulus responses. We refer to "accepted" click stimulus responses, because some sweeps may be rejected due to problems with the testing conditions. (See U.S. Patent Application entitled "Hearing Evaluation Device With Noise Detection and Evaluation Capability").

Upon completion of a block of accepted sweeps, signal averaging is used to compute the composite waveform that results from this block. In addition, signal variance is calculated to estimate the noise content of this block. This variance is compared with a maximum allowable variance for an absolute minimum expected ABR amplitude, whose ratio defines a weight, which is multiplied with the composite waveform. In turn, signal averaging is used again to compute the average weighted composite waveform from all blocks. This average weighted composite waveform is then compared with an internal template, to determine if the null hypothesis (H_0) can be rejected. The null hypothesis is the hypothesis that there is no ABR, and will be rejected if the probability of an ABR being present is above a certain pre-set statistical threshold. In the preferred embodiment, the null hypothesis is rejected, and the evaluation ceases, when sufficient data have been collected to conclude, with 99.96% statistical confidence, that an ABR waveform is present. A "Pass" or other similar message may then be generated.

If the average weighted composite waveform is insufficient to reject the null hypothesis, then the evaluation continues until the sum of the weights of all blocks exceeds a preset threshold. In a preferred embodiment, the threshold is 15,000 weighted sweeps.

///

b. Signal Analysis

The chief challenge in using ABR to evaluate hearing loss is the difficulty in detecting the ABR response (if any) from the noise within which it is buried. This noise is typically Gaussian-distributed, with a mean amplitude of zero, and with changing variance.

As stated above, the present invention detects the presence of an ABR by repetitively applying click stimuli in blocks of $N_c=10$ sweeps. Each click stimulus is comprised of a brief acoustic pulse primarily composed of frequencies in the 500–4000 Hz range. The repetition rate for the clicks is 37 Hz. The polarities of the click stimuli are sequentially alternated between condensation (positive square pulse) and rarefaction (negative square pulse) stimuli. Since the noise

$$z = \frac{\sum_{m=1}^M w_m(x_m - \mu_x)}{\sqrt{Npq \sum_{m=1}^M w_m^2}}$$

where p is the probability of positive polarity, and q is the complementary probability. The test statistic z scores the random binary array X by multiplying its elements x_m at each template point m with the corresponding weight w_m , and summing these results into a single, normalized number. Now, in the absence of an ABR, the peak of the distribution of z would remain at zero, while in the presence of an ABR, the test statistic would grow with increasing number of sweeps.

Subjects exhibit variability in the latency of the ABR waveform, so that different subjects, each of whom can hear, may exhibit ABR waveforms at different times after the click stimulus. In order to compensate for this variability, the test statistic z may be recalculated at various times. The highest z from each of these time-shifted samples, z_{max} , can be saved and used to determine the presence of the ABR. In a preferred embodiment of the present invention, a "Pass" is indicated when z_{max} reaches a value that is 4 standard deviations from zero.

Additionally, it has been found that the peak-to-peak amplitude of the ABR in normal-hearing babies varies from baby to baby. As noted above, the present invention accounts for this variability in ABR amplitude, by making conservative assumptions about the ABR amplitude of the subject, who is being tested. Therefore, as described above, the allowable maximum variance, σ_{min}^2 , and the allowable maximum signal energy, E_{min} , are calculated by reference to normative data pertaining to the 5th percentile ABR waveform ($\sigma_{min}^2=1.7 \times 10^{-11}$ Volts²) based on an analysis with normative data.

The generation of the click stimulus, the detection, processing and analysis of the EEG response signal, the detection, processing and analysis of acoustic noise, and the display of the results are performed by conventional electronic means, e.g., digital microprocessor controlled devices. Such devices include a transducer to generate the auditory stimulus, conventional electrodes to detect the EEG response signal, and a conventional microphone to detect the acoustic noise. To analyze the EEG response signal and the acoustic noise signal, a processing unit, such a conventional microprocessor, and memory unit are needed. Additionally, a display unit and optionally an input device, such as a mouse and/or a keyboard, provide operator interface.

As shown in FIG. 3, stimulus generator 10 generates the click stimulus, and EEG transducer 20 detects the EEG response to the stimulus. Next, EEG signal conditioning 30 and signal processing 40 occur, readying the EEG response for analysis. Analysis of EEG signal weight 60 follows in accordance with the present invention, after which statistical analysis for the presence of an ABR 50 occurs. Also during evaluation, microphone 80 detects acoustic noise, and this acoustic signal undergoes signal conditioning 90 and processing 100, and analysis of acoustic noise weight 110 follows, in accordance with the present invention. Normative data 70 is used for both types of weight analysis. Finally, a control device with user interface 120 displays the results.

Although it is not the preferred embodiment, the present invention could also be practiced by relative weighting, that is, by weighting polarity sequences X_c or X_n based on the amount of EEG and/or acoustic noise in comparison to the amount of such noise in other responses from the same test.

One skilled in the art will appreciate that the present invention can be practiced by other than the preferred embodiments, which are presented for purposes of illustration and not of limitation. For example, different parameters of noise characterization in the amplitude, time and/or frequency domain, or different weighting functions can be used with the present invention. In addition, the specific parameter values identified are useful or representative parameter values, and other values or ranges of values for these parameters may be used without departing from the spirit and scope of the invention.

We claim:

1. A device for hearing evaluation of a subject comprising: means for repeatedly delivering an auditory stimulus; means for sampling electroencephalographic (EEG) responses to said stimulus; means for measuring EEG noise amounts associated with said EEG responses; means for weighting said EEG responses based on the continuous relationship of said EEG noise amounts to normative data; and means for determining that the Auditory Brainstem Response ("ABR") waveform is present, using said weighted EEG responses.

2. The device according to claim 1, wherein said means for measuring the EEG noise amounts comprises means to measure and compute composite signal noise variances in said EEG responses.

3. The device according to claim 1 or 2, wherein said means for weighting said EEG responses comprises means to calculate the ratio between said EEG noise amounts and a predetermined EEG noise level calculated using normative data.

4. The device according to claim 3, wherein said means for weighting said EEG responses assigns a value between 0 and 1 to said EEG responses.

5. A device for hearing evaluation of a subject comprising: means for repeatedly delivering an auditory stimulus; means for sampling EEG responses to said stimulus; means for sampling acoustic noise amounts associated with said EEG responses; means for weighting said EEG responses based on the relationship of said acoustic noise amounts to normative data; and means for determining that the ABR waveform is present, using said weighted EEG responses.

6. The device according to claim 5, wherein said means for sampling acoustic noise amounts comprises means for measuring acoustic noise, and means for computing a composite signal energy associated with acoustic noise.

7. The device according to claim 6, wherein said composite signal energy is computed with reference to acoustic noise sampled both before and during the time that the auditory stimulus is delivered.

8. The device according to claim 5 or 7, wherein said means for weighting said EEG responses comprises means to calculate the ratio between said acoustic noise amounts and a predetermined acoustic noise level calculated using normative data.

9. The device according to claim 8, wherein said means for weighting said EEG responses assigns a value between 0 and 1 to said EEG responses.

10. A device for hearing evaluation of a subject comprising: means for repeatedly delivering an auditory stimulus;

9

means for sampling EEG responses to said stimulus;
 means for measuring EEG noise amounts associated with
 said EEG responses;
 means for sampling acoustic noise amounts associated
 with said EEG responses;
 means for weighting said EEG responses based on the
 continuous relationship of said acoustic noise amounts
 to normative data;
 means for further weighting said EEG responses based on
 the continuous relationship of said EEG noise amounts
 to normative data; and
 means for determining that the ABR waveform is present,
 using said weighted EEG responses.

11. The device according to claim 10, wherein said means
 for measuring EEG noise amounts comprises means to
 measure and compute composite signal noise variances in
 said EEG responses.

12. The device according to claim 10, wherein said means
 for sampling acoustic noise amounts comprises means for
 measuring acoustic noise, and means for computing a com-
 posite signal energy associated with acoustic noise.

13. The device according to claim 10, 11 or 12, wherein
 said means for further weighting said EEG responses based
 on the continuous relationship of said EEG noise amounts to
 normative data comprises means to calculate the ratio
 between said EEG noise amounts and a predetermined EEG
 noise level calculated using normative data.

14. The device according to claim 10, 11 or 12, wherein
 said means for weighting said EEG responses based on the
 relationship of said acoustic noise amounts to normative
 data comprises means to calculate the ratio between said
 acoustic noise amounts and a predetermined acoustic noise
 level calculated using normative data.

15. The device according to claim 10, 11 or 12, wherein
 said means for further weighting said EEG responses based
 on the continuous relationship of said EEG noise amounts to
 normative data assigns a value between 0 and 1 to said EEG
 responses.

16. The device according to claim 10, 11 or 12, wherein
 said means for weighting said EEG responses based on the
 relationship of said acoustic noise amounts to normative
 data assigns a value between 0 and 1 to said EEG responses.

17. A method for hearing evaluation of a subject which
 comprises the steps of:

repeatedly delivering an auditory stimulus;
 sampling EEG responses to said stimulus;
 measuring EEG noise amounts associated with said EEG
 responses;
 weighting said EEG responses based on the continuous
 relationship of said EEG noise amounts to normative
 data; and
 determining that the ABR waveform is present, using said
 weighted EEG responses.

18. A method for hearing evaluation of a subject which
 comprises the steps of:

repeatedly delivering an auditory stimulus;
 sampling EEG responses to said stimulus;
 sampling acoustic noise amounts associated with said
 EEG responses;
 weighting said EEG responses based on the relationship
 of said acoustic noise amounts to normative data; and
 determining that the ABR waveform is present, using said
 weighted EEG responses.

19. A method for hearing evaluation of a subject which
 comprises the steps of:

10

repeatedly delivering an auditory stimulus;
 sampling EEG responses to said stimulus;
 measuring EEG noise amounts associated with said EEG
 responses;
 sampling acoustic noise amounts associated with said
 EEG responses;
 weighting said EEG responses based on the relationship
 of said acoustic noise amounts to normative data;
 further weighting said EEG responses based on the con-
 tinuous relationship of said EEG noise amounts to
 normative data; and
 determining that the ABR waveform is present, using said
 weighted EEG responses.

20. A system for hearing evaluation of a subject, com-
 prising:

a transducer having an audible click output stimulus;
 an electrode system adapted to detect an EEG response to
 said stimulus;
 a processor, responsive to said EEG response, having
 means for sampling EEG responses;
 means for processing the sampled EEG responses and
 identifying therein a EEG noise component;
 means for weighting said EEG responses based on the
 continuous relationship of said EEG noise amounts
 to normative data; and
 means for determining that the an ABR is present,
 based on said weighted EEG responses.

21. A system for hearing evaluation of a subject, com-
 prising:

a transducer having an audible click output stimulus;
 an electrode system adapted to detect an EEG response to
 said stimulus;
 a processor, responsive to said EEG response, having
 means for sampling EEG responses;
 means for sampling acoustic noise amounts associated
 with said EEG responses;
 means for weighting said EEG responses based on the
 relationship of said acoustic noise amounts to nor-
 mative data; and
 means for determining that the ABR waveform is
 present, using said weighted EEG responses.

22. A device for hearing evaluation of a subject compris-
 ing:

means for repeatedly delivering an auditory stimulus;
 means for measuring EEG responses to the stimulus, said
 responses having polarities at each point in time;
 means for sampling EEG responses to said stimulus;
 means for digitizing said EEG responses;
 means for transforming said digitized EEG responses into
 a series of binary numbers corresponding to the polari-
 ties of said EEG responses;
 means for transforming said binary numbers into an array
 of polarity sums;
 means for measuring EEG noise amounts associated with
 said EEG responses;
 means for weighting said array of polarity sums based on
 said EEG noise amounts; and
 means for determining the probability of the presence of
 an ABR waveform, using said weighted array of polar-
 ity sums.

23. The device according to claim 22, wherein said means
 for weighting comprises means for weighting said array of
 polarity sums based on the continuous relationship of said
 EEG noise amounts to normative data.

11

24. The device according to claim 23, wherein said means for measuring EEG noise amounts associated with said EEG responses comprises means to measure and compute composite signal noise variances in said EEG responses.

25. The device according to claim 23 or 24, wherein said means for weighting said array of polarity sums comprises means to calculate the ratio between said EEG noise amounts and a predetermined EEG noise level calculated using normative data.

26. The device according to claim 25, wherein said means for weighting said array of polarity sums assigns a weight between 0 and 1 to said array of polarity sums.

27. A device for hearing evaluation of a subject comprising:

- means for repeatedly delivering an auditory stimulus;
- means for measuring EEG responses to the stimulus, said responses having polarities at each point in time;
- means for sampling EEG responses to said stimulus;
- means for digitizing said EEG responses;
- means for transforming said digitized EEG responses into a series of binary numbers corresponding to the polarities of said EEG responses;
- means for transforming said binary numbers into an array of polarity sums;
- means for measuring acoustic noise amounts associated with said EEG responses;
- means for weighting said array of polarity sums based on said acoustic noise amounts; and
- means for determining the probability of the presence of an ABR waveform, using said weighted array of polarity sums.

28. The device according to claim 27, wherein said means for weighting comprises means for weighting said array of polarity sums based on the relationship of said acoustic noise amounts to normative data.

29. The device according to claim 28, wherein said means for measuring acoustic noise amounts comprises means for measuring acoustic noise, and means for computing a composite signal energy associated with acoustic noise.

30. The device according to claim 28, wherein said composite signal energy is computed with reference to acoustic noise sampled both before and during the time that the auditory stimulus is delivered.

31. The device according to claim 27 or 29, wherein said means for weighting said array of polarity sums comprises means to calculate the ratio between said acoustic noise amounts and a predetermined acoustic noise level calculated using normative data.

32. The device according to claim 31, wherein said means for weighting said array of polarity sums assigns a weight between 0 and 1 to said array of polarity sums.

33. A device for hearing evaluation of a subject comprising:

- means for repeatedly delivering an auditory stimulus;
- means for measuring EEG responses to the stimulus, said responses having polarities at each point in time;
- means for sampling EEG responses to said stimulus;
- means for digitizing said EEG responses;
- means for transforming said digitized EEG responses into a series of binary numbers corresponding to the polarities of said EEG responses;
- means for transforming said binary numbers into an array of polarity sums;
- means for measuring EEG noise amounts associated with said EEG responses;

12

means for sampling acoustic noise amounts associated with said EEG responses;

means for weighting said array of polarity sums based on said acoustic noise amounts;

means for further weighting said array of polarity sums based on said EEG noise amounts; and

means for determining the probability of the presence of an ABR waveform, using said weighted array of polarity sums.

34. The device according to claim 33, wherein

said means for weighting said array of polarity sums based on said acoustic noise amounts comprises means for weighting said array of polarity sums based on the relationship of said acoustic noise amounts to normative data; and

said means for further weighting said array of polarity sums based on said EEG noise amounts comprises means for weighting said array of polarity sums based on the continuous relationship of said EEG noise amounts to normative data.

35. The device according to claim 34, wherein said means for measuring EEG noise amounts comprises means to measure and compute composite signal noise variances in said EEG responses.

36. The device according to claim 34, wherein said means for sampling acoustic noise amounts comprises means for measuring acoustic noise, and means for computing a composite signal energy associated with acoustic noise.

37. The device according to claim 34, 35, or 36, wherein said means for weighting said array of polarity sums comprises means to calculate the ratio between said EEG noise amounts and a predetermined EEG noise level calculated using normative data.

38. The device according to claim 34, 35, or 36 wherein said means for weighting said array of polarity sums comprises means to calculate the ratio between said acoustic noise amounts and a predetermined acoustic noise level calculated using normative data.

39. The device according to claim 34, 35, or 36, wherein said means for further weighting said array of polarity sums based on the continuous relationship of said EEG noise amounts to normative data assigns a value between 0 and 1 to said array of polarity sums.

40. The device according to claim 34, 35, or 36, wherein said means for weighting said array of polarity sums based on the relationship of said acoustic noise amounts to normative data assigns a value between 0 and 1 to said array of polarity sums.

41. A method for hearing evaluation of a subject which comprises the steps of

- repeatedly delivering an auditory stimulus to a subject;
- measuring EEG responses to the stimulus, said responses having polarities at each point in time;
- digitizing said EEG responses;
- transforming said digitized EEG responses into a series of binary numbers corresponding to the polarities of said EEG responses;
- transforming said binary numbers into an array of polarity sums; measuring EEG noise amounts associated with said EEG digitized responses;
- weighting said array of polarity sums based on the continuous relationship of said EEG noise amounts to normative data; and;
- determining the probability of the presence of an ABR waveform, using said weighted EEG responses.

13

42. A method for hearing evaluation of a subject which comprises the steps of

- repeatedly delivering an auditory stimulus to a subject;
- measuring EEG responses to the stimulus said response having a polarity at each point in time;
- digitizing said EEG responses;
- transforming said digitized EEG responses into a series of binary numbers corresponding to the polarity of said EEG responses;
- transforming said binary numbers into an array of polarity sums;
- sampling acoustic noise amounts associated with said digitized EEG responses;
- weighting said array of polarity sums based on the relationship of said acoustic noise amounts to normative data; and
- determining the probability of the presence of an ABR waveform, using said weighted array of polarity sums.

43. A method for hearing evaluation of a subject which comprises the steps of:

- repeatedly delivering an auditory stimulus to a subject;
- measuring EEG responses to the stimulus said response having a polarity at each point in time;
- digitizing said EEG responses;
- transforming said digitized EEG responses into a series of binary numbers corresponding to the polarity of said EEG responses;
- transforming said binary numbers into an array of polarity sums;
- measuring EEG noise amounts associated with said digitized EEG responses;
- sampling acoustic noise amounts associated with said digitized EEG responses;
- weighting said array of polarity sums based on the relationship of said acoustic noise amounts to normative data;
- further weighting said array of polarity sums based on the continuous relationship of said EEG noise amounts to normative data; and
- determining the probability of the presence of an ABR waveform, using said weighted array of polarity sums.

44. A system for hearing evaluation of a subject, comprising:

- a transducer having an audible click output stimulus;

14

- an electrode system adapted to detect an EEG response to said stimulus;
- a processor, responsive to said EEG response, having
 - means for repeatedly delivering an auditory stimulus;
 - means for measuring EEG responses to the stimulus, said responses having polarities at each point in time;
 - means for sampling EEG responses to said stimulus;
 - means for digitizing said EEG responses;
 - means for transforming said digitized EEG responses into a series of binary numbers corresponding to the polarities of said EEG responses;
 - means for transforming said binary numbers into an array of polarity sums;
 - means for measuring EEG noise amounts associated with said EEG responses;
 - means for weighting said array of polarity sums based on the continuous relationship of said EEG noise amounts to normative data; and
 - means for determining the probability of the presence of an ABR, based on said weighted array of polarity sums.

45. A system for hearing evaluation of a subject, comprising:

- a transducer having an audible click output stimulus;
- an electrode system adapted to detect an EEG response to said stimulus;
- a processor, responsive to said EEG response, having
 - means for repeatedly delivering an auditory stimulus;
 - means for measuring EEG responses to the stimulus, said responses having polarities at each point in time;
 - means for sampling acoustic noise amounts associated with said EEG responses;
 - means for digitizing said EEG responses;
 - means for transforming said digitized EEG responses into a series of binary numbers corresponding to the polarities of said EEG responses;
 - means for transforming said binary numbers into an array of polarity sums;
 - means for weighting said array of polarity sums based on the relationship of said acoustic noise amounts to normative data; and
 - means for determining the probability of the presence of an ABR, based on said weighted array of polarity sums.

* * * * *

专利名称(译)	具有噪声加权功能的听力评估设备		
公开(公告)号	US6620100	公开(公告)日	2003-09-16
申请号	US09/982321	申请日	2001-10-17
[标]申请(专利权)人(译)	SMITS MATTHIJS P THORNTON AARON - [R]		
申请(专利权)人(译)	SMITS MATTHIJS P. THORNTON AARON R.		
当前申请(专利权)人(译)	NATUS MEDICAL INC.		
[标]发明人	SMITS MATTHIJS P THORNTON AARON R		
发明人	SMITS, MATTHIJS P. THORNTON, AARON R.		
IPC分类号	A61B5/0484 A61B5/0476 A61B5/12 A61B5/00		
CPC分类号	A61B5/04845 A61B5/121 A61B5/7203		
其他公开文献	US20030073920A1		
外部链接	Espacenet USPTO		

摘要(译)

公开了一种用于评估听力损失的装置和方法。该装置和方法使用诱发的听觉脑干反应 (ABR) 来确定受试者是否能够听到重复施用的点击刺激。为了优化评估, 本发明使用规范数据来准确地加权听觉响应, 从而可以在不同或变化的噪声条件下进行评估。

