



US 20120078067A1

(19) **United States**

(12) **Patent Application Publication**
Kovatchev et al.

(10) **Pub. No.: US 2012/0078067 A1**
(43) **Pub. Date: Mar. 29, 2012**

(54) **SYSTEM COORDINATOR AND MODULAR ARCHITECTURE FOR OPEN-LOOP AND CLOSED-LOOP CONTROL OF DIABETES**

Related U.S. Application Data

(60) Provisional application No. 61/182,454, filed on May 29, 2009.

(75) Inventors: **Boris P. Kovatchev**, Charlottesville, VA (US); **Stephen D. Patek**, Charlottesville, VA (US); **Marc D. Breton**, Charlottesville, VA (US)

Publication Classification

(51) **Int. Cl.**
A61B 5/00 (2006.01)
G09B 19/00 (2006.01)
A61B 5/145 (2006.01)
(52) **U.S. Cl.** **600/301; 600/365; 434/127**

(73) Assignee: **UNIVERSITY OF VIRGINIA PATENT FOUNDATION**, Charlottesville, VA (US)

(57) **ABSTRACT**

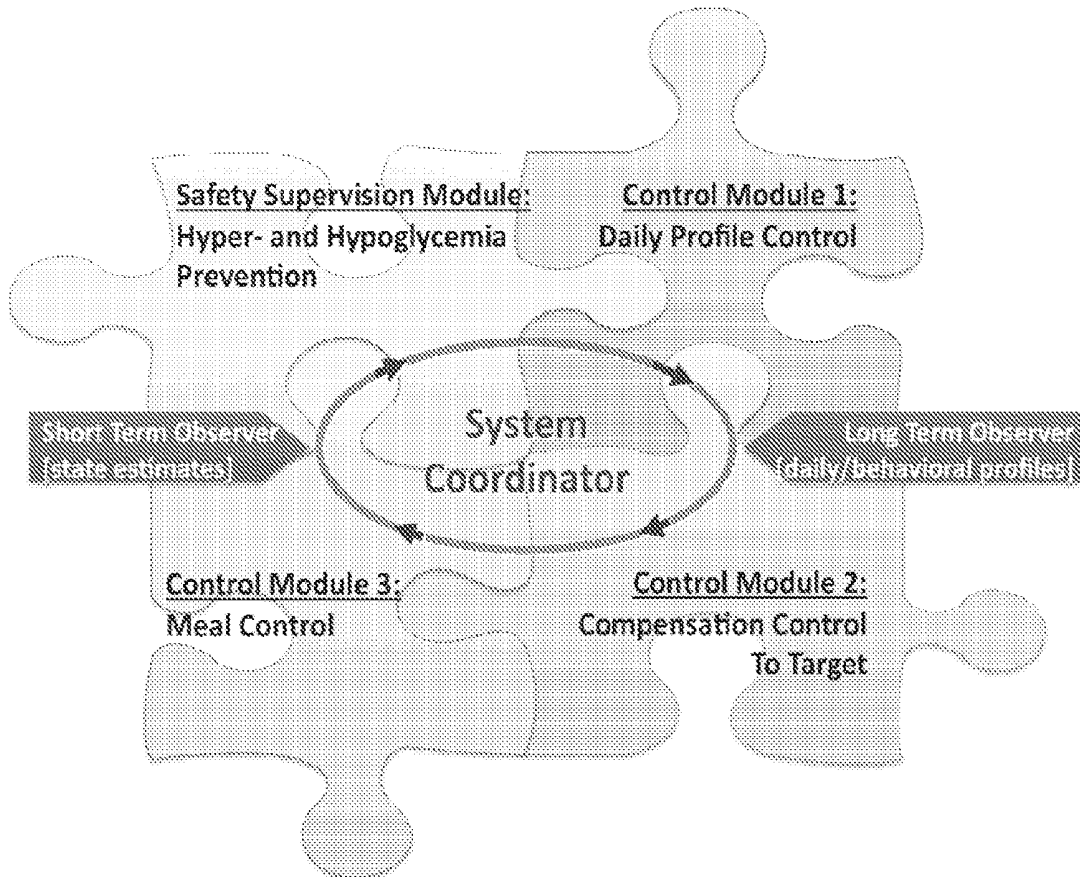
A structure, method, and computer program product for a diabetes control system provides, but is not limited thereto, the following: open-loop or closed-loop control of diabetes that adapts to individual physiologic characteristics and to the behavioral profile of each person. An exemplary aspect to this adaptation is biosystem (patient or subject) observation and modular control. Consequently, established is the fundamental architecture and the principal components for a modular system, which may include algorithmic observers of patients' behavior and metabolic state, as well as interacting control modules responsible for basal rate, insulin boluses, and hypoglycemia prevention.

(21) Appl. No.: **13/322,943**

(22) PCT Filed: **May 28, 2010**

(86) PCT No.: **PCT/US10/36629**

§ 371 (c)(1),
(2), (4) Date: **Nov. 29, 2011**



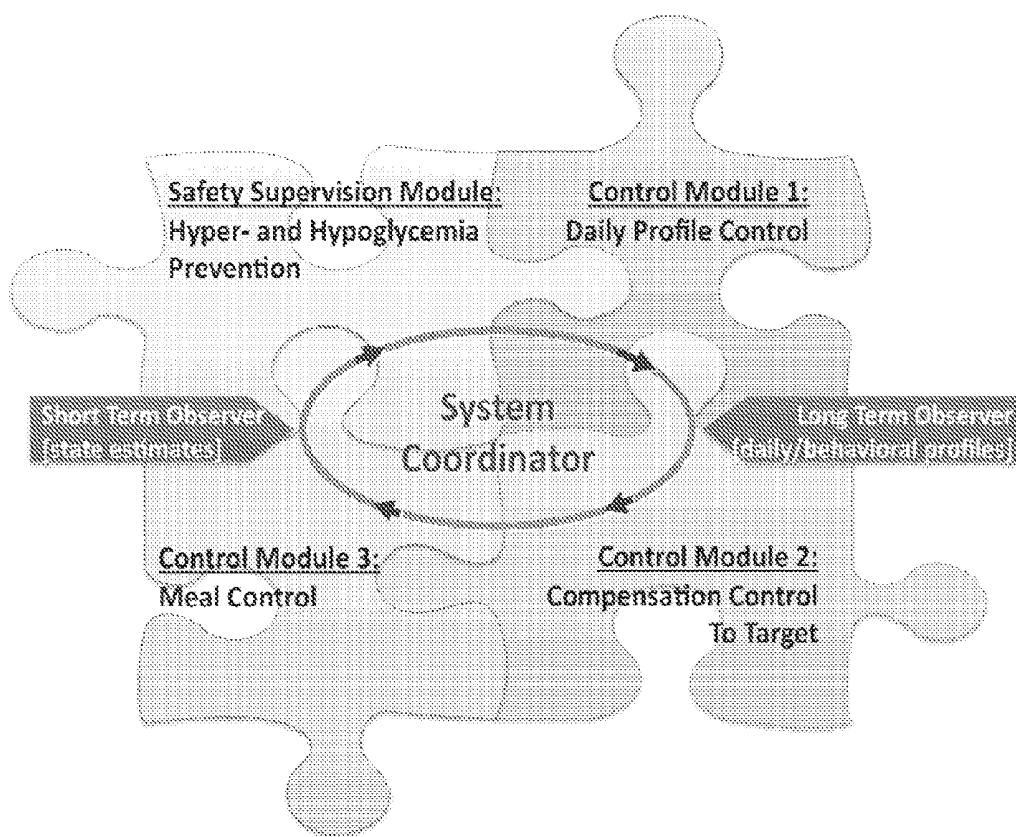


FIG. 1

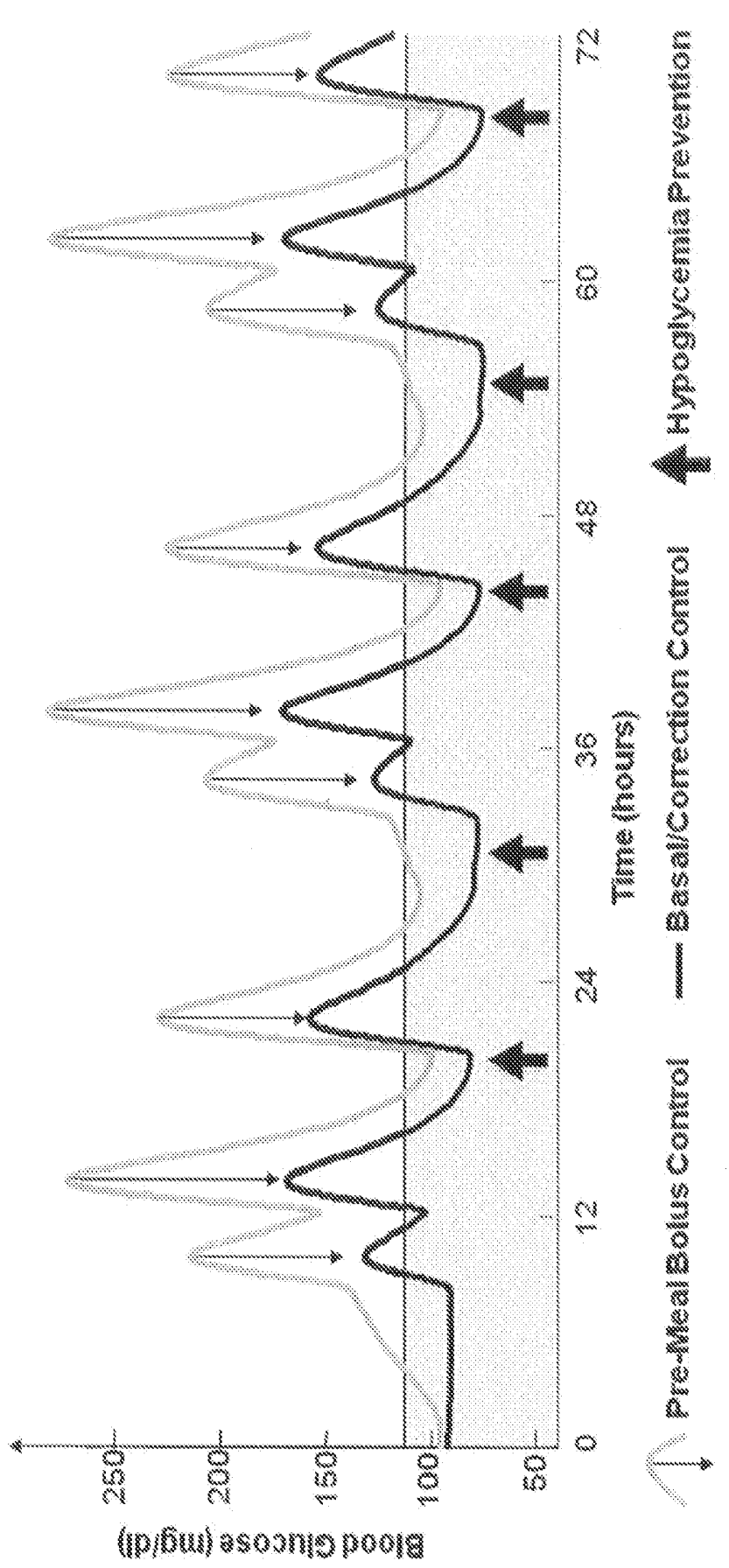


FIG. 2

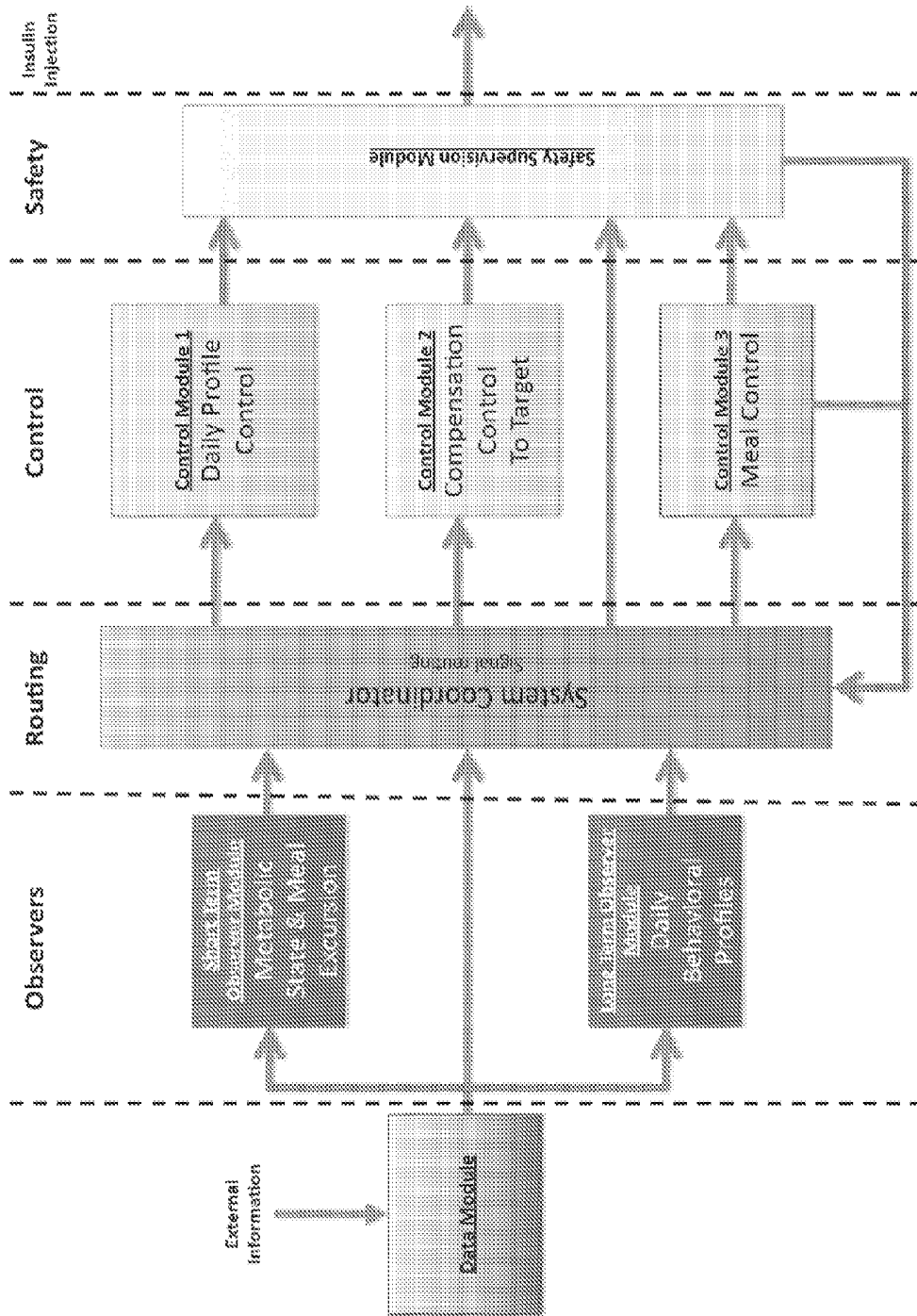


FIG. 3

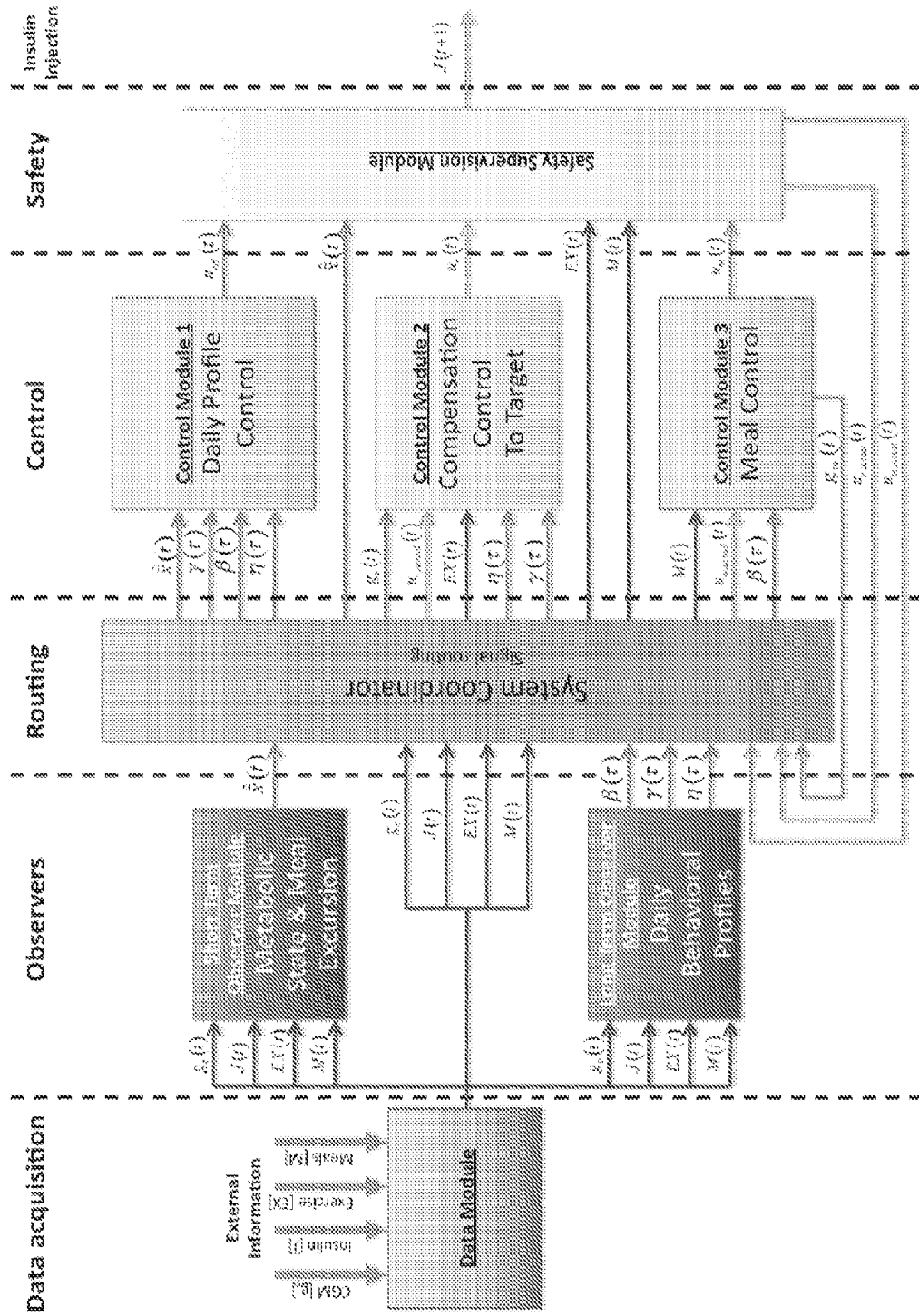


FIG. 4

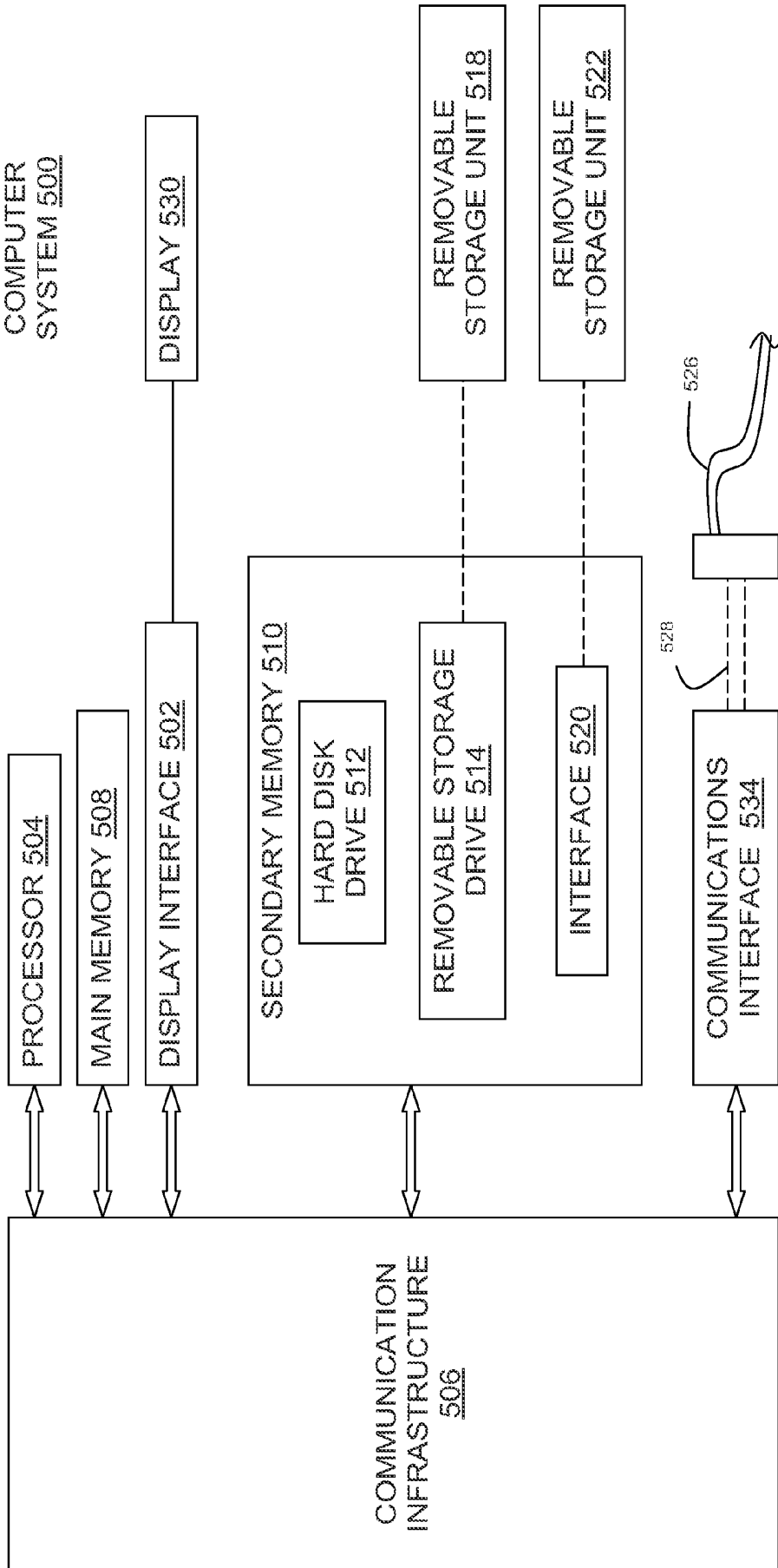


FIG. 5

SYSTEM COORDINATOR AND MODULAR ARCHITECTURE FOR OPEN-LOOP AND CLOSED-LOOP CONTROL OF DIABETES

CROSS-REFERENCES TO RELATED APPLICATIONS

[0001] The present application claims priority from U.S. Provisional Application Ser. No. 61/182,454, filed May 29, 2009, entitled “System Coordinator and Modular Architecture for Open-Loop and Closed-Loop Control of Diabetes;” of which the disclosure is hereby incorporated by reference herein in its entirety.

FIELD OF THE INVENTION

[0002] Some aspects of some embodiments of this invention are in the field of medical methods, systems, and computer program products related to managing the treatment of diabetic subjects, more particularly to glycemic analysis and control.

BACKGROUND OF THE INVENTION

[0003] People with diabetes face a life-long optimization problem: to maintain strict glycemic control without increasing their risk for hypoglycemia [13, 58, 59]. The engineering challenge related to this problem is to design algorithms using automated insulin delivery to exert optimal closed-loop control of glucose fluctuations. Since the early studies of continuous external glucose regulation (e.g., BioStator, [10]), two primary approaches have emerged: The use of classic proportional-Integral-derivative (PID) algorithms, and modern methods based on models of the human metabolism. The first studies using subcutaneous insulin delivery and continuous glucose monitoring (CGM) employed PID control [57, 60]. Recently, model predictive control (MPC), received considerable attention [20, 21, 44, 50] due to its many clinical and engineering advantages.

BRIEF SUMMARY OF THE INVENTION

[0004] MPC is typically based on a model of the human metabolic system. Fortunately, the modeling of glucose-insulin interaction is one of the most advanced applications of mathematics to medicine. Beginning with the now classic Minimal Model of Glucose Kinetics (MMGK) co-authored by Dr. Claudio Cobelli who leads the Italian team of this project [2], a number of elaborate models have been developed [16,21]. These models can be classified in three broad classes: (i) models to measure parameters that are not accessible by direct lab tests, such as MMGK assessing insulin sensitivity; (ii) models to simulate that enable in silico pre-clinical trials, and (iii) models to control used to empower algorithms such as MPC.

[0005] An aspect of an embodiment of the present invention provides the progress towards advisory open-loop control or automated closed-loop control that will be greatly accelerated by a structured modular approach to building control components. Specifically, an aspect of an embodiment of the present invention provides a system of control modules responsible for basal rate, pre-meal and correction insulin boluses, and hypoglycemia prevention. These modules will be informed by biosystem observers providing information about the patients’ glycemic state. A modular approach to closed-loop control development would have a number of advantages that include, but are not limited to:

[0006] Incremental testing of modules in parallel or consecutive studies;

[0007] Incremental FDA approval and industrial deployment of system features;

[0008] User flexibility—each system observer or control module could be used separately, or within an integrated control system, depending on patients’ or physicians’ choice;

[0009] An aspect of an embodiment provides an external open-loop or closed-loop control that shall have separate interacting components responsible for prevention of hypoglycemia, postprandial insulin correction boluses, basal rate control, and administration of pre-meal boluses. These control modules receive information from biosystem observers that are responsible for tracking glucose fluctuations and the amount of active insulin at any point in time. This dual control-observer architecture is dictated by the natural separation of the computational elements of a closed-loop control system into algorithms observing the person and algorithms actuating control. Central role in this architecture is played by the system coordinator—an algorithmic module that is responsible for controlling the integration and the interactions of the modular system.

[0010] Pertaining to the feasibility of each of the proposed observers and control modules, as well as the feasibility of using CGM technology and subcutaneous insulin delivery for automated closed-loop control the following may be referenced:

[0011] Use and accuracy of CGM; algorithmic processing of CGM data: [3, 5, 24, 26, 29, 34, 40];

[0012] In silico pre-clinical trials: [15, 16, 28, 31];

[0013] Glucose variability observer and Risk Analysis: [36, 37, 38, 39, 42, 43, 46];

[0014] Insulin observer, subcutaneous insulin transport, sensitivity, and action: [0, 2, 7, 12, 47, 54];

[0015] Control module 1: prediction and prevention of hypoglycemia: [4, 26, 35, 53, 56, 61];

[0016] Control modules 2, 3, and 4: correction boluses and closed-loop control: [8, 11, 27, 44, 45, 51].

[0017] An embodiment of the present invention defines a modular architecture that can accommodate a variety of system observers and control modules that can be assembled into a system for open-loop advisory mode control or automated closed-loop control of diabetes.

[0018] An aspect of an embodiment of the present invention, a structure, method, and computer program product for a diabetes control system provides, but is not limited thereto, the following: open-loop or closed-loop control of diabetes that adapts to individual physiologic characteristics and to the behavioral profile of each person. An exemplary aspect to this adaptation is biosystem (patient) observation and modular control. Consequently, an aspect of an embodiment of the present invention establishes the fundamental architecture and the principal components for a modular system, which includes algorithmic observers of patients’ behavior and metabolic state, as well as interacting control modules responsible for basal rate, insulin boluses, and hypoglycemia prevention. An exemplary role in this architecture is played by the system coordinator—such as an algorithmic module that may be responsible for controlling the integration and the interactions of the modular system.

[0019] An aspect of an embodiment of the present invention provides a structure, method, and computer program product for a diabetes control system provides, but is not

limited thereto, the following: open-loop or closed-loop control of diabetes that adapts to individual physiologic characteristics and to the behavioral profile of each person. An exemplary aspect to this adaptation is biosystem (patient) observation and modular control. Consequently, an aspect of an embodiment of the present invention establishes the fundamental architecture and the principal components for a modular system, which may include algorithmic observers of patients' behavior and metabolic state, as well as interacting control modules responsible for basal rate, insulin boluses, and hypoglycemia prevention.

[0020] An aspect of an embodiment of the present invention provides a structure for a diabetes control system. The structure may comprise: modules for processing and storing data; conduits between modules; and signals produced in the event that certain modules are not inserted within the structure.

[0021] An aspect of an embodiment of the present invention provides a computer program product comprising a computer useable medium having a computer program logic for enabling at least one processor in a computer system for a diabetes control system. The computer program logic may be configured to include: modules for processing and storing data; conduit means between modules; and producing signals in the event that certain modules are not inserted within the system.

[0022] An aspect of an embodiment of the present invention provides a method for enabling a diabetes control system. The method may comprise: providing modules for processing and storing data; providing conduits or the like between modules; and producing signals in the event that certain modules are not inserted within the system.

[0023] These and other objects, along with advantages and features of various aspects of embodiments of the invention disclosed herein, will be made more apparent from the description, drawings and claims that follow.

BRIEF DESCRIPTION OF THE DRAWINGS

[0024] The accompanying drawings, which are incorporated into and form a part of the instant specification, illustrate several aspects and embodiments of the present invention and, together with the description herein, serve to explain the principles of the invention. The drawings are provided only for the purpose of illustrating select embodiments of the invention and are not to be construed as limiting the invention.

[0025] FIG. 1 schematically provides an exemplary embodiment of the structure of the modular architecture for control of diabetes.

[0026] FIG. 2 schematically provides an exemplary decoupled basal and bolus control supervised by hypoglycemia prevention.

[0027] FIG. 3 schematically provides a first exemplary embodiment of the general architecture for control of diabetes.

[0028] FIG. 4 schematically provides a detailed embodiment of the general architecture for control of diabetes.

[0029] FIG. 5 schematically provides an exemplary embodiment of the general architecture for control of diabetes.

DETAILED DESCRIPTION OF THE INVENTION

Definitions

[0030] For the purposes of an embodiment of the present invention:

[0031] Open-loop advisory-mode control is defined as a system that uses CGM data and information from insulin pump to provide real-time advice about treatment adjustments to patients with diabetes;

[0032] Closed-loop control system is defined as a system using data from CGM devices and information from insulin pump to automatically control insulin delivery by the insulin pump.

Overview of Modular Architecture of Open-Loop and Closed-Loop Control of Diabetes:

[0033] As shown in FIG. 1, a modular open- or closed-loop control system includes observers of patients' metabolic state, daily profiles and behavior, which provide information to the central system coordinator, which in turn directs the actions and the interactions of an array of control modules. Specifically:

[0034] A System Coordinator will coordinate the distribution of input signals to control modules (routing) and most importantly allocate different segments of diabetes management to different controllers by restricting the input to these controllers (see example in discussion below). Finally, the system coordinator will ensure the direct feeding of external inputs to controllers if the observers are inactive.

[0035] Observers will receive frequent information about metabolic measurements (such as continuous glucose or insulin), metabolic disturbances (such as meals or exercise), and metabolic treatments (such as insulin or glucagon injections). Based on these inputs the observers will

[0036] construct and update an internal representation of the metabolic state of the patient and transmit this state to the control modules;

[0037] keep an internal representation of the behavioral pattern of the patient, such as daily meal and exercise profiles; and

[0038] assess risks for undesirable events such as hypoglycemia or glucose variability.

[0039] Safety Supervision Module will receive information from the observers and from the control modules (below) and will decide whether there is an increase of the risk for upcoming hypoglycemia or prolonged hyperglycemia. If risk increase is encountered, the module will reduce or discontinue the suggested insulin infusion.

[0040] Three Control Modules will be responsible for insulin administration. The Control Modules will receive instructions from the System Coordinator and will supply their output to the Safety Supervision Module for evaluation. The Control Modules are:

[0041] Control Module 1 will calculate and suggest the basal insulin delivery;

[0042] Control Module 2 will calculate and suggest compensation of the basal delivery (up or down) in case of non meal related deviations, such as drops or rise due to exercise, or residual dawn phenomenon not covered by module 1;

[0043] Control Module 3 will calculate and suggest meal insulin boluses, potentially including pre-meal priming boluses.

[0044] While the Safety Supervision Module and the Control Modules are subjects of independent invention disclosures or have been developed elsewhere [44,51], the subject of an embodiment the present invention is defining the general architecture of an open-loop or a closed-loop control system and the interactions between the components (modules) of that system as presented in FIGS. 1 and 2. A feature of an embodiment of the present invention is the design of the System Coordinator, responsible for the seamless integration of observers, control modules, and safety supervision.

[0045] In the context of engineering design of an embodiment, it may be important to underscore that:

[0046] Each system observer or control module can be used separately, or within an integrated open- or closed-loop control system, depending on patients' or physicians' choice. This modular approach will allow the incremental testing of system features in parallel or consecutive studies;

[0047] The operation of the system in open-loop advisory mode will be conceptually similar to closed-loop control mode, but will differ in terms of implementation: open-loop will provide real-time information to the patient, while closed-loop will control directly the insulin pump.

[0048] An exemplary idea behind the introduction of a System Coordinator is its ability to decouple different control functions, and to coordinate the control module action with separate modules responsible for different aspect of diabetes management, such as meals, exercise, basal pattern, and hypo/hyperglycemia avoidance. In other words, separate interacting algorithms will suggest optimal pre-meal bolus control (e.g. a stochastic algorithm) and will exercise basal rate control or administer post-meal correction boluses (e.g. deterministic algorithms). This "separation of duties" corresponds to the stochastic nature of meals and behavior, and the deterministic nature of basal and postprandial physiology, and also has deep mathematical reasoning motivated by the experience gained in our recent clinical trials of closed-loop control in Type 1 diabetes. These trials showed excellent overnight regulation but rather slow (as compared to open loop) breakfast regulation. Tuning of the algorithm aggressiveness alone was not sufficient to achieve both goals. It was therefore necessary to introduce a strategy that handles differently night and breakfast regulation. With this in mind, we introduce the System Coordinator, which allows each Control Module to operate within a certain BG range. Specifically, after Module 3 treats a meal, the effect of this bolus and the concurring meal is projected 1-2 h ahead and will be subtracting in real time from the trajectory from the incoming CGM data. In other words, the System Coordinator will "correct" the CGM track sent to Module 2 by the projected action of Module 3. This modus operandi is illustrated in FIG. 2: the observed glucose trace is presented by a gray line, but Module 2 will only "see" the black trace, which is the difference between real-time CGM and the action of Module 3. This will result in a rather simple interaction between Modules 1, 2 and 3: Module 1 sets the reference treatment for the day, Module 3 will operate in a regime with updates every several hours, its action will be continuously projected, and the result will be supplied to Module 2, which will operate in frequent increments (e.g. 15 minutes)

[0049] Further, all control modules will be supervised by the Safety Supervision module, which will warn the person for upcoming hypo/hyperglycemia and will suggest reduc-

tion in insulin delivery or correction boluses in open-loop advisory mode, or will directly reduce or discontinue the insulin pump infusion rate in closed-loop control mode.

[0050] FIG. 3 presents a flow chart of the interactions between the system components identified in FIG. 1, while FIG. 4 presents a detailed view of the nodes and the conduits of the modular architecture, featuring the interactions of the System Coordinator with the other components of an open-loop advisory system or a closed-loop control system. The only difference between open-loop advisory operation and closed-loop control operation is in the delivery of information from the System Coordinator: in open-loop the information about insulin rate and potential for hypoglycemia is presented to the patient; in closed-loop control mode insulin delivery commands are sent directly to the insulin pump. The following paragraphs describe the function of each of the modules of the architecture, focusing largely on the interfaces between modules and the requirements/definition of each signal. This description assumes that the system updates are computed in discrete time t , corresponding to given sampling interval. We use the terms "time," "discrete time," and "stage" interchangeably.

[0051] The Data Module serves to process raw data from external sources, scan the data for integrity, and produce four real-time signals that are then used by the remaining modules of the modular system. As shown in FIG. 4, the external data sources are (1) continuous glucose monitoring (CGM) data, possibly from multiple sensors, (2) data from the patient's insulin pump (i.e. insulin actually delivered to the patient), (3) exercise information (e.g. heart rate information and other indicators of physical activity), and (4) meal information (e.g. acknowledgements of meals as they arrive). Only the CGM and the insulin pump data are mandatory; exercise and meal information is optional and will be used only in certain embodiments of this invention. The outputs of the data module are:

[0052] $g_c(t)$ = a single, processed glucose sample at stage t , reflecting the effect of all processing of the glucose sensors used as input

[0053] $J(t)$ = the most recent (relative to t) actual insulin pump command (mU/min) It should be noted that all insulin injections are expressed as rates of infusion, including boluses.

[0054] $EX(t)$ = exercise process data at time t (EX is an optional time series that is specific to the embodiment of the modular architecture)

[0055] $M(t)$ = meal data at stage t (M is an optional time series that is specific to the embodiment of the modular architecture)

[0056] The Long Term Observer Module serves to produce statistical profiles of the patient's meal and exercise behavior, β and η respectively, and a circadian profile the patient's daily insulin utilization γ , which are used by other control modules to set priors on parameter estimates and/or constraints on insulin action. The inputs to the Long Term Observer Module are all of the Data Module outputs shown in FIG. 4: $g_c(t)$, $J(t)$, $EX(t)$, and $M(t)$. The outputs of the module are:

[0057] $\beta(\tau)$ = a daily profile of the patient's meal behavior, where the notation (τ) expresses the fact that the profile is used as a lookup table descriptive of the patient's behavior as a function of time of day

[0058] $\eta(\tau)$ = a daily profile of the patient's exercise behavior, where again the notation (τ) expresses the fact that the profile is used as a lookup table descriptive of the

patients behavior as a function of time of day $\gamma(\tau)$ —a daily (circadian) profile of the patient’s utilization of insulin, where again the notation (τ) expresses the fact that the profile is used as a lookup table descriptive of the patients behavior as a function of time of day

All outputs of the Long Term Observer Module are optional—the entire Long-Term Observer would only exist in certain specific embodiments of the modular architecture. Some embodiments of the modular architecture will not include an active Long Term Observer; in these embodiments the outputs of the model take default values, $\beta^0(\tau)\eta^0(\tau)$ and $\gamma^0(\tau)$, which are not utilized by the remaining modules of the system.

[0059] In one embodiment of the Long Term Observer Module, the meal behavioral profile β defines a probabilistic description of the patients eating behavior within given “meal regimes” throughout the day. Specifically, for each meal regime β would comprise the conditional probability of a meal arriving within the next sampling interval (within the meal’s window of opportunity), given that the meal has not yet arrived:

$$p_k = \frac{f_k}{1 - F + \sum_{i=1}^{\bar{k}} f_i} \quad (1)$$

where f_k is the frequency with which the corresponding meal arrives in the k -th sampling interval of the current meal regime, $1-F$ is the probability with which the meal will not arrive within its window of opportunity, and \bar{k} is the latest possible stage in which the meal could arrive. In this scheme it is historical information about meals $M(t)$ that allows for the “observation” of the meal behavioral profile $\beta(\tau)$, expressed as conditional probabilities p_k . Note that if the meal time is known in advance within the j -th sampling interval, then p_k will be zero for all k not equal to j , and $p_j=1$. This embodiment of the meal behavioral profile would allow for the administration of insulin in anticipation of meals, without compromising patient safety.

[0060] The Short Term Observer Module of FIGS. 3 and 4 serves to compute real-time estimates of key metabolic states for the patient, including possibly plasma insulin and glucose concentration, which are used by Control Modules 1-3 to perform various tasks. The Safety Supervisor, for example, may use metabolic state estimates to assess/predict the risk of out-of-range excursions in blood glucose (i.e. episodes of hypoglycemia or hyperglycemia).

[0061] The biometric values that comprise the “key” metabolic states are specific to the embodiment of the modular architecture. However, at least one of the states will be blood glucose concentration. We use $\hat{x}(t)$ to denote the vector of true metabolic state values, reserving the first element of the vector $\hat{x}_1(t)$ to be defined as blood glucose concentration. It is important to note that the true values of the metabolic states are unknown in general because they are not the same as the input signals $g_c(t)$, $J(t)$, $EX(t)$, and $M(t)$. (For example, while plasma glucose and insulin cannot be measured in real time, values for these states can be estimated from $g_c(t)$, $J(t)$, $EX(t)$, and $M(t)$.) We use $\hat{x}(t)$ to denote the corresponding vector of state estimates.

[0062] Thus, the inputs of the Short Term Observer Module are the same as the outputs of Data Module shown in FIG. 3: $g_c(t)$, $J(t)$, $EX(t)$, and $M(t)$. The output of the Short Term Observer Module is:

[0063] $\hat{x}(t)$ —a vector of estimates of the key metabolic states of the patient, including plasma glucose and plasma insulin.

[0064] In embodiments of the modular architecture where the Short Term Observer is not active, the default state estimate is simply a pass-through of the glucose sample:

$$\hat{x}^0(t) = g_c(t). \quad (2)$$

[0065] Even though the composition of the vectors $\hat{x}(t)$ and $\hat{x}(t)$ is specific to the embodiment, we can describe the basic framework for how state estimation is performed. We assume that the evolution of the state vector is described by a discrete-time, nonlinear dynamic model, generally expressed as:

$$\hat{x}(t+1) = \tilde{F}(\hat{x}(t), J(t), \omega_m(t), \omega_e(t)), \quad (3)$$

where $\omega_m(t)$ and $\omega_e(t)$ are disturbance processes representing meals and exercise/physical activity. The nonlinear model could be a discrete-time realization of the oral glucose meal model [16], minimal models derived from the meal model, the Hovorka [21] or the Sorensen model [55], or another yet to be determined mathematical model of glucose-insulin-exercise dynamics. The state estimate $\hat{x}(t)$ is derived through a process of filtering (state “observations”) based on the processed input data $g_c(t)$, $J(t)$, $EX(t)$, and $M(t)$. The filtering process could be a direct application of Kalman filtering, extended Kalman filtering, or another yet to be determined statistical procedure that incorporates state observation as a key internal process. The state estimation process is driven in part by a model for the relationship between these signals and the underlying state vector, expressed as:

$$CGM(t) = \tilde{G}_{CGM}(\hat{x}(t)) + v_{CGM}(t) \quad (4)$$

$$M(t) = \tilde{G}_m(\omega_m(t)) + v_m(t) \quad (5)$$

$$EX(t) = \tilde{G}_e(\omega_e(t)) + v_e(t), \quad (6)$$

where (1) \tilde{G}_{CGM} , \tilde{G}_m , and \tilde{G}_e describe the functional relationship between the subject’s actual metabolic state $\hat{x}(t)$ and $CGM(t)$, the actual meal disturbance $\omega_m(t)$ and the meal signal $y_m(t)$, and the actual exercise/physical activity disturbance $\omega_e(t)$ and the exercise data signal $y_e(t)$, respectively and (2) $v_{CGM}(t)$, $v_m(t)$, and $v_e(t)$ are sensor noise processes.

[0066] The System Coordinator shown in FIG. 4 plays a central role in the modular architecture, serving (1) to act as a “router” for signals from and to the various Control Modules and (2) to decompose the estimate blood glucose concentration into parts attributable to (i) meals and the response to meals and (ii) all other disturbances (exercise and physical activity). The System Coordinator receives a specific set of signals from the various Control Modules, listed in the following paragraphs.

[0067] From the Data Module, the System Coordinator receives $g_c(t)$, $J(t)$, $EX(t)$, and $M(t)$. From the Long Term Observer Module, the System Coordinator receives the behavioral profiles $\beta(\tau)$, $\eta(\tau)$, and $\gamma(\tau)$, and, from the Short Term Observer Module, the System Coordinator receives the metabolic state vector estimate $\hat{x}(t)$. In addition, from the Safety Supervision Module, the System Coordinator receives:

[0068] $u_{m,actual}(t)$ —insulin allowed at time t by the Safety Supervisor as a part of the response to meals

[0069] $u_{r,actual}(t)$ =insulin allowed at time t by the Safety Supervisor as a part of the response to non-meal disturbances

From the Meal Control Module (Control Module 3), the Coordinator Receives

[0070] $g_m(t)$ =estimated glucose excursion due to meals (and the response to meals)

[0071] Many of the inputs to the System Coordinator are “passed through” to other control modules, as shown in FIG. 3.

[0072] In addition to acting as a “router” for signals between various modules, the System Coordinator play a central role in attributing glucose excursions to either (1) meals and the response to meals or (2) other metabolic disturbances. Specifically, the System Coordinator serves to evaluate

[0073] $g_r(t)$ =an estimate of blood glucose concentration offset by the estimated contribution of meals (and the response to meals), computed as

$$g_r(t)=\hat{x}_1(t)-g_m(t) \quad (7)$$

[0074] The signal $g_r(t)$ is the only output of the System Coordinator that is not a pass-through signal from other modules. (Note that since output $g_m(t)$ of the Controller defaults to zero if the Meal Control Module is not active, then $g_r(t)$ is exactly the estimated value of blood glucose $\hat{x}_1(t)$.)

[0075] The Daily Profile Control Module (Control Module 1) of FIG. 4 serves to compute a reference insulin signal $u_{ref}(t)$, which is analogous to the patient’s daily insulin profile in conventional CSII therapy. The inputs to the Daily Profile Control Module are the outputs of the system observers: (1) the metabolic state vector estimate $\hat{x}(t)$ (produced by the Short Term Observer Module) and (2) the behavioral profiles $\beta(\tau)$, $\eta(i)$, and $\gamma(\tau)$ (produced by the Long Term Observer Module). The output of Daily Profile Control Module is:

[0076] $u_{ref}(t)$ =reference insulin infused at time t

[0077] The computation of the reference insulin signal is specific to the embodiment of the modular architecture. In an embodiment where the Daily Profile Control Module is inactive, the default output is simply the patient’s daily basal insulin profile.

[0078] The Meal Control Module (Control Module 3) of FIG. 4 serves to manage BG excursions in anticipation of and in response to meals in a quasi open-loop fashion. It does this by (1) maintaining an open-loop internal estimate of the contribution of meals to the patient’s overall BG and (2) using the patient meal behavioral profile to compute recommended meal insulin $u_m(t)$ both prior to the meal arriving and after the meal. The inputs to the Meal Controller are

[0079] $M(t)$ =the meal data process (from the Data Module)

[0080] $U_{m,actual}(t)$ =insulin allowed at time t by the Safety Supervisor as a part of the response to meals (produced by Safety Supervision Module)

[0081] $\beta(\tau)$ =the meal behavioral profile (produced by the Long Term Observer Module)

The outputs of the Meal Controller (originating within the Meal Controller) are

[0082] $u_m(t)$ =the recommended insulin infusion at time t for accommodating meals

[0083] $g_m(t)$ =estimated glucose excursion due to meals (and the response to meals)

[0084] The computation of $u_m(t)$ and $g_m(t)$ are both specific to the embodiment of the modular architecture. In an embodiment where the meal control module is inactive, the recommended insulin infusion $u_m(t)$ defaults to zero, as does $g_m(t)$ the estimated glucose excursion due to meals, leaving the Compensation Control to Target Module (if active) to reject the meal disturbance.

[0085] For embodiments in which the Meal Control Module is active, estimation of the glucose excursion due to meals would be computed from an open loop dynamic system model, reflective of the dynamic interactions between glucose and insulin. Whatever dynamic system model is used can generally be described as a nonlinear discrete-time system, with state vector $\xi(t)$, whose evolution is dictated by:

$$\xi(t+1)=F_m(\xi(t),u_{m,actual}(t),M(t)). \quad (8)$$

where the state space equations defined by the operator F_m are such that, if $u_{m,actual}(t)$ is fixed at zero and $M(t)$ is also fixed at zero, then $\xi(t)$ converges to zero asymptotically. The estimated excursion in blood glucose can be derived from the model as

$$g_m(t)=G_m(\xi(t)). \quad (9)$$

[0086] The same dynamic system model could be used in conjunction with the meal behavioral profile $\beta(\tau)$ to compute an optimal open loop response to meals, perhaps even in anticipation of meal arrival.

[0087] In one embodiment of the modular architecture with an active Meal Control Module, the behavioral profile $\beta(\tau)$ could express as the conditional probability p_k of the meal arriving at stage k of the current meal regime (given that it has not already arrived). Such a meal behavioral profile would allow, the administration of insulin in anticipation of meals, without compromising patient safety. In this embodiment, the suggested meal control signal would be computed as a function of the control relevant statistics $y_m(t)$ and future conditional probabilities p_r , p_{r+1} , K , p_k as

$$u_m(t)C_m(\xi(t),M(t),p_r p_{r+1},K,p_k), \quad (10)$$

where C_m denotes the mathematical transformation of input data to optimal anticipatory and reactive insulin injections.

[0088] The Compensation Control to Target Module of FIG. 4 (Control Module 2) serves to manage in-range excursions of blood glucose that are not already accounted for by the Meal Control Module (Control Module 3). In serving in this capacity, this module maintains an internal estimate of the patient’s “residual” metabolic state based on (1) the meal-offset glucose signal $g_r(t)$ produced by the System Coordinator, past residual insulin injections $u_{r,actual}(t)$ allowed by the Safety Supervisor, the exercise data process $EX(t)$, and the exercise behavioral and insulin utilization profiles $\xi(\tau)$ and $\gamma(\tau)$.

The inputs to the Compensation Controller are

[0089] $g_r(t)$ =an estimate of glucose excursions away from $g_{ref}(t)$ that are not due to meals (computed by the System Coordinator)

[0090] $U_{r,actual}(t)$ =insulin allowed at time t by the Safety Supervisor (computed by the Safety Supervisor)

[0091] $EX(t)$ =the exercise data process from the Data Module)

[0092] η =exercise behavioral profile (produced by the Long Term Observer Module)

[0093] γ =circadian insulin profile (produced by the Long Term Observer Module)

The output of the Compensation Controller is

[0094] $u_r(t)$ = the recommended “residual” insulin infusion at time t needed to compensate for non-meal disturbances

[0095] The computation of $u_r(t)$ is specific to the embodiment of the modular architecture. In an embodiment where the Compensation Control to Target Module is inactive, the default is $u_r(t) = 0$. In this case the Safety Supervision Module (in conjunction with the Daily Profile Control Module and Meal Control Module) would take full responsibility for keeping the patient within an acceptable range of BG values.

[0096] In an embodiment of the modular architecture with an active Compensation Control to Target Module, the recommended residual insulin could be computed using Proportional-Integral-Derivative (PID) control, as in [57], using $e(t) = g_r(t) - g_{ref}(t)$ as an error signal, where $g_{ref}(t)$ is a possibly time-varying target.

[0097] In other embodiments of the modular architecture (in which the Compensation Control to Target Module is Active), the recommended residual insulin signal could be computed from a dynamic model of the interactions of $g_r(t)$ and residual insulin, which in general terms could be described as:

$$x(t+1) = F_r(x(t), u_{r,actual}(t), \omega_e(t)), \quad (11)$$

where the state space equations defined by the operator F_r are such that, if $u_{r,actual}(t)$ is fixed at zero and the exercise disturbance is also fixed at zero (i.e. no physical activity), then $x(t)$ converges to a given target value g_{ref} asymptotically. A vector of state estimates $\hat{x}(t)$ can be derived (through a process of state observation) using measurement models

$$g_r(t) = G_r(x(t)) \quad (12)$$

$$EX(t) = G_e(\omega_e(t)) + v_e(t), \quad (13)$$

[0098] The recommended residual control signal $u_r(t)$ is computed based on an estimate $\hat{x}(t)$ of the state vector $x(t)$ that is computed from the residual glucose signal $g_r(t)$. In one embodiment of the modular architecture, recommended residual control signal would be computed using closed-loop model predictive control techniques, as in [44] based on the estimate $\hat{x}(t)$. In other embodiments, Compensation Control could be achieved via LQG [51], LMPC, or any other closed loop control methodology. In yet other embodiments, compensation control could be achieved via either positive or negative residual “boluses”, whose timing and extent are computed based on $\hat{x}(t)$.

[0099] The Safety Supervision Module of FIG. 4 monitors and, if necessary, modifies the suggested insulin injection signals produced by the other control modules, in an effort to (1) avoid hypoglycemia and (2) if the other modules are unable to do so, mitigate sustained hyperglycemia. In addition, the safety supervisor is responsible for computing the final “approved” next insulin injection $J(t+1)$ used as the main output of the modular architecture, attributing relevant parts of this signal to an “actual” meal control signal $u_{m,actual}(t)$ and an actual residual control signal $u_{r,actual}(t)$.

The inputs to the Safety Supervisor are

[0100] $\hat{x}(t)$ = the vector of estimated metabolic states for the patient, the first component of which, $\hat{x}_1(t)$, is an estimate of the patients blood glucose concentration (Short Term Observer Module)

[0101] $M(t)$ = the meal data process (from the Data Module)

[0102] $EX(t)$ = the exercise data process (from the Data Module)

[0103] $u_{ref}(t)$ = reference insulin infused at time t (produced by the Daily Profile Control Module (Control Module 1))

[0104] $u_m(t)$ = the recommended insulin infusion at time t for accommodating meals (produced by the Meal Control Module (Control Module 3))

[0105] $u_r(t)$ = the recommended residual insulin infusion at time t for accommodating non-meal disturbances (produced by the Compensation Control to Target Module (Control Module 2))

[0106] The outputs of the Safety Supervisor (all generated by the Safety Supervisor) are

[0107] $u_{m,actual}(t)$ = insulin allowed at time t by the Safety Supervisor as a part of the response to meals

[0108] $u_{r,actual}(t)$ = insulin allowed at time t by the Safety Supervisor as a part of the response to non-meal disturbances

[0109] $J(t+1)$ = total insulin infusion allowed by the Safety Supervisor at time t

The computation of $J(t+1)$ and the decomposition of $J(t+1)$ into actual meal and residual components is specific to the embodiment of the modular architecture. It is a requirement, however, that all of approved insulin must be accounted for as reference, meal, and residual insulin:

$$J(t+1) = u_{ref}(t) + u_{m,actual}(t) + u_{r,actual}(t) \quad (14)$$

In one embodiment of the modular architecture, the computation of $J(t+1)$ would be based on the prediction of future metabolic states $\hat{x}(t+\tau)$, given the current estimate $\hat{x}(t)$ of the metabolic state vector, the exercise data process $EX(t)$, and the suggested insulin amounts $u_{ref}(t)$, $u_m(t)$, and $u_r(t)$ held fixed at their current values:

$$\hat{x}(t+\tau) = \Phi_x(\hat{x}(t), EX(t), u_{ref}(t), u_m(t), u_r(t)). \quad (15)$$

[0110] The predicted future metabolic states $\hat{x}(t+\tau)$ would be factored into an assessment of the risk of hypoglycemia $\hat{R}(t+\tau)$ using the risk symmetrization procedure of [36,43]. In this embodiment, the total insulin control signal would be computed from the suggested values as

$$J(t+1) = \frac{u_{ref}(t) + u_m(t) + u_r(t)}{1 + k \cdot \hat{R}(t + \tau | t)} \quad (16)$$

where k is an aggressiveness factor for the attenuating function of the module, which would be determined from patient characteristics, such as body weight, total daily insulin, carb ratio, etc. The difference between $J(t)$ and $u_{ref}(t) + u_m(t) + u_r(t)$ would be attributed to $u_{m,actual}(t) + u_{r,actual}(t)$ according to a proportionality constant, α in $[0,1]$, as follows:

$$u_{m,actual}(t) = \alpha \cdot (J(t+1) - u_{ref}(t)) \quad (17)$$

$$u_{r,actual}(t) = (1 - \alpha) \cdot (J(t+1) - u_{ref}(t)) \quad (18)$$

[0111] Note that if the risk $\hat{R}(t+\tau)$ of hypoglycemia is zero (which would be the case when predicted BG is greater than 112.5 mg/dl), then $J(t+1) = u_{ref}(t) + u_m(t) + u_r(t)$, $u_{m,actual}(t) = u_m(t)$, and $u_{r,actual}(t) = u_r(t)$.

[0112] An analogous computation could be used to compute a total approved insulin $J(t)$ to mitigate hyperglycemia, attributing the difference to $u_{m,actual}(t)$ and $u_{r,actual}(t)$.

[0113] Turning to FIG. 5, FIG. 5 is a functional block diagram for a computer system 500 for implementation of an exemplary embodiment or portion of an embodiment of present invention. For example, a method or system of an embodiment of the present invention may be implemented using hardware, software or a combination thereof and may be implemented in one or more computer systems or other processing systems, such as personal digit assistants (PDAs) equipped with adequate memory and processing capabilities. In an example embodiment, the invention was implemented in software running on a general purpose computer 500 as illustrated in FIG. 5. The computer system 500 may include one or more processors, such as processor 504. The Processor 504 is connected to a communication infrastructure 506 (e.g., a communications bus, cross-over bar, or network). The computer system 500 may include a display interface 502 that forwards graphics, text, and/or other data from the communication infrastructure 506 (or from a frame buffer not shown) for display on the display unit 530. Display unit 530 may be digital and/or analog.

[0114] The computer system 500 may also include a main memory 508, preferably random access memory (RAM), and may also include a secondary memory 510. The secondary memory 510 may include, for example, a hard disk drive 512 and/or a removable storage drive 514, representing a floppy disk drive, a magnetic tape drive, an optical disk drive, a flash memory, etc. The removable storage drive 514 reads from and/or writes to a removable storage unit 518 in a well known manner. Removable storage unit 518, represents a floppy disk, magnetic tape, optical disk, etc. which is read by and written to by removable storage drive 514. As will be appreciated, the removable storage unit 518 includes a computer usable storage medium having stored therein computer software and/or data.

[0115] In alternative embodiments, secondary memory 510 may include other means for allowing computer programs or other instructions to be loaded into computer system 500. Such means may include, for example, a removable storage unit 522 and an interface 520. Examples of such removable storage units/interfaces include a program cartridge and cartridge interface (such as that found in video game devices), a removable memory chip (such as a ROM, PROM, EPROM or EEPROM) and associated socket, and other removable storage units 522 and interfaces 520 which allow software and data to be transferred from the removable storage unit 522 to computer system 500.

[0116] The computer system 500 may also include a communications interface 524. Communications interface 524 allows software and data to be transferred between computer system 500 and external devices. Examples of communications interface 524 may include a modem, a network interface (such as an Ethernet card), a communications port (e.g., serial or parallel, etc.), a PCMCIA slot and card, a modem, etc. Software and data transferred via communications interface 524 are in the form of signals 528 which may be electronic, electromagnetic, optical or other signals capable of being received by communications interface 524. Signals 528 are provided to communications interface 524 via a communications path (i.e., channel) 526. Channel 526 (or any other communication means or channel disclosed herein) carries signals 528 and may be implemented using wire or cable, fiber optics, blue tooth, a phone line, a cellular phone link, an RF link, an infrared link, wireless link or connection and other communications channels.

[0117] In this document, the terms "computer program medium" and "computer usable medium" are used to generally refer to media or medium such as various software, firmware, disks, drives, removable storage drive 514, a hard disk installed in hard disk drive 512, and signals 528. These computer program products ("computer program medium" and "computer usable medium") are means for providing software to computer system 500. The computer program product may comprise a computer useable medium having computer program logic thereon. The invention includes such computer program products. The "computer program product" and "computer useable medium" may be any computer readable medium having computer logic thereon.

[0118] Computer programs (also called computer control logic or computer program logic) are may be stored in main memory 508 and/or secondary memory 510. Computer programs may also be received via communications interface 524. Such computer programs, when executed, enable computer system 500 to perform the features of the present invention as discussed herein. In particular, the computer programs, when executed, enable processor 504 to perform the functions of the present invention. Accordingly, such computer programs represent controllers of computer system 500.

[0119] In an embodiment where the invention is implemented using software, the software may be stored in a computer program product and loaded into computer system 500 using removable storage drive 514, hard drive 512 or communications interface 524. The control logic (software or computer program logic), when executed by the processor 504, causes the processor 504 to perform the functions of the invention as described herein.

[0120] In another embodiment, the invention is implemented primarily in hardware using, for example, hardware components such as application specific integrated circuits (ASICs). Implementation of the hardware state machine to perform the functions described herein will be apparent to persons skilled in the relevant art(s).

[0121] In yet another embodiment, the invention is implemented using a combination of both hardware and software.

[0122] In an example software embodiment of the invention, the methods described above may be implemented in SPSS control language or C++ programming language, but could be implemented in other various programs, computer simulation and computer-aided design, computer simulation environment, MATLAB, or any other software platform or program, windows interface or operating system (or other operating system) or other programs known or available to those skilled in the art.

[0123] An embodiment of the present invention provides for, but not limited thereto, the development of an open-loop advisory system assisting patients with diabetes in the control of their blood glucose level, or a closed-loop control system (known as artificial pancreas) controlling automatically blood glucose. Accordingly, an aspect may provide, but not limited thereto, a complex project involving the development and the implementation of multiple mathematical algorithms, methods and engineering solutions.

[0124] Some aspects of an embodiment of the present invention diabetes control system, method and computer program product provides, but not limited thereto, the following: open-loop or closed-loop control must adapt to individual physiologic characteristics and to fast changing environmental factors; and keys to this adaptation are biosystem (patient) observation and modular control. Consequently, an aspect of

an embodiment of the present invention diabetes control system, method and computer program product establishes the foundation for a modular system comprised of algorithmic observers of patients' behavior and metabolic state, and control modules responsible for insulin delivery and hypoglycemia prevention.

[0125] A component of such a modular system is the System Coordinator, which integrates the action of observers, control, and safety modules in order to:

[0126] In open-loop advisory mode, advise the patient about changes in basal rate, need for insulin boluses, or need to discontinue insulin delivery and take a preventive action due to increased risk for hypoglycemia.

[0127] In closed-loop control mode, command directly the insulin pump and issue warning for impending hypoglycemia to the patient if insulin pump shut-off would be insufficient to eliminate that risk.

[0128] Moreover, an embodiment of the present invention includes a modular approach enabled by a System Coordinator that will permit incremental testing and deployment of system features—observers and control modules—which will structure and facilitate system development.

[0129] Existing open- and closed-loop control algorithms do not include modular architecture—typically a single control module is implemented and charged with the function of delivering insulin regardless of the causes of glucose fluctuation. A modular approach enabled by a System Coordinator of an embodiment of the present invention allows the distribution of control and safety functions among specialized control modules that are then integrated by the System Coordinator.

[0130] A modular architecture of open-loop advisory system or closed-loop control system and method has many advantages, including but not limited to: the possibility of incremental development, testing, and deployment of control modules, and the possibility of using existing modules for incorporation in the system. Centralizing the system integration and coordination functions into a System Coordinator alleviates the separate control modules from the need of working in regimes that are unsuitable for their design. For example, a deterministic MPC is poorly suited to account for the stochastic nature of carbohydrate intake during meals, while a stochastic impulse control is poorly suited for maintaining a steady basal rate. Employing a System Coordinator permits different types of specialized algorithms to function together, each within the realm of its optimal performance.

[0131] The Modular Architecture and the System Coordinator included in an embodiment of the invention is suitable for implementation in open-loop advisory systems or closed-loop control systems for diabetes. These systems would typically use a continuous glucose monitor and an insulin pump, linked by the System Coordinator to optimize glucose control in diabetes. Other sources of information (e.g. heart rate monitoring that enables the recognition of exercise) can be included in the system as well, as long as interface with the System Coordinator is established.

[0132] It should be appreciated that as discussed herein, a subject may be a human or applicable in principle to animals. It should be appreciated that an animal may be a variety of any applicable type, including, but not limited thereto, mammal, veterinarian animal, livestock animal or pet type animal, etc. As an example, the animal may be a laboratory animal specifically selected to have certain characteristics similar to

human (e.g. rat, dog, pig, monkey), etc. It should be appreciated that the subject may be any applicable human patient, for example.

EXAMPLES

[0133] Practice of an aspect of an embodiment (or embodiments) of the invention will be still more fully understood from the following examples, which are presented herein for illustration only and should not be construed as limiting the invention in any way.

[0134] An aspect of an embodiment of the present invention provides a structure, system, or method for a diabetes control system. An embodiment of the structure or related method may comprise: modules for processing and storing data; conduits (or the like) between modules; and signals produced in the event that certain modules are not inserted within the structure. The structure may comprise different implementations of modules that can be inserted and/or interchanged. The modules for processing and storing data may be configured to include one or more of the following: one or more data acquisition modules; one or more observer modules; one or more routing modules; one or more control modules; and one or more safety modules. The structure may further comprise an insulin injector for injecting insulin based on the output of the one or more safety modules. One or more of the data acquisition modules may receive one or more of the following types of information: continuous glucose monitoring data; insulin pump data; exercise data; and meal data. The exercise data may include heart rate information, motion sensor information, and other indicators of physical activity. The meal data may include acknowledgements of meals as they arrive.

[0135] The one or more data acquisition modules may be configured to output one or more of the following types of information: a single, processed glucose sample at a specific time, or a history of glucose samples up to a specific time, or a statistic computed from glucose samples up to a specific time; a most recent actual insulin pump command, or a history of recent insulin pump commands up to a specific time, or a statistic computed from recent commands; exercise process data at the specific time; and meal data at the specific time. The one or more observer modules may be configured to receive one or more of the following types of information: a single, processed glucose sample at a specific time, or a history of glucose samples up to a specific time, or a statistic computed from glucose samples up to a specific time; a most recent actual insulin pump command, or a history of recent insulin pump commands up to a specific time, or a statistic computed from recent commands; exercise process data at the specific time; and meal data at the specific time. The one or more observer modules may be configured to process one or more of the following: metabolic measurements; metabolic disturbances; and metabolic treatments.

[0136] The metabolic measurements may include one or more of the following: continuous glucose measurements; and insulin measurements. The metabolic disturbances may include one or more of the following: meals; and exercise. The metabolic treatments may include one or more of the following: insulin injections; other pharmaceuticals (hormones) associated with the management of diabetes; treatments for hypoglycemia; and glucagon injections. The other pharmaceuticals may include hormones. The treatments for hypoglycemia may include administering rescue carbohydrates and/or glucagon injections.

[0137] The one or more observer modules may be configured to construct and update an internal representation or estimate of a metabolic state of an individual. The one or more observer modules may be configured to transmit metabolic state information to the one or more control modules. The one or more observer modules may be configured to keep an internal representation of a behavioral pattern of an individual. The one or more observer modules may be configured to assess risks of undesirable events. The one or more observer modules may include a short term observer module. The short term observer module may contain information relating to: metabolic state; meal excursion; and/or metabolic state and meal excursion. The short term observer module observes X times per hour, where X is $0 < X < 7200$. It should be appreciated that the frequency may be greater or less as desired or required. The short term observer module may be configured to output one of the following: a vector of estimates of key metabolic states of an individual; a single, processed glucose sample at a specific time, or a history of glucose samples up to a specific time, or a statistic computed from glucose samples up to a specific time; or both the vector of estimates of key metabolic states and the sample or history of processed glucose samples. The vector of estimates may include plasma glucose and plasma insulin.

[0138] The one or more observer modules may include a long term observer module. The long term observer module may contain information relating to behavioral profiles. The behavioral profiles may be daily behavioral profiles, but may vary as desired or required. The long term observer module may assess behavioral profiles X times per month, where X is $0 < X < 60$. It should be appreciated that the frequency may be greater or less as desired or required. The long term observer module may be configured to output one or more of the following types of information: a daily profile of an individual's meal behavior as a function of the time of day; a daily profile of the individual's exercise behavior as a function of the time of day; and a daily profile of the individual's utilization of insulin as a function of the time of day. The daily profile of the individual's meal behavior as a function of the time of day may include probabilities of eating at various times throughout the day and/or probabilities of taking various meals defined by carbohydrate, protein, and fat content. The daily profile of the individual's exercise behavior as a function of the time of day may include probabilities of various levels of physical activity throughout the day. The daily profile of the individual's utilization of insulin as a function of the time of day may include a trend analysis for meal and correction boluses and/or a trend analysis for basal rate profiles. The daily profile of an individual's meal behavior may define a probabilistic description of the individual's eating behavior within given meal regimes throughout a day. The behavioral data may be used to define a patient's breakfast regime and then assessing the probability of taking breakfast at any specific point of time within that regime.

[0139] The one or more routing modules may include a system coordinator. The system coordinator may be configured to coordinate the distribution of input signals to control one or more modules and allocate different segments of diabetes management to different control modules. The system coordinator may be configured to receive one or more of the following types of information: a single, processed glucose sample at a specific time, or a history of glucose samples up to a specific time, or a statistic computed from glucose samples up to a specific time; a most recent actual insulin pump

command, or a history of recent insulin pump commands up to a specific time, or a statistic computed from recent commands; exercise process data at the specific time; meal data at the specific time; a vector of estimates of key metabolic states of an individual; a daily profile of an individual's meal behavior as a function of the time of day; a daily profile of the individual's exercise behavior as a function of the time of day; a daily profile of the individual's utilization of insulin as a function of the time of day; insulin allowed at the specific time by the one or more safety modules as part of a response to meals; insulin allowed at the specific time by the one or more safety modules as part of a response to non-meal disturbances; and estimated glucose excursion due to meals. The system coordinator may be configured to output one or more of the following types of information: a most recent actual insulin pump command; exercise process data at the specific time; meal data at the specific time; a vector of estimates of key metabolic states of an individual; a daily profile of an individual's meal behavior as a function of the time of day; a daily profile of the individual's exercise behavior as a function of the time of day; a daily profile of the individual's utilization of insulin as a function of the time of day; insulin allowed at the specific time by the one or more safety modules as part of a response to meals; insulin allowed at the specific time by the one or more safety modules as part of a response to non-meal disturbances; estimated glucose excursion due to meals; and an estimate of blood glucose concentration offset by the estimated contribution of meals.

[0140] The one or more control modules may be configured to perform: daily profile control; compensation control to target; and/or meal control. The daily profile control may include determining a basal rate baseline setting throughout the day, or some other period as desired or required. The compensation control to target may include small adjustments to the basal rate baseline to correct hyperglycemia and reduce the likelihood of hypoglycemia. The meal control may include a schedule of meal insulin following acknowledgement of a particular meal.

[0141] The one or more control modules may be configured to include: a first control module to calculate and suggest a basal insulin delivery; a second control module to calculate and suggest compensation of the basal delivery in case of non-meal-related deviations; and a third control module to calculate and suggest meal insulin boluses. The first control module may be configured to receive one or more of the following types of information: a vector of estimates of key metabolic states of an individual; a daily profile of an individual's meal behavior as a function of the time of day; a daily profile of the individual's exercise behavior as a function of the time of day; and a daily profile of the individual's utilization of insulin as a function of the time of day. The first control module may be configured to output a reference insulin infused at a specific time. The second control module may be configured to receive one or more of the following types of information: an estimate of blood glucose concentration offset by the estimated contribution of meals; insulin allowed at the specific time by the one or more safety modules as part of a response to non-meal disturbances; exercise process data at the specific time; a daily profile of the individual's exercise behavior as a function of the time of day; and a daily profile of the individual's utilization of insulin as a function of the time of day. The second control module may be configured to output a recommended residual insulin infusion at a specific time to compensate for non-meal-related disturbances. The

third control module may be configured to receive one or more of the following types of information: meal data at the specific time; insulin allowed at the specific time by the one or more safety modules as part of a response to meals; and a daily profile of an individual's meal behavior as a function of the time of day. The third control module may be configured to output one or more of the following types of information: a recommended insulin infusion at a specific time for accommodating meals; and estimated glucose excursion due to meals. The second control module may compensate for a basal delivery up or down. The third control module may be configured to further calculate and suggests pre-meal priming boluses. Moreover, the first control module may operate approximately daily. It should be appreciated that the frequency may be greater or less as desired or required. The second control modules may operate approximately every fifteen to thirty minutes. It should be appreciated that the frequency may be greater or less as desired or required. The third control module may operate approximately every several hours. It should be appreciated that the frequency may be greater or less as desired or required.

[0142] The one or more safety modules may be configured to include a system supervision module. The system supervision module may be configured to receive one or more of the following types of information: exercise process data at the specific time; meal data at the specific time; a vector of estimates of key metabolic states of an individual; reference insulin infused at a specific time; a recommended insulin infusion at a specific time for accommodating meals; and a recommended residual insulin infusion at a specific time to compensate for non-meal-related disturbances. The system supervision module may be configured to output one or more of the following types of information: insulin allowed at a specific time by the one or more safety modules as part of a response to meals; insulin allowed at the specific time by the one or more safety modules as part of a response to non-meal disturbances; and total insulin infusion allowed by the safety supervision module at the specific time. The safety supervision module may be configured to: receive information from the one or more observer modules and one or more control modules; determine whether there is an increased risk of hypoglycemia or hyperglycemia; if it is determined that there is an increased risk of hypoglycemia, automatically reduce or discontinue a suggested infusion; and if it is determined that there is an increased risk of hyperglycemia, automatically notify the user of the risk. The increased risk of hypoglycemia may be defined as an increased risk of upcoming hypoglycemia or an increased risk of prolonged hypoglycemia. The suggested infusion may be an insulin infusion or a glucagon infusion. The safety supervision module may further comprise a display device for displaying real-time information to an individual. The individual may be a subject or a doctor, or other user as desired or required. The real-time information may include one or more of the following: a warning of hypoglycemia; a warning of hyperglycemia; a suggestion to reduce insulin delivery; and a suggestion to reject or reduce pre-meal or correction boluses.

[0143] Unless defined otherwise, all technical terms used herein have the same meanings as commonly understood by one of ordinary skill in the art of treating diabetes. Specific methods, devices, and materials are described in this application, but any methods and materials similar or equivalent to those described herein can be used in the practice of the present invention. While embodiments of the invention have

been described in some detail and by way of exemplary illustrations, such illustration is for purposes of clarity of understanding only, and is not intended to be limiting. Various terms have been used in the description to convey an understanding of the invention; it will be understood that the meaning of these various terms extends to common linguistic or grammatical variations or forms thereof. It will also be understood that when terminology referring to devices, equipment, or drugs has used trade names, brand names, or common names, that these names are provided as contemporary examples, and the invention is not limited by such literal scope. Terminology that is introduced at a later date that may be reasonably understood as a derivative of a contemporary term or designating of a subset of objects embraced by a contemporary term will be understood as having been described by the now contemporary terminology. Further, while some theoretical considerations have been advanced in furtherance of providing an understanding, for example, of the quantitative interrelationships among carbohydrate consumption, glucose levels, and insulin levels, the claims to the invention are not bound by such theory. Moreover, any one or more features of any embodiment of the invention can be combined with any one or more other features of any other embodiment of the invention, without departing from the scope of the invention. Still further, it should be understood that the invention is not limited to the embodiments that have been set forth for purposes of exemplification, but is to be defined only by a fair reading of claims that are appended to the patent application, including the full range of equivalency to which each element thereof is entitled.

[0144] Unless clearly specified to the contrary, there is no requirement for any particular described or illustrated activity or element, any particular sequence or such activities, any particular size, speed, material, duration, contour, dimension or frequency, or any particularly interrelationship of such elements. Moreover, any activity can be repeated, any activity can be performed by multiple entities, and/or any element can be duplicated. Further, any activity or element can be excluded, the sequence of activities can vary, and/or the interrelationship of elements can vary. It should be appreciated that aspects of the present invention may have a variety of sizes, contours, shapes, compositions and materials as desired or required.

[0145] In summary, while the present invention has been described with respect to specific embodiments, many modifications, variations, alterations, substitutions, and equivalents will be apparent to those skilled in the art. The present invention is not to be limited in scope by the specific embodiment described herein. Indeed, various modifications of the present invention, in addition to those described herein, will be apparent to those of skill in the art from the foregoing description and accompanying drawings. Accordingly, the invention is to be considered as limited only by the spirit and scope of the following claims, including all modifications and equivalents.

[0146] Still other embodiments will become readily apparent to those skilled in this art from reading the above-recited detailed description and drawings of certain exemplary embodiments. It should be understood that numerous variations, modifications, and additional embodiments are possible, and accordingly, all such variations, modifications, and embodiments are to be regarded as being within the spirit and scope of this application. For example, regardless of the content of any portion (e.g., title, field, background, summary,

abstract, drawing figure, etc.) of this application, unless clearly specified to the contrary, there is no requirement for the inclusion in any claim herein or of any application claiming priority hereto of any particular described or illustrated activity or element, any particular sequence of such activities, or any particular interrelationship of such elements. Moreover, any activity can be repeated, any activity can be performed by multiple entities, and/or any element can be duplicated. Further, any activity or element can be excluded, the sequence of activities can vary, and/or the interrelationship of elements can vary. Unless clearly specified to the contrary, there is no requirement for any particular described or illustrated activity or element, any particular sequence or such activities, any particular size, speed, material, dimension or frequency, or any particularly interrelationship of such elements. Accordingly, the descriptions and drawings are to be regarded as illustrative in nature, and not as restrictive. Moreover, when any number or range is described herein, unless clearly stated otherwise, that number or range is approximate. When any range is described herein, unless clearly stated otherwise, that range includes all values therein and all sub ranges therein. Any information in any material (e.g., a United States/foreign patent, United States/foreign patent application, book, article, etc.) that has been incorporated by reference herein, is only incorporated by reference to the extent that no conflict exists between such information and the other statements and drawings set forth herein. In the event of such conflict, including a conflict that would render invalid any claim herein or seeking priority hereto, then any such conflicting information in such incorporated by reference material is specifically not incorporated by reference herein.

RECITED PUBLICATIONS

- [0147] The following patents, applications and publications as listed below and throughout this document are hereby incorporated by reference in their entirety herein.
- [0148] 1. Bellazzi R, Nucci G, Cobelli C: The subcutaneous route to insulin-dependent diabetes therapy: closed-loop and partially closed-loop control strategies for insulin delivery and measuring glucose concentration. *IEEE Eng Med Biol* 20: 54-64, 2001.
- [0149] 2. Bergman R N, Ider Y Z, Bowden C R, Cobelli C. Quantitative estimation of insulin sensitivity. *Am J Physiol*. 236:E667-E677, 1979.
- [0150] 3. Breton M, Kovatchev B P. Analysis, modeling, and simulation of the accuracy of continuous glucose sensors. *J Diabetes Sci Technol* 2: 853-862, 2008.
- [0151] 4. Breton M D, Kovatchev B P, Facchinetti A, Patek S D, Cobelli C. Adaptive Algorithm Predicting Hypoglycemia in Continuous Glucose Monitoring (CGM) Data. *Proc. 7th Diabetes Technology Meeting*, San Francisco, Calif., 2007.
- [0152] 5. Breton M D, Shields D P, and Kovatchev B P (2008). Optimum Subcutaneous Glucose Sampling and Fourier Analysis of Continuous Glucose Monitors. *J Diabetes Sci Technol*, 2: 495-500.
- [0153] 6. Buckingham B, Corby E, Clinton P, et al. Preventing Hypoglycemia Using Predictive Alarm Algorithms and Insulin Pump Suspension, *Diabetes Technol Ther*, 11:93-97, 2009.
- [0154] 7. Chan A, Breton M D and Kovatchev B P. Effects of pulsatile subcutaneous injections of insulin lispro on plasma insulin concentration levels. *J Diabetes Sci Technol*, 2: 844-852, 2008
- [0155] 8. Clarke W L and Kovatchev B P. The Artificial Pancreas: How Close We Are to Closing the Loop? *Ped Endocrinol Rev*, 4: 314-316, 2007
- [0156] 9. Clarke W L and Kovatchev B P. Statistical Tools to Analyze Continuous Glucose Monitoring Data, *Diabetes Technol Ther* (in press—Appendix 3).
- [0157] 10. Clemens A H, Chang P H, Myers R W. The development of Biostator, a glucose-controlled insulin infusion system. *Horm Metab Res Supplement*, 7: 23-33, 1977.
- [0158] 11. Cobelli C and Kovatchev B P. Clinical trial of model-predictive control powered by in silico studies. *Proc. 2nd Advanced Technology & Treatment for Diabetes*, Athens, Greece, 2009.
- [0159] 12. Cobelli C, Ruggeri A: Evaluation of portal/peripheral route and of algorithms for insulin delivery in the closed-loop control of glucose in diabetes. A modeling study. *IEEE Trans Biomed Eng* 30: 93-103, 1983.
- [0160] 13. Cryer P E. Hypoglycaemia: The limiting factor in the glycaemic management of type I and type II diabetes. *Diabetologia* 45: 937-948, 2002.
- [0161] 14. Dalla Man C, Breton M D, Cobelli C. Physical Activity into the Meal Glucose-Insulin Model of Type 1 Diabetes: In Silico Studies. *J Diabetes Sci Technol*, 3:56-67, 2009.
- [0162] 15. Dalla Man C, Raimondo D M, Rizza R A, and Cobelli C (2007). GIM, Simulation Software of Meal Glucose-Insulin Model. *J Diabetes Science and Technology*, 1: 323-330.
- [0163] 16. Dalla Man C, Rizza R A, and Cobelli C (2007). Meal simulation model of the glucose-insulin system. *IEEE Trans Biomed Eng*, 54:1740-1749.
- [0164] 17. Dassau E, Palerm C C, Zisser H, Buckingham B A, Jovanović L and F J Doyle III. In silico benchmark platform for artificial pancreatic b-cell development—a dynamic simulator for closed-loop control with hardware-in-the-loop. *Diabetes Technol Ther* 11, 2009
- [0165] 18. Dassau E, Zisser H, Palerm C C, Buckingham B A, Jovanović L, Doye III F J. Modular Artificial β -Cell System: A Prototype for Clinical Research *J Diabetes Sci Technol*. 2008; 2:863-872.
- [0166] 19. Dassau E., Cameron F., Lee H., Bequette B. W., Doyle III F. J., Günter N., Chase H. P. and Buckingham B. A. (2008). “Real-time Hypoglycemia Prediction Using Continuous Glucose Monitoring (CGM), A Safety Net to the Artificial Pancreas”. *Diabetes* 57 (Supl 1): A13. *Proc of the 68th American Diabetes Association Meeting*, San Francisco Calif., USA.
- [0167] 20. Dua P, Doyle F J 3rd, Pistikopoulos E N. “Model-Based Blood Glucose Control for Type 1 Diabetes via Parametric Programming.” *IEEE Trans Biomed Eng*. 53:1478-1491, 2006.
- [0168] 21. Hovorka R, Canonico V, Chassin L J, et al. Nonlinear model predictive control of glucose concentration in subjects with type 1 diabetes. *Physiol Meas* 25:905-920, 2004.
- [0169] 22. Hovorka R. The future of continuous glucose monitoring: closed loop. *Curr Diabetes Rev* 4: 269-79, 2008

- [0170] 23. Hovorka R: Continuous glucose monitoring and closed-loop systems. *Diabet Med* 23:1-12, 2006.
- [0171] 24. King C R, Anderson S M, Breton M D, Clarke W L, Kovatchev B P: Modeling of calibration effectiveness and blood-to-interstitial glucose dynamics as potential confounders of the accuracy of continuous glucose sensors during hyperinsulinemic clamp. *J Diabetes Sci Technol*, 2007, 1:317-322.
- [0172] 25. Klonoff D C: The Artificial Pancreas: How Sweet Engineering Will Solve Bitter Problems. *J Diabetes Sci Technol*, 1: 72-81, 2007.
- [0173] 26. Kovatchev B P and Clarke W L. Peculiarities of the Continuous Glucose Monitoring Data Stream and Their Impact on Developing Closed-Loop Control Technology. *J Diabetes Sci Technol*, 2:158-163, 2008.
- [0174] 27. Kovatchev B P et al. Personalized subcutaneous model—predictive closed—loop control of T1DM: Pilot studies in the USA and Italy. *Proc 69th ADA Scientific Session*, 228-OR (in press—Appendix 2).
- [0175] 28. Kovatchev B P et al. Study of Closed-Loop Glucose Control in Type 1 Diabetes. Food and Drug Administration Investigational Device Exemption G080048, 2008.
- [0176] 29. Kovatchev B P, Anderson S M, Heinemann L, Clarke W L. Comparison of the numerical and clinical accuracy of four continuous glucose monitors. *Diabetes Care*, 31: 1160-1164, 2008
- [0177] 30. Kovatchev B P, Anderson S M, Otto E. Field Glucose Variability Index is Related to Laboratory Measures of Insulin Sensitivity and Hypoglycemia Counterregulation. *Diabetologia*, 49, Supplement 1: A855, 2005.
- [0178] 31. Kovatchev B P, Breton M D, Dalla Man C, Cobelli C. In Silico Preclinical Trials: A Proof of Concept in Closed-Loop Control of Type 1 Diabetes. *J Diabetes Sci Technol* 3: 44-55, 2009.
- [0179] 32. Kovatchev B P, Breton M D, Dalla Man C, Cobelli C. In Silico model and computer simulation environment approximating the human glucose/insulin utilization. Food and Drug Administration Master File MAF 1521, 2008.
- [0180] 33. Kovatchev B P, Breton M D, Dalla Man C, Cobelli C. In Silico Preclinical Trials: A Proof of Concept in Closed-Loop Control of Type 1 Diabetes. *J Diabetes Sci Technol*, 2009, 3:44-55.
- [0181] 34. Kovatchev B P, Clarke W L, Breton M, Brayman K, McCall A. Quantifying Temporal Glucose Variability in Diabetes via Continuous Glucose Monitoring: Mathematical Methods and Clinical Application. *Diabetes Tech Ther*, 7: 849-862, 2005.
- [0182] 35. Kovatchev B P, Cox D J, Farhy L S, Straume M, Gonder-Frederick L A, Clarke, W L. Episodes of Severe Hypoglycemia in Type 1 Diabetes are Preceded, and Followed, within 48 Hours by Measurable Disturbances in Blood Glucose. *J of Clinical Endocrinology and Metabolism*, 85: 4287-4292, 2000.
- [0183] 36. Kovatchev B P, Cox D J, Gonder-Frederick L A and W L Clarke. Symmetrization of the blood glucose measurement scale and its applications. *Diabetes Care* 20: 1655-1658, 1997
- [0184] 37. Kovatchev B P, Cox D J, Gonder-Frederick L A Young-Hyman D, Schlundt D, Clarke W L. Assessment of risk for severe hypoglycemia among adults with IDDM: Validation of the Low Blood Glucose Index. *Diabetes Care* 21: 1870-1875, 1998.
- [0185] 38. Kovatchev B P, Cox D J, Kumar A, Gonder-Frederick L A and W L Clarke. Algorithmic Evaluation of Metabolic Control and Risk of Severe Hypoglycemia in Type 1 and Type 2 Diabetes Using Self-Monitoring Blood Glucose (SMBG) Data. *Diabetes Technol Ther*, 5: 817-828, 2003
- [0186] 39. Kovatchev B P, Cox D J, Straume M, Farhy L S. Association of Self-monitoring Blood Glucose Profiles with Glycosylated Hemoglobin (2000). In: *Methods in Enzymology*, vol. 321: *Numerical Computer Methods, Part C*: 410-417 M. Johnson & L. Brand, Eds., Academic Press, NY.
- [0187] 40. Kovatchev B P, Gonder-Frederick L A, Cox D J, Clarke W L: Evaluating the accuracy of continuous glucose monitoring sensors: Continuous Glucose Error-Grid Analysis (CG-EGA) illustrated by Therasense Freestyle Navigator™ data. *Diabetes Care* 27:1922-1928, 2004.
- [0188] 41. Kovatchev B P, Hovorka R, Weinzimer S for the JDRF Artificial Pancreas Consortium. Outcome measures: Judging the effectiveness of closed-loop control. JDRF AP Consortium Position Paper.
- [0189] 42. Kovatchev B P, Otto E, Cox D J, Gonder-Frederick L A, Clarke W L. Evaluation of a New Measure of Blood Glucose Variability in Diabetes. *Diabetes Care*, 29: 2433-2438, 2006.
- [0190] 43. Kovatchev B P, Straume M, Cox D J, Farhy L S. Risk analysis of blood glucose data: A quantitative approach to optimizing the control of insulin dependent diabetes. *J of Theoretical Medicine*, 3:1-10, 2001.
- [0191] 44. Magni L, Raimondo F, Bossi L, Dalla Man C, De Nicolao G, Kovatchev B P, Cobelli C. Model Predictive Control of Type 1 Diabetes: An In Silico Trial *J Diabetes Sci Technol*, 1: 804-812, 2007
- [0192] 45. Magni L, Raimondo F, Dalla Man C, Breton M D, Patek S, De Nicolao G, Cobelli C, and Kovatchev B P. Evaluating the Efficacy of Closed-Loop Glucose Regulation via Control-Variability Grid Analysis. *J Diabetes Sci Technol*, 2: 630-635, 2008
- [0193] 46. McCall A, Cox D J, Crean J, Gloster M, and Kovatchev B P. A Novel Analytical Method for Assessing Glucose Variability: Using CGMS in Type 1 Diabetes Mellitus. *Diabetes Technology and Therapeutics*, 8: 644-653, 2006.
- [0194] 47. Nucci G., Cobelli C. Models of subcutaneous insulin kinetics. A critical review. *Comput Methods Programs Biomed.*, 62:249-57 Review, 2000.
- [0195] 48. Owens C, Zisser H, Jovanovic L, Srinivasan B, Bonvin D, Doyle F J 3rd. Run-to-run control of blood glucose concentrations for people with Type 1 diabetes mellitus. *IEEE Trans Biomed Eng.* 53:996-1005, 2006
- [0196] 49. Palerm C C, Zisser H, Bevier W C, Jovanovic L, Doyle F J 3rd. Prandial insulin dosing using run-to-run control: application of clinical data and medical expertise to define a suitable performance metric. *Diabetes Care*. 30:1131-1136, 2007
- [0197] 50. Parker R S, Doyle F J 3rd, Peppas N A. A model-based algorithm for blood glucose control in Type I diabetic patients. *IEEE Trans Biomed Eng.* 48:148-157, 1999.
- [0198] 51. Patek S D, Breton M D, Chen Y, Solomon C, and Kovatchev B P. LQG-Based Closed-Loop Control of Type 1 Diabetes. *J Diabetes Sci Technol*, 1: 834-841, 2007.
- [0199] 52. Patek S D, Breton M D, Cobelli C, Dalla Man C, and Kovatchev B P. Adaptive Meal Detection Algorithm

- Enabling Closed-Loop Control in Type 1 Diabetes. Proc. 7th Diabetes Technology Meeting, San Francisco, Calif., 2007.
- [0200] 53. Patek S D, Breton M D, Hughes C, and Kovatchev B P. Control of Hypoglycemia via Estimation of Active Insulin, Glucose Forecasts, and Risk-Based Insulin Reduction. Proc. 2nd Advanced Technology & Treatment for Diabetes, Athens, Greece, 2009.
- [0201] 54. Pilonetto G, Caumo A, Sparacino G, Cobelli C. A new dynamic index of insulin sensitivity. *IEEE Transactions on Biomedical Engineering*, 53: 369-79, 2006.
- [0202] 55. Sorensen J T: A Physiologic Model of Glucose Metabolism in Man and its Use to Design and Assess Improved Insulin Therapies for Diabetes, Ph.D. dissertation, Dept Chemical Engineering, MIT, 1985.
- [0203] 56. Sparacino G, Zanderigo F, Corazza G, Maran A, Facchinetti A, Cobelli C. Glucose concentration can be predicted ahead in time from continuous glucose monitoring sensor time-series. *IEEE Trans. Biomed Eng*, 54:931-937, 2007
- [0204] 57. Steil G M, Rebrin K, Darwin C, Hariri F, Saad M F. Feasibility of automating insulin delivery for the treatment of type 1 diabetes. *Diabetes* 55: 3344-3350, 2006.
- [0205] 58. The Diabetes Control and Complications Trial Research Group. The effect of intensive treatment of diabetes on the development and progression of long-term complications of insulin-dependent diabetes mellitus. *N Engl J Med* 329: 978-986, 1993.
- [0206] 59. UK Prospective Diabetes Study Group (UK-PDS). Intensive blood-glucose control with sulphonylureas or insulin compared with conventional treatment and risk of complications in patients with type 2 diabetes. *Lancet* 352: 837-853, 1998.
- [0207] 60. Weinzimer S A, Steil G M, Swan K L, Dziura J, Kurtz N, Tamborlane W V: Fully automated closed-loop insulin delivery versus semi-automated hybrid control in pediatric patients with type 1 diabetes using an artificial pancreas. *Diabetes Care* 31:934-939, 2008.
- [0208] 61. Zanderigo F, Sparacino G, Kovatchev B, Cobelli C. Glucose Prediction Algorithms from continuous monitoring: Assessment of accuracy via Continuous Glucose-Error Grid Analysis. *J Diabetes Sci Technol*, 1: 645-651, 2007
- [0209] 62. Zisser H, Jovanovic L, Doyle F J 3rd, Ospina P, Owens C. Run-to-Run Control of Meal-Related Insulin Dosing. *Diab Technol Ther*. 7:48-57, 2005
- [0210] The devices, structures, systems, computer program products, and methods of various embodiments of the invention disclosed herein may utilize aspects disclosed in the following references, applications, publications and patents and which are hereby incorporated by reference herein in their entirety:
- [0211] A. International Patent Application Serial No. PCT/US2010/025405, entitled "Method, System and Computer Program Product for CGM-Based Prevention of Hypoglycemia via Hypoglycemia Risk Assessment and Smooth Reduction Insulin Delivery," filed Feb. 25, 2010
- [0212] B. International Patent Application Serial No. PCT/US2009/065725, filed Nov. 24, 2009, entitled "Method, System, and Computer Program Product for Tracking of Blood Glucose Variability in Diabetes from Data,"
- [0213] C. PCT/US2008/082063, entitled "Model Predictive Control Based Method for Closed-Loop Control of Insulin Delivery in Diabetes Using Continuous Glucose Sensing", filed Oct. 31, 2008.
- [0214] D. PCT/US2008/069416, entitled "Method, System and Computer Program Product for Evaluation of Insulin Sensitivity, Insulin/Carbohydrate Ratio, and Insulin Correction Factors in Diabetes from Self-Monitoring Data", filed Jul. 8, 2008.
- [0215] E. PCT/US2008/067725, entitled "Method, System and Computer Simulation Environment for Testing of Monitoring and Control Strategies in Diabetes," filed Jun. 20, 2008.
- [0216] F. PCT/US2008/067723, entitled "LQG Artificial Pancreas Control System and Related Method", filed on Jun. 20, 2008.
- [0217] G. U.S. Ser. No. 12/516,044, filed May 22, 2009, entitled "Method, System, and Computer Program Product for the Detection of Physical Activity by Changes in Heart Rate, Assessment of Fast Changing Metabolic States, and Applications of Closed and Open Control Loop in Diabetes;"
- [0218] H. PCT/US2007/085588 not yet published filed Nov. 27, 2007, entitled "Method, System, and Computer Program Product for the Detection of Physical Activity by Changes in Heart Rate, Assessment of Fast Changing Metabolic States, and Applications of Closed and Open Control Loop in Diabetes;"
- [0219] I. U.S. Ser. No. 11/943,226, filed Nov. 20, 2007, entitled "Systems, Methods and Computer Program Codes for Recognition of Patterns of Hyperglycemia and Hypoglycemia, Increased Glucose Variability, and Ineffective Self-Monitoring in Diabetes;"
- [0220] J. U.S. patent application Ser. No. 11/578,831, filed Oct. 18, 2006 entitled "Method, System and Computer Program Product for Evaluating the Accuracy of Blood Glucose Monitoring Sensors/Devices".
- [0221] K. PCT International Application Serial No. PCT/US2005/013792, filed Apr. 21, 2005, entitled "Method, System, and Computer Program Product for Evaluation of the Accuracy of Blood Glucose Monitoring Sensors/Devices;"
- [0222] L. PCT International Application Serial No. PCT/US01/09884, filed Mar. 29, 2001, entitled "Method, System, and Computer Program Product for Evaluation of Glycemic Control in Diabetes Self-Monitoring Data;"
- [0223] M. U.S. Pat. No. 7,025,425 B2 issued Apr. 11, 2006, entitled "Method, System, and Computer Program Product for the Evaluation of Glycemic Control in Diabetes from Self-Monitoring Data;"
- [0224] N. U.S. patent application Ser. No. 11/305,946 filed Dec. 19, 2005 entitled "Method, System, and Computer Program Product for the Evaluation of Glycemic Control in Diabetes from Self-Monitoring Data" (Publication No. 2006/0094947);
- [0225] O. PCT International Application Serial No. PCT/US2003/025053, filed Aug. 8, 2003, entitled "Method, System, and Computer Program Product for the Processing of Self-Monitoring Blood Glucose (SMBG) Data to Enhance Diabetic Self-Management;"
- [0226] P. U.S. patent application Ser. No. 10/524,094 filed Feb. 9, 2005 entitled "Managing and Processing Self-Monitoring Blood Glucose" (Publication No. 2005/214892);

REFERENCES

- [0227] Q. U.S. Ser. No. 12/065,257, filed Aug. 29, 2008, entitled "Accuracy of Continuous Glucose Sensors;"
- [0228] R. PCT International Application Serial No PCT/US2006/033724, filed Aug. 29, 2006, entitled "Method for Improvising Accuracy of Continuous Glucose Sensors and a Continuous Glucose Sensor Using the Same;"
- [0229] S. U.S. Ser. No. 12/159,891, filed Jul. 2, 2008, entitled "Method, System and Computer Program Product for Evaluation of Blood Glucose Variability in Diabetes from Self-Monitoring Data;"
- [0230] T. PCT International Application No. PCT/US2007/000370, filed Jan. 5, 2007, entitled "Method, System and Computer Program Product for Evaluation of Blood Glucose Variability in Diabetes from Self-Monitoring Data;"
- [0231] U. U.S. patent application Ser. No. 11/925,689 and PCT International Patent Application No. PCT/US2007/082744, both filed Oct. 26, 2007, entitled "For Method, System and Computer Program Product for Real-Time Detection of Sensitivity Decline in Analyte Sensors;"
- [0232] V. U.S. Ser. No. 10/069,674, filed Feb. 22, 2002, entitled "Method and Apparatus for Predicting the Risk of Hypoglycemia;"
- [0233] W. PCT International Application No. PCT/US00/22886, filed Aug. 21, 2000, entitled "Method and Apparatus for Predicting the Risk of Hypoglycemia;"
- [0234] X. U.S. Pat. No. 6,923,763 B1, issued Aug. 2, 2005, entitled "Method and Apparatus for Predicting the Risk of Hypoglycemia;"
- [0235] Y. U.S. Patent Application No. US 2004/0254434 A1, "Glucose Measuring Module and "Insulin Pump Combination", Dec. 16, 2004.
- [0236] Z. U.S. Patent Application Publication No. US 2009/00697456 A1, Estes, et al., "Operating an Infusion Pump System", Mar. 12, 2009.

What is claimed is:

1. A structure for a diabetes control system comprising: modules for processing and storing data; conduits between modules; and signals produced in the event that certain modules are not inserted within the structure.
2. The structure of claim 1, further comprising different implementations of modules that can be inserted and/or interchanged.
3. The structure of claim 1, wherein the modules for processing and storing data include one or more of the following: one or more data acquisition modules; one or more observer modules; one or more routing modules; one or more control modules; and one or more safety modules.
4. The structure of claim 3, wherein the one or more data acquisition modules receive one or more of the following types of information:
 - continuous glucose monitoring data;
 - insulin pump data;
 - exercise data; and
 - meal data.
5. The structure of claim 4, wherein the exercise data includes heart rate information, motion sensor information, and other indicators of physical activity.
6. The structure of claim 4, wherein the meal data includes acknowledgements of meals as they arrive.

7. The structure of claim 3, wherein the one or more data acquisition modules output one or more of the following types of information:

- a single, processed glucose sample at a specific time, or a history of glucose samples up to a specific time, or a statistic computed from glucose samples up to a specific time;
- a most recent actual insulin pump command, or a history of recent insulin pump commands up to a specific time, or a statistic computed from recent commands;
- exercise process data at the specific time; and
- meal data at the specific time.

8. The structure of claim 3, wherein the one or more observer modules receive one or more of the following types of information:

- a single, processed glucose sample at a specific time, or a history of glucose samples up to a specific time, or a statistic computed from glucose samples up to a specific time;
- a most recent actual insulin pump command, or a history of recent insulin pump commands up to a specific time, or a statistic computed from recent commands;
- exercise process data at the specific time; and
- meal data at the specific time.

9. The structure of claim 3, wherein the one or more observer modules process one or more of the following:

- metabolic measurements;
- metabolic disturbances; and
- metabolic treatments.

10. The structure of claim 9, wherein the metabolic measurements include one or more of the following:

- continuous glucose measurements; and
- insulin measurements.

11. The structure of claim 9, wherein the metabolic disturbances include one or more of the following:

- meals; and
- exercise.

12. The structure of claim 9, wherein the metabolic treatments include one or more of the following:

- insulin injections;
- other pharmaceuticals (hormones) associated with the management of diabetes;
- treatments for hypoglycemia; and
- glucagon injections.

13. The structure of claim 12, wherein other pharmaceuticals include hormones.

14. The structure of claim 12, wherein treatments for hypoglycemia include administering rescue carbohydrates and/or glucagon injections.

15. The structure of claim 3, wherein the one or more observer modules construct and update an internal representation or estimate of a metabolic state of an individual.

16. The structure of claim 3, wherein the one or more observer modules transmit metabolic state information to the one or more control modules.

17. The structure of claim 3, wherein the one or more observer modules keep an internal representation of a behavioral pattern of an individual.

18. The structure of claim 3, wherein the one or more observer modules assess risks of undesirable events.

19. The structure of claim 3, wherein the one or more observer modules include a short term observer module.

20. The structure of claim 19, wherein the short term observer module contains information relating to:

metabolic state;
meal excursion; or
metabolic state and meal excursion.

21. The structure of claim **19**, wherein the short term observer module observes X times per hour, where X is $0 < X < 7200$.

22. The structure of claim **19**, wherein the short term observer module outputs one of the following:

a vector of estimates of key metabolic states of an individual;
a single, processed glucose sample at a specific time, or a history of glucose samples up to a specific time, or a statistic computed from glucose samples up to a specific time; or

both the vector of estimates of key metabolic states and the sample or history of processed glucose samples.

23. The structure of claim **22**, wherein the vector of estimates includes plasma glucose and plasma insulin.

24. The structure of claim **3**, wherein the one or more observer modules include a long term observer module.

25. The structure of claim **24**, wherein the long term observer module contains information relating to behavioral profiles.

26. The structure of claim **25**, wherein the behavioral profiles are daily behavioral profiles.

27. The structure of claim **24**, wherein the long term observer module assesses behavioral profiles X times per month, where X is $0 < X < 60$.

28. The structure of claim **24**, wherein the long term observer module outputs one or more of the following types of information:

a daily profile of an individual's meal behavior as a function of the time of day;
a daily profile of the individual's exercise behavior as a function of the time of day; and
a daily profile of the individual's utilization of insulin as a function of the time of day.

29. The structure of claim **28**, wherein the daily profile of the individual's meal behavior as a function of the time of day includes probabilities of eating at various times throughout the day and/or probabilities of taking various meals defined by carbohydrate, protein, and fat content.

30. The structure of claim **28**, wherein the daily profile of the individual's exercise behavior as a function of the time of day includes probabilities of various levels of physical activity throughout the day.

31. The structure of claim **28**, wherein the daily profile of the individual's utilization of insulin as a function of the time of day includes a trend analysis for meal and correction boluses and/or a trend analysis for basal rate profiles.

32. The structure of claim **28**, wherein the daily profile of an individual's meal behavior defines a probabilistic description of the individual's eating behavior within given meal regimes throughout a day.

33. The structure of claim **28**, further comprising using behavioral data to define a patient's breakfast regime and then assessing the probability of taking breakfast at any specific point of time within that regime.

34. The structure of claim **3**, wherein the one or more routing modules include a system coordinator.

35. The structure of claim **34**, wherein the system coordinator coordinates the distribution of input signals to control one or more modules and allocates different segments of diabetes management to different control modules.

36. The structure of claim **34**, wherein the system coordinator receives one or more of the following types of information:

a single, processed glucose sample at a specific time, or a history of glucose samples up to a specific time, or a statistic computed from glucose samples up to a specific time;

a most recent actual insulin pump command, or a history of recent insulin pump commands up to a specific time, or a statistic computed from recent commands;

exercise process data at the specific time;

meal data at the specific time;

a vector of estimates of key metabolic states of an individual;

a daily profile of an individual's meal behavior as a function of the time of day;

a daily profile of the individual's exercise behavior as a function of the time of day;

a daily profile of the individual's utilization of insulin as a function of the time of day;

insulin allowed at the specific time by the one or more safety modules as part of a response to meals;

insulin allowed at the specific time by the one or more safety modules as part of a response to non-meal disturbances; and

estimated glucose excursion due to meals.

37. The structure of claim **34**, wherein the system coordinator outputs one or more of the following types of information:

a most recent actual insulin pump command;

exercise process data at the specific time;

meal data at the specific time;

a vector of estimates of key metabolic states of an individual;

a daily profile of an individual's meal behavior as a function of the time of day;

a daily profile of the individual's exercise behavior as a function of the time of day;

a daily profile of the individual's utilization of insulin as a function of the time of day;

insulin allowed at the specific time by the one or more safety modules as part of a response to meals;

insulin allowed at the specific time by the one or more safety modules as part of a response to non-meal disturbances;

estimated glucose excursion due to meals; and

an estimate of blood glucose concentration offset by the estimated contribution of meals.

38. The structure of claim **3**, wherein the one or more control modules perform:

daily profile control;

compensation control to target; and/or

meal control.

39. The structure of claim **38**, wherein daily profile control includes determining a basal rate baseline setting throughout the day.

40. The structure of claim **38**, wherein compensation control to target includes small adjustments to the basal rate baseline to correct hyperglycemia and reduce the likelihood of hypoglycemia.

41. The structure of claim **38**, wherein meal control includes a schedule of meal insulin following acknowledgment of a particular meal.

42. The structure of claim 3, wherein the one or more control modules include:

- a first control module to calculate and suggest a basal insulin delivery;
- a second control module to calculate and suggest compensation of the basal delivery in case of non-meal-related deviations; and
- a third control module to calculate and suggest meal insulin boluses.

43. The structure of claim 42, wherein the first control module receives one or more of the following types of information:

- a vector of estimates of key metabolic states of an individual;
- a daily profile of an individual's meal behavior as a function of the time of day;
- a daily profile of the individual's exercise behavior as a function of the time of day; and
- a daily profile of the individual's utilization of insulin as a function of the time of day.

44. The structure of claim 42, wherein the first control module outputs a reference insulin infused at a specific time.

45. The structure of claim 42, wherein the second control module receives one or more of the following types of information:

- an estimate of blood glucose concentration offset by the estimated contribution of meals;
- insulin allowed at the specific time by the one or more safety modules as part of a response to non-meal disturbances;
- exercise process data at the specific time;
- a daily profile of the individual's exercise behavior as a function of the time of day; and
- a daily profile of the individual's utilization of insulin as a function of the time of day.

46. The structure of claim 42, wherein the second control module outputs a recommended residual insulin infusion at a specific time to compensate for non-meal-related disturbances.

47. The structure of claim 42, wherein the third control module receives one or more of the following types of information:

- meal data at the specific time;
- insulin allowed at the specific time by the one or more safety modules as part of a response to meals; and
- a daily profile of an individual's meal behavior as a function of the time of day.

48. The structure of claim 42, wherein the third control module outputs one or more of the following types of information:

- a recommended insulin infusion at a specific time for accommodating meals; and
- estimated glucose excursion due to meals.

49. The structure of claim 42, wherein the second control module compensates a basal delivery up or down.

50. The structure of claim 42, wherein the third control module further calculates and suggests pre-meal priming boluses.

- 51.** The structure of claim 42, wherein:
- the first control module operates approximately daily;
 - the second control modules operates approximately every fifteen to thirty minutes; and
 - the third control module operates approximately every several hours.

52. The structure of claim 3, wherein the one or more safety modules include a system supervision module.

53. The structure of claim 52, wherein the system supervision module receives one or more of the following types of information:

- exercise process data at the specific time;
- meal data at the specific time;
- a vector of estimates of key metabolic states of an individual;
- reference insulin infused at a specific time;
- a recommended insulin infusion at a specific time for accommodating meals; and
- a recommended residual insulin infusion at a specific time to compensate for non-meal-related disturbances.

54. The structure of claim 52, wherein the system supervision module outputs one or more of the following types of information:

- insulin allowed at a specific time by the one or more safety modules as part of a response to meals;
- insulin allowed at the specific time by the one or more safety modules as part of a response to non-meal disturbances; and
- total insulin infusion allowed by the safety supervision module at the specific time.

55. The structure of claim 52, wherein the safety supervision module:

- receives information from the one or more observer modules and one or more control modules;
- determines whether there is an increased risk of hypoglycemia or hyperglycemia;
- if it is determined that there is an increased risk of hypoglycemia, automatically reducing or discontinuing a suggested infusion; and
- if it is determined that there is an increased risk of hyperglycemia, automatically notifying the user of the risk.

56. The structure of claim 55, wherein the increased risk of hypoglycemia is an increased risk of upcoming hypoglycemia or an increased risk of prolonged hypoglycemia.

57. The structure of claim 55, wherein the suggested infusion is an insulin infusion or a glucagon infusion.

58. The structure of claim 55, further comprising a display device for displaying real-time information to an individual.

59. The structure of claim 58, wherein the individual is a subject or a doctor.

60. The structure of claim 58, wherein the real-time information includes one or more of the following:

- a warning of hypoglycemia;
- a warning of hyperglycemia;
- a suggestion to reduce insulin delivery; and
- a suggestion to reject or reduce pre-meal or correction boluses.

61. The structure of claim 3, further comprising an insulin injector for injecting insulin based on the output of the one or more safety modules.

62. A computer program product comprising a computer useable medium having a computer program logic for enabling at least one processor in a computer system for a diabetes control system, said computer program logic comprising:

- modules for processing and storing data;
- conduits between modules; and
- producing signals in the event that certain modules are not inserted within the system.

63. The computer program product of claim **62**, further comprising different implementations of modules that can be inserted and/or interchanged.

64. The computer program product of claim **62**, wherein the modules for processing and storing data include one or more of the following:

- one or more data acquisition modules;
- one or more observer modules;
- one or more routing modules;
- one or more control modules; and
- one or more safety modules.

65. The computer program product of claim **64**, wherein the one or more data acquisition modules receive one or more of the following types of information:

- continuous glucose monitoring data;
- insulin pump data;
- exercise data; and
- meal data.

66. The computer program product of claim **65**, wherein the exercise data includes heart rate information, motion sensor information, and other indicators of physical activity.

67. The computer program product of claim **65**, wherein the meal data includes acknowledgements of meals as they arrive.

68. The computer program product of claim **64**, wherein the one or more data acquisition modules output one or more of the following types of information:

- a single, processed glucose sample at a specific time, or a history of glucose samples up to a specific time, or a statistic computed from glucose samples up to a specific time;
- a most recent actual insulin pump command, or a history of recent insulin pump commands up to a specific time, or a statistic computed from recent commands;
- exercise process data at the specific time; and
- meal data at the specific time.

69. The computer program product of claim **64**, wherein the one or more observer modules receive one or more of the following types of information:

- a single, processed glucose sample at a specific time, or a history of glucose samples up to a specific time, or a statistic computed from glucose samples up to a specific time;
- a most recent actual insulin pump command, or a history of recent insulin pump commands up to a specific time, or a statistic computed from recent commands;
- exercise process data at the specific time; and
- meal data at the specific time.

70. The computer program product of claim **64**, wherein the one or more observer modules process one or more of the following:

- metabolic measurements;
- metabolic disturbances; and
- metabolic treatments.

71. The computer program product of claim **70**, wherein the metabolic measurements include one or more of the following:

- continuous glucose measurements; and
- insulin measurements.

72. The computer program product of claim **70**, wherein the metabolic disturbances include one or more of the following:

- meals; and
- exercise.

73. The computer program product of claim **70**, wherein the metabolic treatments include one or more of the following:

- insulin injections;
- other pharmaceuticals (hormones) associated with the management of diabetes;
- treatments for hypoglycemia; and
- glucagon injections.

74. The computer program product of claim **73**, wherein other pharmaceuticals include hormones.

75. The computer program product of claim **73**, wherein treatments for hypoglycemia include administering rescue carbohydrates and/or glucagon injections.

76. The computer program product of claim **64**, wherein the one or more observer modules construct and update an internal representation or estimate of a metabolic state of an individual.

77. The computer program product of claim **64**, wherein the one or more observer modules transmit metabolic state information to the one or more control modules.

78. The computer program product of claim **64**, wherein the one or more observer modules keep an internal representation of a behavioral pattern of an individual.

79. The computer program product of claim **64**, wherein the one or more observer modules assess risks of undesirable events.

80. The computer program product of claim **64**, wherein the one or more observer modules include a short term observer module.

81. The computer program product of claim **80**, wherein the short term observer module contains information relating to:

- metabolic state;
- meal excursion; or
- metabolic state and meal excursion.

82. The computer program product of claim **80**, wherein the short term observer module observes X times per hour, where X is $0 < X < 7200$.

83. The computer program product of claim **80**, wherein the short term observer module outputs one of the following: a vector of estimates of key metabolic states of an individual;

- a single, processed glucose sample at a specific time, or a history of glucose samples up to a specific time, or a statistic computed from glucose samples up to a specific time; or

both the vector of estimates of key metabolic states and the sample or history of processed glucose samples.

84. The computer program product of claim **83**, wherein the vector of estimates includes plasma glucose and plasma insulin.

85. The computer program product of claim **64**, wherein the one or more observer modules include a long term observer module.

86. The computer program product of claim **85**, wherein the long term observer module contains information relating to behavioral profiles.

87. The computer program product of claim **86**, wherein the behavioral profiles are daily behavioral profiles.

88. The computer program product of claim **85**, wherein the long term observer module assesses behavioral profiles X times per month, where X is $0 < X < 60$.

89. The computer program product of claim **85**, wherein the long term observer module outputs one or more of the following types of information:

- a daily profile of an individual's meal behavior as a function of the time of day;
- a daily profile of the individual's exercise behavior as a function of the time of day; and
- a daily profile of the individual's utilization of insulin as a function of the time of day.

90. The computer program product of claim **89**, wherein the daily profile of the individual's meal behavior as a function of the time of day includes probabilities of eating at various times throughout the day and/or probabilities of taking various meals defined by carbohydrate, protein, and fat content.

91. The computer program product of claim **89**, wherein the daily profile of the individual's exercise behavior as a function of the time of day includes probabilities of various levels of physical activity throughout the day.

92. The computer program product of claim **89**, wherein the daily profile of the individual's utilization of insulin as a function of the time of day includes a trend analysis for meal and correction boluses and/or a trend analysis for basal rate profiles.

93. The computer program product of claim **89**, wherein the daily profile of an individual's meal behavior defines a probabilistic description of the individual's eating behavior within given meal regimes throughout a day.

94. The computer program product of claim **89**, further comprising using behavioral data to define a patient's breakfast regime and then assessing the probability of taking breakfast at any specific point of time within that regime.

95. The computer program product of claim **64**, wherein the one or more routing modules include a system coordinator.

96. The computer program product of claim **95**, wherein the system coordinator coordinates the distribution of input signals to control one or more modules and allocates different segments of diabetes management to different control modules.

97. The computer program product of claim **95**, wherein the system coordinator receives one or more of the following types of information:

- a single, processed glucose sample at a specific time, or a history of glucose samples up to a specific time, or a statistic computed from glucose samples up to a specific time;
- a most recent actual insulin pump command, or a history of recent insulin pump commands up to a specific time, or a statistic computed from recent commands;
- exercise process data at the specific time;
- meal data at the specific time;
- a vector of estimates of key metabolic states of an individual;
- a daily profile of an individual's meal behavior as a function of the time of day;
- a daily profile of the individual's exercise behavior as a function of the time of day;
- a daily profile of the individual's utilization of insulin as a function of the time of day;
- insulin allowed at the specific time by the one or more safety modules as part of a response to meals;

insulin allowed at the specific time by the one or more safety modules as part of a response to non-meal disturbances; and
estimated glucose excursion due to meals.

98. The computer program product of claim **95**, wherein the system coordinator outputs one or more of the following types of information:

- a most recent actual insulin pump command;
- exercise process data at the specific time;
- meal data at the specific time;
- a vector of estimates of key metabolic states of an individual;
- a daily profile of an individual's meal behavior as a function of the time of day;
- a daily profile of the individual's exercise behavior as a function of the time of day;
- a daily profile of the individual's utilization of insulin as a function of the time of day;
- insulin allowed at the specific time by the one or more safety modules as part of a response to meals;
- insulin allowed at the specific time by the one or more safety modules as part of a response to non-meal disturbances;
- estimated glucose excursion due to meals; and
- an estimate of blood glucose concentration offset by the estimated contribution of meals.

99. The computer program product of claim **64**, wherein the one or more control modules perform:

- daily profile control;
- compensation control to target; and/or
- meal control.

100. The computer program product of claim **99**, wherein daily profile control includes determining a basal rate baseline setting throughout the day.

101. The computer program product of claim **99**, wherein compensation control to target includes small adjustments to the basal rate baseline to correct hyperglycemia and reduce the likelihood of hypoglycemia.

102. The computer program product of claim **99**, wherein meal control includes a schedule of meal insulin following acknowledgement of a particular meal.

103. The computer program product of claim **64**, wherein the one or more control modules include:

- a first control module to calculate and suggest a basal insulin delivery;
- a second control module to calculate and suggest compensation of the basal delivery in case of non-meal-related deviations; and
- a third control module to calculate and suggest meal insulin boluses.

104. The computer program product of claim **103**, wherein the first control module receives one or more of the following types of information:

- a vector of estimates of key metabolic states of an individual;
- a daily profile of an individual's meal behavior as a function of the time of day;
- a daily profile of the individual's exercise behavior as a function of the time of day; and
- a daily profile of the individual's utilization of insulin as a function of the time of day.

105. The computer program product of claim **103**, wherein the first control module outputs a reference insulin infused at a specific time.

106. The computer program product of claim **103**, wherein the second control module receives one or more of the following types of information:

- an estimate of blood glucose concentration offset by the estimated contribution of meals;
- insulin allowed at the specific time by the one or more safety modules as part of a response to non-meal disturbances;
- exercise process data at the specific time;
- a daily profile of the individual's exercise behavior as a function of the time of day; and
- a daily profile of the individual's utilization of insulin as a function of the time of day.

107. The computer program product of claim **103**, wherein the second control module outputs a recommended residual insulin infusion at a specific time to compensate for non-meal-related disturbances.

108. The computer program product of claim **103**, wherein the third control module receives one or more of the following types of information:

- meal data at the specific time;
- insulin allowed at the specific time by the one or more safety modules as part of a response to meals; and
- a daily profile of an individual's meal behavior as a function of the time of day.

109. The computer program product of claim **103**, wherein the third control module outputs one or more of the following types of information:

- a recommended insulin infusion at a specific time for accommodating meals; and
- estimated glucose excursion due to meals.

110. The computer program product of claim **103**, wherein the second control module compensates a basal delivery up or down.

111. The computer program product of claim **103**, wherein the third control module further calculates and suggests pre-meal priming boluses.

112. The computer program product of claim **103**, wherein:

- the first control module operates approximately daily;
- the second control modules operates approximately every fifteen to thirty minutes; and
- the third control module operates approximately every several hours.

113. The computer program product of claim **64**, wherein the one or more safety modules include a system supervision module.

114. The computer program product of claim **113**, wherein the system supervision module receives one or more of the following types of information:

- exercise process data at the specific time;
- meal data at the specific time;
- a vector of estimates of key metabolic states of an individual;
- reference insulin infused at a specific time;
- a recommended insulin infusion at a specific time for accommodating meals; and
- a recommended residual insulin infusion at a specific time to compensate for non-meal-related disturbances.

115. The computer program product of claim **113**, wherein the system supervision module outputs one or more of the following types of information:

- insulin allowed at a specific time by the one or more safety modules as part of a response to meals;

insulin allowed at the specific time by the one or more safety modules as part of a response to non-meal disturbances; and

total insulin infusion allowed by the safety supervision module at the specific time.

116. The computer program product of claim **113**, wherein the safety supervision module:

- receives information from the one or more observer modules and one or more control modules;
- determines whether there is an increased risk of hypoglycemia or hyperglycemia;
- if it is determined that there is an increased risk of hypoglycemia, automatically reducing or discontinuing a suggested infusion; and
- if it is determined that there is an increased risk of hyperglycemia, automatically notifying the user of the risk.

117. The computer program product of claim **116**, wherein the increased risk of hypoglycemia is an increased risk of upcoming hypoglycemia or an increased risk of prolonged hypoglycemia.

118. The computer program product of claim **116**, wherein the suggested infusion is an insulin infusion or a glucagon infusion.

119. The computer program product of claim **116**, further comprising a display device for displaying real-time information to an individual.

120. The computer program product of claim **119**, wherein the individual is a subject or a doctor.

121. The computer program product of claim **119**, wherein the real-time information includes one or more of the following:

- a warning of hypoglycemia;
- a warning of hyperglycemia;
- a suggestion to reduce insulin delivery; and
- a suggestion to reject or reduce pre-meal or correction boluses.

122. The computer program product of claim **64**, further comprising an insulin injector for injecting insulin based on the output of the one or more safety modules.

123. A method for enabling a diabetes control system, the method comprising:

- providing modules for processing and storing data;
- providing conduits between modules; and
- producing signals in the event that certain modules are not inserted within the system.

124. The method of claim **123**, further comprising different implementations of modules that can be inserted and/or interchanged.

125. The method of claim **123**, wherein the modules for processing and storing data include one or more of the following:

- one or more data acquisition modules;
- one or more observer modules;
- one or more routing modules;
- one or more control modules; and
- one or more safety modules.

126. The method of claim **125**, wherein the one or more data acquisition modules receive one or more of the following types of information:

- continuous glucose monitoring data;
- insulin pump data;
- exercise data; and
- meal data.

127. The method of claim **126**, wherein the exercise data includes heart rate information, motion sensor information, and other indicators of physical activity.

128. The method of claim **126**, wherein the meal data includes acknowledgements of meals as they arrive.

129. The method of claim **125**, wherein the one or more data acquisition modules output one or more of the following types of information:

a single, processed glucose sample at a specific time, or a history of glucose samples up to a specific time, or a statistic computed from glucose samples up to a specific time;

a most recent actual insulin pump command, or a history of recent insulin pump commands up to a specific time, or a statistic computed from recent commands;

exercise process data at the specific time; and meal data at the specific time.

130. The method of claim **125**, wherein the one or more observer modules receive one or more of the following types of information:

a single, processed glucose sample at a specific time, or a history of glucose samples up to a specific time, or a statistic computed from glucose samples up to a specific time;

a most recent actual insulin pump command, or a history of recent insulin pump commands up to a specific time, or a statistic computed from recent commands;

exercise process data at the specific time; and meal data at the specific time.

131. The method of claim **125**, wherein the one or more observer modules process one or more of the following:

metabolic measurements; metabolic disturbances; and metabolic treatments.

132. The method of claim **131**, wherein the metabolic measurements include one or more of the following:

continuous glucose measurements; and insulin measurements.

133. The method of claim **131**, wherein the metabolic disturbances include one or more of the following:

meals; and exercise.

134. The method of claim **131**, wherein the metabolic treatments include one or more of the following:

insulin injections; other pharmaceuticals (hormones) associated with the management of diabetes; treatments for hypoglycemia; and glucagon injections.

135. The method of claim **134**, wherein other pharmaceuticals include hormones.

136. The method of claim **134**, wherein treatments for hypoglycemia include administering rescue carbohydrates and/or glucagon injections.

137. The method of claim **125**, wherein the one or more observer modules construct and update an internal representation or estimate of a metabolic state of an individual.

138. The method of claim **125**, wherein the one or more observer modules transmit metabolic state information to the one or more control modules.

139. The method of claim **125**, wherein the one or more observer modules keep an internal representation of a behavioral pattern of an individual.

140. The method of claim **125**, wherein the one or more observer modules assess risks of undesirable events.

141. The method of claim **125**, wherein the one or more observer modules include a short term observer module.

142. The method of claim **141**, wherein the short term observer module contains information relating to:

metabolic state; meal excursion; or metabolic state and meal excursion.

143. The method of claim **141**, wherein the short term observer module observes X times per hour, where X is $0 < X < 7200$.

144. The method of claim **141**, wherein the short term observer module outputs one of the following:

a vector of estimates of key metabolic states of an individual;

a single, processed glucose sample at a specific time, or a history of glucose samples up to a specific time, or a statistic computed from glucose samples up to a specific time; or

both the vector of estimates of key metabolic states and the sample or history of processed glucose samples.

145. The method of claim **144**, wherein the vector of estimates includes plasma glucose and plasma insulin.

146. The method of claim **125**, wherein the one or more observer modules include a long term observer module.

147. The method of claim **146**, wherein the long term observer module contains information relating to behavioral profiles.

148. The method of claim **147**, wherein the behavioral profiles are daily behavioral profiles.

149. The method of claim **146**, wherein the long term observer module assesses behavioral profiles X times per month, where X is $0 < X < 60$.

150. The method of claim **146**, wherein the long term observer module outputs one or more of the following types of information:

a daily profile of an individual's meal behavior as a function of the time of day;

a daily profile of the individual's exercise behavior as a function of the time of day; and

a daily profile of the individual's utilization of insulin as a function of the time of day.

151. The method of claim **150**, wherein the daily profile of the individual's meal behavior as a function of the time of day includes probabilities of eating at various times throughout the day and/or probabilities of taking various meals defined by carbohydrate, protein, and fat content.

152. The method of claim **150**, wherein the daily profile of the individual's exercise behavior as a function of the time of day includes probabilities of various levels of physical activity throughout the day.

153. The method of claim **150**, wherein the daily profile of the individual's utilization of insulin as a function of the time of day includes a trend analysis for meal and correction boluses and/or a trend analysis for basal rate profiles.

154. The method of claim **150**, wherein the daily profile of an individual's meal behavior defines a probabilistic description of the individual's eating behavior within given meal regimes throughout a day.

155. The method of claim **150**, further comprising using behavioral data to define a patient's breakfast regime and then assessing the probability of taking breakfast at any specific point of time within that regime.

156. The method of claim **125**, wherein the one or more routing modules include a system coordinator.

157. The method of claim **156**, wherein the system coordinator coordinates the distribution of input signals to control one or more modules and allocates different segments of diabetes management to different control modules.

158. The method of claim **156**, wherein the system coordinator receives one or more of the following types of information:

- a single, processed glucose sample at a specific time, or a history of glucose samples up to a specific time, or a statistic computed from glucose samples up to a specific time;
- a most recent actual insulin pump command, or a history of recent insulin pump commands up to a specific time, or a statistic computed from recent commands;
- exercise process data at the specific time;
- meal data at the specific time;
- a vector of estimates of key metabolic states of an individual;
- a daily profile of an individual's meal behavior as a function of the time of day;
- a daily profile of the individual's exercise behavior as a function of the time of day;
- a daily profile of the individual's utilization of insulin as a function of the time of day;
- insulin allowed at the specific time by the one or more safety modules as part of a response to meals;
- insulin allowed at the specific time by the one or more safety modules as part of a response to non-meal disturbances; and
- estimated glucose excursion due to meals.

159. The method of claim **156**, wherein the system coordinator outputs one or more of the following types of information:

- a most recent actual insulin pump command;
- exercise process data at the specific time;
- meal data at the specific time;
- a vector of estimates of key metabolic states of an individual;
- a daily profile of an individual's meal behavior as a function of the time of day;
- a daily profile of the individual's exercise behavior as a function of the time of day;
- a daily profile of the individual's utilization of insulin as a function of the time of day;
- insulin allowed at the specific time by the one or more safety modules as part of a response to meals;
- insulin allowed at the specific time by the one or more safety modules as part of a response to non-meal disturbances;
- estimated glucose excursion due to meals; and
- an estimate of blood glucose concentration offset by the estimated contribution of meals.

160. The method of claim **125**, wherein the one or more control modules perform:

- daily profile control;
- compensation control to target; and/or
- meal control.

161. The method of claim **160**, wherein daily profile control includes determining a basal rate baseline setting throughout the day.

162. The method of claim **160**, wherein compensation control to target includes small adjustments to the basal rate baseline to correct hyperglycemia and reduce the likelihood of hypoglycemia.

163. The method of claim **160**, wherein meal control includes a schedule of meal insulin following acknowledgment of a particular meal.

164. The method of claim **125**, wherein the one or more control modules include:

- a first control module to calculate and suggest a basal insulin delivery;
- a second control module to calculate and suggest compensation of the basal delivery in case of non-meal-related deviations; and
- a third control module to calculate and suggest meal insulin boluses.

165. The method of claim **164**, wherein the first control module receives one or more of the following types of information:

- a vector of estimates of key metabolic states of an individual;
- a daily profile of an individual's meal behavior as a function of the time of day;
- a daily profile of the individual's exercise behavior as a function of the time of day; and
- a daily profile of the individual's utilization of insulin as a function of the time of day.

166. The method of claim **164**, wherein the first control module outputs a reference insulin infused at a specific time.

167. The method of claim **164**, wherein the second control module receives one or more of the following types of information:

- an estimate of blood glucose concentration offset by the estimated contribution of meals;
- insulin allowed at the specific time by the one or more safety modules as part of a response to non-meal disturbances;
- exercise process data at the specific time;
- a daily profile of the individual's exercise behavior as a function of the time of day; and
- a daily profile of the individual's utilization of insulin as a function of the time of day.

168. The method of claim **164**, wherein the second control module outputs a recommended residual insulin infusion at a specific time to compensate for non-meal-related disturbances.

169. The method of claim **164**, wherein the third control module receives one or more of the following types of information:

- meal data at the specific time;
- insulin allowed at the specific time by the one or more safety modules as part of a response to meals; and
- a daily profile of an individual's meal behavior as a function of the time of day.

170. The method of claim **164**, wherein the third control module outputs one or more of the following types of information:

- a recommended insulin infusion at a specific time for accommodating meals; and
- estimated glucose excursion due to meals.

171. The method of claim **164**, wherein the second control module compensates a basal delivery up or down.

172. The method of claim **164**, wherein the third control module further calculates and suggests pre-meal priming boluses.

173. The method of claim **164**, wherein:
the first control module operates approximately daily;
the second control modules operates approximately every fifteen to thirty minutes; and
the third control module operates approximately every several hours.

174. The method of claim **125**, wherein the one or more safety modules include a system supervision module.

175. The method of claim **174**, wherein the system supervision module receives one or more of the following types of information:

- exercise process data at the specific time;
- meal data at the specific time;
- a vector of estimates of key metabolic states of an individual;
- reference insulin infused at a specific time;
- a recommended insulin infusion at a specific time for accommodating meals; and
- a recommended residual insulin infusion at a specific time to compensate for non-meal-related disturbances.

176. The method of claim **174**, wherein the system supervision module outputs one or more of the following types of information:

- insulin allowed at a specific time by the one or more safety modules as part of a response to meals;
- insulin allowed at the specific time by the one or more safety modules as part of a response to non-meal disturbances; and
- total insulin infusion allowed by the safety supervision module at the specific time.

177. The method of claim **174**, wherein the safety supervision module:

- receives information from the one or more observer modules and one or more control modules;
- determines whether there is an increased risk of hypoglycemia or hyperglycemia;
- if it is determined that there is an increased risk of hypoglycemia, automatically reducing or discontinuing a suggested infusion; and
- if it is determined that there is an increased risk of hyperglycemia, automatically notifying the user of the risk.

178. The method of claim **177**, wherein the increased risk of hypoglycemia is an increased risk of upcoming hypoglycemia or an increased risk of prolonged hypoglycemia.

179. The method of claim **177**, wherein the suggested infusion is an insulin infusion or a glucagon infusion.

180. The method of claim **177**, further comprising a display device for displaying real-time information to an individual.

181. The method of claim **180**, wherein the individual is a subject or a doctor.

182. The method of claim **180**, wherein the real-time information includes one or more of the following:

- a warning of hypoglycemia;
- a warning of hyperglycemia;
- a suggestion to reduce insulin delivery; and
- a suggestion to reject or reduce pre-meal or correction boluses.

183. The method of claim **125**, further comprising an insulin injector for injecting insulin based on the output of the one or more safety modules.

* * * * *

专利名称(译)	系统协调器和模块化架构，用于糖尿病的开环和闭环控制		
公开(公告)号	US20120078067A1	公开(公告)日	2012-03-29
申请号	US13/322943	申请日	2010-05-28
[标]申请(专利权)人(译)	弗吉尼亚大学专利基金会		
申请(专利权)人(译)	VIRGINIA专利大学基金会		
当前申请(专利权)人(译)	VIRGINIA专利大学基金会		
[标]发明人	KOVATCHEV BORIS P PATEK STEPHEN D BRETON MARC D		
发明人	KOVATCHEV, BORIS P. PATEK, STEPHEN D. BRETON, MARC D.		
IPC分类号	A61B5/00 G09B19/00 A61B5/145		
CPC分类号	G06F19/3437 G06F19/3481 G06F19/3475 G06F19/3456 G16H20/17 G16H20/30 G16H20/60 G16H50/20 G16H50/50 A61B5/14532 A61B5/7275		
优先权	61/182454 2009-05-29 US		
其他公开文献	US10420489		
外部链接	Espacenet USPTO		

摘要(译)

用于糖尿病控制系统的结构，方法和计算机程序产品提供但不限于以下：糖尿病的开环或闭环控制，其适应个体生理特征和每个人的行为特征。该适应的示例性方面是生物系统（患者或受试者）观察和模块控制。因此，建立的是模块化系统的基本架构和主要组件，其可包括患者行为和代谢状态的算法观察器，以及负责基础速率，胰岛素推注和低血糖预防的相互作用控制模块。

