



US009226701B2

(12) **United States Patent**
Sloan et al.

(10) **Patent No.:** **US 9,226,701 B2**
(45) **Date of Patent:** **Jan. 5, 2016**

(54) **ERROR DETECTION IN CRITICAL REPEATING DATA IN A WIRELESS SENSOR SYSTEM**

A61B 5/0002; A61B 5/14532; A61B 5/00;
A61B 5/14865; A61B 5/1495; A61B 5/1486;
A61B 5/0031; A61B 5/14; G06F 11/1629;
G06F 11/10; G06F 7/20; G06F 7/06; G06F
11/1608; G06F 11/167; G06F 2207/271;
H04W 28/04

(75) Inventors: **Mark Kent Sloan**, Redwood City, CA (US); **Martin J. Fennell**, Concord, CA (US)

USPC 714/714, 723, 758, 776, 799, 819, 820,
714/821, 822, 824, 706; 600/345, 347, 365,
600/309, 316, 319; 340/540, 500
See application file for complete search history.

(73) Assignee: **Abbott Diabetes Care Inc.**, Alameda, CA (US)

(*) Notice: Subject to any disclaimer, the term of this patent is extended or adjusted under 35 U.S.C. 154(b) by 1540 days.

(56) **References Cited**

U.S. PATENT DOCUMENTS

(21) Appl. No.: **12/769,633**

2,755,036 A 7/1956 Mikko
3,260,656 A 7/1966 Ross, Jr.

(22) Filed: **Apr. 28, 2010**

(Continued)

(65) **Prior Publication Data**

FOREIGN PATENT DOCUMENTS

US 2010/0275108 A1 Oct. 28, 2010

DE 4234553 1/1995
EP 0010375 4/1980

Related U.S. Application Data

(Continued)

(60) Provisional application No. 61/173,594, filed on Apr. 28, 2009.

OTHER PUBLICATIONS

(51) **Int. Cl.**
A61B 5/00 (2006.01)
A61B 5/145 (2006.01)
G06F 11/10 (2006.01)

PCT Application No. PCT/US2010/032860, International Preliminary Report on Patentability and Written Opinion of the International Searching Authority mailed Nov. 10, 2011.

(Continued)

(Continued)

(52) **U.S. Cl.**
CPC **A61B 5/14532** (2013.01); **A61B 5/0002** (2013.01); **A61B 5/14** (2013.01); **G06F 11/10** (2013.01); **G06F 11/1008** (2013.01); **G06F 11/1076** (2013.01); **H04L 1/0045** (2013.01); **H04L 1/0061** (2013.01); **H04L 1/24** (2013.01); **H04L 67/12** (2013.01)

Primary Examiner — Albert Decady
Assistant Examiner — Osman Alshack

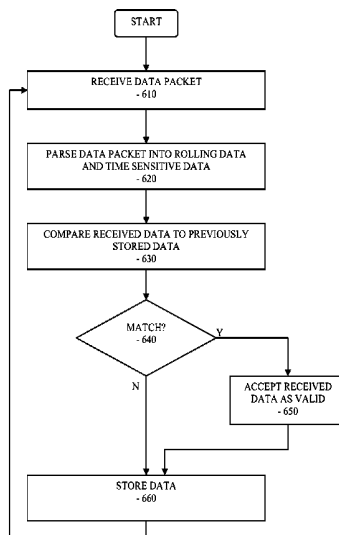
(74) *Attorney, Agent, or Firm* — Jackson & Co., LLP

(57) **ABSTRACT**

Provided are methods, systems, and apparatus for error detection of bits of a data packet received at a receiver unit by detecting corrupted data bits.

(58) **Field of Classification Search**
CPC H04L 1/24; H04L 1/0057; H04L 1/0061; H04L 1/0041; H04L 1/0083; H04L 1/0072;

29 Claims, 8 Drawing Sheets



(56)

References Cited

U.S. PATENT DOCUMENTS

4,815,469 A	3/1989	Cohen et al.	5,037,527 A	8/1991	Hayashi et al.
4,820,399 A	4/1989	Senda et al.	5,049,487 A	9/1991	Phillips et al.
4,822,337 A	4/1989	Newhouse et al.	5,050,612 A	9/1991	Matsumura
4,830,959 A	5/1989	McNeil et al.	5,051,688 A	9/1991	Murase et al.
4,832,797 A	5/1989	Vadgama et al.	5,055,171 A	10/1991	Peck
4,835,372 A	5/1989	Gombrich et al.	5,058,592 A	10/1991	Whisler
RE32,947 E	6/1989	Dormer et al.	5,061,941 A	10/1991	Lizzi et al.
4,837,049 A	6/1989	Byers et al.	5,063,081 A	11/1991	Cozzette et al.
4,840,893 A	6/1989	Hill et al.	5,068,536 A	11/1991	Rosenthal
RE32,974 E	7/1989	Porat et al.	5,070,535 A	12/1991	Hochmair et al.
4,844,076 A	7/1989	Lesho et al.	5,073,500 A	12/1991	Saito et al.
4,845,035 A	7/1989	Fanta et al.	5,077,476 A	12/1991	Rosenthal
4,847,785 A	7/1989	Stephens	5,078,854 A	1/1992	Burgess et al.
4,848,351 A	7/1989	Finch	5,082,550 A	1/1992	Rishpon et al.
4,854,322 A	8/1989	Ash et al.	5,082,786 A	1/1992	Nakamoto
4,856,340 A	8/1989	Garrison	5,084,828 A	1/1992	Kaufman et al.
4,857,713 A	8/1989	Brown	5,089,112 A	2/1992	Skotheim et al.
4,858,617 A	8/1989	Sanders	5,094,951 A	3/1992	Rosenberg
4,870,561 A	9/1989	Love et al.	5,095,904 A	3/1992	Seligman et al.
4,871,351 A	10/1989	Feingold	5,096,560 A	3/1992	Takai et al.
4,871,440 A	10/1989	Nagata et al.	5,096,836 A	3/1992	Macho et al.
4,874,499 A	10/1989	Smith et al.	5,097,834 A	3/1992	Skrabal
4,874,500 A	10/1989	Madou et al.	5,101,814 A	4/1992	Palti
4,890,620 A	1/1990	Gough	5,106,365 A	4/1992	Hernandez
4,890,621 A	1/1990	Hakky	5,108,564 A	4/1992	Szuminsky et al.
4,894,137 A	1/1990	Takizawa et al.	5,108,564 A	4/1992	Szuminsky et al.
4,897,162 A	1/1990	Lewandowski et al.	5,109,850 A	5/1992	Blanco et al.
4,897,173 A	1/1990	Nankai et al.	5,111,539 A	5/1992	Hiruta et al.
4,899,839 A	2/1990	Dessertine et al.	5,111,818 A	5/1992	Suzuji et al.
4,909,908 A	3/1990	Ross et al.	5,112,455 A *	5/1992	Cozzette et al. 205/778
4,911,794 A	3/1990	Parce et al.	5,114,678 A	5/1992	Crawford et al.
4,917,800 A	4/1990	Lonsdale et al.	5,120,420 A	6/1992	Nankai et al.
4,919,141 A	4/1990	Zier et al.	5,120,421 A	6/1992	Glass et al.
4,919,767 A	4/1990	Vadgama et al.	5,122,925 A	6/1992	Inpyin
4,920,969 A	5/1990	Suzuki	5,124,661 A	6/1992	Zellin et al.
4,920,977 A	5/1990	Haynes	5,126,034 A	6/1992	Carter et al.
4,923,586 A	5/1990	Katayama et al.	5,126,247 A	6/1992	Palmer et al.
4,925,268 A	5/1990	Iyer et al.	5,130,009 A	7/1992	Marsoner et al.
4,927,516 A	5/1990	Yamaguchi et al.	5,133,856 A	7/1992	Yamaguchi et al.
4,931,795 A	6/1990	Gord	5,134,391 A	7/1992	Okada
4,934,369 A	6/1990	Maxwell	5,135,003 A	8/1992	Souma
4,935,105 A	6/1990	Churthouse	5,135,004 A	8/1992	Adams et al.
4,935,345 A	6/1990	Guilbeau et al.	5,139,023 A	8/1992	Stanley et al.
4,936,956 A	6/1990	Wrighton	5,140,393 A	8/1992	Hijikihigawa et al.
4,938,860 A	7/1990	Wogoman	5,141,868 A	8/1992	Shanks et al.
4,942,127 A	7/1990	Wada et al.	5,161,532 A	11/1992	Joseph
4,944,299 A	7/1990	Silvian	5,165,407 A	11/1992	Wilson et al.
4,945,045 A	7/1990	Forrest et al.	5,168,046 A	12/1992	Hamamoto et al.
4,950,378 A	8/1990	Nagata	5,174,291 A	12/1992	Schoonen et al.
4,953,552 A	9/1990	DeMarzo	5,176,644 A	1/1993	Srisathapat et al.
4,954,129 A	9/1990	Giuliani et al.	5,176,662 A	1/1993	Bartholomew et al.
4,957,115 A	9/1990	Selker	5,182,707 A	1/1993	Cooper et al.
4,958,632 A	9/1990	Duggan	5,184,359 A	2/1993	Tsukamura et al.
4,968,400 A	11/1990	Shimomura et al.	5,185,256 A	2/1993	Nankai et al.
4,969,468 A	11/1990	Byers et al.	5,190,041 A	3/1993	Palti
4,970,145 A	11/1990	Bennetto et al.	5,192,415 A	3/1993	Yoshioka et al.
4,974,929 A	12/1990	Curry	5,192,416 A	3/1993	Wang et al.
4,979,509 A	12/1990	Hakky	5,193,539 A	3/1993	Schulman et al.
4,986,271 A	1/1991	Wilkins	5,193,540 A	3/1993	Schulman et al.
4,990,845 A	2/1991	Gord	5,197,322 A	3/1993	Indravudh
4,991,582 A	2/1991	Byers et al.	5,198,367 A	3/1993	Aizawa et al.
4,994,068 A	2/1991	Hufnagie	5,200,051 A	4/1993	Cozzette et al.
4,994,167 A	2/1991	Shults et al.	5,202,261 A	4/1993	Musho et al.
4,995,402 A	2/1991	Smith et al.	5,205,920 A	4/1993	Oyama et al.
5,000,180 A	3/1991	Kuypers et al.	5,206,145 A	4/1993	Cattell
5,001,054 A	3/1991	Wagner	5,208,154 A	5/1993	Weaver et al.
5,002,054 A	3/1991	Ash et al.	5,209,229 A	5/1993	Gilli
5,007,427 A	4/1991	Suzuki et al.	5,215,887 A	6/1993	Saito
5,016,172 A	5/1991	Dessertine	5,216,597 A	6/1993	Beckers
5,016,201 A	5/1991	Bryan et al.	5,217,442 A	6/1993	Davis
5,019,974 A	5/1991	Beckers	5,217,595 A	6/1993	Smith et al.
5,034,192 A	7/1991	Wrighton et al.	5,227,042 A	7/1993	Zawodzinski et al.
5,035,860 A	7/1991	Kleingeld et al.	5,229,282 A	7/1993	Yoshioka et al.
5,036,860 A	8/1991	Leigh et al.	5,236,143 A	8/1993	Dragon
5,036,861 A	8/1991	Sembrowich et al.	5,237,993 A	8/1993	Skrabal
			5,245,314 A	9/1993	Kah et al.
			5,246,867 A	9/1993	Lakowicz et al.
			5,250,439 A	10/1993	Musho et al.
			5,251,126 A	10/1993	Kahn et al.
			5,257,971 A	11/1993	Lord et al.

(56)

References Cited

U.S. PATENT DOCUMENTS

5,257,980 A	11/1993	Van Antwerp et al.	5,410,326 A	4/1995	Goldstein
5,261,401 A	11/1993	Baker et al.	5,410,471 A	4/1995	Alyfuku et al.
5,262,035 A	11/1993	Gregg et al.	5,410,474 A	4/1995	Fox
5,262,305 A	11/1993	Heller et al.	5,411,647 A	5/1995	Johnson et al.
5,264,103 A	11/1993	Yoshioka et al.	5,413,690 A	5/1995	Kost et al.
5,264,104 A	11/1993	Gregg et al.	5,422,246 A	6/1995	Koopal et al.
5,264,105 A	11/1993	Gregg et al.	5,425,868 A	6/1995	Pedersen
5,264,106 A	11/1993	McAleer et al.	5,429,602 A	7/1995	Hauser
5,265,888 A	11/1993	Yamamoto et al.	5,431,160 A	7/1995	Wilkins
5,266,179 A	11/1993	Nankai et al.	5,431,691 A	7/1995	Snell et al.
5,269,212 A	12/1993	Peters et al.	5,431,921 A	7/1995	Thombre
5,271,815 A	12/1993	Wong	5,433,710 A	7/1995	Van Antwerp et al.
5,272,060 A	12/1993	Hamamoto et al.	5,437,973 A	8/1995	Vadgama et al.
5,275,159 A	1/1994	Griebel	5,437,999 A	8/1995	Diebold et al.
5,278,079 A	1/1994	Gubinski et al.	5,438,271 A	8/1995	White et al.
5,279,294 A	1/1994	Anderson et al.	5,438,983 A	8/1995	Falcone
5,282,950 A	2/1994	Dietze et al.	5,445,611 A	8/1995	Eppstein et al.
5,284,156 A	2/1994	Schramm et al.	5,445,920 A	8/1995	Saito
5,285,792 A	2/1994	Sjoquist et al.	5,456,692 A	10/1995	Smith, Jr. et al.
5,286,362 A	2/1994	Hoenes et al.	5,456,940 A	10/1995	Funderburk
5,286,364 A	2/1994	Yacynych et al.	5,458,140 A	10/1995	Eppstein et al.
5,288,636 A	2/1994	Pollmann et al.	5,460,618 A	10/1995	Harreld
5,289,497 A	2/1994	Jackobson et al.	5,462,051 A	10/1995	Oka et al.
5,291,887 A	3/1994	Stanley et al.	5,462,525 A	10/1995	Srisathapat et al.
5,293,546 A	3/1994	Tadros et al.	5,462,645 A	10/1995	Albery et al.
5,293,877 A	3/1994	O'Hara et al.	5,466,218 A	11/1995	Srisathapat et al.
5,299,571 A	4/1994	Mastrototaro	5,467,778 A	11/1995	Catt et al.
5,304,468 A	4/1994	Phillips et al.	5,469,846 A	11/1995	Khan
5,307,263 A	4/1994	Brown	5,472,317 A	12/1995	Field et al.
5,309,919 A	5/1994	Snell et al.	5,476,460 A	12/1995	Montalvo
5,310,885 A	5/1994	Maier et al.	5,477,855 A	12/1995	Schindler et al.
5,320,098 A	6/1994	Davidson	5,482,473 A	1/1996	Lord et al.
5,320,725 A	6/1994	Gregg et al.	5,484,404 A	1/1996	Schulman et al.
5,322,063 A	6/1994	Allen et al.	5,487,751 A	1/1996	Radons et al.
5,324,303 A	6/1994	Strong et al.	5,491,474 A	2/1996	Suni et al.
5,324,316 A	6/1994	Schulman et al.	5,494,562 A	2/1996	Maley et al.
5,326,449 A	7/1994	Cunningham	5,496,453 A	3/1996	Uenoyama et al.
5,333,615 A	8/1994	Craelius et al.	5,497,772 A	3/1996	Schulman et al.
5,337,258 A	8/1994	Dennis	5,499,243 A	3/1996	Hall
5,337,747 A	8/1994	Neftei	5,501,956 A	3/1996	Wada et al.
5,340,722 A	8/1994	Wolfbeis et al.	5,505,709 A	4/1996	Funderburk
5,342,408 A	8/1994	deCoriolis et al.	5,505,713 A	4/1996	Van Antwerp et al.
5,342,789 A	8/1994	Chick et al.	5,507,288 A	4/1996	Bocker et al.
5,352,348 A	10/1994	Young et al.	5,508,171 A	4/1996	Walling et al.
5,356,348 A	10/1994	Bellio et al.	5,509,410 A	4/1996	Hill et al.
5,356,786 A	10/1994	Heller et al.	5,514,103 A	5/1996	Srisathapat et al.
5,358,135 A	10/1994	Robbins et al.	5,514,253 A	5/1996	Davis et al.
5,358,514 A	10/1994	Schulman et al.	5,514,718 A	5/1996	Lewis et al.
5,360,404 A	11/1994	Novacek et al.	5,518,006 A	5/1996	Mawhirt et al.
5,364,797 A	11/1994	Olson et al.	5,520,787 A	5/1996	Hanagan et al.
5,366,609 A	11/1994	White et al.	5,522,865 A	6/1996	Schulman et al.
5,368,028 A	11/1994	Palti	5,525,511 A	6/1996	D'Costa
5,370,622 A	12/1994	Livingston et al.	5,526,120 A	6/1996	Jina et al.
5,371,687 A	12/1994	Holmes, II et al.	5,527,307 A	6/1996	Srisathapat et al.
5,371,734 A	12/1994	Fischer	5,529,676 A	6/1996	Maley et al.
5,371,787 A	12/1994	Hamilton	5,531,878 A	7/1996	Vadgama et al.
5,372,133 A	12/1994	Hogen Esch	5,532,686 A	7/1996	Urbas et al.
5,372,427 A	12/1994	Padovani et al.	5,538,511 A	7/1996	Van Antwerp et al.
5,376,070 A	12/1994	Purvis et al.	5,544,196 A	8/1996	Tiedemann, Jr. et al.
5,376,251 A	12/1994	Kaneko et al.	5,545,152 A	8/1996	Funderburk et al.
5,377,258 A	12/1994	Bro	5,545,191 A	8/1996	Mann et al.
5,378,628 A	1/1995	Gratzel et al.	5,549,113 A	8/1996	Halleck et al.
5,379,238 A	1/1995	Stark	5,549,115 A	8/1996	Morgan et al.
5,379,764 A	1/1995	Barnes et al.	5,552,027 A	9/1996	Birkle et al.
5,380,422 A	1/1995	Negishi et al.	5,554,166 A	9/1996	Lange et al.
5,382,346 A	1/1995	Uenoyama et al.	5,556,524 A	9/1996	Albers
5,387,327 A	2/1995	Khan	5,560,357 A	10/1996	Faupei et al.
5,390,671 A	2/1995	Lord et al.	5,562,713 A	10/1996	Silvian
5,391,250 A	2/1995	Cheney, II et al.	5,565,085 A	10/1996	Ikeda et al.
5,393,903 A	2/1995	Gratzel et al.	5,567,302 A	10/1996	Song et al.
5,395,504 A	3/1995	Saurer et al.	5,568,806 A	10/1996	Cheney, II et al.
5,399,823 A	3/1995	McCusker	5,569,186 A	10/1996	Lord et al.
5,400,782 A	3/1995	Beaubiah	5,569,212 A	10/1996	Brown
5,400,794 A	3/1995	Gorman	5,573,647 A	11/1996	Maley et al.
5,408,999 A	4/1995	Singh et al.	5,575,895 A	11/1996	Ikeda et al.
			5,580,527 A	12/1996	Bell et al.
			5,580,794 A	12/1996	Allen
			5,581,206 A	12/1996	Chevallier et al.
			5,582,184 A	12/1996	Erickson et al.

(56)

References Cited

U.S. PATENT DOCUMENTS

5,582,697 A	12/1996	Ikeda et al.	5,749,907 A	5/1998	Mann
5,582,698 A	12/1996	Flaherty et al.	5,750,926 A	5/1998	Schulman et al.
5,584,813 A	12/1996	Livingston et al.	5,758,290 A	5/1998	Nealon et al.
5,586,553 A	12/1996	Halili et al.	5,770,028 A	6/1998	Maley et al.
5,589,326 A	12/1996	Deng et al.	5,771,001 A	6/1998	Cobb
5,593,852 A	1/1997	Heller et al.	5,771,890 A	6/1998	Tamada
5,594,906 A	1/1997	Holmes, II et al.	5,772,586 A	6/1998	Heinonen et al.
5,596,150 A	1/1997	Arndy et al.	5,777,060 A	7/1998	Van Antwerp
5,596,994 A	1/1997	Bro	5,779,665 A	7/1998	Mastrototaro et al.
5,600,301 A	2/1997	Robinson, III	5,781,024 A	7/1998	Blomberg et al.
5,601,435 A	2/1997	Quy	5,782,814 A	7/1998	Brown et al.
5,601,694 A	2/1997	Maley et al.	5,785,681 A	7/1998	Indravudh
5,605,152 A	2/1997	Slate et al.	5,786,439 A	7/1998	Van Antwerp et al.
5,609,575 A	3/1997	Larson et al.	5,786,584 A	7/1998	Button et al.
5,611,900 A	3/1997	Worden et al.	5,788,678 A	8/1998	Van Antwerp
5,615,135 A	3/1997	Waclawsky et al.	5,791,344 A	8/1998	Schulman et al.
5,615,671 A	4/1997	Schoonen et al.	5,792,117 A	8/1998	Brown
5,616,222 A	4/1997	Maley et al.	5,793,292 A	8/1998	Ivey
5,617,851 A	4/1997	Lipkovker	5,800,420 A	9/1998	Gross et al.
5,623,925 A	4/1997	Swenson et al.	5,804,047 A	9/1998	Karube et al.
5,623,933 A	4/1997	Amano et al.	5,804,048 A	9/1998	Wong et al.
5,628,309 A	5/1997	Brown	5,807,315 A	9/1998	Van Antwerp et al.
5,628,310 A	5/1997	Rao et al.	5,807,375 A	9/1998	Gross et al.
5,628,324 A	5/1997	Sarbach	5,814,599 A	9/1998	Mitragotri et al.
5,628,890 A	5/1997	Carter et al.	5,820,551 A	10/1998	Hill et al.
5,629,981 A	5/1997	Nerlikar	5,820,570 A	10/1998	Erickson et al.
5,634,468 A	6/1997	Platt et al.	5,820,622 A	10/1998	Gross et al.
5,637,095 A	6/1997	Nason et al.	5,822,715 A	10/1998	Worthington et al.
5,640,764 A	6/1997	Strojnik	5,825,488 A	10/1998	Kohl et al.
5,640,954 A	6/1997	Pfeiffer et al.	5,827,179 A	10/1998	Lichter et al.
5,643,212 A	7/1997	Coutre et al.	5,827,183 A	10/1998	Kurnik et al.
5,647,853 A	7/1997	Feldmann et al.	5,827,184 A	10/1998	Netherly et al.
5,650,062 A	7/1997	Ikeda et al.	5,828,943 A	10/1998	Brown
5,651,767 A	7/1997	Schulman et al.	5,830,064 A	11/1998	Bradish et al.
5,651,869 A	7/1997	Yoshioka et al.	5,830,341 A	11/1998	Gilmartin
5,653,239 A	8/1997	Pompei et al.	5,832,448 A	11/1998	Brown
5,659,454 A	8/1997	Vermesse	5,833,603 A	11/1998	Kovacs et al.
5,660,163 A	8/1997	Schulman et al.	5,834,224 A	11/1998	Ruger et al.
5,665,065 A	9/1997	Colman et al.	5,837,454 A	11/1998	Cozzette et al.
5,665,222 A	9/1997	Heller et al.	5,837,546 A	11/1998	Allen et al.
5,667,983 A	9/1997	Abel et al.	5,840,020 A	11/1998	Heinonen et al.
5,670,031 A	9/1997	Hintsche et al.	5,842,983 A	12/1998	Abel et al.
5,678,571 A	10/1997	Brown	5,843,140 A	12/1998	Strojnik
5,679,690 A	10/1997	Andre et al.	5,846,702 A	12/1998	Deng et al.
5,680,858 A	10/1997	Hansen et al.	5,846,744 A	12/1998	Athey et al.
5,682,233 A	10/1997	Brinda	5,851,197 A	12/1998	Marano et al.
5,686,717 A	11/1997	Knowles et al.	5,854,078 A	12/1998	Asher et al.
5,695,623 A	12/1997	Michel et al.	5,854,189 A	12/1998	Kruse et al.
5,695,949 A	12/1997	Galen et al.	5,856,758 A	1/1999	Joffe et al.
5,701,894 A	12/1997	Cherry et al.	5,857,967 A	1/1999	Frid et al.
5,704,922 A	1/1998	Brown	5,857,983 A	1/1999	Douglas et al.
5,707,502 A	1/1998	McCaffrey et al.	5,860,917 A	1/1999	Comanor et al.
5,708,247 A	1/1998	McAleer et al.	5,872,713 A	2/1999	Douglas et al.
5,710,630 A	1/1998	Essenpreis et al.	5,876,484 A	3/1999	Raskin et al.
5,711,001 A	1/1998	Bussan et al.	5,879,163 A	3/1999	Brown et al.
5,711,297 A	1/1998	Iliff et al.	5,879,311 A	3/1999	Duchon et al.
5,711,861 A	1/1998	Ward et al.	5,880,829 A	3/1999	Kauhaniemi et al.
5,711,862 A	1/1998	Sakoda et al.	5,882,494 A	3/1999	Van Antwerp
5,711,868 A	1/1998	Maley et al.	5,885,211 A	3/1999	Eppstein et al.
5,718,234 A	2/1998	Warden et al.	5,887,133 A	3/1999	Brown et al.
5,720,733 A	2/1998	Brown	5,891,049 A	4/1999	Cyrus et al.
5,720,862 A	2/1998	Hamamoto et al.	5,897,493 A	4/1999	Brown
5,721,783 A	2/1998	Anderson	5,898,025 A	4/1999	Burg et al.
5,722,397 A	3/1998	Eppstein	5,899,855 A	5/1999	Brown
5,724,030 A	3/1998	Urbas et al.	5,913,310 A	6/1999	Brown
5,726,646 A	3/1998	Bane et al.	5,917,346 A	6/1999	Gord
5,727,548 A	3/1998	Hill et al.	5,918,603 A	7/1999	Brown
5,730,124 A	3/1998	Yamauchi	5,925,021 A	7/1999	Castellano et al.
5,730,654 A	3/1998	Brown	5,931,791 A	8/1999	Saltzstein et al.
5,735,273 A	4/1998	Kurnik et al.	5,933,136 A	8/1999	Brown
5,735,285 A	4/1998	Albert et al.	5,935,099 A	8/1999	Petterson
5,741,211 A	4/1998	Renirie et al.	5,935,224 A	8/1999	Svancarek et al.
5,741,688 A	4/1998	Oxenboll et al.	5,939,609 A	8/1999	Knapp et al.
5,746,217 A	5/1998	Erickson et al.	5,940,801 A	8/1999	Brown
5,748,103 A	5/1998	Flach et al.	5,942,979 A	8/1999	Luppino
			5,945,345 A	8/1999	Blatt et al.
			5,947,921 A	9/1999	Johnson et al.
			5,948,512 A	9/1999	Kubota et al.
			5,950,632 A	9/1999	Reber et al.

(56)

References Cited

U.S. PATENT DOCUMENTS

5,951,300 A	9/1999	Brown	6,101,478 A	8/2000	Brown
5,951,485 A	9/1999	Cyrus et al.	6,103,033 A	8/2000	Say et al.
5,951,492 A	9/1999	Douglas et al.	6,106,780 A	8/2000	Douglas et al.
5,951,521 A	9/1999	Mastrototaro et al.	6,110,148 A	8/2000	Brown et al.
5,951,836 A	9/1999	McAleer et al.	6,110,152 A	8/2000	Kovelman
5,954,643 A	9/1999	Van Antwerp	6,113,578 A	9/2000	Brown
5,954,685 A	9/1999	Tierney	6,117,290 A	9/2000	Say et al.
5,954,700 A	9/1999	Kovelman	6,119,028 A	9/2000	Schulman et al.
5,956,501 A	9/1999	Brown	6,120,676 A	9/2000	Heller et al.
5,957,854 A	9/1999	Besson et al.	6,121,009 A	9/2000	Heller et al.
5,957,890 A	9/1999	Mann et al.	6,121,611 A	9/2000	Lindsay et al.
5,957,958 A	9/1999	Schulman et al.	6,122,351 A	9/2000	Schlueter, Jr. et al.
5,960,403 A	9/1999	Brown	6,125,978 A	10/2000	Ando et al.
5,961,451 A	10/1999	Reber et al.	6,130,623 A	10/2000	MacLellan et al.
5,964,993 A	10/1999	Blubaugh, Jr. et al.	6,134,461 A	10/2000	Say et al.
5,965,380 A	10/1999	Heller et al.	6,134,504 A	10/2000	Douglas et al.
5,968,839 A	10/1999	Blatt et al.	6,139,718 A	10/2000	Kurnik et al.
5,971,922 A	10/1999	Arita et al.	6,141,573 A	10/2000	Kurnik et al.
5,971,941 A	10/1999	Simons et al.	6,142,939 A	11/2000	Eppstein et al.
5,974,124 A	10/1999	Schlueter, Jr. et al.	6,143,164 A	11/2000	Heller et al.
5,977,476 A	11/1999	Guha et al.	6,144,837 A	11/2000	Quy
5,981,294 A	11/1999	Blatt et al.	6,144,869 A	11/2000	Berner et al.
5,989,409 A	11/1999	Kurnik et al.	6,144,871 A	11/2000	Saito et al.
5,994,476 A	11/1999	Shin et al.	6,144,922 A	11/2000	Douglas et al.
5,995,860 A	11/1999	Sun et al.	6,148,094 A	11/2000	Kinsella
5,997,476 A	12/1999	Brown	6,150,128 A	11/2000	Uretsky
5,999,848 A	12/1999	Gord et al.	6,151,586 A	11/2000	Brown
5,999,849 A	12/1999	Gord et al.	6,153,062 A	11/2000	Saito et al.
6,001,067 A	12/1999	Shults et al.	6,153,069 A	11/2000	Pottgen et al.
6,002,954 A	12/1999	Van Antwerp et al.	6,159,147 A	12/2000	Lichter et al.
6,002,961 A	12/1999	Mitragotri et al.	6,161,095 A	12/2000	Brown
6,004,441 A	12/1999	Fujiwara et al.	6,162,611 A	12/2000	Heller et al.
6,011,984 A	1/2000	Van Antwerp et al.	6,162,639 A	12/2000	Douglas
6,014,577 A	1/2000	Henning et al.	6,164,284 A	12/2000	Schulman et al.
6,018,678 A	1/2000	Mitragotri et al.	6,167,362 A	12/2000	Brown et al.
6,023,629 A	2/2000	Tamada	6,168,563 B1	1/2001	Brown
6,024,699 A	2/2000	Surwit et al.	6,170,318 B1	1/2001	Lewis
6,026,320 A	2/2000	Carlson et al.	6,175,752 B1 *	1/2001	Say et al. 600/345
6,027,459 A	2/2000	Shain et al.	6,180,416 B1	1/2001	Kurnik et al.
6,027,692 A	2/2000	Galen et al.	6,186,145 B1	2/2001	Brown
6,028,413 A	2/2000	Brockmann	6,192,891 B1	2/2001	Gravel et al.
6,032,059 A	2/2000	Henning et al.	6,193,873 B1	2/2001	Ohara et al.
6,032,199 A	2/2000	Lim et al.	6,196,970 B1	3/2001	Brown
6,033,866 A	3/2000	Guo et al.	6,198,957 B1	3/2001	Green
6,035,237 A	3/2000	Schulman et al.	6,200,265 B1	3/2001	Walsh et al.
6,040,194 A	3/2000	Chick et al.	6,201,979 B1	3/2001	Kurnik et al.
6,041,253 A	3/2000	Kost et al.	6,201,980 B1	3/2001	Darrow et al.
6,043,437 A	3/2000	Schulman et al.	6,203,495 B1	3/2001	Bardy et al.
6,049,727 A	4/2000	Crothall	6,206,841 B1	3/2001	Cunningham et al.
6,052,565 A	4/2000	Ishikura et al.	6,207,400 B1	3/2001	Kwon
6,055,316 A *	4/2000	Perlman et al. 380/262	6,208,894 B1	3/2001	Schulman et al.
6,056,718 A	5/2000	Funderburk et al.	6,210,272 B1	4/2001	Brown
6,063,459 A	5/2000	Velte	6,210,976 B1	4/2001	Sabbadini
6,066,243 A	5/2000	Anderson et al.	6,212,416 B1	4/2001	Ward et al.
6,066,448 A	5/2000	Wohlstadter et al.	6,219,565 B1	4/2001	Cupp et al.
6,067,474 A	5/2000	Schulman et al.	6,219,574 B1	4/2001	Cormier et al.
6,068,615 A	5/2000	Brown et al.	6,224,745 B1	5/2001	Baltruschat
6,071,249 A	6/2000	Cunningham et al.	6,232,130 B1	5/2001	Wolf
6,071,251 A	6/2000	Cunningham et al.	6,232,370 B1	5/2001	Kubota et al.
6,071,294 A	6/2000	Simons et al.	6,233,471 B1	5/2001	Berner et al.
6,071,391 A	6/2000	Gotoh et al.	6,233,539 B1	5/2001	Brown
6,073,031 A	6/2000	Helstab et al.	6,239,925 B1	5/2001	Ardrey et al.
6,081,736 A	6/2000	Colvin et al.	6,241,862 B1	6/2001	McAleer et al.
6,083,710 A	7/2000	Heller et al.	6,246,330 B1	6/2001	Nielsen
6,088,608 A	7/2000	Schulman et al.	6,246,992 B1	6/2001	Brown
6,091,975 A	7/2000	Daddona et al.	6,248,065 B1	6/2001	Brown
6,091,976 A	7/2000	Pfeiffer et al.	6,248,067 B1	6/2001	Causey, III et al.
6,091,987 A	7/2000	Thompson	6,248,093 B1	6/2001	Moberg
6,093,156 A	7/2000	Cunningham et al.	6,251,260 B1	6/2001	Heller et al.
6,093,167 A	7/2000	Houben et al.	6,252,032 B1	6/2001	Van Antwerp et al.
6,093,172 A	7/2000	Funderburk et al.	6,253,804 B1	7/2001	Safabash
6,096,364 A	8/2000	Bok et al.	6,254,586 B1	7/2001	Mann et al.
6,097,480 A	8/2000	Kaplan	6,256,643 B1	7/2001	Cork et al.
6,097,831 A	8/2000	Wieck et al.	6,259,587 B1	7/2001	Sheldon et al.
6,099,484 A	8/2000	Douglas et al.	6,259,937 B1	7/2001	Schulman et al.
			6,260,022 B1	7/2001	Brown
			6,266,645 B1	7/2001	Simpson
			6,267,724 B1	7/2001	Taylor
			6,268,161 B1	7/2001	Han et al.

(56)

References Cited

U.S. PATENT DOCUMENTS

6,270,445	B1	8/2001	Dean, Jr. et al.	6,464,848	B1	10/2002	Matsumoto
6,270,455	B1	8/2001	Brown	6,466,810	B1	10/2002	Ward et al.
6,272,364	B1	8/2001	Kurnik	6,468,222	B1	10/2002	Mault et al.
6,275,717	B1	8/2001	Gross et al.	6,471,689	B1	10/2002	Joseph et al.
6,280,416	B1	8/2001	Van Antwerp et al.	6,472,122	B1	10/2002	Schulman et al.
6,280,587	B1	8/2001	Matsumoto	6,475,750	B1	11/2002	Han et al.
6,281,006	B1	8/2001	Heller et al.	6,477,395	B2	11/2002	Schulman et al.
6,283,943	B1	9/2001	Dy et al.	6,478,736	B1	11/2002	Mault
6,284,126	B1	9/2001	Kurnik et al.	6,480,730	B2	11/2002	Darrow et al.
6,284,478	B1	9/2001	Heller et al.	6,480,744	B2	11/2002	Ferek-Petric
6,291,200	B1	9/2001	LeJeune et al.	6,482,156	B2	11/2002	Iliff
6,293,925	B1	9/2001	Safabash et al.	6,482,158	B2	11/2002	Mault
6,294,281	B1	9/2001	Heller	6,482,604	B2	11/2002	Kwon
6,294,997	B1	9/2001	Paratore et al.	6,484,045	B1	11/2002	Holker et al.
6,295,463	B1	9/2001	Stenzler	6,484,046	B1	11/2002	Say et al.
6,295,506	B1	9/2001	Heinonen et al.	6,485,138	B1	11/2002	Kubota et al.
6,298,254	B2	10/2001	Tamada	6,493,069	B1	12/2002	Nagashimada et al.
6,299,347	B1	10/2001	Pompei	6,494,830	B1	12/2002	Wessel
6,299,578	B1	10/2001	Kurnik et al.	6,496,728	B2	12/2002	Li et al.
6,299,757	B1	10/2001	Feldman et al.	6,496,729	B2	12/2002	Thompson
6,301,499	B1	10/2001	Carlson et al.	6,497,655	B1	12/2002	Linberg et al.
6,304,766	B1	10/2001	Colvin, Jr. et al.	6,505,059	B1	1/2003	Kollias et al.
6,306,104	B1	10/2001	Cunningham et al.	6,505,121	B1	1/2003	Russell
6,307,867	B1	10/2001	Roobol et al.	6,512,939	B1	1/2003	Colvin et al.
6,309,351	B1	10/2001	Kurnik et al.	6,513,532	B2	2/2003	Mault et al.
6,309,884	B1	10/2001	Cooper et al.	6,514,718	B2	2/2003	Heller et al.
6,313,749	B1	11/2001	Horne et al.	6,515,593	B1	2/2003	Stark et al.
6,314,317	B1	11/2001	Willis	6,520,326	B2	2/2003	McIvor et al.
6,315,721	B2	11/2001	Schulman et al.	6,529,755	B2	3/2003	Kurnik et al.
6,319,540	B1	11/2001	Van Antwerp et al.	6,529,772	B2	3/2003	Carlson et al.
6,326,160	B1	12/2001	Dunn et al.	6,530,915	B1	3/2003	Eppstein et al.
6,329,161	B1	12/2001	Heller et al.	6,534,322	B1	3/2003	Sabbadini
6,329,929	B1	12/2001	Weijand et al.	6,534,323	B1	3/2003	Sabbadini
6,330,426	B2	12/2001	Brown et al.	6,535,753	B1	3/2003	Raskas
6,330,464	B1	12/2001	Colvin, Jr. et al.	6,537,243	B1	3/2003	Henning et al.
6,331,518	B2	12/2001	Hemm et al.	6,540,675	B2	4/2003	Aceti et al.
6,334,778	B1	1/2002	Brown	6,541,266	B2	4/2003	Modzelweskei et al.
6,336,900	B1	1/2002	Alleckson et al.	6,544,212	B2	4/2003	Galley et al.
6,338,790	B1	1/2002	Feldman et al.	6,546,268	B1	4/2003	Ishikawa et al.
6,340,421	B1	1/2002	Vachon et al.	6,546,269	B1	4/2003	Kurnik
6,341,232	B1	1/2002	Conn et al.	6,549,796	B2	4/2003	Sohrab
6,356,776	B1	3/2002	Berner et al.	6,551,276	B1	4/2003	Mann et al.
6,359,270	B1	3/2002	Bridson	6,551,494	B1	4/2003	Heller et al.
6,359,594	B1	3/2002	Junod	6,553,244	B2	4/2003	Lesho et al.
6,360,888	B1	3/2002	McIvor et al.	6,554,798	B1	4/2003	Mann et al.
6,366,793	B1	4/2002	Bell et al.	6,558,320	B1	5/2003	Causey, III et al.
6,366,794	B1	4/2002	Moussy et al.	6,558,321	B1	5/2003	Burd et al.
6,368,141	B1	4/2002	Van Antwerp et al.	6,558,351	B1	5/2003	Steil et al.
6,368,274	B1	4/2002	Van Antwerp et al.	6,560,471	B1	5/2003	Heller et al.
6,370,410	B2	4/2002	Kurnik et al.	6,561,975	B1	5/2003	Pool et al.
6,377,828	B1	4/2002	Chaiken et al.	6,561,978	B1	5/2003	Conn et al.
6,379,301	B1	4/2002	Worthington et al.	6,562,001	B2 *	5/2003	Lebel et al. 604/65
6,383,767	B1	5/2002	Polak	6,564,105	B2	5/2003	Starkweather et al.
6,385,473	B1	5/2002	Haines et al.	6,564,807	B1	5/2003	Schulman et al.
6,387,048	B1	5/2002	Schulman et al.	6,565,509	B1	5/2003	Say et al.
6,391,643	B1	5/2002	Chen et al.	6,571,128	B2	5/2003	Lebel et al.
6,393,318	B1	5/2002	Conn et al.	6,571,200	B1	5/2003	Mault
6,398,562	B1	6/2002	Butler et al.	6,572,545	B2	6/2003	Knobbe et al.
6,400,974	B1	6/2002	Lesho	6,574,510	B2	6/2003	Von Arx et al.
6,405,066	B1	6/2002	Essenpreis et al.	6,576,101	B1	6/2003	Heller et al.
6,413,393	B1	7/2002	Van Antwerp et al.	6,576,117	B1	6/2003	Iketaki et al.
6,416,471	B1	7/2002	Kumar et al.	6,577,899	B2	6/2003	Lebel et al.
6,418,332	B1	7/2002	Mastrototaro et al.	6,579,231	B1	6/2003	Phipps
6,418,346	B1	7/2002	Nelson et al.	6,579,498	B1	6/2003	Eglise
6,424,847	B1	7/2002	Mastrototaro et al.	6,579,690	B1	6/2003	Bonnecaze et al.
6,427,088	B1	7/2002	Bowman, IV et al.	6,580,364	B1 *	6/2003	Munch et al. 340/447
6,434,409	B1	8/2002	Pfeiffer et al.	6,584,335	B1	6/2003	Haar et al.
6,438,414	B1	8/2002	Conn et al.	6,585,644	B2	7/2003	Lebel et al.
6,440,068	B1	8/2002	Brown et al.	6,587,705	B1	7/2003	Kim et al.
6,442,637	B1	8/2002	Hawkins et al.	6,591,125	B1	7/2003	Buse et al.
6,442,672	B1	8/2002	Ganapathy	6,591,126	B2	7/2003	Roeper et al.
6,443,942	B2	9/2002	Van Antwerp et al.	6,594,514	B2	7/2003	Berner et al.
6,449,255	B1	9/2002	Waclawsky et al.	6,595,919	B2	7/2003	Berner et al.
6,454,710	B1	9/2002	Ballerstadt et al.	6,595,929	B2	7/2003	Stivoric et al.
6,462,162	B2	10/2002	Van Antwerp et al.	6,602,678	B2	8/2003	Kwon et al.
				6,602,909	B1	8/2003	Jarowski
				6,605,200	B1	8/2003	Mao et al.
				6,605,201	B1	8/2003	Mao et al.
				6,607,509	B2	8/2003	Bobroff et al.

(56)

References Cited

U.S. PATENT DOCUMENTS

6,608,562	B1	8/2003	Kimura et al.	6,790,178	B1	9/2004	Mault et al.
6,610,012	B2	8/2003	Mault	6,794,195	B2	9/2004	Colvin, Jr.
6,611,206	B2	8/2003	Eshelman et al.	6,800,451	B2	10/2004	Daniloff et al.
6,612,306	B1	9/2003	Mault	6,804,544	B2	10/2004	Van Antwerp et al.
6,615,078	B1	9/2003	Burson et al.	6,804,558	B2	10/2004	Haller et al.
6,616,613	B1	9/2003	Goodman	6,809,507	B2	10/2004	Morgan et al.
6,618,603	B2	9/2003	Varalli et al.	6,809,653	B1	10/2004	Mann et al.
6,620,106	B2	9/2003	Mault	6,810,290	B2	10/2004	Lebel et al.
6,627,058	B1	9/2003	Chan	6,810,309	B2	10/2004	Sadler et al.
6,627,154	B1	9/2003	Goodman et al.	6,811,533	B2	11/2004	Lebel et al.
6,629,934	B2	10/2003	Mault et al.	6,811,534	B2	11/2004	Bowman, IV et al.
6,633,772	B2	10/2003	Ford et al.	6,811,659	B2	11/2004	Vachon
6,635,014	B2	10/2003	Starkweather et al.	6,812,031	B1	11/2004	Carlsson
6,635,167	B1	10/2003	Batman et al.	6,813,519	B2	11/2004	Lebel et al.
6,641,533	B2	11/2003	Causey, III et al.	6,816,742	B2	11/2004	Kim et al.
6,642,015	B2	11/2003	Vachon et al.	6,835,553	B2	12/2004	Han et al.
6,645,142	B2	11/2003	Braig et al.	RE38,681	E	1/2005	Kurnik et al.
6,645,368	B1	11/2003	Beaty et al.	6,840,912	B2	1/2005	Kloepfer et al.
6,648,821	B2	11/2003	Lebel et al.	6,844,023	B2	1/2005	Schulman et al.
6,653,091	B1	11/2003	Dunn et al.	6,849,237	B2	2/2005	Housefield et al.
6,654,625	B1	11/2003	Say et al.	6,850,790	B2	2/2005	Berner et al.
6,656,114	B1	12/2003	Poulson et al.	6,852,104	B2	2/2005	Blomquist
6,658,396	B1	12/2003	Tang et al.	6,852,500	B1	2/2005	Hoss et al.
6,659,948	B2	12/2003	Lebel et al.	6,852,694	B2	2/2005	Van Antwerp et al.
6,668,196	B1	12/2003	Villegas et al.	6,853,854	B1	2/2005	Proniewicz et al.
6,671,554	B2	12/2003	Gibson et al.	6,856,928	B2	2/2005	Harmon
6,673,625	B2	1/2004	Satcher, Jr. et al.	6,858,403	B2	2/2005	Han et al.
6,682,938	B1	1/2004	Satcher, Jr. et al.	6,862,465	B2	3/2005	Shults et al.
6,683,040	B2	1/2004	Bragulla et al.	6,862,466	B2	3/2005	Ackerman
6,687,522	B2	2/2004	Tamada	6,872,200	B2	3/2005	Mann et al.
6,687,546	B2	2/2004	Lebel et al.	6,873,268	B2	3/2005	Lebel et al.
6,689,056	B1	2/2004	Kilcoyne et al.	6,878,112	B2	4/2005	Linberg et al.
6,690,276	B1	2/2004	Marino	6,881,551	B2	4/2005	Heller et al.
6,692,446	B2	2/2004	Hoek	6,882,940	B2	4/2005	Potts et al.
6,693,069	B2	2/2004	Korber et al.	6,885,883	B2	4/2005	Parris et al.
6,694,158	B2	2/2004	Polak	6,889,331	B2	5/2005	Soerensen et al.
6,694,191	B2	2/2004	Starkweather et al.	6,892,085	B2	5/2005	McIvor et al.
6,695,860	B1	2/2004	Ward et al.	6,895,263	B2	5/2005	Shin et al.
6,698,269	B2	3/2004	Baber et al.	6,895,265	B2	5/2005	Silver
6,701,270	B1	3/2004	Miller et al.	6,899,683	B2	5/2005	Mault et al.
6,702,857	B2	3/2004	Brauker et al.	6,899,684	B2	5/2005	Mault et al.
6,704,587	B1	3/2004	Kumar et al.	6,902,207	B2	6/2005	Lickliter
6,708,057	B2	3/2004	Morganroth	6,902,905	B2	6/2005	Burson et al.
6,711,423	B2	3/2004	Colvin, Jr.	6,904,301	B2	6/2005	Raskas
6,723,046	B2	4/2004	Lichtenstein et al.	6,907,127	B1	6/2005	Kravitz et al.
6,728,560	B2	4/2004	Kollias et al.	6,915,147	B2	7/2005	Lebel et al.
6,731,976	B2	5/2004	Penn et al.	6,918,874	B1	7/2005	Hatch et al.
6,733,446	B2	5/2004	Lebel et al.	6,922,578	B2	7/2005	Eppstein et al.
6,734,162	B2	5/2004	Van Antwerp et al.	RE38,775	E	8/2005	Kurnik et al.
6,735,183	B2	5/2004	O'Toole et al.	6,923,764	B2	8/2005	Aceti et al.
6,735,479	B2	5/2004	Fabian et al.	6,923,936	B2	8/2005	Swanson et al.
6,736,777	B2	5/2004	Kim et al.	6,927,246	B2	8/2005	Noronha et al.
6,736,797	B1	5/2004	Larsen et al.	6,931,327	B2	8/2005	Goode, Jr. et al.
6,737,401	B2	5/2004	Kim et al.	6,932,894	B2	8/2005	Mao et al.
6,738,654	B2	5/2004	Sohrab	6,936,006	B2	8/2005	Sabra
6,740,075	B2	5/2004	Lebel et al.	6,936,029	B2	8/2005	Mann et al.
6,741,163	B1	5/2004	Roberts	6,937,222	B2	8/2005	Numao
6,741,876	B1	5/2004	Seccina et al.	6,940,403	B2	9/2005	Kail, IV
6,741,877	B1	5/2004	Shults et al.	6,940,590	B2	9/2005	Colvin, Jr. et al.
6,746,582	B2	6/2004	Heller et al.	6,941,163	B2	9/2005	Ford et al.
6,748,445	B1	6/2004	Darcey et al.	6,950,708	B2	9/2005	Bowman, IV et al.
6,749,587	B2	6/2004	Flaherty	6,952,603	B2	10/2005	Gerber et al.
6,750,311	B1	6/2004	Van Antwerp et al.	6,954,673	B2	10/2005	Von Arx et al.
6,758,810	B2	7/2004	Lebel et al.	6,955,650	B2	10/2005	Mault et al.
6,766,183	B2	7/2004	Walsh et al.	6,957,102	B2	10/2005	Silver et al.
6,766,201	B2	7/2004	Von Arx et al.	6,957,107	B2	10/2005	Rogers et al.
6,768,425	B2	7/2004	Flaherty et al.	6,958,705	B2	10/2005	Lebel et al.
6,770,030	B1	8/2004	Schaupp et al.	6,968,294	B2	11/2005	Gutta et al.
6,770,729	B2	8/2004	Van Antwerp et al.	6,968,375	B1	11/2005	Brown
6,771,995	B2	8/2004	Kurnik et al.	6,971,274	B2	12/2005	Olin
6,773,563	B2	8/2004	Matsumoto	6,974,437	B2	12/2005	Lebel et al.
6,780,156	B2	8/2004	Haueter et al.	6,978,182	B2	12/2005	Mazar et al.
6,780,297	B2	8/2004	Matsumoto et al.	6,979,326	B2	12/2005	Mann et al.
6,780,871	B2	8/2004	Glick et al.	6,983,176	B2	1/2006	Gardner et al.
6,784,274	B2	8/2004	Van Antwerp et al.	6,985,870	B2	1/2006	Martucci et al.
				6,987,474	B2	1/2006	Freeman et al.
				6,990,366	B2	1/2006	Say et al.
				6,991,096	B2	1/2006	Gottlieb et al.
				6,997,907	B2	2/2006	Safabash et al.

(56)

References Cited

U.S. PATENT DOCUMENTS

6,997,920	B2	2/2006	Mann et al.	7,291,107	B2	11/2007	Hellwig et al.
6,998,247	B2	2/2006	Monfire et al.	7,295,867	B2	11/2007	Berner et al.
6,999,810	B2	2/2006	Berner et al.	7,297,112	B2	11/2007	Zhou et al.
7,003,336	B2	2/2006	Holker et al.	7,299,082	B2	11/2007	Feldman et al.
7,003,340	B2	2/2006	Say et al.	7,310,544	B2	12/2007	Brister et al.
7,003,341	B2	2/2006	Say et al.	7,318,816	B2	1/2008	Bobroff et al.
7,004,901	B2	2/2006	Fish	7,324,012	B2	1/2008	Mann et al.
7,005,857	B2	2/2006	Stiene et al.	7,324,850	B2	1/2008	Persen et al.
7,009,511	B2	3/2006	Mazar et al.	7,335,294	B2	2/2008	Heller et al.
7,011,630	B2	3/2006	Desai et al.	7,347,819	B2	3/2008	Lebel et al.
7,018,366	B2	3/2006	Easter	7,354,420	B2	4/2008	Steil et al.
7,018,568	B2	3/2006	Tierney	7,364,592	B2	4/2008	Carr-Brendel et al.
7,020,508	B2	3/2006	Stivoric et al.	7,366,556	B2	4/2008	Brister et al.
7,022,072	B2	4/2006	Fox et al.	7,379,765	B2	5/2008	Petisce et al.
7,024,236	B2	4/2006	Ford et al.	7,384,397	B2	6/2008	Zhang et al.
7,024,245	B2	4/2006	Lebel et al.	7,387,010	B2	6/2008	Sunshine et al.
7,025,743	B2	4/2006	Mann et al.	7,398,183	B2	7/2008	Holland et al.
7,027,931	B1	4/2006	Jones et al.	7,399,277	B2	7/2008	Saidara et al.
7,029,444	B2	4/2006	Shin et al.	7,402,153	B2	7/2008	Steil et al.
7,039,810	B1	5/2006	Nichols	7,408,132	B2	8/2008	Wambsganss et al.
7,041,068	B2	5/2006	Freeman et al.	7,419,573	B2	9/2008	Gundel
7,041,468	B2	5/2006	Drucker et al.	7,424,318	B2	9/2008	Brister et al.
7,043,305	B2	5/2006	KenKnight et al.	7,460,898	B2	12/2008	Brister et al.
7,049,277	B2	5/2006	Bagulla et al.	7,467,003	B2	12/2008	Brister et al.
7,052,251	B2	5/2006	Nason et al.	7,471,972	B2	12/2008	Rhodes et al.
7,052,472	B1	5/2006	Miller et al.	7,492,254	B2	2/2009	Bandy et al.
7,052,483	B2	5/2006	Wojcik	7,494,465	B2	2/2009	Brister et al.
7,056,302	B2	6/2006	Douglas	7,497,827	B2	3/2009	Brister et al.
7,058,453	B2	6/2006	Nelson et al.	7,506,046	B2 *	3/2009	Rhodes 709/224
7,060,030	B2	6/2006	Von Arx et al.	7,519,408	B2	4/2009	Rasdal et al.
7,060,031	B2	6/2006	Webb et al.	7,547,281	B2	6/2009	Hayes et al.
7,074,307	B2	7/2006	Simpson et al.	7,565,197	B2	7/2009	Haubrich et al.
7,081,195	B2	7/2006	Simpson et al.	7,569,030	B2	8/2009	Lebel et al.
7,082,334	B2	7/2006	Boute et al.	7,574,266	B2	8/2009	Dudding et al.
7,089,780	B2	8/2006	Sunshine et al.	7,583,990	B2	9/2009	Goode, Jr. et al.
7,098,803	B2	8/2006	Mann et al.	7,591,801	B2	9/2009	Brauker et al.
7,108,778	B2	9/2006	Simpson et al.	7,599,726	B2	10/2009	Goode, Jr. et al.
7,110,803	B2	9/2006	Shults et al.	7,602,310	B2	10/2009	Mann et al.
7,113,821	B1	9/2006	Sun et al.	7,604,178	B2	10/2009	Stewart
7,114,502	B2	10/2006	Schulman et al.	7,613,491	B2	11/2009	Boock et al.
7,124,027	B1	10/2006	Ernst et al.	7,615,007	B2	11/2009	Shults et al.
7,125,382	B2	10/2006	Zhou et al.	7,618,369	B2 *	11/2009	Hayter et al. 600/309
7,133,710	B2	11/2006	Acosta et al.	7,632,228	B2	12/2009	Brauker et al.
7,134,999	B2	11/2006	Brauker et al.	7,637,868	B2	12/2009	Saint et al.
7,136,689	B2	11/2006	Shults et al.	7,640,048	B2	12/2009	Dobbles et al.
7,150,975	B2	12/2006	Tamada et al.	7,651,596	B2	1/2010	Petisce et al.
7,154,398	B2	12/2006	Chen et al.	7,653,425	B2 *	1/2010	Hayter et al. 600/345
7,155,112	B2	12/2006	Uno et al.	7,654,956	B2	2/2010	Brister et al.
7,155,290	B2	12/2006	Von Arx et al.	7,657,297	B2	2/2010	Simpson et al.
7,163,511	B2	1/2007	Conn et al.	7,659,823	B1	2/2010	Killian et al.
7,167,818	B2	1/2007	Brown	7,668,596	B2	2/2010	Von Arx et al.
7,171,274	B2	1/2007	Starkweather et al.	7,699,775	B2	4/2010	Desai et al.
7,174,199	B2	2/2007	Berner et al.	7,701,052	B2	4/2010	Borland et al.
7,183,068	B2	2/2007	Burson et al.	7,711,402	B2	5/2010	Shults et al.
7,183,102	B2	2/2007	Monfire et al.	7,713,574	B2	5/2010	Brister et al.
7,189,341	B2	3/2007	Li et al.	7,715,893	B2	5/2010	Kamath et al.
7,190,988	B2	3/2007	Say et al.	7,741,734	B2	6/2010	Joannopoulos et al.
7,192,450	B2	3/2007	Brauker et al.	7,766,829	B2	8/2010	Sloan et al.
7,198,606	B2	4/2007	Boecker et al.	7,768,387	B2	8/2010	Fennell et al.
7,203,549	B2	4/2007	Schommer et al.	7,771,352	B2	8/2010	Shults et al.
7,207,974	B2	4/2007	Safabash et al.	7,774,145	B2	8/2010	Brauker et al.
7,221,977	B1	5/2007	Weaver et al.	7,775,444	B2	8/2010	DeRocco et al.
7,226,442	B2	6/2007	Sheppard et al.	7,778,680	B2	8/2010	Goode, Jr. et al.
7,226,978	B2	6/2007	Tapsak et al.	7,779,332	B2	8/2010	Karr et al.
7,228,162	B2	6/2007	Ward et al.	7,782,192	B2	8/2010	Jeckelmann et al.
7,228,163	B2	6/2007	Ackerman	7,783,333	B2	8/2010	Brister et al.
7,228,182	B2	6/2007	Healy et al.	7,791,467	B2	9/2010	Mazar et al.
7,233,817	B2	6/2007	Yen	7,792,562	B2	9/2010	Shults et al.
7,237,712	B2	7/2007	DeRocco et al.	7,804,197	B2	9/2010	Iisaka et al.
7,241,266	B2	7/2007	Zhou et al.	7,811,231	B2 *	10/2010	Jin et al. 600/300
7,261,691	B1	8/2007	Asomani	7,813,809	B2	10/2010	Strother et al.
7,267,665	B2	9/2007	Steil et al.	7,826,382	B2	11/2010	Sicurello et al.
7,276,029	B2	10/2007	Goode, Jr. et al.	7,826,981	B2	11/2010	Goode, Jr. et al.
7,278,983	B2	10/2007	Ireland et al.	7,831,310	B2	11/2010	Lebel et al.
7,286,894	B1	10/2007	Grant et al.	7,833,151	B2	11/2010	Khait et al.
				7,860,574	B2	12/2010	Von Arx et al.
				7,882,611	B2	2/2011	Shah et al.
				7,889,069	B2	2/2011	Fifolt et al.
				7,899,511	B2	3/2011	Shults et al.

(56)

References Cited

U.S. PATENT DOCUMENTS

7,905,833 B2	3/2011	Brister et al.	2002/0002326 A1	1/2002	Causey, III et al.
7,912,674 B2	3/2011	Killoren Clark et al.	2002/0002328 A1	1/2002	Tamada
7,914,450 B2	3/2011	Goode, Jr. et al.	2002/0004640 A1	1/2002	Conn et al.
7,916,013 B2	3/2011	Stevenson	2002/0010414 A1	1/2002	Coston et al.
7,948,369 B2	5/2011	Fennell et al.	2002/0013522 A1	1/2002	Lav et al.
7,955,258 B2	6/2011	Goscha et al.	2002/0013538 A1	1/2002	Teller
7,970,448 B2	6/2011	Shults et al.	2002/0016530 A1	2/2002	Brown
7,974,672 B2	7/2011	Shults et al.	2002/0016719 A1	2/2002	Nemeth et al.
7,978,063 B2	7/2011	Baldus et al.	2002/0019022 A1	2/2002	Dunn et al.
7,999,674 B2	8/2011	Kamen	2002/0019584 A1	2/2002	Schulze et al.
8,000,918 B2	8/2011	Fjield et al.	2002/0019586 A1	2/2002	Teller et al.
8,010,174 B2	8/2011	Goode et al.	2002/0019748 A1	2/2002	Brown
8,010,256 B2	8/2011	Oowada	2002/0023852 A1	2/2002	McIvor et al.
8,072,310 B1	12/2011	Everhart	2002/0026937 A1	3/2002	Mault
8,090,445 B2	1/2012	Ginggen	2002/0027164 A1	3/2002	Mault et al.
8,093,991 B2	1/2012	Stevenson et al.	2002/0028995 A1	3/2002	Mault
8,094,009 B2	1/2012	Allen et al.	2002/0040208 A1	4/2002	Flaherty et al.
8,098,159 B2	1/2012	Batra et al.	2002/0042090 A1	4/2002	Heller et al.
8,098,160 B2	1/2012	Howarth et al.	2002/0045808 A1	4/2002	Ford et al.
8,098,161 B2	1/2012	Lavedas	2002/0047867 A1	4/2002	Mault et al.
8,098,201 B2	1/2012	Choi et al.	2002/0049482 A1	4/2002	Fabian et al.
8,098,208 B2	1/2012	Ficker et al.	2002/0053637 A1	5/2002	Conn et al.
8,102,021 B2	1/2012	Degani	2002/0062069 A1	5/2002	Mault
8,102,154 B2	1/2012	Bishop et al.	2002/0063060 A1	5/2002	Gascoyne et al.
8,102,263 B2	1/2012	Yeo et al.	2002/0065454 A1	5/2002	Lebel et al.
8,102,789 B2	1/2012	Rosar et al.	2002/0068858 A1	6/2002	Braig et al.
8,103,241 B2	1/2012	Young et al.	2002/0072784 A1	6/2002	Sheppard et al.
8,103,325 B2	1/2012	Swedlow et al.	2002/0072858 A1	6/2002	Cheng
8,111,042 B2	2/2012	Bennett	2002/0074162 A1	6/2002	Su et al.
8,115,488 B2	2/2012	McDowell	2002/0077765 A1	6/2002	Mault
8,116,681 B2	2/2012	Baarman	2002/0077766 A1	6/2002	Mault
8,116,683 B2	2/2012	Baarman	2002/0081559 A1	6/2002	Brown et al.
8,117,481 B2	2/2012	Anselmi et al.	2002/0083461 A1	6/2002	Hutcheson et al.
8,120,493 B2	2/2012	Burr	2002/0084196 A1	7/2002	Liamos et al.
8,123,686 B2 *	2/2012	Fennell et al. 600/365	2002/0087056 A1	7/2002	Aceti et al.
8,124,452 B2	2/2012	Sheats	2002/0091312 A1	7/2002	Berner et al.
8,130,093 B2	3/2012	Mazar et al.	2002/0091796 A1	7/2002	Higginson et al.
8,131,351 B2	3/2012	Kalgren et al.	2002/0093969 A1	7/2002	Lin et al.
8,131,365 B2	3/2012	Zhang et al.	2002/0103425 A1	8/2002	Mault
8,131,565 B2	3/2012	Dicks et al.	2002/0103499 A1	8/2002	Perez et al.
8,132,037 B2	3/2012	Fehr et al.	2002/0106709 A1	8/2002	Potts et al.
8,135,352 B2	3/2012	Langsweirdt et al.	2002/0107433 A1	8/2002	Mault
8,136,735 B2	3/2012	Arai et al.	2002/0107476 A1	8/2002	Mann et al.
8,138,925 B2	3/2012	Downie et al.	2002/0109600 A1	8/2002	Mault et al.
8,140,160 B2	3/2012	Pless et al.	2002/0118528 A1	8/2002	Su et al.
8,140,168 B2	3/2012	Olson et al.	2002/0119711 A1	8/2002	Van Antwerp et al.
8,140,299 B2	3/2012	Siess	2002/0124017 A1	9/2002	Mault
8,150,321 B2	4/2012	Winter et al.	2002/0126036 A1	9/2002	Flaherty et al.
8,150,516 B2	4/2012	Levine et al.	2002/0128594 A1	9/2002	Das et al.
8,179,266 B2	5/2012	Hermle	2002/0130042 A1	9/2002	Moerman et al.
8,260,393 B2 *	9/2012	Kamath et al. 600/347	2002/0133378 A1	9/2002	Mault et al.
8,282,549 B2	10/2012	Brauker et al.	2002/0147135 A1	10/2002	Schnell
8,417,312 B2 *	4/2013	Kamath et al. 600/347	2002/0161286 A1	10/2002	Gerber et al.
8,478,389 B1	7/2013	Brockway et al.	2002/0161288 A1	10/2002	Shin et al.
8,638,411 B2	1/2014	Park et al.	2002/0169394 A1	11/2002	Eppstein et al.
2001/0011224 A1	8/2001	Brown	2002/0169635 A1	11/2002	Shillingburg
2001/0011795 A1	8/2001	Ohtsuka et al.	2002/0177764 A1	11/2002	Sohrab
2001/0016310 A1	8/2001	Brown et al.	2002/0185130 A1	12/2002	Wright et al.
2001/0016682 A1	8/2001	Berner et al.	2002/0193679 A1	12/2002	Malave et al.
2001/0016683 A1	8/2001	Darrow et al.	2003/0004403 A1	1/2003	Drinan et al.
2001/0020124 A1	9/2001	Tamada	2003/0009203 A1 *	1/2003	Lebel et al. 607/60
2001/0029340 A1	10/2001	Mault et al.	2003/0023182 A1	1/2003	Mault et al.
2001/0032278 A1	10/2001	Brown et al.	2003/0023317 A1	1/2003	Brauker et al.
2001/0037060 A1	11/2001	Thompson et al.	2003/0028089 A1	2/2003	Galley et al.
2001/0037069 A1	11/2001	Carlson et al.	2003/0028120 A1	2/2003	Mault et al.
2001/0037366 A1	11/2001	Webb et al.	2003/0032077 A1	2/2003	Itoh et al.
2001/0039504 A1	11/2001	Linberg et al.	2003/0032867 A1	2/2003	Crothall et al.
2001/0041830 A1	11/2001	Varalli et al.	2003/0032868 A1	2/2003	Graskov et al.
2001/0041831 A1	11/2001	Starkweather et al.	2003/0032874 A1	2/2003	Rhodes et al.
2001/0044581 A1	11/2001	Mault	2003/0040683 A1	2/2003	Rule et al.
2001/0044588 A1	11/2001	Mault	2003/0042137 A1 *	3/2003	Mao et al. 204/403.01
2001/0047125 A1	11/2001	Quy	2003/0050537 A1	3/2003	Wessel
2001/0047127 A1	11/2001	New et al.	2003/0050546 A1	3/2003	Desai et al.
2001/0049096 A1	12/2001	Brown	2003/0060692 A1	3/2003	Ruchti et al.
2001/0049470 A1	12/2001	Mault et al.	2003/0065257 A1	4/2003	Mault et al.
			2003/0065273 A1	4/2003	Mault et al.
			2003/0065274 A1	4/2003	Mault et al.
			2003/0065275 A1	4/2003	Mault et al.
			2003/0065308 A1	4/2003	Lebel et al.

(56)

References Cited

U.S. PATENT DOCUMENTS

2003/0076792	A1	4/2003	Theimer	2004/0105411	A1	6/2004	Boatwright et al.
2003/0081370	A1	5/2003	Haskell et al.	2004/0106858	A1	6/2004	Say et al.
2003/0100040	A1	5/2003	Bonnecaze et al.	2004/0106859	A1	6/2004	Say et al.
2003/0100821	A1	5/2003	Heller et al.	2004/0108226	A1	6/2004	Polychronakos et al.
2003/0105407	A1	6/2003	Pearce et al.	2004/0116786	A1	6/2004	Iijima et al.
2003/0108976	A1	6/2003	Braig et al.	2004/0122353	A1	6/2004	Shahmirian et al.
2003/0114897	A1	6/2003	Von Arx et al.	2004/0122489	A1	6/2004	Mazar et al.
2003/0119457	A1	6/2003	Standke	2004/0122530	A1	6/2004	Hansen et al.
2003/0122021	A1	7/2003	McConnell et al.	2004/0133164	A1	7/2004	Funderburk et al.
2003/0125612	A1	7/2003	Fox et al.	2004/0133390	A1	7/2004	Osorio et al.
2003/0130616	A1	7/2003	Steil et al.	2004/0136377	A1*	7/2004	Miyazaki et al. 370/394
2003/0134347	A1	7/2003	Heller et al.	2004/0138588	A1	7/2004	Saikley et al.
2003/0135100	A1	7/2003	Kim et al.	2004/0146909	A1	7/2004	Duong et al.
2003/0135333	A1	7/2003	Aceti et al.	2004/0152622	A1	8/2004	Keith et al.
2003/0144579	A1	7/2003	Buss	2004/0152961	A1	8/2004	Carlson et al.
2003/0146841	A1	8/2003	Koenig	2004/0153585	A1	8/2004	Kawatahara et al.
2003/0153820	A1	8/2003	Berner et al.	2004/0162473	A1	8/2004	Sohrab
2003/0153821	A1	8/2003	Berner et al.	2004/0164961	A1	8/2004	Bal et al.
2003/0158472	A1	8/2003	Sohrab	2004/0167383	A1	8/2004	Kim et al.
2003/0158707	A1	8/2003	Doi	2004/0167464	A1	8/2004	Ireland et al.
2003/0168338	A1	9/2003	Gao et al.	2004/0167801	A1	8/2004	Say et al.
2003/0175806	A1	9/2003	Rule et al.	2004/0171921	A1*	9/2004	Say et al. 600/347
2003/0175992	A1	9/2003	Toranto et al.	2004/0172284	A1	9/2004	Sullivan et al.
2003/0176183	A1	9/2003	Drucker et al.	2004/0176672	A1	9/2004	Silver et al.
2003/0176933	A1	9/2003	Lebel et al.	2004/0176913	A1	9/2004	Kawatahara et al.
2003/0181851	A1	9/2003	Mann et al.	2004/0186362	A1	9/2004	Brauker et al.
2003/0181852	A1	9/2003	Mann et al.	2004/0186365	A1*	9/2004	Jin et al. 600/365
2003/0187338	A1	10/2003	Say et al.	2004/0193020	A1	9/2004	Chiba et al.
2003/0187525	A1	10/2003	Mann et al.	2004/0193025	A1	9/2004	Steil et al.
2003/0191376	A1	10/2003	Samuels et al.	2004/0193090	A1	9/2004	Lebel et al.
2003/0191431	A1	10/2003	Mann et al.	2004/0197846	A1	10/2004	Hockersmith et al.
2003/0195403	A1	10/2003	Berner et al.	2004/0199056	A1	10/2004	Husemann et al.
2003/0195462	A1	10/2003	Mann et al.	2004/0199059	A1	10/2004	Brauker et al.
2003/0199790	A1	10/2003	Boecker et al.	2004/0202576	A1	10/2004	Aceti et al.
2003/0199791	A1	10/2003	Boecker et al.	2004/0204687	A1	10/2004	Mogensen et al.
2003/0199903	A1	10/2003	Boecker et al.	2004/0204868	A1	10/2004	Maynard et al.
2003/0203498	A1	10/2003	Neel et al.	2004/0206916	A1	10/2004	Colvin, Jr. et al.
2003/0204290	A1	10/2003	Sadler et al.	2004/0208780	A1	10/2004	Faries, Jr. et al.
2003/0208110	A1	11/2003	Mault et al.	2004/0212536	A1	10/2004	Mori et al.
2003/0208113	A1	11/2003	Mault et al.	2004/0221057	A1	11/2004	Darcey et al.
2003/0208114	A1	11/2003	Ackerman	2004/0225199	A1	11/2004	Evanyk et al.
2003/0208133	A1	11/2003	Mault	2004/0225338	A1	11/2004	Lebel et al.
2003/0208409	A1	11/2003	Mault	2004/0235446	A1	11/2004	Flaherty et al.
2003/0212317	A1	11/2003	Kovatchev et al.	2004/0236200	A1	11/2004	Say et al.
2003/0212364	A1	11/2003	Mann et al.	2004/0248204	A1	12/2004	Moerman
2003/0212379	A1	11/2003	Bylund et al.	2004/0249250	A1	12/2004	McGee et al.
2003/0212579	A1	11/2003	Brown et al.	2004/0249253	A1	12/2004	Racchini et al.
2003/0216630	A1	11/2003	Jersey-Willuhn et al.	2004/0249254	A1	12/2004	Racchini et al.
2003/0217966	A1	11/2003	Tapsak et al.	2004/0249999	A1	12/2004	Connolly et al.
2003/0226695	A1	12/2003	Mault	2004/0253736	A1	12/2004	Stout et al.
2003/0229514	A2	12/2003	Brown	2004/0254429	A1	12/2004	Yang
2003/0232370	A1	12/2003	Trifiro	2004/0254433	A1	12/2004	Bandis et al.
2003/0235817	A1	12/2003	Bartkowiak et al.	2004/0254434	A1	12/2004	Goodnow et al.
2004/0010207	A1	1/2004	Flaherty et al.	2004/0260363	A1	12/2004	Von Arx et al.
2004/0011671	A1	1/2004	Shults et al.	2004/0260478	A1	12/2004	Schwamm
2004/0017300	A1	1/2004	Kotzin et al.	2004/0263354	A1	12/2004	Mann et al.
2004/0018486	A1	1/2004	Dunn et al.	2004/0267300	A1	12/2004	Mace
2004/0030226	A1	2/2004	Quy	2005/0001024	A1	1/2005	Kusaka et al.
2004/0030531	A1	2/2004	Miller et al.	2005/0003470	A1	1/2005	Nelson et al.
2004/0030581	A1	2/2004	Levin et al.	2005/0004439	A1	1/2005	Shin et al.
2004/0034289	A1	2/2004	Teller et al.	2005/0004494	A1	1/2005	Perez et al.
2004/0039255	A1	2/2004	Simonsen et al.	2005/0010087	A1	1/2005	Banet et al.
2004/0039256	A1	2/2004	Kawatahara et al.	2005/0010269	A1	1/2005	Lebel et al.
2004/0039298	A1	2/2004	Abreu	2005/0016276	A1	1/2005	Guan et al.
2004/0040840	A1	3/2004	Mao et al.	2005/0017864	A1	1/2005	Tsoukalis
2004/0045879	A1	3/2004	Shults et al.	2005/0027177	A1	2/2005	Shin et al.
2004/0054263	A1	3/2004	Moerman et al.	2005/0027179	A1	2/2005	Berner et al.
2004/0059201	A1	3/2004	Ginsberg	2005/0027180	A1*	2/2005	Goode et al. 600/365
2004/0063435	A1	4/2004	Sakamoto et al.	2005/0027181	A1	2/2005	Goode, Jr. et al.
2004/0064068	A1	4/2004	DeNuzzio et al.	2005/0027462	A1	2/2005	Goode, Jr. et al.
2004/0069164	A1	4/2004	Nakamura et al.	2005/0027463	A1	2/2005	Goode, Jr. et al.
2004/0072357	A1	4/2004	Stiene et al.	2005/0031689	A1	2/2005	Shults et al.
2004/0073095	A1	4/2004	Causey, III et al.	2005/0033132	A1	2/2005	Shults et al.
2004/0096959	A1	5/2004	Stiene et al.	2005/0038332	A1	2/2005	Saidara et al.
2004/0100376	A1	5/2004	Lye et al.	2005/0038680	A1	2/2005	McMahon
				2005/0043598	A1	2/2005	Goode, Jr. et al.
				2005/0043894	A1	2/2005	Fernandez
				2005/0049179	A1	3/2005	Davidson et al.
				2005/0049473	A1	3/2005	Desai et al.

(56)

References Cited

U.S. PATENT DOCUMENTS

2005/0054909	A1	3/2005	Petisce et al.	2006/0015020	A1	1/2006	Neale et al.
2005/0059372	A1	3/2005	Arayashiki et al.	2006/0015024	A1	1/2006	Brister et al.
2005/0065464	A1	3/2005	Talbot et al.	2006/0016700	A1	1/2006	Brister et al.
2005/0070777	A1	3/2005	Cho et al.	2006/0019327	A1	1/2006	Brister et al.
2005/0090607	A1	4/2005	Tapsak et al.	2006/0020186	A1	1/2006	Brister et al.
2005/0096511	A1	5/2005	Fox et al.	2006/0020187	A1	1/2006	Brister et al.
2005/0096512	A1	5/2005	Fox et al.	2006/0020188	A1	1/2006	Kamath et al.
2005/0096516	A1	5/2005	Soykan et al.	2006/0020189	A1	1/2006	Brister et al.
2005/0112169	A1	5/2005	Brauker et al.	2006/0020190	A1	1/2006	Kamath et al.
2005/0112544	A1	5/2005	Xu et al.	2006/0020191	A1	1/2006	Brister et al.
2005/0113653	A1	5/2005	Fox et al.	2006/0020192	A1	1/2006	Brister et al.
2005/0113657	A1	5/2005	Alarcon et al.	2006/0020300	A1	1/2006	Nghiemi et al.
2005/0113658	A1	5/2005	Jacobson et al.	2006/0025663	A1	2/2006	Talbot et al.
2005/0113886	A1	5/2005	Fischell et al.	2006/0029177	A1	2/2006	Cranford, Jr. et al.
2005/0114068	A1	5/2005	Chey et al.	2006/0031094	A1	2/2006	Cohen et al.
2005/0116683	A1	6/2005	Cheng et al.	2006/0036139	A1	2/2006	Brister et al.
2005/0118726	A1	6/2005	Schultz et al.	2006/0036140	A1	2/2006	Brister et al.
2005/0121322	A1	6/2005	Say et al.	2006/0036141	A1	2/2006	Kamath et al.
2005/0124873	A1	6/2005	Shults et al.	2006/0036142	A1	2/2006	Brister et al.
2005/0131346	A1	6/2005	Douglas	2006/0036143	A1	2/2006	Brister et al.
2005/0137471	A1	6/2005	Haar et al.	2006/0036144	A1	2/2006	Brister et al.
2005/0137530	A1	6/2005	Campbell et al.	2006/0036145	A1	2/2006	Brister et al.
2005/0143635	A1*	6/2005	Kamath et al. 600/347	2006/0036187	A1	2/2006	Vos et al.
2005/0143636	A1	6/2005	Zhang et al.	2006/0040402	A1*	2/2006	Brauker et al. 436/149
2005/0148003	A1	7/2005	Kieth et al.	2006/0052679	A1	3/2006	Kotulla et al.
2005/0154271	A1	7/2005	Rasdal et al.	2006/0058588	A1	3/2006	Zdebleick
2005/0161346	A1	7/2005	Simpson et al.	2006/0058602	A1	3/2006	Kwiatkowski et al.
2005/0171503	A1	8/2005	Van Den Berghe et al.	2006/0063218	A1	3/2006	Bartkowiak et al.
2005/0171513	A1	8/2005	Mann et al.	2006/0074564	A1	4/2006	Bartkowiak et al.
2005/0173245	A1	8/2005	Feldman et al.	2006/0129733	A1	6/2006	Solbelman
2005/0176136	A1	8/2005	Burd et al.	2006/0142651	A1	6/2006	Brister et al.
2005/0177036	A1	8/2005	Shults et al.	2006/0154642	A1	7/2006	Scannell
2005/0177398	A1	8/2005	Watanabe et al.	2006/0155180	A1	7/2006	Brister et al.
2005/0181012	A1	8/2005	Saint et al.	2006/0166629	A1	7/2006	Reggiardo
2005/0182306	A1	8/2005	Sloan	2006/0173260	A1	8/2006	Gaoni et al.
2005/0182358	A1	8/2005	Veit et al.	2006/0173406	A1	8/2006	Hayes et al.
2005/0182451	A1	8/2005	Griffin et al.	2006/0173444	A1	8/2006	Choy et al.
2005/0187720	A1	8/2005	Goode, Jr. et al.	2006/0183984	A1	8/2006	Dobbles et al.
2005/0192494	A1	9/2005	Ginsberg	2006/0183985	A1	8/2006	Brister et al.
2005/0192557	A1	9/2005	Brauker et al.	2006/0189863	A1	8/2006	Peyser et al.
2005/0195930	A1	9/2005	Spital et al.	2006/0193375	A1	8/2006	Lee et al.
2005/0199494	A1	9/2005	Say et al.	2006/0195029	A1	8/2006	Shults et al.
2005/0203360	A1	9/2005	Brauker et al.	2006/0200112	A1	9/2006	Paul
2005/0203707	A1	9/2005	Tsutsui et al.	2006/0202805	A1	9/2006	Schulman et al.
2005/0204134	A1	9/2005	Von Arx et al.	2006/0202859	A1	9/2006	Mastrototaro et al.
2005/0214892	A1	9/2005	Kovatchev et al.	2006/0222566	A1	10/2006	Brauker et al.
2005/0215871	A1	9/2005	Feldman et al.	2006/0224109	A1	10/2006	Steil et al.
2005/0215872	A1	9/2005	Berner et al.	2006/0224141	A1	10/2006	Rush et al.
2005/0221504	A1	10/2005	Petruno et al.	2006/0226985	A1	10/2006	Goodnow et al.
2005/0236361	A1	10/2005	Ufer et al.	2006/0229512	A1	10/2006	Petisce et al.
2005/0239154	A1	10/2005	Feldman et al.	2006/0247508	A1	11/2006	Fennell
2005/0239156	A1	10/2005	Drucker et al.	2006/0247710	A1	11/2006	Goetz et al.
2005/0241957	A1	11/2005	Mao et al.	2006/0247985	A1	11/2006	Liamos et al.
2005/0245795	A1	11/2005	Goode, Jr. et al.	2006/0253296	A1	11/2006	Liisberg et al.
2005/0245799	A1	11/2005	Brauker et al.	2006/0258918	A1	11/2006	Burd et al.
2005/0245839	A1	11/2005	Stivoric et al.	2006/0258929	A1	11/2006	Goode, Jr. et al.
2005/0245904	A1	11/2005	Estes et al.	2006/0263763	A1	11/2006	Simpson et al.
2005/0251033	A1	11/2005	Scarantino et al.	2006/0264785	A1	11/2006	Dring et al.
2005/0251083	A1	11/2005	Carr-Brendel et al.	2006/0264888	A1	11/2006	Moberg et al.
2005/0261660	A1	11/2005	Choi	2006/0270922	A1	11/2006	Brauker et al.
2005/0267780	A1	12/2005	Ray et al.	2006/0272652	A1	12/2006	Stocker et al.
2005/0271546	A1	12/2005	Gerber et al.	2006/0287691	A1	12/2006	Drew
2005/0271547	A1	12/2005	Gerber et al.	2006/0290496	A1	12/2006	Peeters et al.
2005/0272640	A1	12/2005	Doyle, III et al.	2006/0293607	A1	12/2006	Alt et al.
2005/0272985	A1	12/2005	Kotulla et al.	2007/0007133	A1	1/2007	Mang et al.
2005/0277164	A1	12/2005	Drucker et al.	2007/0016381	A1*	1/2007	Kamath et al. 702/19
2005/0277912	A1	12/2005	John	2007/0017983	A1	1/2007	Frank et al.
2005/0287620	A1	12/2005	Heller et al.	2007/0026440	A1	2/2007	Broderick et al.
2006/0001538	A1	1/2006	Kraft et al.	2007/0027381	A1	2/2007	Stafford
2006/0001550	A1	1/2006	Mann et al.	2007/0032706	A1*	2/2007	Kamath et al. 600/300
2006/0001551	A1	1/2006	Kraft et al.	2007/0033074	A1	2/2007	Nitzan et al.
2006/0003398	A1	1/2006	Heller et al.	2007/0038044	A1	2/2007	Dobbles et al.
2006/0004270	A1	1/2006	Bedard et al.	2007/0053341	A1	3/2007	Lizzi
2006/0004271	A1	1/2006	Peyser et al.	2007/0055799	A1	3/2007	Koehler et al.
2006/0007017	A1	1/2006	Mann et al.	2007/0060814	A1	3/2007	Stafford
				2007/0060869	A1	3/2007	Tolle et al.
				2007/0066873	A1	3/2007	Kamath et al.
				2007/0071681	A1	3/2007	Gadkar et al.
				2007/0073129	A1	3/2007	Shah et al.

(56)

References Cited

U.S. PATENT DOCUMENTS

2007/0078320 A1	4/2007	Stafford	2008/0057484 A1	3/2008	Miyata et al.
2007/0078321 A1	4/2007	Mazza et al.	2008/0058625 A1	3/2008	McGarraugh et al.
2007/0078322 A1	4/2007	Stafford	2008/0058626 A1	3/2008	Miyata et al.
2007/0078323 A1	4/2007	Reggiardo et al.	2008/0058678 A1	3/2008	Miyata et al.
2007/0090511 A1	4/2007	Borland et al.	2008/0060955 A1	3/2008	Goodnow
2007/0093786 A1	4/2007	Goldsmith et al.	2008/0062055 A1	3/2008	Cunningham et al.
2007/0100222 A1	5/2007	Mastrototaro et al.	2008/0064937 A1	3/2008	McGarraugh et al.
2007/0106135 A1	5/2007	Sloan et al.	2008/0064943 A1	3/2008	Talbot et al.
2007/0124002 A1	5/2007	Estes et al.	2008/0067627 A1	3/2008	Boeck et al.
2007/0135697 A1	6/2007	Reggiardo	2008/0071156 A1	3/2008	Brister et al.
2007/0149873 A1	6/2007	Say et al.	2008/0071157 A1	3/2008	McGarraugh et al.
2007/0149874 A1	6/2007	Say et al.	2008/0071158 A1	3/2008	McGarraugh et al.
2007/0149875 A1	6/2007	Ouyang et al.	2008/0071328 A1	3/2008	Haubrich et al.
2007/0151869 A1	7/2007	Heller et al.	2008/0081977 A1	4/2008	Hayter et al.
2007/0153705 A1	7/2007	Rosar et al.	2008/0083617 A1	4/2008	Simpson et al.
2007/0156033 A1	7/2007	Causey, III et al.	2008/0086042 A1	4/2008	Brister et al.
2007/0156094 A1	7/2007	Safabash et al.	2008/0086044 A1	4/2008	Brister et al.
2007/0161879 A1	7/2007	Say et al.	2008/0086273 A1	4/2008	Shults et al.
2007/0161880 A1	7/2007	Say et al.	2008/0092638 A1	4/2008	Brenneman et al.
2007/0163880 A1	7/2007	Woo et al.	2008/0097289 A1	4/2008	Steil et al.
2007/0168224 A1	7/2007	Letzt et al.	2008/0108942 A1	5/2008	Brister et al.
2007/0173706 A1	7/2007	Neinast et al.	2008/0119705 A1	5/2008	Patel et al.
2007/0173712 A1	7/2007	Shah et al.	2008/0139910 A1	6/2008	Mastrototaro et al.
2007/0173761 A1	7/2007	Kanderian et al.	2008/0154513 A1	6/2008	Kovatchev et al.
2007/0179349 A1	8/2007	Hoyme et al.	2008/0161666 A1	7/2008	Feldman et al.
2007/0179352 A1	8/2007	Randlov et al.	2008/0167543 A1	7/2008	Say et al.
2007/0179370 A1	8/2007	Say et al.	2008/0167572 A1	7/2008	Stivoric et al.
2007/0179372 A1	8/2007	Say et al.	2008/0172205 A1	7/2008	Breton et al.
2007/0191699 A1	8/2007	Say et al.	2008/0183060 A1	7/2008	Steil et al.
2007/0191700 A1	8/2007	Say et al.	2008/0183061 A1	7/2008	Goode et al.
2007/0191701 A1	8/2007	Feldman et al.	2008/0183399 A1	7/2008	Goode et al.
2007/0203407 A1	8/2007	Hoss et al.	2008/0188731 A1	8/2008	Brister et al.
2007/0203408 A1	8/2007	Say et al.	2008/0188796 A1	8/2008	Steil et al.
2007/0203410 A1	8/2007	Say et al.	2008/0189051 A1	8/2008	Goode et al.
2007/0203411 A1	8/2007	Say et al.	2008/0194934 A1	8/2008	Ray et al.
2007/0203966 A1	8/2007	Brauker et al.	2008/0194935 A1	8/2008	Brister et al.
2007/0208245 A1*	9/2007	Brauker et al. 600/365	2008/0194936 A1	8/2008	Goode et al.
2007/0208247 A1	9/2007	Say et al.	2008/0194937 A1	8/2008	Goode et al.
2007/0213610 A1	9/2007	Say et al.	2008/0194938 A1	8/2008	Brister et al.
2007/0213657 A1	9/2007	Jennewine et al.	2008/0195232 A1	8/2008	Carr-Brendel et al.
2007/0215491 A1	9/2007	Heller et al.	2008/0195967 A1	8/2008	Goode et al.
2007/0218097 A1	9/2007	Heller et al.	2008/0197024 A1	8/2008	Simpson et al.
2007/0219496 A1	9/2007	Kamen et al.	2008/0200788 A1	8/2008	Brister et al.
2007/0222609 A1	9/2007	Duron et al.	2008/0200789 A1	8/2008	Brister et al.
2007/0232877 A1	10/2007	He	2008/0200791 A1	8/2008	Simpson et al.
2007/0232880 A1	10/2007	Siddiqui et al.	2008/0208025 A1	8/2008	Shults et al.
2007/0235331 A1	10/2007	Simpson et al.	2008/0208113 A1	8/2008	Damiano et al.
2007/0244380 A1	10/2007	Say et al.	2008/0212600 A1*	9/2008	Yoo 370/412
2007/0244383 A1	10/2007	Talbot et al.	2008/0214900 A1	9/2008	Fennell et al.
2007/0249919 A1	10/2007	Say et al.	2008/0214915 A1	9/2008	Brister et al.
2007/0249920 A1	10/2007	Say et al.	2008/0214918 A1	9/2008	Brister et al.
2007/0249922 A1	10/2007	Peysen et al.	2008/0228051 A1	9/2008	Shults et al.
2007/0253021 A1	11/2007	Mehta et al.	2008/0228054 A1	9/2008	Shults et al.
2007/0255321 A1	11/2007	Gerber et al.	2008/0234943 A1	9/2008	Ray et al.
2007/0255348 A1	11/2007	Holtzclaw	2008/0235469 A1	9/2008	Drew
2007/0255531 A1	11/2007	Drew	2008/0242961 A1	10/2008	Brister et al.
2007/0258395 A1	11/2007	Jollota et al.	2008/0254544 A1*	10/2008	Modzelewski et al. 436/43
2007/0270672 A1	11/2007	Hayter	2008/0255434 A1	10/2008	Hayter et al.
2007/0271285 A1	11/2007	Eichorn et al.	2008/0255437 A1	10/2008	Hayter
2007/0285238 A1	12/2007	Batra	2008/0255438 A1	10/2008	Saidara et al.
2007/0299617 A1	12/2007	Willis	2008/0255808 A1	10/2008	Hayter
2008/0004515 A1	1/2008	Jennewine et al.	2008/0256048 A1	10/2008	Hayter
2008/0004601 A1	1/2008	Jennewine et al.	2008/0262469 A1	10/2008	Brister et al.
2008/0009304 A1	1/2008	Fry	2008/0267823 A1	10/2008	Wang et al.
2008/0009692 A1	1/2008	Stafford	2008/0275313 A1	11/2008	Brister et al.
2008/0017522 A1	1/2008	Heller et al.	2008/0278331 A1	11/2008	Hayter et al.
2008/0018433 A1	1/2008	Pitt-Pladdy	2008/0278332 A1	11/2008	Fennell et al.
2008/0021666 A1	1/2008	Goode, Jr. et al.	2008/0278333 A1	11/2008	Fennell et al.
2008/0027586 A1	1/2008	Hern et al.	2008/0281171 A1	11/2008	Fennell et al.
2008/0029391 A1	2/2008	Mao et al.	2008/0281179 A1	11/2008	Fennell et al.
2008/0030369 A1	2/2008	Mann et al.	2008/0281840 A1	11/2008	Fennell et al.
2008/0033254 A1*	2/2008	Kamath et al. 600/300	2008/0287761 A1	11/2008	Hayter
2008/0039702 A1*	2/2008	Hayter et al. 600/345	2008/0287762 A1	11/2008	Hayter
2008/0045824 A1	2/2008	Tapsak et al.	2008/0287763 A1	11/2008	Hayter
2008/0055070 A1	3/2008	Bange et al.	2008/0287764 A1	11/2008	Rasdal et al.
			2008/0287765 A1	11/2008	Rasdal et al.
			2008/0287766 A1	11/2008	Rasdal et al.
			2008/0288180 A1	11/2008	Hayter
			2008/0288204 A1	11/2008	Hayter et al.

(56)

References Cited

U.S. PATENT DOCUMENTS

2008/0296155	A1	12/2008	Shults et al.	2009/0182217	A1	7/2009	Li et al.	
2008/0300919	A1	12/2008	Charlton et al.	2009/0189738	A1	7/2009	Hermle	
2008/0300920	A1	12/2008	Brown et al.	2009/0192366	A1*	7/2009	Mensingher et al.	600/301
2008/0301158	A1	12/2008	Brown et al.	2009/0192380	A1*	7/2009	Shariati et al.	600/365
2008/0301665	A1	12/2008	Charlton et al.	2009/0192722	A1	7/2009	Shariati et al.	
2008/0306368	A1	12/2008	Goode et al.	2009/0192724	A1	7/2009	Brauker et al.	
2008/0306434	A1	12/2008	Dobbles et al.	2009/0192745	A1*	7/2009	Kamath et al.	702/85
2008/0306435	A1	12/2008	Kamath et al.	2009/0192751	A1	7/2009	Kamath et al.	
2008/0306444	A1	12/2008	Brister et al.	2009/0198118	A1	8/2009	Hayter et al.	
2008/0312518	A1	12/2008	Jina et al.	2009/0203981	A1	8/2009	Brauker et al.	
2008/0312841	A1	12/2008	Hayter	2009/0204340	A1	8/2009	Feldman et al.	
2008/0312842	A1	12/2008	Hayter	2009/0204341	A1	8/2009	Brauker et al.	
2008/0312844	A1	12/2008	Hayter et al.	2009/0216100	A1	8/2009	Ebner et al.	
2008/0312845	A1	12/2008	Hayter et al.	2009/0216103	A1	8/2009	Brister et al.	
2008/0319295	A1	12/2008	Bernstein et al.	2009/0234200	A1	9/2009	Husheer	
2008/0319296	A1	12/2008	Bernstein et al.	2009/0240120	A1	9/2009	Mensingher et al.	
2009/0005665	A1	1/2009	Hayter et al.	2009/0240128	A1	9/2009	Mensingher et al.	
2009/0005666	A1	1/2009	Shin et al.	2009/0240193	A1*	9/2009	Mensingher et al.	604/66
2009/0006034	A1	1/2009	Hayter et al.	2009/0242399	A1	10/2009	Kamath et al.	
2009/0012379	A1	1/2009	Goode et al.	2009/0242425	A1	10/2009	Kamath et al.	
2009/0018424	A1	1/2009	Kamath et al.	2009/0247855	A1	10/2009	Boock et al.	
2009/0030294	A1	1/2009	Petisce et al.	2009/0247856	A1	10/2009	Boock et al.	
2009/0033482	A1	2/2009	Hayter et al.	2009/0247931	A1	10/2009	Damgaard-Sorensen	
2009/0036747	A1	2/2009	Hayter et al.	2009/0267765	A1	10/2009	Greene et al.	
2009/0036758	A1	2/2009	Brauker et al.	2009/0287073	A1	11/2009	Boock et al.	
2009/0036760	A1	2/2009	Hayter	2009/0287074	A1	11/2009	Shults et al.	
2009/0036763	A1	2/2009	Brauker et al.	2009/0289796	A1	11/2009	Blumberg	
2009/0040022	A1	2/2009	Finkenzeller	2009/0298182	A1	12/2009	Schulat et al.	
2009/0043181	A1	2/2009	Brauker et al.	2009/0299155	A1	12/2009	Yang et al.	
2009/0043182	A1	2/2009	Brauker et al.	2009/0299156	A1	12/2009	Simpson et al.	
2009/0043525	A1	2/2009	Brauker et al.	2009/0299162	A1	12/2009	Brauker et al.	
2009/0043541	A1	2/2009	Brauker et al.	2009/0299276	A1	12/2009	Brauker et al.	
2009/0043542	A1	2/2009	Brauker et al.	2009/0318789	A1	12/2009	Fennell et al.	
2009/0045055	A1	2/2009	Rhodes et al.	2009/0318792	A1	12/2009	Fennell et al.	
2009/0048503	A1	2/2009	Dalal et al.	2010/0010324	A1	1/2010	Brauker et al.	
2009/0054747	A1	2/2009	Fennell	2010/0010329	A1	1/2010	Taub et al.	
2009/0055149	A1	2/2009	Hayter et al.	2010/0010331	A1	1/2010	Brauker et al.	
2009/0062633	A1	3/2009	Brauker et al.	2010/0010332	A1	1/2010	Brauker et al.	
2009/0062635	A1	3/2009	Brauker et al.	2010/0014626	A1	1/2010	Fennell et al.	
2009/0062767	A1	3/2009	VanAntwerp et al.	2010/0016687	A1	1/2010	Brauker et al.	
2009/0063402	A1	3/2009	Hayter	2010/0016698	A1	1/2010	Rasdal et al.	
2009/0076356	A1	3/2009	Simpson et al.	2010/0022855	A1	1/2010	Brauker et al.	
2009/0076360	A1	3/2009	Brister et al.	2010/0025238	A1	2/2010	Gottlieb et al.	
2009/0076361	A1	3/2009	Kamath et al.	2010/0030038	A1	2/2010	Brauker et al.	
2009/0085768	A1	4/2009	Patel et al.	2010/0030053	A1	2/2010	Goode, Jr. et al.	
2009/0085873	A1	4/2009	Betts et al.	2010/0030484	A1	2/2010	Brauker et al.	
2009/0093687	A1	4/2009	Telfort et al.	2010/0030485	A1	2/2010	Brauker et al.	
2009/0099436	A1	4/2009	Brister et al.	2010/0036215	A1	2/2010	Goode, Jr. et al.	
2009/0105554	A1	4/2009	Stahmann et al.	2010/0036216	A1	2/2010	Goode, Jr. et al.	
2009/0105570	A1	4/2009	Sloan et al.	2010/0036222	A1	2/2010	Goode, Jr. et al.	
2009/0105571	A1	4/2009	Fennell et al.	2010/0036223	A1	2/2010	Goode, Jr. et al.	
2009/0105636	A1	4/2009	Hayter et al.	2010/0036225	A1	2/2010	Goode, Jr. et al.	
2009/0112478	A1	4/2009	Mueller, Jr. et al.	2010/0041971	A1	2/2010	Goode, Jr. et al.	
2009/0124877	A1	5/2009	Goode, Jr. et al.	2010/0045465	A1	2/2010	Brauker et al.	
2009/0124878	A1	5/2009	Goode et al.	2010/0049024	A1	2/2010	Saint et al.	
2009/0124879	A1	5/2009	Brister et al.	2010/0057040	A1	3/2010	Hayter	
2009/0124964	A1	5/2009	Leach et al.	2010/0057041	A1	3/2010	Hayter	
2009/0131768	A1	5/2009	Simpson et al.	2010/0057042	A1	3/2010	Hayter	
2009/0131769	A1	5/2009	Leach et al.	2010/0057044	A1	3/2010	Hayter	
2009/0131776	A1	5/2009	Simpson et al.	2010/0057057	A1	3/2010	Hayter et al.	
2009/0131777	A1	5/2009	Simpson et al.	2010/0063373	A1	3/2010	Kamath et al.	
2009/0137886	A1	5/2009	Shariati et al.	2010/0076283	A1	3/2010	Simpson et al.	
2009/0137887	A1	5/2009	Shariati et al.	2010/0081908	A1	4/2010	Dobbles et al.	
2009/0143659	A1	6/2009	Li et al.	2010/0081910	A1	4/2010	Brister et al.	
2009/0143660	A1	6/2009	Brister et al.	2010/0087724	A1	4/2010	Brauker et al.	
2009/0149717	A1	6/2009	Brauer et al.	2010/0096259	A1	4/2010	Zhang et al.	
2009/0150186	A1	6/2009	Cohen et al.	2010/0099970	A1	4/2010	Shults et al.	
2009/0156919	A1	6/2009	Brister et al.	2010/0099971	A1	4/2010	Shults et al.	
2009/0156924	A1	6/2009	Shariati et al.	2010/0105999	A1	4/2010	Dixon et al.	
2009/0163790	A1	6/2009	Brister et al.	2010/0119693	A1	5/2010	Tapsak et al.	
2009/0163791	A1	6/2009	Brister et al.	2010/0119881	A1	5/2010	Patel et al.	
2009/0164190	A1	6/2009	Hayter	2010/0121169	A1	5/2010	Petisce et al.	
2009/0164239	A1	6/2009	Hayter et al.	2010/0152554	A1	6/2010	Steine et al.	
2009/0164251	A1	6/2009	Hayter	2010/0160759	A1	6/2010	Celentano et al.	
2009/0178459	A1	7/2009	Li et al.	2010/0168538	A1	7/2010	Keenan et al.	
				2010/0168545	A1*	7/2010	Kamath et al.	600/365
				2010/0174266	A1	7/2010	Estes	
				2010/0185175	A1*	7/2010	Kamen et al.	604/504
				2010/0190435	A1	7/2010	Cook et al.	

(56)

References Cited

U.S. PATENT DOCUMENTS

2010/0191085 A1 7/2010 Budiman
 2010/0198034 A1 8/2010 Thomas et al.
 2010/0198142 A1 8/2010 Sloan et al.
 2010/0213080 A1 8/2010 Celentano et al.
 2010/0235439 A1 9/2010 Goodnow et al.
 2010/0267161 A1 10/2010 Wu et al.
 2010/0313105 A1 12/2010 Nekoomaram et al.
 2010/0324403 A1 12/2010 Brister et al.
 2010/0332142 A1 12/2010 Shadforth et al.
 2011/0004276 A1 1/2011 Blair et al.
 2011/0031986 A1 2/2011 Bhat et al.
 2011/0074349 A1 3/2011 Ghovanloo
 2011/0125040 A1 5/2011 Crawford et al.
 2011/0148905 A1 6/2011 Simmons et al.
 2011/0152637 A1 6/2011 Kateraas et al.
 2011/0213225 A1 9/2011 Bernstein et al.
 2011/0230741 A1 9/2011 Liang et al.
 2011/0257895 A1 10/2011 Brauker et al.
 2011/0270112 A1 11/2011 Manera et al.
 2011/0287528 A1 11/2011 Fern et al.
 2012/0148054 A1* 6/2012 Rank et al. 381/23.1
 2012/0190989 A1 7/2012 Kaiser et al.
 2013/0035575 A1 2/2013 Mayou et al.
 2013/0235166 A1 9/2013 Jones et al.

FOREIGN PATENT DOCUMENTS

EP 1579690 11/1980
 EP 0026995 4/1981
 EP 0048090 3/1982
 EP 0078636 5/1983
 EP 0080304 6/1983
 EP 0098592 1/1984
 EP 0125139 11/1984
 EP 0127958 12/1984
 EP 0136362 4/1985
 EP 0170375 2/1986
 EP 0177743 4/1986
 EP 0184909 6/1986
 EP 0206218 12/1986
 EP 0230472 8/1987
 EP 0241309 10/1987
 EP 0245073 11/1987
 EP 0255291 2/1988
 EP 0278647 8/1988
 EP 0320109 6/1989
 EP 0353328 2/1990
 EP 0359831 3/1990
 EP 0368209 5/1990
 EP 0390390 10/1990
 EP 0396788 11/1990
 EP 0400918 12/1990
 EP 0453283 10/1991
 EP 0470290 2/1992
 EP 0504835 9/1992
 EP 0286118 1/1995
 EP 0653718 5/1995
 EP 0724859 8/1996
 EP 0800082 10/1997
 EP 0805574 11/1997
 EP 0880936 12/1998
 EP 0970655 1/2000
 EP 0973289 1/2000
 EP 1034734 9/2000
 EP 1048264 11/2000
 EP 1445746 8/2004
 EP 1568309 8/2005
 EP 2201969 3/2011
 EP 2153382 2/2012
 GB 1394171 5/1975
 GB 1579690 11/1980
 GB 1599241 9/1981
 GB 2073891 10/1981
 GB 2154003 8/1985

GB 2194892 3/1988
 GB 2204408 11/1988
 GB 2225637 6/1990
 GB 2254436 10/1992
 GB 2409951 7/2005
 SU 1281988 1/1987
 WO WO-85/05119 11/1985
 WO WO-86/00513 1/1986
 WO WO-87/00513 1/1987
 WO WO-87/06040 10/1987
 WO WO-89/02246 3/1989
 WO WO-89/05119 6/1989
 WO WO-89/08713 9/1989
 WO WO-90/00367 1/1990
 WO WO-90/05300 5/1990
 WO WO-90/05910 5/1990
 WO WO-91/01680 2/1991
 WO WO-91/04704 4/1991
 WO WO-91/15993 10/1991
 WO WO-92/01947 2/1992
 WO WO-92/13271 8/1992
 WO WO-94/20602 9/1994
 WO WO-94/27140 11/1994
 WO WO-95/06240 3/1995
 WO WO-96/07908 3/1996
 WO WO-96/25089 8/1996
 WO WO-96/30431 10/1996
 WO WO-96/35370 11/1996
 WO WO-97/02847 1/1997
 WO WO-97/19344 5/1997
 WO WO-97/20207 6/1997
 WO WO-97/33513 9/1997
 WO WO-97/41421 11/1997
 WO WO-97/42882 11/1997
 WO WO-97/42883 11/1997
 WO WO-97/42886 11/1997
 WO WO-97/42888 11/1997
 WO WO-97/43962 11/1997
 WO WO-97/46868 12/1997
 WO WO-98/09167 3/1998
 WO WO-98/24366 6/1998
 WO WO-98/35053 8/1998
 WO WO-98/52045 11/1998
 WO WO-98/52293 11/1998
 WO WO-99/05966 2/1999
 WO WO-99/32883 7/1999
 WO WO-99/56613 11/1999
 WO WO-00/13580 3/2000
 WO WO-00/18294 4/2000
 WO WO-00/19887 4/2000
 WO WO-00/20626 4/2000
 WO WO-00/33065 6/2000
 WO WO-00/49940 8/2000
 WO WO-00/59370 10/2000
 WO WO-00/60350 10/2000
 WO WO-00/62664 10/2000
 WO WO-00/62665 10/2000
 WO WO-00/78210 12/2000
 WO WO-00/78992 12/2000
 WO WO-01/24038 4/2001
 WO WO-01/33216 5/2001
 WO WO-01/52727 7/2001
 WO WO-01/52935 7/2001
 WO WO-01/54753 8/2001
 WO WO-01/57238 8/2001
 WO WO-01/57239 8/2001
 WO WO-01/67009 9/2001
 WO WO-02/13686 2/2002
 WO WO-02/16905 2/2002
 WO WO-02/17210 2/2002
 WO WO-02/058537 8/2002
 WO WO-02/078512 10/2002
 WO WO-03/036583 5/2003
 WO WO-03/076893 9/2003
 WO WO-03/082091 10/2003
 WO WO-03/085372 10/2003
 WO WO-2004/047445 6/2004
 WO WO-2004/061420 7/2004
 WO WO-2004/098405 11/2004

(56) References Cited

FOREIGN PATENT DOCUMENTS

WO	WO-2005/010756	2/2005
WO	WO-2005/041766	5/2005
WO	WO-2005/045744	5/2005
WO	WO-2005/089103	9/2005
WO	WO-2005/117269	12/2005
WO	WO-2006/024671	3/2006
WO	WO-2006/032653	3/2006
WO	WO-2006/037109	4/2006
WO	WO-2006/064397	6/2006
WO	WO-2006/079114	7/2006
WO	WO-2006/118947	11/2006
WO	WO-2006/119084	11/2006
WO	WO-2006/124099	11/2006
WO	WO-2007/002189	1/2007
WO	WO-2007/007459	1/2007
WO	WO-2007/016399	2/2007
WO	WO-2007/027381	3/2007
WO	WO-2007/027788	3/2007
WO	WO-2007/041069	4/2007
WO	WO-2007/041070	4/2007
WO	WO-2007/041072	4/2007
WO	WO-2007/041248	4/2007
WO	WO-2007/056638	5/2007
WO	WO-2007/101223	9/2007
WO	WO-2007/101260	9/2007
WO	WO-2007/120363	10/2007
WO	WO-2007/126444	11/2007
WO	WO-2007/053832	12/2007
WO	WO-2007/143225	12/2007
WO	WO-2008/003003	1/2008
WO	WO-2008/005780	1/2008
WO	WO-2008/021913	2/2008
WO	WO-2008/042760	4/2008
WO	WO-2008/086541	7/2008
WO	WO-2008/128210	10/2008
WO	WO-2008/130896	10/2008
WO	WO-2008/130897	10/2008
WO	WO-2008/130898	10/2008
WO	WO-2008/143943	11/2008
WO	WO-2008/150428	12/2008
WO	WO-2008/153825	12/2008
WO	WO-2009/018058	2/2009
WO	WO-2009/075697	6/2009
WO	WO-2009/086216	7/2009
WO	WO-2009/096992	8/2009
WO	WO-2009/097594	8/2009
WO	WO-2010/077329	7/2010
WO	WO-2011/022418	2/2011

OTHER PUBLICATIONS

- Abruna, H. D., et al., "Rectifying Interfaces Using Two-Layer Films of Electrochemically Polymerized Vinylpyridine and Vinylbipyridine Complexes of Ruthenium and Iron on Electrodes", *Journal of the American Chemical Society*, vol. 103, No. 1, 1981, pp. 1-5.
- Albery, W. J., et al., "Amperometric Enzyme Electrodes Part II: Conducting Salts as Electrode Materials for the Oxidation of Glucose Oxidase", *Journal of ElectroAnalytical Chemistry*, vol. 194, 1985, pp. 223-235.
- Albery, W. J., et al., "Amperometric Enzyme Electrodes", *Philosophical Transactions of the Royal Society of London*, vol. 316, 1987, pp. 107-119.
- Alcock, S. J., et al., "Continuous Analyte Monitoring to Aid Clinical Practice", *IEEE Engineering in Medicine and Biology Magazine*, 1994, pp. 319-325.
- Anderson, L. B., et al., "Thin-Layer Electrochemistry: Steady-State Methods of Studying Rate Processes", *Journal of ElectroAnalytical Chemistry*, vol. 10, 1965, pp. 295-305.
- Armour, J. C., et al., "Application of Chronic Intravascular Blood Glucose Sensor in Dogs", *Diabetes*, vol. 39, 1990, pp. 1519-1526.
- Bartlett, P. N., et al., "Covalent Binding of Electron Relays to Glucose Oxidase", *Journal of the Chemical Society, Chemical Communications*, 1987, pp. 1603-1604.
- Bartlett, P. N., et al., "Modification of Glucose Oxidase by Tetrathiafulvalene", *Journal of the Chemical Society, Chemical Communications*, 1990, pp. 1135-1136.
- Bartlett, P. N., et al., "Strategies for the Development of Amperometric Enzyme Electrodes", *Biosensors*, vol. 3, 1987/88, pp. 359-379.
- Bennion, N., et al., "Alternate Site Glucose Testing: A Crossover Design", *Diabetes Technology & Therapeutics*, vol. 4, No. 1, 2002, pp. 25-33.
- Bindra, D. S., et al., "Design and in Vitro Studies of a Needle-Type Glucose Sensor for Subcutaneous Monitoring", *Analytical Chemistry*, vol. 63, No. 17, 1991, pp. 1692-1696.
- Blank, T. B., et al., "Clinical Results From a Non-Invasive Blood Glucose Monitor", *Optical Diagnostics and Sensing of Biological Fluids and Glucose and Cholesterol Monitoring II, Proceedings of SPIE*, vol. 4624, 2002, pp. 1-10.
- Bobbioni-Harsch, E., et al., "Lifespan of Subcutaneous Glucose Sensors and Their Performances During Dynamic Glycaemia Changes in Rats", *Journal of Biomedical Engineering*, vol. 15, 1993, pp. 457-463.
- Boedeker Plastics, Inc., "Polyethylene Specifications", Web Page of Boedeker.com, 2007, pp. 1-3.
- Brandt, J., et al., "Covalent Attachment of Proteins to Polysaccharide Carriers by Means of Benzoquinone", *Biochimica et Biophysica Acta*, vol. 386, 1975, pp. 196-202.
- Brooks, S. L., et al., "Development of an On-Line Glucose Sensor for Fermentation Monitoring", *Biosensors*, vol. 3, 1987/88, pp. 45-56.
- Brownlee, M., et al., "A Glucose-Controlled Insulin-Delivery System: Semisynthetic Insulin Bound to Lectin", *Science*, vol. 206, 1979, 1190-1191.
- Cass, A. E., et al., "Ferricinium Ion as an Electron Acceptor for Oxido-Reductases", *Journal of ElectroAnalytical Chemistry*, vol. 190, 1985, pp. 117-127.
- Cass, A. E., et al., "Ferrocene-Medicated Enzyme Electrode for Amperometric Determination of Glucose", *Analytical Chemistry*, vol. 56, No. 4, 1984, 667-671.
- Castner, J. F., et al., "Mass Transport and Reaction Kinetic Parameters Determined Electrochemically for Immobilized Glucose Oxidase", *Biochemistry*, vol. 23 No. 10, 1984, 2203-2210.
- Claremont, D. J., et al., "Biosensors for Continuous In Vivo Glucose Monitoring", *Proceedings of the Annual International Conference of the IEEE Engineering in Medicine and Biology Society*, vol. 10, 1988.
- Clark Jr., L. C., et al., "Differential Anodic Enzyme Polarography for the Measurement of Glucose", *Oxygen Transport to Tissue: Instrumentation, Methods, and Physiology*, 1973, pp. 127-133.
- Clark Jr., L. C., et al., "Electrode Systems for Continuous Monitoring in Cardiovascular Surgery", *Annals New York Academy of Sciences*, 1962, pp. 29-45.
- Clark Jr., L. C., et al., "Long-term Stability of Electroenzymatic Glucose Sensors Implanted in Mice", *American Society of Artificial Internal Organs Transactions*, vol. XXXIV, 1988, pp. 259-265.
- Clarke, W. L., et al., "Evaluating Clinical Accuracy of Systems for Self-Monitoring of Blood Glucose", *Diabetes Care*, vol. 10, No. 5, 1987, pp. 622-628.
- Csoregi, E., et al., "Design and Optimization of a Selective Subcutaneously Implantable Glucose Electrode Based on 'Wired' Glucose Oxidase", *Analytical Chemistry*, vol. 67, No. 7, 1995, pp. 1240-1244.
- Csoregi, E., et al., "Design, Characterization, and One-Point in Vivo Calibration of a Subcutaneously Implanted Glucose Electrode", *Analytical Chemistry*, vol. 66 No. 19, 1994, pp. 3131-3138.
- Csoregi, E., et al., "On-Line Glucose Monitoring by Using Microdialysis Sampling and Amperometric Detection Based on 'Wired' Glucose Oxidase in Carbon Paste", *Mikrochimica Acta*, vol. 121, 1995, pp. 31-40.
- Dai, W. S., et al., "Hydrogel Membranes with Mesh Size Asymmetry Based on the Gradient Crosslinking of Poly(vinyl alcohol)", *Journal of Membrane Science*, vol. 156, 1999, pp. 67-79.
- Davis, G., "Electrochemical Techniques for the Development of Amperometric Biosensors", *Biosensors*, vol. 1, 1985, pp. 161-178.
- Degani, Y., et al., "Direct Electrical Communication Between Chemically Modified Enzymes and Metal Electrodes. 1. Electron Transfer from Glucose Oxidase to Metal Electrodes via Electron Relays,

(56)

References Cited

OTHER PUBLICATIONS

- Bound Covalently to the Enzyme”, *The Journal of Physical Chemistry*, vol. 91, No. 6, 1987, pp. 1285-1289.
- Degani, Y., et al., “Direct Electrical Communication Between Chemically Modified Enzymes and Metal Electrodes. 2. Methods for Bonding Electron-Transfer Relays to Glucose Oxidase and D-Amino-Acid Oxidase”, *Journal of the American Chemical Society*, vol. 110, No. 8, 1988, pp. 2615-2620.
- Degani, Y., et al., “Electrical Communication Between Redox Centers of Glucose Oxidase and Electrodes via Electrostatically and Covalently Bound Redox Polymers”, *Journal of the American Chemical Society*, vol. 111, 1989, pp. 2357-2358.
- Denisevich, P., et al., “Unidirectional Current Flow and Charge State Trapping at Redox Polymer Interfaces on Bilayer Electrodes: Principles, Experimental Demonstration, and Theory”, *Journal of the American Chemical Society*, vol. 103, 1981, pp. 4727-4737.
- Dicks, J. M., et al., “Ferrocene Modified Polypyrrole with Immobilised Glucose Oxidase and its Application in Amperometric Glucose Microbiosensors”, *Annales de Biologie Clinique*, vol. 47, 1989, pp. 607-619.
- Ellis, C. D., et al., “Selectivity and Directed Charge Transfer through an Electroactive Metallopolymer Film”, *Journal of the American Chemical Society*, vol. 103, No. 25, 1981, pp. 7480-7483.
- Engstrom, R. C., “Electrochemical Pretreatment of Glassy Carbon Electrodes”, *Analytical Chemistry*, vol. 54, No. 13, 1982, pp. 2310-2314.
- Engstrom, R. C., et al., “Characterization of Electrochemically Pretreated Glassy Carbon Electrodes”, *Analytical Chemistry*, vol. 56 No. 2, 1984, pp. 136-141.
- Feldman, B., et al., “A Continuous Glucose Sensor Based on Wired Enzyme™ Technology—Results from a 3-Day Trial in Patients with Type I Diabetes”, *Diabetes Technology & Therapeutics*, vol. 5, No. 5, 2003, pp. 769-779.
- Feldman, B., et al., “Correlation of Glucose Concentrations in Interstitial Fluid and Venous Blood During Periods of Rapid Glucose Change”, *Abbott Diabetes Care, Inc. Freestyle Navigator Continuous Glucose Monitor Pamphlet*, 2004.
- Feldman, B., et al., “Electron Transfer Kinetics at Redox Polymer/Solution Interfaces Using Microelectrodes and Twin Electrode Thin Layer Cells”, *Journal of Electroanalytical Chemistry*, vol. 194, 1985, pp. 63-81.
- Fischer, H., et al., “Intramolecular Electron Transfer Medicated by 4,4'-Bypyridine and Related Bridging Groups”, *Journal of the American Chemical Society*, vol. 98, No. 18, 1976, pp. 5512-5517.
- Flentge, F., et al., “An Enzyme-Reactor for Electrochemical Monitoring of Choline and Acetylcholine: Applications in High-Performance Liquid Chromatography, Bran Tissue, Microdialysis and Cerebrospinal Fluid,” *Analytical Biochemistry*, vol. 204, 1992, pp. 305-310.
- Foulds, N. C., et al., “Enzyme Entrapment in Electrically Conducting Polymers: Immobilisation of Glucose Oxidase in Polypyrrole and its Application in Amperometric Glucose Sensors”, *Journal of the Chemical Society, Faraday Transactions 1*, vol. 82, 1986, pp. 1259-1264.
- Foulds, N. C., et al., “Immobilization of Glucose Oxidase in Ferrocene-Modified Pyrrole Polymers”, *Analytical Chemistry*, vol. 60, No. 22, 1988, pp. 2473-2478.
- Frew, J. E., et al., “Electron-Transfer Biosensors”, *Philosophical Transactions of the Royal Society of London*, vol. 316, 1987, pp. 95-106.
- Godsland, I. F., et al., “Maximizing the Success Rate of Minimal Model Insulin Sensitivity Measurement in Humans: The Importance of Basal Glucose Levels,” *Clinical Science*, vol. 101, 2001, pp. 1-9.
- Gorton, L., et al., “Selective Detection in Flow Analysis Based on the Combination of Immobilized Enzymes and Chemically Modified Electrodes”, *Analytica Chimica Acta*, vol. 250, 1991, pp. 203-248.
- Graham, N. B., “Poly(ethylene oxide) and Related Hydrogels,” *Hydrogels in Medicine and Pharmacy, vol. II: Polymers, Chapter 4*, 1987, pp. 95-113.
- Gregg, B. A., et al., “Cross-Linked Redox Gels Containing Glucose Oxidase for Amperometric Biosensor Applications”, *Analytical Chemistry*, vol. 62, No. 3, 1990, pp. 258-263.
- Gregg, B. A., et al., “Redox Polymer Films Containing Enzymes. 1. A Redox-Conducting Epoxy Cement: Synthesis, Characterization, and Electrocatalytic Oxidation of Hydroquinone”, *Journal of Physical Chemistry*, vol. 95, No. 15, 1991, 5970-5975.
- Hale, P. D., et al., “A New Class of Amperometric Biosensor Incorporating a Polymeric Electron-Transfer Mediator”, *Journal of the American Chemical Society*, vol. 111, No. 9, 1989, pp. 3482-3484.
- Harrison, D. J., et al., “Characterization of Perfluorosulfonic Acid Polymer Coated Enzyme Electrodes and a Miniatured Integrated Potentiostat for Glucose Analysis in Whole Blood”, *Analytical Chemistry*, vol. 60, No. 19, 1988, pp. 2002-2007.
- Hawkrige, F. M., et al., “Indirect Coulometric Titration of Biological Electron Transport Components”, *Analytical Chemistry*, vol. 45, No. 7, 1973, pp. 1021-1027.
- Heller, A., “Electrical Connection Enzyme Redox Centers to Electrodes”, *Journal of Physical Chemistry*, vol. 96, No. 9, 1990, pp. 3579-3587.
- Heller, A., “Electrical Wiring of Redox Enzymes”, *Accounts of Chemical Research* vol. 23, No. 5, 1990, 128-134.
- Heller, A., et al., “Amperometric Biosensors Based on Three-Dimensional Hydrogel-Forming Epoxy Networks”, *Sensors and Actuators B*, vol. 13-14, 1993, pp. 180-183.
- Ianniello, R. M., et al., “Differential Pulse Voltammetric Study of Direct Electron Transfer in Glucose Oxidase Chemically Modified Graphite Electrodes”, *Analytical Chemistry*, vol. 54, No. 7, 1982, pp. 1098-1101.
- Ianniello, R. M., et al., “Immobilized Enzyme Chemically Modified Electrode as an Amperometric Sensor”, *Analytical Chemistry*, vol. 53, No. 13, 1981, pp. 2090-2095.
- Ikeda, T., et al., “Glucose Oxidase-Immobilized Benzoquinone-Carbon Paste Electrode as a Glucose Sensor”, *Agricultural and Biological Chemistry*, vol. 49, No. 2, 1985, pp. 541-543.
- Ikeda, T., et al., “Kinetics of Outer-Sphere Electron Transfers Between Metal Complexes in Solutions and Polymeric Films on Modified Electrodes”, *Journal of the American Chemical Society*, vol. 103, No. 25, 1981, pp. 7422-7425.
- Isermann, R., “Supervision, Fault-Detection and Fault-Diagnosis Methods—An Introduction”, *Control Engineering Practice*, vol. 5, No. 5, 1997, pp. 639-652.
- Isermann, R., et al., “Trends in the Application of Model-Based Fault Detection and Diagnosis of Technical Processes”, *Control Engineering Practice*, vol. 5, No. 5, 1997, pp. 709-719.
- Johnson, J. M., et al., “Potential-Dependent Enzymatic Activity in an Enzyme Thin-Layer Cell”, *Analytical Chemistry*, vol. 54, No. 8, 1982, pp. 1377-1383.
- Johnson, K. W., “Reproducible Electrodeposition of Biomolecules for the Fabrication of Miniature Electroenzymatic Biosensors”, *Sensors and Actuators B*, vol. 5, 1991, pp. 85-89.
- Johnson, K. W., et al., “In vivo Evaluation of an Electroenzymatic Glucose Sensor Implanted in Subcutaneous Tissue”, *Biosensors & Bioelectronics*, vol. 7, 1992, pp. 709-714.
- Johnson, P. C., “Peripheral Circulation”, *John Wiley & Sons*, 1978, pp. 198.
- Jonsson, G., et al., “An Amperometric Glucose Sensor Made by Modification of a Graphite Electrode Surface With Immobilized Glucose Oxidase and Adsorbed Mediator”, *Biosensors*, vol. 1, 1985, pp. 355-368.
- Josowicz, M., et al., “Electrochemical Pretreatment of Thin Film Platinum Electrodes”, *Journal of the Electrochemical Society*, vol. 135 No. 1, 1988, pp. 112-115.
- Jungheim, K., et al., “How Rapid Does Glucose Concentration Change in Daily Life of Patients with Type I Diabetes?”, 2002, pp. 250.
- Jungheim, K., et al., “Risky Delay of Hypoglycemia Detection by Glucose Monitoring at the Arm”, *Diabetes Care*, vol. 24, No. 7, 2001, pp. 1303-1304.
- Kaplan, S. M., “Wiley Electrical and Electronics Engineering Dictionary”, *IEEE Press*, 2004, pp. 141, 142, 548, 549.

(56)

References Cited

OTHER PUBLICATIONS

- Katakis, I., et al., "Electrostatic Control of the Electron Transfer Enabling Binding of Recombinant Glucose Oxidase and Redox Polyelectrolytes", *Journal of the American Chemical Society*, vol. 116, No. 8, 1994, pp. 3617-3618.
- Katakis, I., et al., "L- α -Glycerophosphate and L-Lactate Electrodes Based on the Electrochemical 'Wiring' of Oxidases", *Analytical Chemistry*, vol. 64, No. 9, 1992, pp. 1008-1013.
- Kemp, G. J., "Theoretical Aspects of One-Point Calibration: Causes and Effects of Some Potential Errors, and Their Dependence on Concentration," *Clinical Chemistry*, vol. 30, No. 7, 1984, pp. 1163-1167.
- Kenausis, G., et al., "'Wiring' of Glucose Oxidase and Lactate Oxidase Within a Hydrogel Made with Poly(vinyl pyridine) complexed with [Os(4,4'-dimethoxy-2,2'-bipyridine)₂Cl]⁺²⁺", *Journal of the Chemical Society, Faraday Transactions*, vol. 92, No. 20, 1996, pp. 4131-4136.
- Kerner, W., et al., "The Function of a Hydrogen Peroxide-Detecting Electroenzymatic Glucose Electrode is Markedly Impaired in Human Subcutaneous Tissue and Plasma," *Biosensors & Bioelectronics*, vol. 8, 1993, pp. 473-482.
- Korf, J., et al., "Monitoring of Glucose and Lactate Using Microdialysis: Applications in Neonates and Rat Brain," *Developmental Neuroscience*, vol. 15, 1993, pp. 240-246.
- Koudelka, M., et al., "In-Vivo Behaviour of Hypodermically Implanted Microfabricated Glucose Sensors", *Biosensors & Bioelectronics*, vol. 6, 1991, pp. 31-36.
- Kulys, J., et al., "Mediatorless Peroxidase Electrode and Preparation of Bienzyme Sensors", *Bioelectrochemistry and Bioenergetics*, vol. 24, 1990, pp. 305-311.
- Lager, W., et al., "Implantable Electrocatalytic Glucose Sensor", *Hormone Metabolic Research*, vol. 26, 1994, pp. 526-530.
- Laurell, T., "A Continuous Glucose Monitoring System Based on Microdialysis", *Journal of Medical Engineering & Technology*, vol. 16, No. 5, 1992, pp. 187-193.
- Lindner, E., et al., "Flexible (Kapton-Based) Microsensor Arrays of High Stability for Cardiovascular Applications", *Journal of the Chemical Society, Faraday Transactions*, vol. 89, No. 2, 1993, pp. 361-367.
- Lortz, J., et al., "What is Bluetooth? We Explain the Newest Short-Range Connectivity Technology", *Smart Computing Learning Series, Wireless Computing*, vol. 8, Issue 5, 2002, pp. 72-74.
- Maidan, R., et al., "Elimination of Electrooxidizable Interferant-Produced Currents in Amperometric Biosensors", *Analytical Chemistry*, vol. 64, No. 23, 1992, pp. 2889-2896.
- Malin, S. F., et al., "Noninvasive Prediction of Glucose by Near-Infrared Diffuse Reflectance Spectroscopy", *Clinical Chemistry*, vol. 45, No. 9, 1999, pp. 1651-1658.
- Marko-Varga, G., et al., "Enzyme-Based Biosensor as a Selective Detection Unit in Column Liquid Chromatography", *Journal of Chromatography A*, vol. 660, 1994, pp. 153-167.
- Mastrototaro, J. J., et al., "An Electroenzymatic Glucose Sensor Fabricated on a Flexible Substrate", *Sensors and Actuators B*, vol. 5, 1991, pp. 139-144.
- Mauras, N., et al., "Lack of Accuracy of Continuous Glucose Sensors in Healthy, Nondiabetic Children: Results of the Diabetes Research in Children Network (DirecNet) Accuracy Study," *Journal of Pediatrics*, 2004, pp. 770-775.
- McGarraugh, G., et al., "Glucose Measurements Using Blood Extracted from the Forearm and the Finger", *TheraSense, Inc.*, 2001, 16 Pages.
- McGarraugh, G., et al., "Physiological Influences on Off-Finger Glucose Testing", *Diabetes Technology & Therapeutics*, vol. 3, No. 3, 2001, pp. 367-376.
- McKean, B. D., et al., "A Telemetry-Instrumentation System for Chronically Implanted Glucose and Oxygen Sensors", *IEEE Transactions on Biomedical Engineering*, vol. 35, No. 7, 1988, pp. 526-532.
- McNeil, C. J., et al., "Thermostable Reduced Nicotinamide Adenine Dinucleotide Oxidase: Application to Amperometric Enzyme Assay", *Analytical Chemistry*, vol. 61, No. 1, 1989, pp. 25-29.
- Miyawaki, O., et al., "Electrochemical and Glucose Oxidase Coenzyme Activity of Flavin Adenine Dinucleotide Covalently Attached to Glassy Carbon at the Adenine Amino Group", *Biochimica et Biophysica Acta*, vol. 838, 1985, pp. 60-68.
- Moatti-Sirat, D., et al., "Evaluating In Vitro and In Vivo the Interference of Ascorbate and Acetaminophen on Glucose Detection by a Needle-Type Glucose Sensor", *Biosensors & Bioelectronics*, vol. 7, 1992, pp. 345-352.
- Moatti-Sirat, D., et al., "Reduction of Acetaminophen Interference in Glucose Sensors by a Composite Nafion Membrane: Demonstration in Rats and Man", *Diabetologia*, vol. 37, 1994, pp. 610-616.
- Moatti-Sirat, D., et al., "Towards Continuous Glucose Monitoring: In Vivo Evaluation of a Miniaturized Glucose Sensor Implanted for Several Days in Rat Subcutaneous Tissue", *Diabetologia*, vol. 35, 1992, pp. 224-330.
- Nagy, G., et al., "A New Type of Enzyme Electrode: The Ascorbic Acid Eliminator Electrode", *Life Sciences*, vol. 31, No. 23, 1982, pp. 2611-2616.
- Nakamura, S., et al., "Effect of Periodate Oxidation on the Structure and Properties of Glucose Oxidase", *Biochimica et Biophysica Acta*, vol. 445, 1976, pp. 294-308.
- Narasimham, K., et al., "p-Benzoquinone Activation of Metal Oxide Electrodes for Attachment of Enzymes", *Enzyme and Microbial Technology*, vol. 7, 1985, pp. 283-286.
- Ohara, T. J., "Osmium Bipyridyl Redox Polymers Used in Enzyme Electrodes", *Platinum Metals Review*, vol. 39, No. 2, 1995, pp. 54-62.
- Ohara, T. J., et al., "'Wired' Enzyme Electrodes for Amperometric Determination of Glucose or Lactate in the Presence of Interfering Substances", *Analytical Chemistry*, vol. 66, No. 15, 1994, pp. 2451-2457.
- Ohara, T. J., et al., "Glucose Electrodes Based on Cross-Linked [Os(bpy)₂Cl]⁺²⁺ Complexed Poly(1-Vinylimidazole) Films", *Analytical Chemistry*, vol. 65, No. 23, 1993, pp. 3512-3517.
- Olievier, C. N., et al., "In Vivo Measurement of Carbon Dioxide Tension with a Miniature Electrodes", *Pflugers Archiv: European Journal of Physiology*, vol. 373, 1978, pp. 269-272.
- Paddock, R. M., et al., "Electrocatalytic Reduction of Hydrogen Peroxide via Direct Electron Transfer From Pyrolytic Graphite Electrodes to Irreversibly Adsorbed Cytochrome C Peroxidase", *Journal of Electroanalytical Chemistry*, vol. 260, 1989, pp. 487-494.
- Palleschi, G., et al., "A Study of Interferences in Glucose Measurements in Blood by Hydrogen Peroxide Based Glucose Probes", *Analytical Biochemistry*, vol. 159, 1986, pp. 114-121.
- Pankratov, I., et al., "Sol-Gel Derived Renewable-Surface Biosensors", *Journal of Electroanalytical Chemistry*, vol. 393, 1995, pp. 35-41.
- Pathak, C., et al., "Rapid Photopolymerization of Immunoprotective Gels in Contact with Cells and Tissue", *Journal of the American Chemical Society*, vol. 114, No. 21, 1992, pp. 8311-8312.
- Pickup, J., "Developing Glucose Sensors for In Vivo Use", *Tibtech*, vol. 11, 1993, pp. 285-291.
- Pickup, J., et al., "Implantable Glucose Sensors: Choosing the Appropriate Sensing Strategy", *Biosensors*, vol. 3, 1987/88, pp. 335-346.
- Pickup, J., et al., "In Vivo Molecular Sensing in Diabetes Mellitus: An Implantable Glucose Sensor with Direct Electron Transfer", *Diabetologia*, vol. 32, 1989, pp. 213-217.
- Pickup, J., et al., "Potentially-Implantable, Amperometric Glucose Sensors with Mediated Electron Transfer: Improving the Operating Stability", *Biosensors*, vol. 4, 1989, pp. 109-119.
- Pishko, M. V., et al., "Amperometric Glucose Microelectrodes Prepared Through Immobilization of Glucose Oxidase in Redox Hydrogels", *Analytical Chemistry*, vol. 63, No. 20, 1991, pp. 2268-2272.
- Poitout, V., et al., "A Glucose Monitoring System for on Line Estimation in Man of Blood Glucose Concentration Using a Miniaturized Glucose Sensor Implanted in the Subcutaneous Tissue and a Wearable Control Unit", *Diabetologia*, vol. 36, 1993, pp. 658-663.

(56)

References Cited

OTHER PUBLICATIONS

- Poitout, V., et al., "Calibration in Dogs of a Subcutaneous Miniaturized Glucose Sensor Using a Glucose Meter for Blood Glucose Determination", *Biosensors & Bioelectronics*, vol. 7, 1992, pp. 587-592.
- Poitout, V., et al., "In Vitro and In Vivo Evaluation in Dogs of a Miniaturized Glucose Sensor", *ASAIO Transactions*, vol. 37, No. 3, 1991, pp. M298-M300.
- Pollak, A., et al., "Enzyme Immobilization by Condensation Copolymerization into Cross-Linked Polyacrylamide Gels", *Journal of the American Chemical Society*, vol. 102, No. 20, 1980, pp. 6324-6336.
- Quinn, C. P., et al., "Kinetics of Glucose Delivery to Subcutaneous Tissue in Rats Measured with 0.3-mm Amperometric Microsensors", *The American Physiological Society*, 1995, E155-E161.
- Reach, G., et al., "Can Continuous Glucose Monitoring Be Used for the Treatment of Diabetes?", *Analytical Chemistry*, vol. 64, No. 6, 1992, pp. 381-386.
- Rebrin, K., et al., "Automated Feedback Control of Subcutaneous Glucose Concentration in Diabetic Dogs", *Diabetologia*, vol. 32, 1989, pp. 573-576.
- Reusch, W., "Other Topics: Organometallic Chemistry: Organometallic Compounds: Main Group Organometallic Compounds," *Virtual Textbook of Organic Chemistry*, 1999, Rev. 2007, 25 pages.
- Roe, J. N., et al., "Bloodless Glucose Measurements", *Critical Review in Therapeutic Drug Carrier Systems*, vol. 15, Issue 3, 1998, pp. 199-241.
- Sacks (Ed), "Guidelines and Recommendations for Laboratory Analysis in the Diagnosis and Management of Diabetes Mellitus," *The National Academy of Clinical Biochemistry Presents Laboratory Medicine Practice Guidelines*, vol. 13, 2002, pp. 8-11, 21-23, 52-56, 63.
- Sakakida, M., et al., "Development of Ferrocene-Mediated Needle-Type Glucose Sensor as a Measure of True Subcutaneous Tissue Glucose Concentrations", *Artificial Organs Today*, vol. 2, No. 2, 1992, pp. 145-158.
- Sakakida, M., et al., "Ferrocene-Mediated Needle-Type Glucose Sensor Covered with Newly Designed Biocompatible Membrane", *Sensors and Actuators B*, vol. 13-14, 1993, pp. 319-322.
- Salehi, C., et al., "A Telemetry-Instrumentation System for Long-Term Implantable Glucose and Oxygen Sensors", *Analytical Letters*, vol. 29, No. 13, 1996, pp. 2289-2308.
- Samuels, G. J., et al., "An Electrode-Supported Oxidation Catalyst Based on Ruthenium (IV). pH 'Encapsulation' in a Polymer Film", *Journal of the American Chemical Society*, vol. 103, No. 1981, pp. 307-312.
- Sasso, S. V., et al., "Electropolymerized 1,2-Diaminobenzene as a Means to Prevent Interferences and Fouling and to Stabilize Immobilized Enzyme in Electrochemical Biosensors", *Analytical Chemistry*, vol. 62, No. 11, 1990, pp. 1111-1117.
- Scheller, F. W., et al., "Second Generation Biosensors," *Biosensors & Bioelectronics*, vol. 6, 1991, pp. 245-253.
- Scheller, F., et al., "Enzyme Electrodes and Their Application", *Philosophical Transactions of the Royal Society of London B*, vol. 316, 1987, pp. 85-94.
- Schmehl, R. H., et al., "The Effect of Redox Site Concentration on the Rate of Mediated Oxidation of Solution Substrates by a Redox Copolymer Film", *Journal of Electroanalytical Chemistry*, vol. 152, 1983, pp. 97-109.
- Schmidt, F. J., et al., "Calibration of a Wearable Glucose Sensor", *The International Journal of Artificial Organs*, vol. 15, No. 1, 1992, pp. 55-61.
- Schmidtke, D. W., et al., "Measurement and Modeling of the Transient Difference Between Blood and Subcutaneous Glucose Concentrations in the Rat After Injection of Insulin", *Proceedings of the National Academy of Sciences*, vol. 95, 1998, pp. 294-299.
- Shaw, G. W., et al., "In Vitro Testing of a Simply Constructed, Highly Stable Glucose Sensor Suitable for Implantation in Diabetic Patients", *Biosensors & Bioelectronics*, vol. 6, 1991, pp. 401-406.
- Shichiri, M., et al., "Glycaemic Control in Pancreatectomized Dogs with a Wearable Artificial Endocrine Pancreas", *Diabetologia*, vol. 24, 1983, pp. 179-184.
- Shichiri, M., et al., "In Vivo Characteristics of Needle-Type Glucose Sensor—Measurements of Subcutaneous Glucose Concentrations in Human Volunteers", *Hormone and Metabolic Research Supplement Series*, vol. 20, 1988, pp. 17-20.
- Shichiri, M., et al., "Membrane Design for Extending the Long-Life of an Implantable Glucose Sensor", *Diabetes Nutrition and Metabolism*, vol. 2, 1989, pp. 309-313.
- Shichiri, M., et al., "Needle-type Glucose Sensor for Wearable Artificial Endocrine Pancreas", *Implantable Sensors for Closed-Loop Prosthetic Systems, Chapter 15*, 1985, pp. 197-210.
- Shichiri, M., et al., "Telemetry Glucose Monitoring Device With Needle-Type Glucose Sensor: A Useful Tool for Blood Glucose Monitoring in Diabetic Individuals", *Diabetes Care*, vol. 9, No. 3, 1986, pp. 298-301.
- Shichiri, M., et al., "Wearable Artificial Endocrine Pancreas With Needle-Type Glucose Sensor", *The Lancet*, 1982, pp. 1129-1131.
- Shults, M. C., et al., "A Telemetry-Instrumentation System for Monitoring Multiple Subcutaneously Implanted Glucose Sensors", *IEEE Transactions on Biomedical Engineering*, vol. 41, No. 10, 1994, pp. 937-942.
- Sittampalam, G., et al., "Surface-Modified Electrochemical Detector for Liquid Chromatography", *Analytical Chemistry*, vol. 55, No. 9, 1983, pp. 1608-1610.
- Skoog, D. A., et al., "Evaluation of Analytical Data," *Fundamentals of Analytical Chemistry*, 1966, pp. 55.
- Soegijoko, S., et al., "External Artificial Pancreas: A New Control Unit Using Microprocessor", *Hormone and Metabolic Research Supplement Series*, vol. 12, 1982, pp. 165-169.
- Sprules, S. D., et al., "Evaluation of a New Disposable Screen-Printed Sensor Strip for the Measurement of NADH and Its Modification to Produce a Lactate Biosensor Employing Microliter Volumes", *Electroanalysis*, vol. 8, No. 6, 1996, pp. 539-543.
- Sternberg, F., et al., "Calibration Problems of Subcutaneous Glucosensors when Applied 'In-Situ' in Man", *Hormone and Metabolic Research*, vol. 26, 1994, pp. 523-526.
- Sternberg, R., et al., "Covalent Enzyme Coupling on Cellulose Acetate Membranes for Glucose Sensor Development", *Analytical Chemistry*, vol. 60, No. 24, 1988, pp. 2781-2786.
- Sternberg, R., et al., "Study and Development of Multilayer Needle-Type Enzyme-Based Glucose Microsensors", *Biosensors*, vol. 4, 1988, pp. 27-40.
- Suekane, M., "Immobilization of Glucose Isomerase", *Zeitschrift für Allgemeine Mikrobiologie*, vol. 22, No. 8, 1982, pp. 565-576.
- Tajima, S., et al., "Simultaneous Determination of Glucose and 1,5-Anhydroglucitol", *Chemical Abstracts*, vol. 111, No. 25, 1989, pp. 394.
- Takamura, A., et al., Drug release from Poly(vinyl alcohol) Gel Prepared by Freeze-Thaw Procedure, *Journal of Controlled Release*, vol. 20, 1992, pp. 21-27.
- Tarasevich, M. R., "Bioelectrocatalysis", *Comprehensive Treatise of Electrochemistry*, vol. 10, 1985, pp. 231-295.
- Tatsuma, T., et al., "Enzyme Monolayer- and Bilayer-Modified Tin Oxide Electrodes for the Determination of Hydrogen Peroxide and Glucose", *Analytical Chemistry*, vol. 61, No. 21, 1989, pp. 2352-2355.
- Taylor, C., et al., "'Wiring' of Glucose Oxidase Within a Hydrogel Made with Polyvinyl Imidazole Complexed with [(Os-4,4'-dimethoxy-2,2'-bipyridine)Cl]^{+/2+}", *Journal of Electroanalytical Chemistry*, vol. 396, 1995, pp. 511-515.
- Thompson, M., et al., "In Vivo Probes: Problems and Perspectives", *Clinical Biochemistry*, vol. 19, 1986, pp. 255-261.
- Travenol Laboratories, Inc., *An Introduction to "Eugly"*, Book 1, 1985, pp. 1-22.
- Trojanowicz, M., et al., "Enzyme Entrapped Polypyrrole Modified Electrode for Flow-Injection Determination of Glucose", *Biosensors & Bioelectronics*, vol. 5, 1990, pp. 149-156.
- Tsalikian, E., et al., "Accuracy of the GlucoWatch G2® Biographer and the Continuous Glucose Monitoring System During Hypoglycemia: Experience of the Diabetes Research in Children Network", *Diabetes Care*, vol. 27, No. 3, 2004, pp. 722-726.

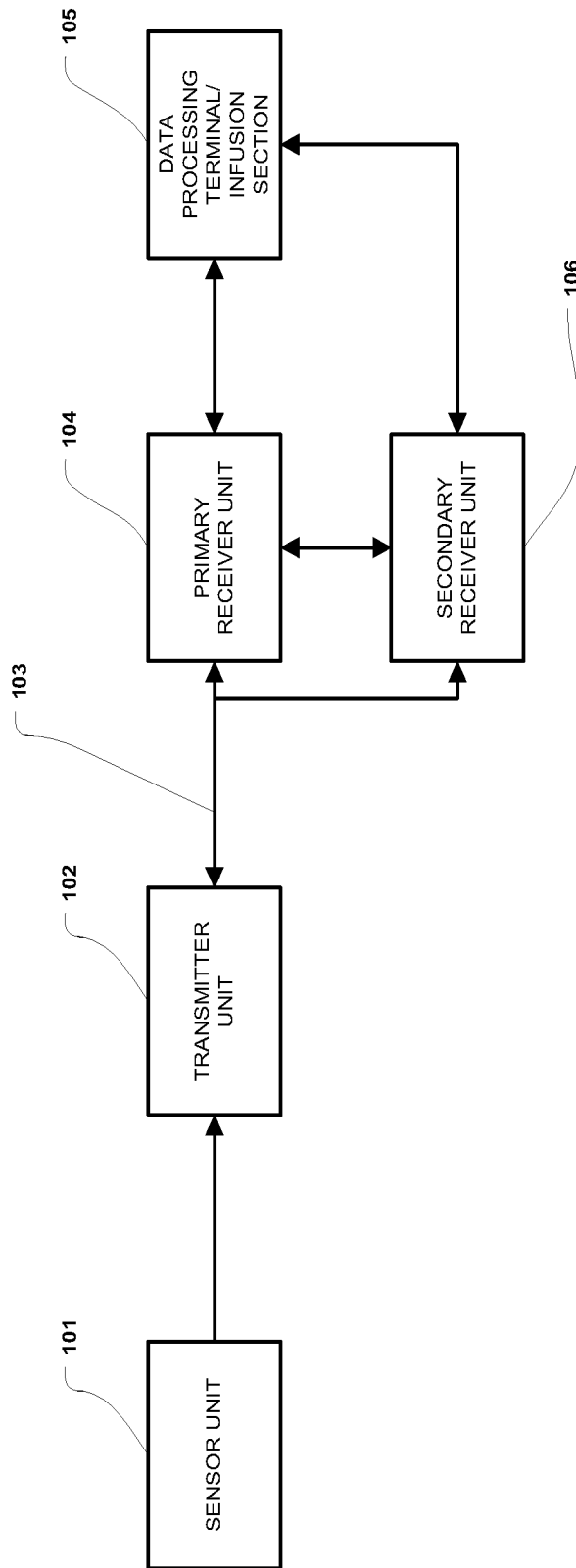
(56)

References Cited

OTHER PUBLICATIONS

- Turner, A., et al., "Diabetes Mellitus: Biosensors for Research and Management", *Biosensors*, vol. 1, 1985, pp. 85-115.
- Turner, R. F., et al., "A Biocompatible Enzyme Electrode for Continuous in vivo Glucose Monitoring in Whole Blood", *Sensors and Actuators B*, vol. 1, 1990, pp. 561-564.
- Tuzhi, P., et al., "Constant Potential Pretreatment of Carbon Fiber Electrodes for In Vivo Electrochemistry", *Analytical Letters*, vol. 24, No. 6, 1991, pp. 935-945.
- Umana, M., "Protein-Modified Electrochemically Active Biomaterial Surface", *U.S. Army Research Office, Analytical and Chemical Sciences Research Triangle Institute*, 1988, pp. 1-9.
- Urdike, S. J., et al., "Principles of Long-Term Fully Implanted Sensors with Emphasis on Radiotelemetric Monitoring of Blood Glucose from Inside a Subcutaneous Foreign Body Capsule (FBC)", *Biosensors in the Body: Continuous in vivo Monitoring, Chapter 4*, 1997, pp. 117-137.
- Urban, G., et al., "Miniaturized Thin-Film Biosensors Using Covalently Immobilized Glucose Oxidase", *Biosensors & Bioelectronics*, vol. 6, 1991, pp. 555-562.
- Velho, G., et al., "In Vitro and In Vivo Stability of Electrode Potentials in Needle-Type Glucose Sensors", *Diabetes*, vol. 38, No. 2, 1989, pp. 164-171.
- Velho, G., et al., "Strategies for Calibrating a Subcutaneous Glucose Sensor", *Biomedica Biochimica Acta*, vol. 48, 1989, pp. 957-964.
- Von Woedtke, T., et al., "In Situ Calibration of Implanted Electrochemical Glucose Sensors", *Biomedica Biochimica Acta*, vol. 48, 1989, pp. 943-952.
- Vreeke, M. S., et al., "Hydrogen Peroxide Electrodes Based on Electrical Connection of Redox Centers of Various Peroxidases to Electrodes through a Three-Dimensional Electron-Relaying Polymer Network", *Diagnostic Biosensors Polymers, Chapter 15*, 1993, pp. 180-193.
- Vreeke, M., et al., "Hydrogen Peroxide and β -Nicotinamide Adenine Dinucleotide Sensing Amperometric Electrodes Based on Electrical Connection of Horseradish Peroxidase Redox Centers to Electrodes through a Three-Dimensional Electron Relaying Polymer Network", *Analytical Chemistry*, vol. 64, No. 24, 1992, pp. 3084-3090.
- Wang, D. L., et al., "Miniaturized Flexible Amperometric Lactate Probe", *Analytical Chemistry*, vol. 65, No. 8, 1993, pp. 1069-1073.
- Wang, J., et al., "Activation of Glassy Carbon Electrodes by Alternating Current Electrochemical Treatment", *Analytica Chimica Acta*, vol. 167, 1985, pp. 325-334.
- Wang, J., et al., "Amperometric Biosensing of Organic Peroxides with Peroxidase-Modified Electrodes", *Analytica Chimica Acta*, vol. 254, 1991, pp. 81-88.
- Wang, J., et al., "Screen-Printable Sol-Gel Enzyme-Containing Carbon Inks", *Analytical Chemistry*, vol. 68, No. 15, 1996, pp. 2705-2708.
- Wang, J., et al., "Sol-Gel-Derived Metal-Dispersed Carbon Composite Amperometric Biosensors", *Electroanalysis*, vol. 9, No. 1, 1997, pp. 52-55.
- Williams, D. L., et al., "Electrochemical-Enzymatic Analysis of Blood Glucose and Lactate", *Analytical Chemistry*, vol. 42, No. 1, 1970, pp. 118-121.
- Wilson, G. S., et al., "Progress Toward the Development of an Implantable Sensor for Glucose", *Clinical Chemistry*, vol. 38, No. 9, 1992, pp. 1613-1617.
- Yabuki, S., et al., "Electro-Conductive Enzyme Membrane", *Journal of the Chemical Society, Chemical Communications*, 1989, pp. 945-946.
- Yang, C., et al., "A Comparison of Physical Properties and Fuel Cell Performance of Nafion and Zirconium Phosphate/Nafion Composite Membranes," *Journal of Membrane Science*, vol. 237, 2004, pp. 145-161.
- Yang, L., et al., "Determination of Oxidase Enzyme Substrates Using Cross-Flow Thin-Layer Amperometry", *Electroanalysis*, vol. 8, No. 8-9, 1996, pp. 716-721.
- Yao, S. J., et al., "The Interference of Ascorbate and Urea in Low-Potential Electrochemical Glucose Sensing", *Proceedings of the Twelfth Annual International Conference of the IEEE Engineering in Medicine and Biology Society*, vol. 12, Part 2, 1990, pp. 487-489.
- Yao, T., "A Chemically-Modified Enzyme Membrane Electrode as an Amperometric Glucose Sensor", *Analytica Chimica Acta*, vol. 148, 1983, pp. 27-33.
- Ye, L., et al., "High Current Density 'Wired' Quinoprotein Glucose Dehydrogenase Electrode", *Analytical Chemistry*, vol. 65, No. 3, 1993, pp. 238-241.
- Yildiz, A., et al., "Evaluation of an Improved Thin-Layer Electrode", *Analytical Chemistry*, vol. 40, No. 7, 1968, pp. 1018-1024.
- Zamzow, K., et al., "New Wearable Continuous Blood Glucose Monitor (BGM) and Artificial Pancreas (AP)", *Diabetes*, vol. 39, 1990, pp. 5A-20.
- Zhang, Y., et al., "Application of Cell Culture Toxicity Tests to the Development of Implantable Biosensors", *Biosensors & Bioelectronics*, vol. 6, 1991, pp. 653-661.
- Zhang, Y., et al., "Elimination of the Acetaminophen Interference in an Implantable Glucose Sensor", *Analytical Chemistry*, vol. 66, No. 7, 1994, pp. 1183-1188.
- PCT Application No. PCT/US2010/032860, International Search Report and Written Opinion of the International Searching Authority mailed Jun. 29, 2010.
- Cheyne, E. H., et al., "Performance of a Continuous Glucose Monitoring System During Controlled Hypoglycaemia in Healthy Volunteers", *Diabetes Technology & Therapeutics*, vol. 4, No. 5, 2002, pp. 607-613.
- Diem, P., et al., "Clinical Performance of a Continuous Viscometric Affinity Sensor for Glucose", *Diabetes Technology & Therapeutics*, vol. 6, 2004, pp. 790-799.
- Garg, S., et al., "Improvement in Glycemic Excursions with a Transcutaneous, Real-Time Continuous Glucose Sensor", *Diabetes Care*, vol. 29, No. 1, 2006, pp. 44-50.
- Kondepati, V., et al., "Recent Progress in Analytical Instrumentation for Glycemic Control in Diabetic and Critically Ill Patients", *Analytical Bioanalytical Chemistry*, vol. 388, 2007, pp. 545-563.
- Lo, B., et al., "Key Technical Challenges and Current Implementations of Body Sensor Networks", *Body Sensor Networks*, 2005, pp. 1-5.
- Lodwig, V., et al., "Continuous Glucose Monitoring with Glucose Sensors: Calibration and Assessment Criteria", *Diabetes Technology & Therapeutics*, vol. 5, No. 4, 2003, pp. 573-587.
- Morbiducci, U., et al., "Improved Usability of the Minimal Model of Insulin Sensitivity Based on an Automated Approach and Genetic Algorithms for Parameter Estimation", *Clinical Science*, vol. 112, 2007, pp. 257-263.
- Mougiakakou, et al., "A Real Time Simulation Model of Glucose-Insulin Metabolism for Type 1 Diabetes Patients", *Proceedings of the 2005 IEEE*, 2005, pp. 298-301.
- Parker, R., et al., "Robust H ∞ Glucose Control in Diabetes Using a Physiological Model", *AIChE Journal*, vol. 46, No. 12, 2000, pp. 2537-2549.
- Rodriguez, N., et al., "Flexible Communication and Control Protocol for Injectable Neuromuscular Interfaces", *IEEE Transactions on Biomedical Circuits and Systems*, vol. 1, No. 1, 2007, pp. 19-27.
- Salditt, P., "Trends in Medical Device Design and Manufacturing", *SMTA News and Journal of Surface Mount Technology*, vol. 17, 2004, pp. 19-24.
- Slattery, C., et al., "A Reference Design for High-Performance, Low-Cost Weigh Scales", *Analog Dialogue 39-12*, 2005 pp. 1-6.

* cited by examiner



100

FIGURE 1

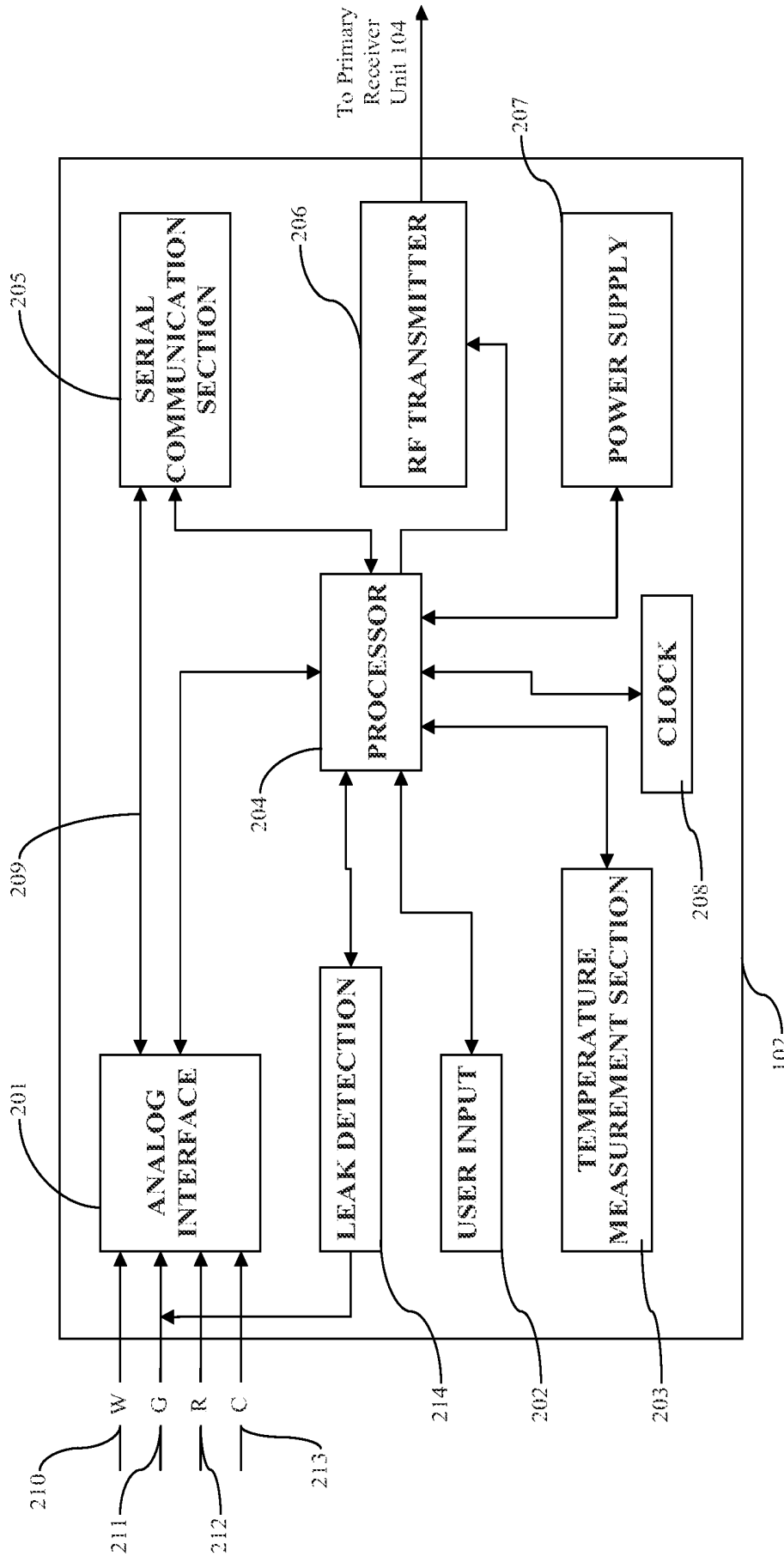


FIGURE 2

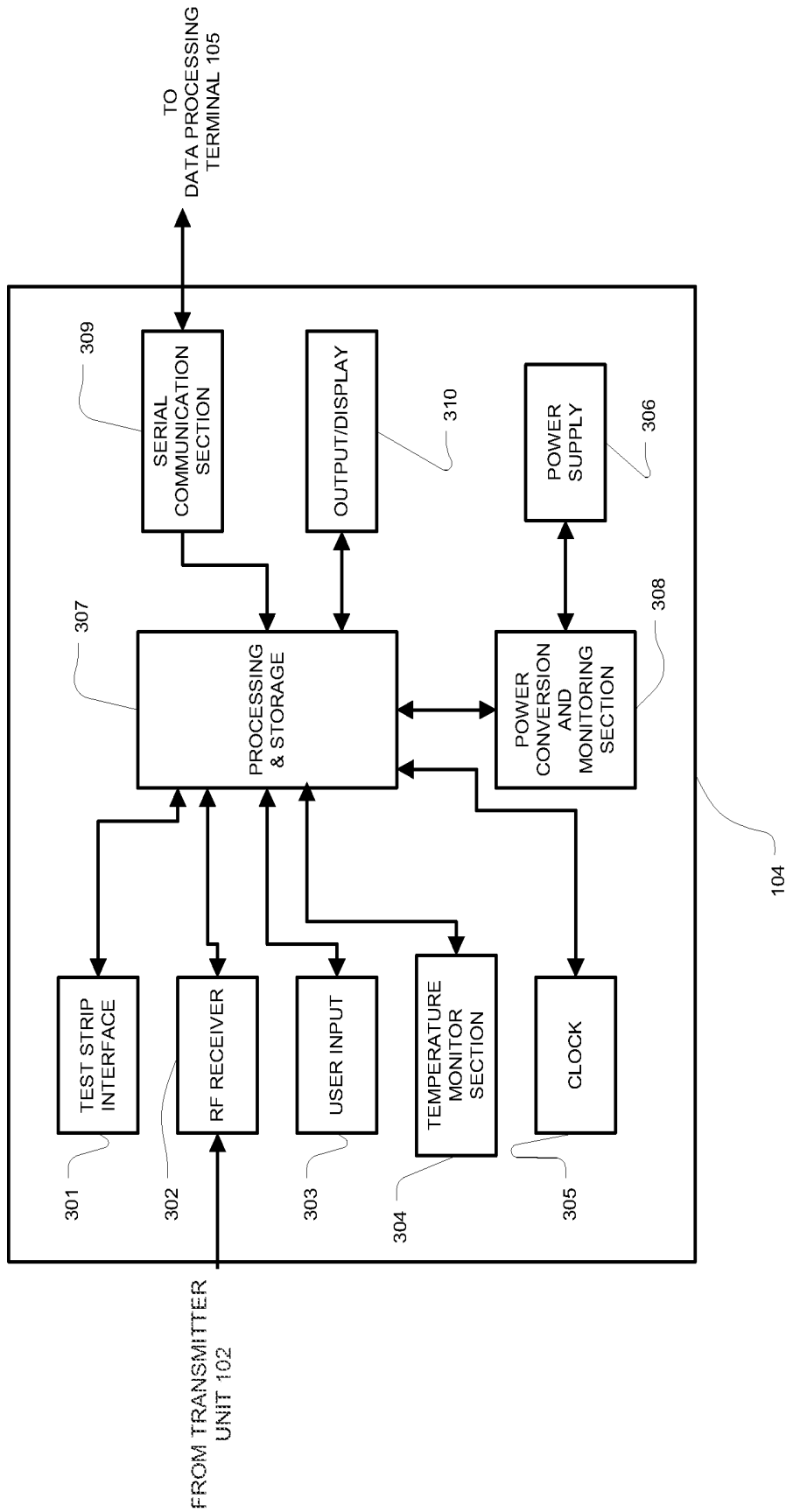


FIGURE 3

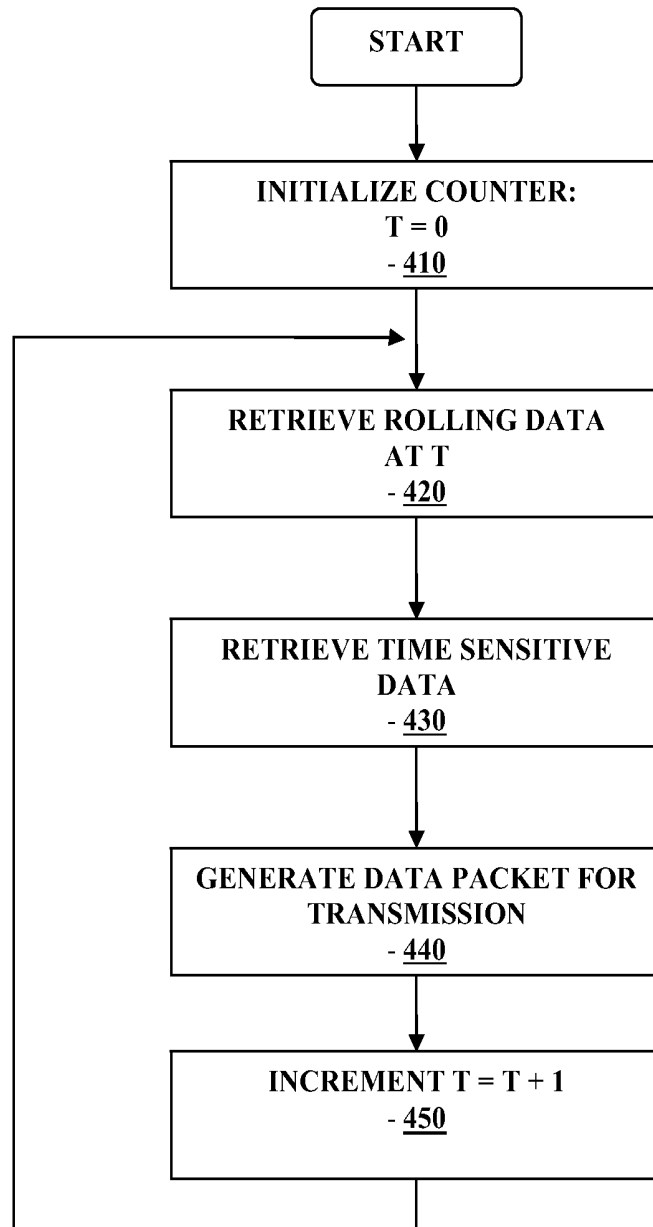


FIGURE 4

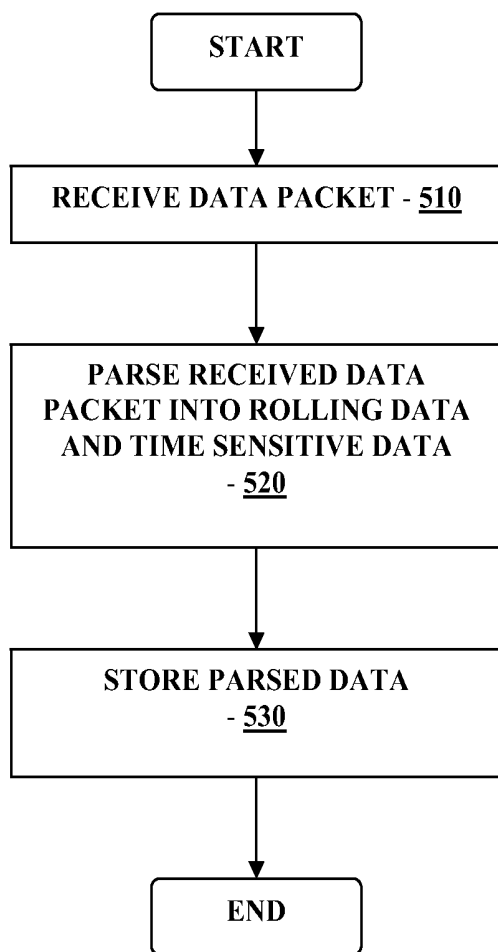


FIGURE 5

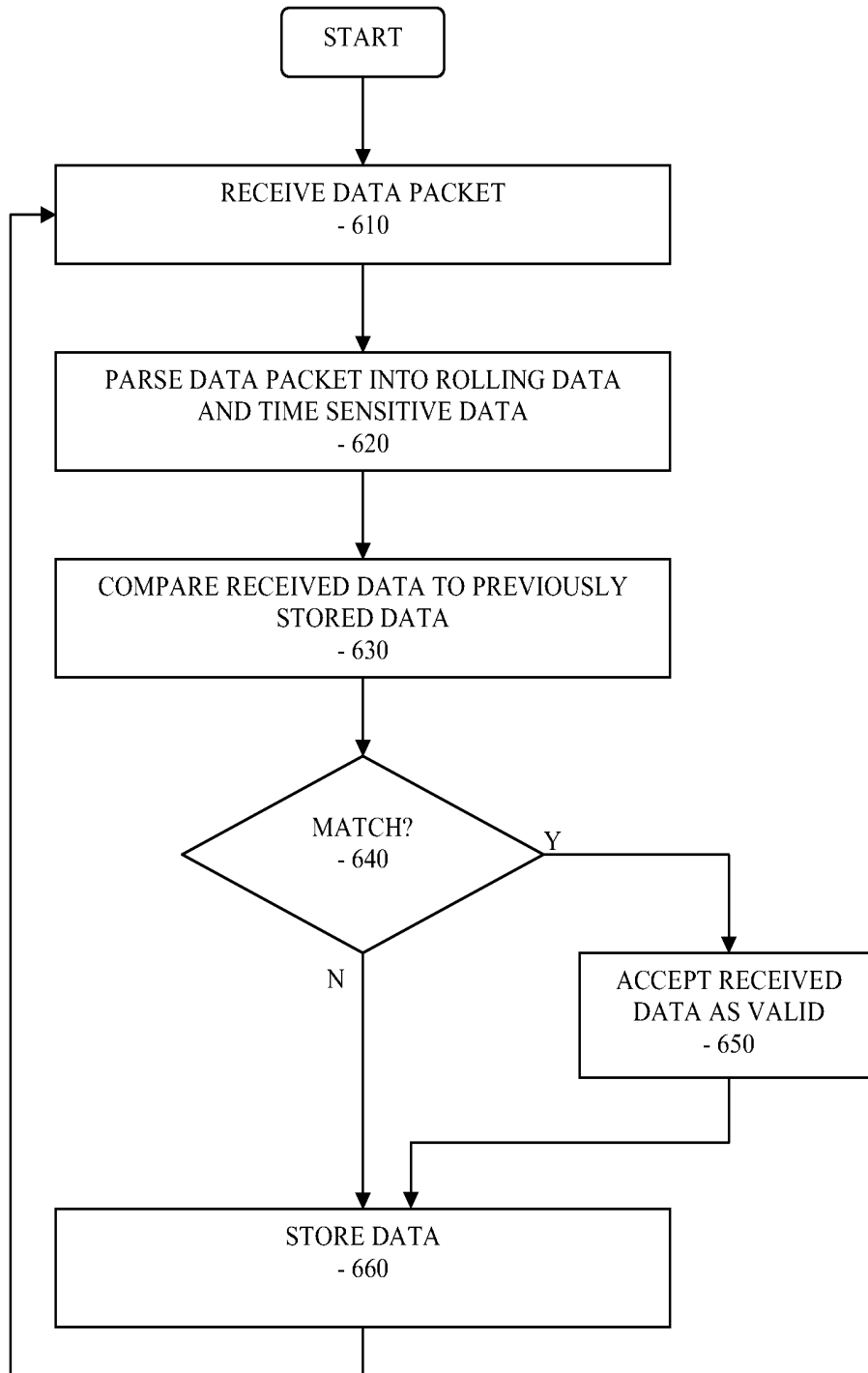


FIGURE 6

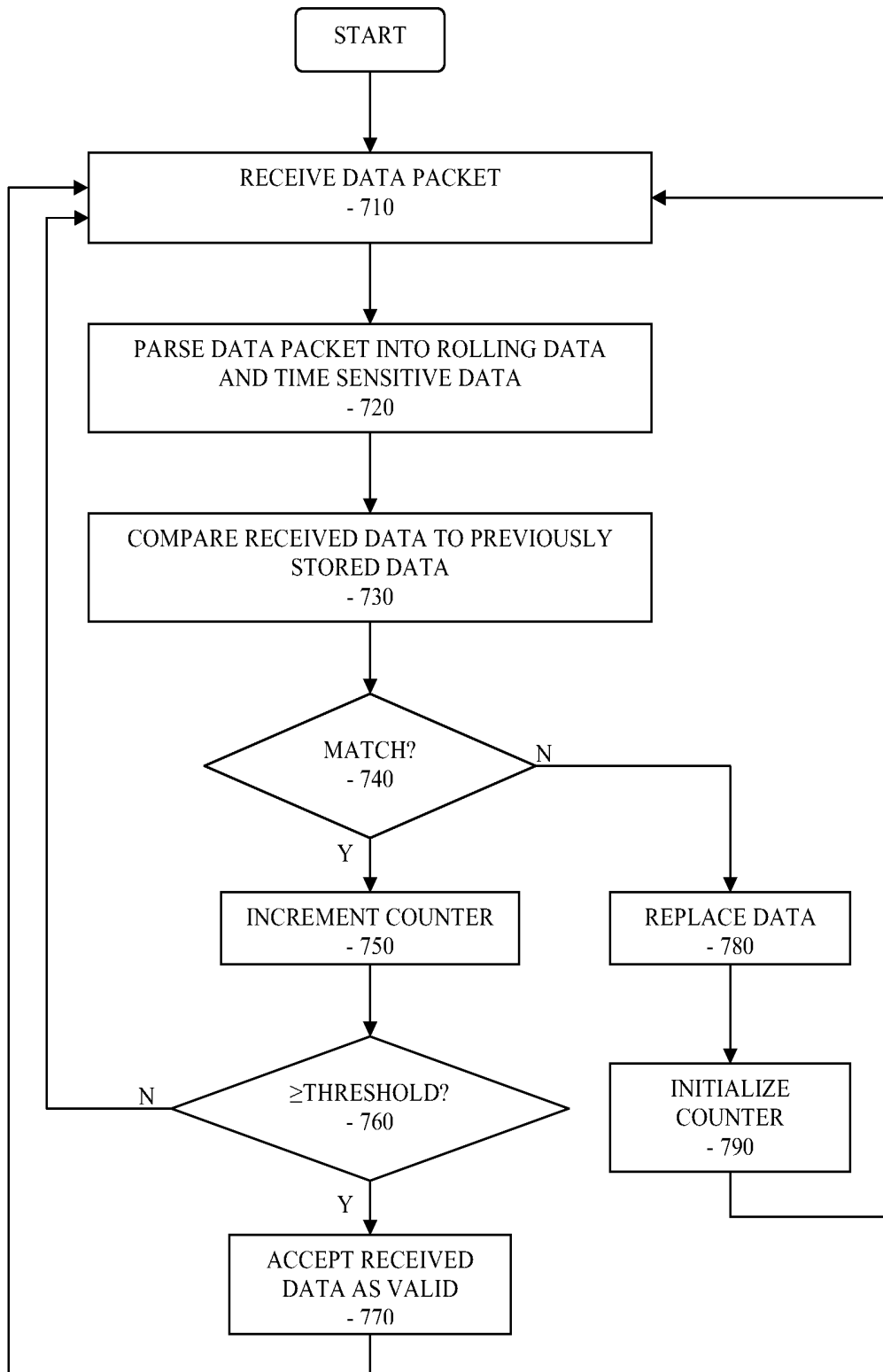


FIGURE 7

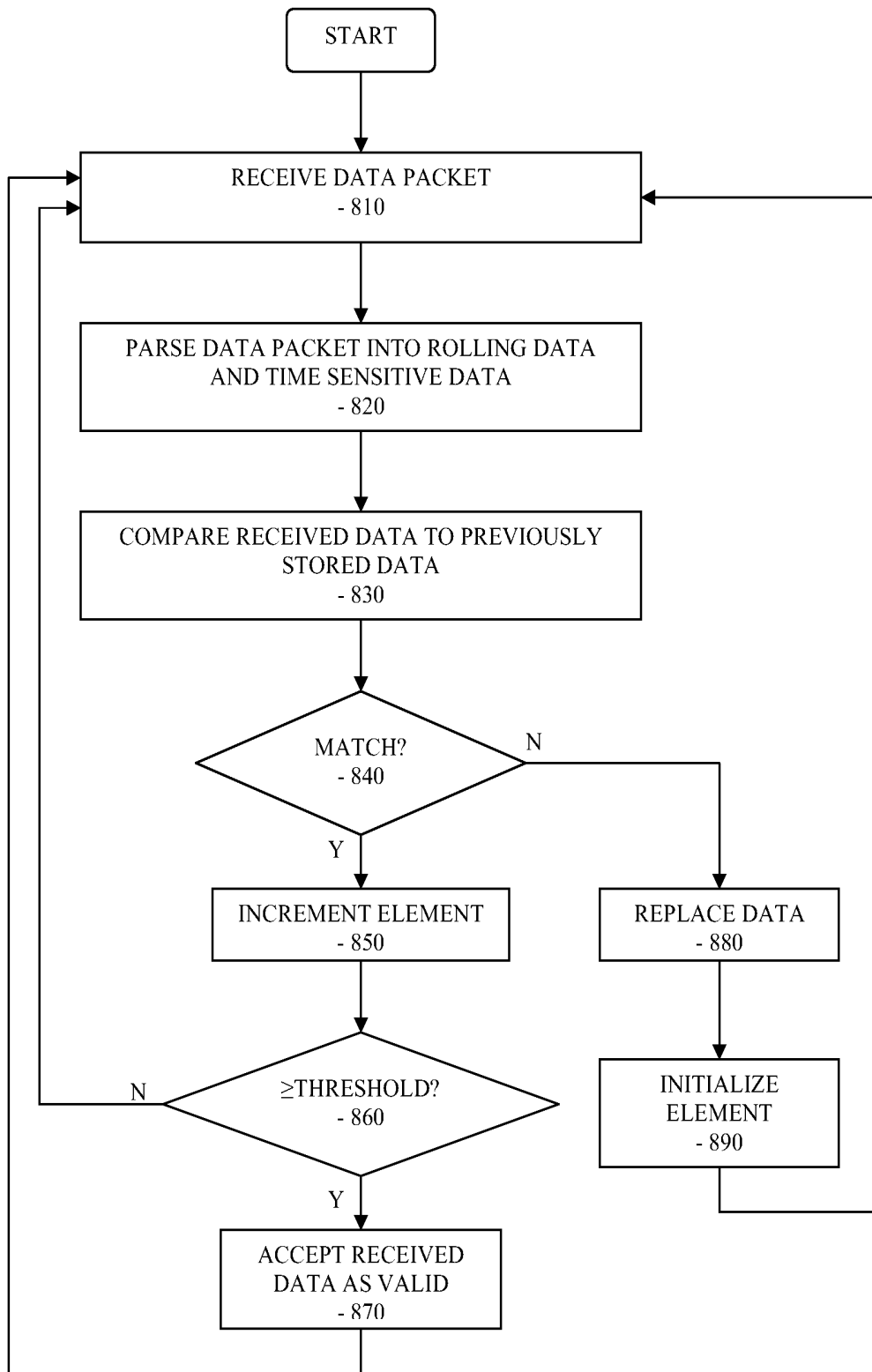


FIGURE 8

ERROR DETECTION IN CRITICAL REPEATING DATA IN A WIRELESS SENSOR SYSTEM

RELATED APPLICATIONS

The present application claims priority under 35 U.S.C. §119(e) to U.S. provisional application No. 61/173,594 filed Apr. 28, 2009, entitled "Error Detection in Critical Repeating Data in a Wireless Sensor System", the disclosure of which is incorporated in its entirety by reference for all purposes.

BACKGROUND

Analyte, e.g., glucose monitoring systems including continuous and discrete monitoring systems generally include a small, lightweight battery powered and microprocessor controlled system which is configured to detect signals proportional to the corresponding measured glucose levels using an electrometer. RF signals may be used to transmit the collected data. One aspect of certain analyte monitoring systems include a transcutaneous or subcutaneous analyte sensor configuration which is, for example, at least partially positioned through the skin layer of a subject whose analyte level is to be monitored. The sensor may use a two or three-electrode (work, reference and counter electrodes) configuration driven by a controlled potential (potentiostat) analog circuit connected through a contact system.

An analyte sensor may be configured so that a portion thereof is placed under the skin of the patient so as to contact analyte of the patient, and another portion or segment of the analyte sensor may be in communication with the transmitter unit. The transmitter unit may be configured to transmit the analyte levels detected by the sensor over a wireless communication link such as an RF (radio frequency) communication link to a receiver/monitor unit. The receiver/monitor unit may perform data analysis, among other functions, on the received analyte levels to generate information pertaining to the monitored analyte levels.

Transmission of control or command data over a wireless communication link is often constrained to occur within a substantially short time duration. In turn, the time constraint in data communication imposes limits on the type and size of data that may be transmitted during the transmission time period.

SUMMARY

Devices and methods for analyte monitoring, e.g., glucose monitoring, and/or therapy management system including, for example, medication infusion device are provided. Embodiments include transmitting, repeating, providing, relaying or otherwise passing information from a first location to a second, e.g., using a telemetry system such as RF telemetry. Systems herein include continuous analyte monitoring systems, discrete analyte monitoring systems, and/or therapy management systems.

These and other objects, features and advantages of the present disclosure will become more fully apparent from the following detailed description of the embodiments, the appended claims and the accompanying drawings.

INCORPORATION BY REFERENCE

The following patents, applications and/or publications are incorporated herein by reference for all purposes: U.S. Pat. Nos. 4,545,382; 4,711,245; 5,262,035; 5,262,305; 5,264,104;

5,320,715; 5,509,410; 5,543,326; 5,593,852; 5,601,435; 5,628,890; 5,820,551; 5,822,715; 5,899,855; 5,918,603; 6,071,391; 6,103,033; 6,120,676; 6,121,009; 6,134,461; 6,143,164; 6,144,837; 6,161,095; 6,175,752; 6,270,455; 6,284,478; 6,299,757; 6,338,790; 6,377,894; 6,461,496; 6,503,381; 6,514,460; 6,514,718; 6,540,891; 6,560,471; 6,579,690; 6,591,125; 6,592,745; 6,600,997; 6,605,200; 6,605,201; 6,616,819; 6,618,934; 6,650,471; 6,654,625; 6,676,816; 6,730,200; 6,736,957; 6,746,582; 6,749,740; 6,764,581; 6,773,671; 6,881,551; 6,893,545; 6,932,892; 6,932,894; 6,942,518; 7,167,818; and 7,299,082; U.S. Published Application Nos. 2004/0186365; 2005/0182306; 2007/0056858; 2007/0068807; 2007/0227911; 2007/0233013; 2008/0081977; 2008/0161666; and 2009/0054748; U.S. patent application Ser. No. 11/831,866, now U.S. Pat. No. 7,768,386; Ser. Nos. 11/831,881; 11/831,895; 12/102,839; 12/102,844, now U.S. Pat. No. 8,140,142; Ser. Nos. 12/102,847; 12/102,855; 12/102,856; 12/152,636, now U.S. Pat. No. 8,260,558; Ser. No. 12/152,648, now U.S. Pat. No. 8,600,681; Ser. No. 12/152,650, now U.S. Pat. No. 8,444,560; Ser. No. 12/152,652, now U.S. Pat. No. 8,239,166; Ser. Nos. 12/152,657; 12/152,662; 12/152,670, now U.S. Pat. No. 7,996,158; Ser. Nos. 12/152,673; 12/363,712, now U.S. Pat. No. 8,346,335; Ser. Nos. 12/131,012; 12/242,823, now U.S. Pat. No. 8,219,173; Ser. No. 12/363,712, now U.S. Pat. No. 8,346,335; Ser. Nos. 12/393,921; 12/495,709; 12/698,124; 12/699,653; 12/699,844; 12/714,439; 12/761,372; and 12/761,387, now U.S. Pat. No. 8,497,777 and U.S. Provisional Application Ser. Nos. 61/230,686 and 61/227,967.

BRIEF DESCRIPTION OF THE DRAWINGS

FIG. 1 illustrates a block diagram of a data monitoring and management system for practicing one or more embodiments of the present disclosure;

FIG. 2 is a block diagram of the transmitter unit of the data monitoring and management system shown in FIG. 1 in accordance with one embodiment of the present disclosure;

FIG. 3 is a block diagram of the receiver/monitor unit of the data monitoring and management system shown in FIG. 1 in accordance with one embodiment of the present disclosure;

FIG. 4 is a flowchart illustrating data packet procedure including rolling data for transmission in accordance with one embodiment of the present disclosure;

FIG. 5 is a flowchart illustrating data processing of the received data packet including the rolling data in accordance with one embodiment of the present disclosure;

FIG. 6 is a flow chart illustrating error detection of rolling data of a received data packet in accordance with one embodiment of the present disclosure;

FIG. 7 is a flow chart illustrating an alternative error detection of rolling data of a received data packet; and

FIG. 8 is a flow chart illustrating an error detection of rolling data from a plurality of data packets in accordance with one embodiment of the present disclosure.

DETAILED DESCRIPTION

Before the present disclosure is described in additional detail, it is to be understood that this disclosure is not limited to particular embodiments described, as such may, of course, vary. It is also to be understood that the terminology used herein is for the purpose of describing particular embodiments only, and is not intended to be limiting, since the scope of the present disclosure will be limited only by the appended claims.

Where a range of values is provided, it is understood that each intervening value, to the tenth of the unit of the lower limit unless the context clearly dictates otherwise, between the upper and lower limit of that range and any other stated or intervening value in that stated range, is encompassed within the disclosure. The upper and lower limits of these smaller ranges may independently be included in the smaller ranges is also encompassed within the disclosure, subject to any specifically excluded limit in the stated range. Where the stated range includes one or both of the limits, ranges excluding either or both of those included limits are also included in the disclosure.

Unless defined otherwise, all technical and scientific terms used herein have the same meaning as commonly understood by one of ordinary skill in the art to which this disclosure belongs. Although any methods and materials similar or equivalent to those described herein can also be used in the practice or testing of the present disclosure, the preferred methods and materials are now described. All publications mentioned herein are incorporated herein by reference to disclose and describe the methods and/or materials in connection with which the publications are cited.

It must be noted that as used herein and in the appended claims, the singular forms "a", "an", and "the" include plural referents unless the context clearly dictates otherwise.

The publications discussed herein are provided solely for their disclosure prior to the filing date of the present application. Nothing herein is to be construed as an admission that the present disclosure is not entitled to antedate such publication by virtue of prior disclosure. Further, the dates of publication provided may be different from the actual publication dates which may need to be independently confirmed.

As will be apparent to those of skill in the art upon reading this disclosure, each of the individual embodiments described and illustrated herein has discrete components and features which may be readily separated from or combined with the features of any of the other several embodiments without departing from the scope or spirit of the present disclosure.

The figures shown herein are not necessarily drawn to scale, with some components and features being exaggerated for clarity.

As summarized above and as described in further detail below, in accordance with the various embodiments of the present disclosure, there is provided a method and system for positioning a controller unit within a transmission range for close proximity communication, transmitting one or more predefined close proximity commands, and receiving a response packet in response to the transmitted one or more predefined close proximity commands. For example, in one aspect, close proximity communication includes short range wireless communication between communication components or devices, where the communication range is limited to about 10 inches or less, about 5 inches or less, or about 2 inches or less, or other suitable, short range distance between the devices. The close proximity wireless communication in certain embodiments includes a bi-directional communication where a command sending communication device, when positioned within the short communication range or in close proximity to the command receiving communication device, is configured to transmit one or more commands to the command receiving communication device (for example, when a user activates or actuates a transmit command button or switch). In response, the command receiving communication device may be configured to perform one or more routines associated with the received command, and/or return or send back a response data packet or signal to the command sending communication device. Examples of such functions and or

commands may include, but are not limited to, activation of certain functions or routines such as analyte related data processing, and the like.

FIG. 1 illustrates a data monitoring and management system such as, for example, analyte (e.g., glucose) monitoring system 100 in accordance with one embodiment of the present disclosure. The subject invention is further described primarily with respect to a glucose monitoring system for convenience and such description is in no way intended to limit the scope of the invention. It is to be understood that the analyte monitoring system may be configured to monitor a variety of analytes, e.g., lactate, and the like.

Analytes that may be monitored include, for example, acetyl choline, amylase, bilirubin, cholesterol, chorionic gonadotropin, creatine kinase (e.g., CK-MB), creatine, DNA, fructosamine, glucose, glutamine, growth hormones, hormones, ketones, lactate, peroxide, prostate-specific antigen, prothrombin, RNA, thyroid stimulating hormone, and tropinin. The concentration of drugs, such as, for example, antibiotics (e.g., gentamicin, vancomycin, and the like), digitoxin, digoxin, drugs of abuse, theophylline, and warfarin, may also be monitored. More than one analyte may be monitored by a single system, e.g. a single analyte sensor.

The analyte monitoring system 100 includes a sensor unit 101, a transmitter unit 102 coupleable to the sensor unit 101, and a primary receiver unit 104 which is configured to communicate with the transmitter unit 102 via a bi-directional communication link 103. The primary receiver unit 104 may be further configured to transmit data to a data processing terminal 105 for evaluating the data received by the primary receiver unit 104. Moreover, the data processing terminal 105 in one embodiment may be configured to receive data directly from the transmitter unit 102 via a communication link which may optionally be configured for bi-directional communication. Accordingly, transmitter unit 102 and/or receiver unit 104 may include a transceiver.

Also shown in FIG. 1 is an optional secondary receiver unit 106 which is operatively coupled to the communication link 103 and configured to receive data transmitted from the transmitter unit 102. Moreover, as shown in the Figure, the secondary receiver unit 106 is configured to communicate with the primary receiver unit 104 as well as the data processing terminal 105. Indeed, the secondary receiver unit 106 may be configured for bi-directional wireless communication with each or one of the primary receiver unit 104 and the data processing terminal 105. As discussed in further detail below, in one embodiment of the present disclosure, the secondary receiver unit 106 may be configured to include a limited number of functions and features as compared with the primary receiver unit 104. As such, the secondary receiver unit 106 may be configured substantially in a smaller compact housing or embodied in a device such as a wrist watch, pager, mobile phone, PDA, for example. Alternatively, the secondary receiver unit 106 may be configured with the same or substantially similar functionality as the primary receiver unit 104. The receiver unit may be configured to be used in conjunction with a docking cradle unit, for example for one or more of the following or other functions: placement by bedside, for re-charging, for data management, for night time monitoring, and/or bi-directional communication.

In one aspect sensor unit 101 may include two or more sensors, each configured to communicate with transmitter unit 102. Furthermore, while only one, transmitter unit 102, communication link 103, and data processing terminal 105 are shown in the embodiment of the analyte monitoring system 100 illustrated in FIG. 1, however, it will be appreciated by one of ordinary skill in the art that the analyte monitoring

system **100** may include one or more sensors, multiple transmitter units **102**, communication links **103**, and data processing terminals **105**. Moreover, within the scope of the present disclosure, the analyte monitoring system **100** may be a continuous monitoring system, or semi-continuous, or a discrete monitoring system. In a multi-component environment, each device is configured to be uniquely identified by each of the other devices in the system so that communication conflict is readily resolved between the various components within the analyte monitoring system **100**.

In one embodiment of the present disclosure, the sensor unit **101** is physically positioned in or on the body of a user whose analyte level is being monitored. The sensor unit **101** may be configured to continuously sample the analyte level of the user and convert the sampled analyte level into a corresponding data signal for transmission by the transmitter unit **102**. In certain embodiments, the transmitter unit **102** may be physically coupled to the sensor unit **101** so that both devices are integrated in a single housing and positioned on the user's body. The transmitter unit **102** may perform data processing such as filtering and encoding on data signals and/or other functions, each of which corresponds to a sampled analyte level of the user, and in any event transmitter unit **102** transmits analyte information to the primary receiver unit **104** via the communication link **103**. Examples of such integrated sensor and transmitter units can be found in, among others, U.S. patent application Ser. No. 12/698,124, incorporated herein by reference.

In one embodiment, the analyte monitoring system **100** is configured as a one-way RF communication path from the transmitter unit **102** to the primary receiver unit **104**. In such embodiment, the transmitter unit **102** transmits the sampled data signals received from the sensor unit **101** without acknowledgement from the primary receiver unit **104** that the transmitted sampled data signals have been received. For example, the transmitter unit **102** may be configured to transmit the encoded sampled data signals at a fixed rate (e.g., at one minute intervals) after the completion of the initial power on procedure. Likewise, the primary receiver unit **104** may be configured to detect such transmitted encoded sampled data signals at predetermined time intervals. Alternatively, the analyte monitoring system **100** may be configured with a bi-directional RF (or otherwise) communication between the transmitter unit **102** and the primary receiver unit **104**.

Additionally, in one aspect, the primary receiver unit **104** may include two sections. The first section is an analog interface section that is configured to communicate with the transmitter unit **102** via the communication link **103**. In one embodiment, the analog interface section may include an RF receiver and an antenna for receiving and amplifying the data signals from the transmitter unit **102**, which are thereafter, demodulated with a local oscillator and filtered through a band-pass filter. The second section of the primary receiver unit **104** is a data processing section which is configured to process the data signals received from the transmitter unit **102** such as by performing data decoding, error detection and correction, data clock generation, and data bit recovery.

In operation, upon completing the power-on procedure, the primary receiver unit **104** is configured to detect the presence of the transmitter unit **102** within its range based on, for example, the strength of the detected data signals received from the transmitter unit **102** and/or a predetermined transmitter identification information. Upon successful synchronization with the corresponding transmitter unit **102**, the primary receiver unit **104** is configured to begin receiving from the transmitter unit **102** data signals corresponding to the user's detected analyte level. More specifically, the primary

receiver unit **104** in one embodiment is configured to perform synchronized time hopping with the corresponding synchronized transmitter unit **102** via the communication link **103** to obtain the user's detected analyte level.

Referring again to FIG. 1, the data processing terminal **105** may include a personal computer, a portable computer such as a laptop or a handheld device (e.g., personal digital assistants (PDAs)), and the like, each of which may be configured for data communication with the receiver via a wired or a wireless connection. Additionally, the data processing terminal **105** may further be connected to a data network (not shown) for storing, retrieving and updating data corresponding to the detected analyte level of the user.

Within the scope of the present disclosure, the data processing terminal **105** may include an infusion device such as an insulin infusion pump (external or implantable) or the like, which may be configured to administer insulin to patients, and which may be configured to communicate with the receiver unit **104** for receiving, among others, the measured analyte level. Alternatively, the receiver unit **104** may be configured to integrate or otherwise couple to an infusion device therein so that the receiver unit **104** is configured to administer insulin therapy to patients, for example, for administering and modifying basal profiles, as well as for determining appropriate boluses for administration based on, among others, the detected analyte levels received from the transmitter unit **102**.

Additionally, the transmitter unit **102**, the primary receiver unit **104** and the data processing terminal **105** may each be configured for bi-directional wireless communication such that each of the transmitter unit **102**, the primary receiver unit **104** and the data processing terminal **105** may be configured to communicate (that is, transmit data to and receive data from) with each other via the wireless communication link **103**. More specifically, the data processing terminal **105** may in one embodiment be configured to receive data directly from the transmitter unit **102** via the communication link **103**, where the communication link **103**, as described above, may be configured for bi-directional communication.

In this embodiment, the data processing terminal **105** which may include an insulin pump, may be configured to receive the analyte signals from the transmitter unit **102**, and thus, incorporate the functions of the receiver unit **104** including data processing for managing the patient's insulin therapy and analyte monitoring. In one embodiment, the communication link **103** may include one or more of an RF communication protocol, an infrared communication protocol, a Bluetooth® enabled communication protocol, an 802.11x wireless communication protocol, or an equivalent wireless communication protocol which would allow secure, wireless communication of several units (for example, per HIPAA requirements) while avoiding potential data collision and interference.

FIG. 2 is a block diagram of the transmitter unit of the data monitoring and detection system **100** shown in FIG. 1 in accordance with one embodiment of the present disclosure. Referring to the Figure, the transmitter unit **102** in one embodiment includes an analog interface **201** configured to communicate with the sensor unit **101** (FIG. 1), a user input **202**, and a temperature measurement section **203**, each of which is operatively coupled to a transmitter processor **204** such as a central processing unit (CPU). As can be seen from FIG. 2, there are provided four contacts, three of which are electrodes—work electrode (W) **210**, guard contact (G) **211**, reference electrode (R) **212**, and counter electrode (C) **213**, each operatively coupled to the analog interface **201** of the transmitter unit **102** for connection to the sensor unit **101**

(FIG. 1). In one embodiment, each of the work electrode (W) 210, guard contact (G) 211, reference electrode (R) 212, and counter electrode (C) 213 may be made using a conductive material that is either printed or etched or ablated, for example, such as carbon which may be printed, or a metal such as a metal foil (e.g., gold) or the like, which may be etched or ablated or otherwise processed to provide one or more electrodes. Fewer or greater electrodes and/or contact may be provided in certain embodiments.

Further shown in FIG. 2 are a transmitter serial communication section 205 and an RF transmitter 206, each of which is also operatively coupled to the transmitter processor 204. Moreover, a power supply 207 such as a battery is also provided in the transmitter unit 102 to provide the necessary power for the transmitter unit 102. In certain embodiments, the power supply 207 also provides the power necessary to power the sensor 101. In other embodiments, the sensor is a self-powered sensor, such as the sensor described in U.S. patent application Ser. No. 12/393,921, incorporated herein by reference. Additionally, as can be seen from the Figure, clock 208 is provided to, among others, supply real time information to the transmitter processor 204.

In one embodiment, a unidirectional input path is established from the sensor unit 101 (FIG. 1) and/or manufacturing and testing equipment to the analog interface 201 of the transmitter unit 102, while a unidirectional output is established from the output of the RF transmitter 206 of the transmitter unit 102 for transmission to the primary receiver unit 104 (FIG. 1). In this manner, a data path is shown in FIG. 2 between the aforementioned unidirectional input and output via a dedicated link 209 from the analog interface 201 to serial communication section 205, thereafter to the processor 204, and then to the RF transmitter 206. As such, in one embodiment, via the data path described above, the transmitter unit 102 is configured to transmit to the primary receiver unit 104, via the communication link 103 (FIG. 1), processed and encoded data signals received from the sensor unit 101. Additionally, the unidirectional communication data path between the analog interface 201 and the RF transmitter 206 discussed above allows for the configuration of the transmitter unit 102 for operation upon completion of the manufacturing process as well as for direct communication for diagnostic and testing purposes.

As discussed above, the transmitter processor 204 is configured to transmit control signals to the various sections of the transmitter unit 102 during the operation of the transmitter unit 102. In one embodiment, the transmitter processor 204 also includes a memory (not shown) for storing data such as the identification information for the transmitter unit 102, as well as the data signals received from the sensor unit 101 (FIG. 1). The stored information may be retrieved and processed for transmission to the primary receiver unit 104 under the control of the transmitter processor 204. Furthermore, the power supply 207 may include a commercially available battery, which may be a rechargeable battery.

In certain embodiments, the transmitter unit 102 is also configured such that the power supply section 207 is capable of providing power to the transmitter for a minimum of about three months of continuous operation, e.g., after having been stored for about eighteen months such as stored in a low-power (non-operating) mode. In one embodiment, this may be achieved by the transmitter processor 204 operating in low power modes in the non-operating state, for example, drawing no more than approximately 1 μ A of current. Indeed, in one embodiment, a step during the manufacturing process of the transmitter unit 102 may place the transmitter unit 102 in the lower power, non-operating state (i.e., post-manufacture

sleep mode). In this manner, the shelf life of the transmitter unit 102 may be significantly improved. Moreover, as shown in FIG. 2, while the power supply unit 207 is shown as coupled to the processor 204, and as such, the processor 204 is configured to provide control of the power supply unit 207, it should be noted that within the scope of the present disclosure, the power supply unit 207 is configured to provide the necessary power to each of the components of the transmitter unit 102 shown in FIG. 2.

Referring back to FIG. 2, the power supply section 207 of the transmitter unit 102 in one embodiment may include a rechargeable battery unit that may be recharged by a separate power supply recharging unit (for example, provided in the receiver unit 104) so that the transmitter unit 102 may be powered for a longer period of usage time. Moreover, in one embodiment, the transmitter unit 102 may be configured without a battery in the power supply section 207, in which case the transmitter unit 102 may be configured to receive power from an external power supply source (for example, a battery) as discussed in further detail below.

Referring yet again to FIG. 2, the temperature measurement section 203 of the transmitter unit 102 is configured to monitor the temperature of the skin near the sensor insertion site. The temperature reading is used to adjust the analyte readings obtained from the analog interface 201. In certain embodiments, the RF transmitter 206 of the transmitter unit 102 may be configured for operation in the frequency band of approximately 315 MHz to approximately 322 MHz, for example, in the United States. In certain embodiments, the RF transmitter 206 of the transmitter unit 102 may be configured for operation in the frequency band of approximately 400 MHz to approximately 470 MHz. Further, in one embodiment, the RF transmitter 206 is configured to modulate the carrier frequency by performing Frequency Shift Keying and Manchester encoding. In one embodiment, the data transmission rate is about 19,200 symbols per second, with a minimum transmission range for communication with the primary receiver unit 104.

Referring yet again to FIG. 2, also shown is a leak detection circuit 214 coupled to the guard electrode (G) 211 and the processor 204 in the transmitter unit 102 of the data monitoring and management system 100. The leak detection circuit 214 in accordance with one embodiment of the present disclosure may be configured to detect leakage current in the sensor unit 101 to determine whether the measured sensor data are corrupt or whether the measured data from the sensor 101 is accurate. Exemplary analyte systems that may be employed are described in, for example, U.S. Pat. Nos. 6,134,461, 6,175,752, 6,121,611, 6,560,471, 6,746,582, and elsewhere, the disclosure of each of which are incorporated by reference for all purposes.

FIG. 3 is a block diagram of the receiver/monitor unit of the data monitoring and management system shown in FIG. 1 in accordance with one embodiment of the present disclosure. Referring to FIG. 3, the primary receiver unit 104 includes an analyte test strip, e.g., blood glucose test strip interface 301, an RF receiver 302, an input 303, a temperature monitor section 304, and a clock 305, each of which is operatively coupled to a receiver processor 307. As can be further seen from the Figure, the primary receiver unit 104 also includes a power supply 306 operatively coupled to a power conversion and monitoring section 308. Further, the power conversion and monitoring section 308 is also coupled to the receiver processor 307. Moreover, also shown are a receiver serial communication section 309, and an output 310, each operatively coupled to the receiver processor 307.

In one embodiment, the test strip interface 301 includes a glucose level testing portion to receive a manual insertion of a glucose test strip, and thereby determine and display the glucose level of the test strip on the output 310 of the primary receiver unit 104. This manual testing of glucose may be used to calibrate the sensor unit 101 or otherwise. The RF receiver 302 is configured to communicate, via the communication link 103 (FIG. 1) with the RF transmitter 206 (FIG. 2) of the transmitter unit 102, to receive encoded data signals from the transmitter unit 102 for, among others, signal mixing, demodulation, and other data processing. The input 303 of the primary receiver unit 104 is configured to allow the user to enter information into the primary receiver unit 104 as needed. In one aspect, the input 303 may include one or more keys of a keypad, a touch-sensitive screen, or a voice-activated input command unit. The temperature monitor section 304 is configured to provide temperature information of the primary receiver unit 104 to the receiver processor 307, while the clock 305 provides, among others, real time information to the receiver processor 307.

Each of the various components of the primary receiver unit 104 shown in FIG. 3 is powered by the power supply 306 which, in one embodiment, includes a battery. Furthermore, the power conversion and monitoring section 308 is configured to monitor the power usage by the various components in the primary receiver unit 104 for effective power management and to alert the user, for example, in the event of power usage which renders the primary receiver unit 104 in sub-optimal operating conditions. An example of such sub-optimal operating condition may include, for example, operating the vibration output mode (as discussed below) for a period of time thus substantially draining the power supply 306 while the processor 307 (thus, the primary receiver unit 104) is turned on. Moreover, the power conversion and monitoring section 308 may additionally be configured to include a reverse polarity protection circuit such as a field effect transistor (FET) configured as a battery activated switch.

The serial communication section 309 in the primary receiver unit 104 is configured to provide a bi-directional communication path from the testing and/or manufacturing equipment for, among others, initialization, testing, and configuration of the primary receiver unit 104. Serial communication section 104 can also be used to upload data to a computer, such as time-stamped blood glucose data. The communication link with an external device (not shown) can be made, for example, by cable, infrared (IR) or RF link. The output 310 of the primary receiver unit 104 is configured to provide, among others, a graphical user interface (GUI) such as a liquid crystal display (LCD) for displaying information. Additionally, the output 310 may also include an integrated speaker for outputting audible signals as well as to provide vibration output as commonly found in handheld electronic devices, such as mobile telephones presently available. In a further embodiment, the primary receiver unit 104 also includes an electro-luminescent lamp configured to provide backlighting to the output 310 for output visual display in dark ambient surroundings.

Referring back to FIG. 3, the primary receiver unit 104 in one embodiment may also include a storage section such as a programmable, non-volatile memory device as part of the processor 307, or provided separately in the primary receiver unit 104, operatively coupled to the processor 307. The processor 307 may be configured to synchronize with a transmitter, e.g., using Manchester decoding or the like, as well as error detection and correction upon the encoded data signals received from the transmitter unit 102 via the communication link 103.

Additional description of the RF communication between the transmitter unit 102 and the primary receiver unit 104 (or with the secondary receiver unit 106) that may be employed in embodiments of the subject invention is disclosed in pending application Ser. No. 11/060,365 filed Feb. 16, 2005 entitled “Method and System for Providing Data Communication in Continuous Glucose Monitoring and Management System” the disclosure of which is incorporated herein by reference for all purposes.

Referring to the Figures, in one embodiment, the transmitter unit 102 (FIG. 1) may be configured to generate data packets for periodic transmission to one or more of the receiver units 104, 106, where each data packet includes in one embodiment two categories of data—urgent data and non-urgent data. For example, urgent data such as for example glucose data from the sensor and/or temperature data associated with the sensor may be packed in each data packet in addition to non-urgent data, where the non-urgent data is rolled or varied with each data packet transmission.

That is, the non-urgent data is transmitted at a timed interval so as to maintain the integrity of the analyte monitoring system without being transmitted over the RF communication link with each data transmission packet from the transmitter unit 102. In this manner, the non-urgent data, for example the data that is not time sensitive, may be periodically transmitted (and not with each data packet transmission) or broken up into predetermined number of segments and sent or transmitted over multiple packets, while the urgent data is transmitted substantially in its entirety with each data transmission.

Referring again to the Figures, upon receiving the data packets from the transmitter unit 102, the one or more receiver units 104, 106 may be configured to parse the received data packet to separate the urgent data from the non-urgent data, and also, may be configured to store the urgent data and the non-urgent data, e.g., in a hierarchical manner. In accordance with the particular configuration of the data packet or the data transmission protocol, more or less data may be transmitted as part of the urgent data, or the non-urgent rolling data. That is, within the scope of the present disclosure, the specific data packet implementation such as the number of bits per packet, and the like, may vary based on, among others, the communication protocol, data transmission time window, and so on.

In an exemplary embodiment, different types of data packets may be identified accordingly. For example, identification in certain exemplary embodiments may include—(1) single sensor, one minute of data, (2) two or multiple sensors, (3) dual sensor, alternate one minute data, and (4) response packet. For single sensor, one minute of data packet, in one embodiment, the transmitter unit 102 may be configured to generate the data packet in the manner, or similar to the manner, shown in Table 1 below.

TABLE 1

Single sensor, one minute of data	
Number of Bits	Data Field
8	Rolling-Data-1
12	AUX Thermistor 1
12	AUX Thermistor 2
8	Transmit Time
12	AUX Counter
14	Sensor1 Current Data
14	Sensor1 Historic Data
8	Transmitter Status

11

As shown in Table 1 above, the transmitter data packet in one embodiment may include 8 bits of rolling data, 12 bits of auxiliary counter data, 12 bits of auxiliary thermistor 1 data, 12 bits of auxiliary thermistor 2 data, 14 bits of current sensor data, 14 bits of preceding sensor data, 8 bits of transmit time data, and 8 bits of transmitter status data. In one embodiment of the present disclosure, the data packet generated by the transmitter for transmission over the RF communication link may include all or some of the data shown above in Table 1.

Referring back, the 14 bits of the current sensor data provides the real time or current sensor data associated with the detected analyte level, while the 14 bits of the sensor historic or preceding sensor data includes the sensor data associated with the detected analyte level one minute ago. In this manner, in the case where the receiver unit 104, 106 drops or fails to successfully receive the data packet from the transmitter unit 102 in the minute by minute transmission, the receiver unit 104, 106 may be able to capture the sensor data of a prior minute transmission from a subsequent minute transmission.

Referring again to Table 1, the auxiliary data in one embodiment may include one or more of the patient's skin temperature data, a temperature gradient data, reference data, and counter electrode voltage. The transmitter status field may include status data that is configured to indicate corrupt data for the current transmission (for example, if shown as BAD status (as opposed to GOOD status which indicates that the data in the current transmission is not corrupt)). Furthermore, the rolling data field is configured to include the non-urgent data, and in one embodiment, may be associated with the time-hop sequence number. In addition, the transmitter time field in one embodiment includes a protocol value that is configured to start at zero and is incremented by one with each data packet. In one aspect, the transmitter time data may be used to synchronize the data transmission window with the receiver unit 104, 106 (FIG. 1), and also, provide an index for the rolling data field.

In a further embodiment, the transmitter data packet may be configured to provide or transmit analyte sensor data from two or more independent analyte sensors. The sensors may relate to the same or different analyte or property. In such a case, the data packet from the transmitter unit 102 may be configured to include 14 bits of the current sensor data from both sensors in the embodiment in which 2 sensors are employed, as shown in Table 2 below. In this case, the data packet does not include the immediately preceding sensor data in the current data packet transmission. Instead, a second analyte sensor data is transmitted with a first analyte sensor data.

TABLE 2

Dual sensor data	
Number of Bits	Data Field
8	Rolling-Data-1
12	AUX Thermistor 1
12	AUX Thermistor 2
8	Transmit Time
12	AUX Counter
14	Sensor1 Current Data
14	Sensor2 Current Data
8	Transmitter Status

In a further embodiment, the transmitter data packet may be alternated with each transmission between two analyte sensors, for example, alternating between the data packet shown in Table 3 and Table 4 below.

12

TABLE 3

Sensor Data Packet Alternate 1	
Number of Bits	Data Field
8	Rolling-Data-1
12	AUX Thermistor 1
12	AUX Thermistor 2
8	Transmit Time
12	AUX Counter
14	Sensor1 Current Data
14	Sensor1 Historic Data
8	Transmitter Status

TABLE 4

Sensor Data Packet Alternate 2	
Number of Bits	Data Field
8	Rolling-Data-1
12	AUX Thermistor 1
12	AUX Thermistor 2
8	Transmit Time
12	AUX Counter
14	Sensor1 Current Data
14	Sensor2 Current Data
8	Transmitter Status

As shown above in reference to Tables 3 and 4, the minute by minute data packet transmission from the transmitter unit 102 (FIG. 1) in one embodiment may alternate between the data packet shown in Table 3 and the data packet shown in Table 4. More specifically, the transmitter unit 102 may be configured in one embodiment to transmit the current sensor data of the first sensor and the preceding sensor data of the first sensor (Table 3), as well as the rolling data, and further, at the subsequent transmission, the transmitter unit 102 may be configured to transmit the current sensor data of the first and the second sensor in addition to the rolling data (Table 4).

In one embodiment, the rolling data transmitted with each data packet may include a sequence of various predetermined types of data that are considered not-urgent or not time sensitive. That is, in one embodiment, the following list of data shown in Table 5 may be sequentially included in the 8 bits of transmitter data packet, and not transmitted with each data packet transmission of the transmitter (for example, with each 60 second data transmission from the transmitter unit 102).

TABLE 5

Rolling Data		
Time Slot	Bits	Rolling-Data
0	8	Counter, Ref-R
1	8	Counter
2	8	Counter
3	8	Sensor Count
4	8	Mode
5	8	Glucose1 Slope
6	8	Glucose2 Slope
7	8	Ref-R

As can be seen from Table 5 above, in one embodiment, a sequence of rolling data are appended or added to the transmitter data packet with each data transmission time slot. In one embodiment, there may be 256 time slots for data transmission by the transmitter unit 102 (FIG. 1), and where, each time slot is separated by approximately 60 second interval. For example, referring to the Table 5 above, the data packet in

transmission time slot 0 (zero) may include operational mode data (Mode) as the rolling data that is appended to the transmitted data packet. At the subsequent data transmission time slot (for example, approximately 60 seconds after the initial time slot (0)), the transmitted data packet may include the analyte sensor 1 calibration factor information (Glucose1 slope) as the rolling data. In this manner, with each data transmission, the rolling data may be updated over the 256 time slot cycle.

Referring again to Table 5, each rolling data field is described in further detail for various embodiments. For example, the Mode data may include information related to the different operating modes such as, but not limited to, the data packet type, the type of battery used, diagnostic routines, single sensor or multiple sensor input, or type of data transmission (RF communication link or other data link such as serial connection). Further, the Glucose1-slope data may include an 8-bit scaling factor or calibration data for first sensor (scaling factor for sensor 1 data), while Glucose2-slope data may include an 8-bit scaling factor or calibration data for the second analyte sensor (in the embodiment including more than one analyte sensors).

In addition, the Ref-R data may include 12 bits of on-board reference resistor used to calibrate the temperature measurement in the thermistor circuit (where 8 bits are transmitted in time slot 3, and the remaining 4 bits are transmitted in time slot 4), and the 20-bit counter data may be separately transmitted in three time slots (for example, in time slot 4, time slot 5 and time slot 6) to add up to 20 bits. In one embodiment, the counter may be configured to count each occurrence of the data transmission (for example, a packet transmission at approximately 60 second intervals) and may be incremented by a count of one (1).

In one aspect, the counter is stored in a nonvolatile memory of the transmitter unit 102 (FIG. 1) and may be used to ascertain the power supply status information such as, for example, the estimated battery life remaining in the transmitter unit 102. That is, with each sensor replacement, the counter is not reset, but rather, continues the count with each replacement of the sensor unit 101 to establish contact with the transmitter unit 102 such that, over an extended usage time period of the transmitter unit 102, it may be possible to determine, based on the count information, the amount of consumed battery life in the transmitter unit 102, and also, an estimated remaining life of the battery in the transmitter unit 102.

Referring to Table 5 above, the transmitted rolling data may also include 8 bits of sensor count information (for example, transmitted in time slot 7). The 8 bit sensor counter is incremented by one each time a new sensor unit is connected to the transmitter unit. The ASIC configuration of the transmitter unit (or a microprocessor based transmitter configuration or with discrete components) may be configured to store in a nonvolatile memory unit the sensor count information and transmit it to the primary receiver unit 104 (for example). In turn, the primary receiver unit 104 (and/or the secondary receiver unit 106) may be configured to determine whether it is receiving data from the transmitter unit that is associated with the same sensor unit (based on the sensor count information), or from a new or replaced sensor unit (which will have a sensor count incremented by one from the prior sensor count). In this manner, in one aspect, the receiver unit (primary or secondary) may be configured to prevent reuse of the same sensor unit by the user based on verifying the sensor count information associated with the data transmission received from the transmitter unit 102. In addition, in a further aspect, user notification may be associated with one

or more of these parameters. Further, the receiver unit (primary or secondary) may be configured to detect when a new sensor has been inserted, and thus prevent erroneous application of one or more calibration parameters determined in conjunction with a prior sensor, that may potentially result in false or inaccurate analyte level determination based on the sensor data.

FIG. 4 is a flowchart illustrating a data packet procedure including rolling data for transmission in accordance with one embodiment of the present disclosure. Referring to FIG. 4, in one embodiment, a counter is initialized (for example, to T=0) (410). Thereafter the associated rolling data is retrieved from memory device, for example (420), and also, the time sensitive or urgent data is retrieved (430). In one embodiment, the retrieval of the rolling data (420) and the retrieval of the time sensitive data (430) may be retrieved at substantially the same time.

Referring back to FIG. 4, with the rolling data and the time sensitive data, for example, the data packet for transmission is generated (440), and upon transmission, the counter is incremented by one (450) and the routine returns to retrieval of the rolling data (420). In this manner, in one embodiment, the urgent time sensitive data as well as the non-urgent data may be incorporated in the same data packet and transmitted by the transmitter unit 102 (FIG. 1) to a remote device such as one or more of the receivers 104, 106. Furthermore, as discussed above, the rolling data may be updated at a predetermined time interval which is longer than the time interval for each data packet transmission from the transmitter unit 102 (FIG. 1).

FIG. 5 is a flowchart illustrating data processing of the received data packet including the rolling data in accordance with one embodiment of the present disclosure. Referring to FIG. 5, when the data packet is received (510) (for example, by one or more of the receivers 104, 106, in one embodiment) the received data packet is parsed so that the urgent data may be separated from the non-urgent data (stored in, for example, the rolling data field in the data packet) (520). Thereafter the parsed data is suitably stored in an appropriate memory or storage device (530).

In one or more embodiments of the present disclosure, data transmission errors may occur in the data packets received by a receiver unit, for example, by the primary receiver unit 104 (FIG. 1). In certain aspects, failure to detect a corrupt data packet resulting from, for example, a transmission error, can have a substantial effect. For example, in the case of calibration data, an undetected corrupt data packet may include a value which will be applied to every data point to be calibrated. As such, the effect of the single corrupted data value will be multiplied and thus its undesirable effect magnified. Thus, it is desirable to have an approach to detect corrupt data packets, including data packets related to calibration data, so that subsequent corrective measures may be taken.

FIG. 6 is a flow chart illustrating error detection of rolling data of a received data packet in accordance with one embodiment of the present disclosure. Referring to FIG. 6, a receiver unit, for example the primary receiver unit 104 (FIG. 1) in one embodiment may be configured to receive a data packet (610) including rolling data from the transmitter unit 102 (FIG. 1). The data packet is parsed into rolling data and time sensitive data (620). The received rolling data is then compared to previously stored rolling data (630) to check if the received rolling data matches the previously stored rolling data (640).

In one aspect, if the received rolling data matches the stored rolling data, the received rolling data is accepted (650) as valid data. The valid received rolling data is stored (660) for comparison to the next received rolling data. If the received

rolling data does not match the stored rolling data, the data is not accepted as valid, but the received rolling data is nevertheless stored (660) for comparison to the next received rolling data in case the received rolling data is not an error, but is a valid change in the rolling data. As such, if the received rolling data is not an error, but is a valid change in the rolling data, the subsequently received rolling data will match the newly stored rolling data, and the receiver unit will determine the rolling data as valid.

In other embodiments, the error detection of rolling data may require more than two consecutive matching rolling data values before the receiver unit recognizes the rolling data as valid. FIG. 7 is a flow chart illustrating an alternative error detection of rolling data of a received data packet. Referring to FIG. 7, a receiver unit, for example the primary receiver unit 104 (FIG. 1) receives a data packet (710) including rolling data. The data packet is parsed into rolling data and time sensitive data (720). The received rolling data is then compared to previously stored rolling data (730) to check if the received rolling data matches the previously stored rolling data (740). If the received rolling data matches the stored rolling data, a counter is incremented (750) by one. The counter is checked against or compared to a predetermined threshold value (760), for example 2, 3, or 4 (or any other suitable value), and if the counter is equal to or greater than the threshold value, the rolling data is accepted as valid (770). If the counter is not equal to or greater than the threshold value, the rolling data is not accepted as valid. If the received rolling data does not match the stored rolling data, the stored rolling data value is replaced with the received rolling data value (780) and the counter is initialized back to one (790).

The threshold value for the counter indicating the number of consecutive times the rolling data matches the previous value may be any number of values. The higher the threshold, the higher the probability of detecting a corruption in the received rolling data before the received rolling data is accepted as valid. However, if a threshold value is configured as too high a value, then the rolling data may legitimately change before the receiver unit determines the received rolling data is valid.

The rolling data included in each transmitted data packet, in one or more embodiments, may be only a portion of a set of rolling data. For example, the rolling data may comprise calibration data, wherein the calibration data is comprised of 8 bytes of data. In one embodiment, each data packet contains 1 byte (8 bits) of rolling data and therefore, to transmit the entire 8 bytes of calibration data, 1 byte at a time is transmitted via 8 consecutive data packets. FIG. 8 is a flow chart illustrating an error detection of rolling data from a plurality of data packets in accordance with one embodiment of the present disclosure.

Referring to FIG. 8, a receiver unit, for example the primary receiver unit 104 (FIG. 1) receives a first data packet (810) including rolling data, which may be a first byte of calibration data. The data packet is parsed into rolling data and time sensitive data (820). The received first byte of calibration data is then compared to previously stored first byte of calibration data (830) to check if the received first byte of calibration data matches the previously stored first byte of calibration data (840). If the received first byte of calibration data matches the stored first byte of calibration data, a first element or block of a counter array is incremented (850) by one. The counter array is comprised of a predetermined number of elements or blocks corresponding to the number of bytes of data associated with the received rolling data. For

example, if the rolling data is calibration data, and the calibration data consists of 8 bytes, the counter array includes 8 elements.

Referring back to FIG. 8, each element of the counter array is checked against or compared to a predetermined threshold value (860), for example 2, 3, or 4 (or any other suitable value), and if each element of the counter array is equal to or greater than the threshold value, the calibration data is accepted as valid (870). If not all the elements of the counter array are equal to or greater than the threshold value, the calibration data is not accepted as valid since all bytes of the calibration data must be verified as non-corrupt before the calibration is considered valid. The threshold value for each element of the counter array, which indicates the number of consecutive times each byte of the calibration data matches the previous stored byte of calibration data, may be any number of values. The higher the threshold, the higher the probability of detecting a corruption in the received calibration data before the received calibration data is accepted as valid. However, if a threshold value is configured as too high a value, then the calibration data may legitimately change before the receiver unit determines the received calibration data is valid. In one aspect, once a received calibration data has been accepted as valid, the receiver unit may use the valid calibration data for comparison with received calibration data.

Still referring to FIG. 8, if the received first byte of calibration data does not match the stored first byte of calibration data, the stored first byte of calibration data is replaced with the received first byte of calibration data (880) and the first element of the counter array is initialized back to one (890). The process is repeated with each consecutive byte of calibration data. Each data packet containing 1 byte of calibration data is transmitted at periodic intervals, for example every 1 minute. In other embodiments, more than 1 byte, for example 2 bytes, of calibration data may be transmitted in each data packet. In still other embodiments, less than 1 byte, for example 4 bits, of calibration data may be transmitted in each data packet and therefore, more than 8 data packets are needed to transmit the entire calibration data. As such, the counter array is configured with enough elements to keep track of all received data bits of calibration data for determination of valid data transmission.

In other embodiments, if multiple types of rolling data are being transmitted, for example calibration data from first and second sensors, the receiver unit may include a counter array for each type of rolling data. Alternatively, the receiver unit may include only a single counter array, wherein each element or set of elements is configured for association with each type of rolling data.

In further embodiments, the received rolling data may only be required to be within a percentage of the stored rolling data. For example, the received rolling data may be considered valid as long as it is $\pm 10\%$ or less of the stored rolling data. In other embodiments, the received rolling data must be within $\pm 5\%$ or less, for example, $\pm 3\%$ or $\pm 1\%$, of the stored rolling data before being considered as valid.

In other embodiments, the error detection methods, devices, and systems for detecting error detection in the rolling (non-urgent) data of a received data packet may also be applied to the time sensitive (urgent) data of a received data packet. As such, the time sensitive data may be compared to previously stored time sensitive data, and is only accepted as valid if the received time sensitive data is within a physiologically acceptable range with respect to the stored time sensitive data. For example, the received time sensitive data may

only be accepted as valid if it is within $\pm 30\%$ or less, e.g. $\pm 20\%$, $\pm 10\%$ or $\pm 5\%$, of a stored time sensitive data.

In one aspect, the error detection methods described above may reduce the number of undetected errors in data packet transmissions. For example, the number of undetected errors in transmissions may be as few as 50×10^{-6} errors per corrupted data packet or less, such as 3.3×10^{-6} errors per corrupted data packet or less, such as 0.0025×10^{-6} errors per corrupted data packet.

In the manner described above, in accordance with one embodiment of the present disclosure, there is provided method and apparatus for separating non-urgent type data (for example, data associated with calibration) from urgent type data (for example, monitored analyte related data) to be transmitted over the communication link to minimize the potential burden or constraint on the available transmission time. More specifically, in one embodiment, non-urgent data may be separated from data that is required by the communication system to be transmitted immediately, and transmitted over the communication link together while maintaining a minimum transmission time window. In one embodiment, the non-urgent data may be parsed or broken up into a number of data segments, and transmitted over multiple data packets. The time sensitive immediate data (for example, the analyte sensor data, temperature data, etc.), may be transmitted over the communication link substantially in its entirety with each data packet or transmission.

Additional description for transmission of urgent and non-urgent type data can be found in U.S. patent application Ser. No. 11/681,133 filed Mar. 1, 2007, entitled "Method and Apparatus for Providing Rolling Data in Communication Systems" and U.S. patent application Ser. No. 12/130,995 filed May 30, 2008, now U.S. Pat. No. 7,826,382, entitled "Close Proximity Communication Device and Methods", the disclosures of each of which are incorporated herein by reference for all purposes.

A method in one aspect may include receiving a data packet including time sensitive data and rolling data, comparing the received rolling data to a previously stored corresponding rolling data, incrementing a counter when the received rolling data is within a predetermined percentage of the previously stored rolling data, determining if the counter is greater than or equal to a predetermined threshold, and accepting the received rolling data as valid.

The data packet may be received via wireless communication.

The wireless communication may be radio frequency (RF) communication.

The counter may be incremented only when the received rolling data is equal to the previously stored rolling data.

The predetermined threshold may be two.

In one embodiment, the counter is an array.

Moreover, the received rolling data may be calibration data.

Calibration data may comprise 8 bytes of data, and the rolling data of the data packet may be 1 byte of the 8 bytes of calibration data.

In one aspect, each byte of the calibration data may correspond to an element of the counter array.

Incrementing the counter may comprise incrementing the corresponding element of the counter array.

In another aspect, determining if the counter is greater than or equal to a predetermined threshold may comprise determining if all the elements of the counter array are greater than or equal to a predetermined threshold.

Each element of the array may correspond to a type of rolling data.

Incrementing the counter may comprise incrementing the corresponding element of the counter array.

Furthermore the method may include replacing the previously stored rolling data with the received rolling data when the received rolling data is not within the predetermined percentage of the previously stored rolling data.

In one embodiment, an apparatus may include a receiver unit configured to receive a data packet including time sensitive data and rolling data, a memory operatively coupled to the receiver unit and configured to store a previous corresponding rolling data, a component configured to compare the received rolling data with the stored rolling data, and a counter configured to increment when the received rolling data is within a predetermined percentage of the stored rolling data.

The receiver unit may be a wireless receiver unit.

Furthermore, the wireless receiver unit may be a radio frequency (RF) communication receiver unit.

The counter may be configured to increment only when the received rolling data is equal to the stored rolling data.

The received rolling data may be accepted as valid when the counter is greater than or equal to a predetermined threshold.

In one aspect, the predetermined threshold may be two.

In one embodiment, the counter may be an array.

The received rolling data may be calibration data.

Calibration data may comprise 8 bytes of data, and the rolling data of the data packet may be 1 byte of the 8 bytes of calibration data.

Each byte of the calibration data may correspond to an element of the counter array.

Moreover, the corresponding element of the counter array may be configured to increment when the received rolling data is within a predetermined percentage of the stored rolling data.

The received rolling data may be accepted as valid when all the elements of the counter array are greater than or equal to a predetermined threshold.

One aspect may further include replacing the stored rolling data in the memory with the received rolling data when the received rolling data is not within the predetermined percentage of the previously stored rolling data.

In one embodiment, a data monitoring and management system may include a communication link, a transmitter operatively coupled to the communication link, the transmitter configured to transmit a data packet including time sensitive data and rolling data, and a receiver operatively coupled to the communication link, the receiver configured to receive the transmitted data packet, wherein the receiver is configured to determine if the received rolling data is valid by comparing the received rolling data to a previously stored corresponding rolling data, incrementing a counter when the received rolling data is within a predetermined percentage of the previously stored rolling data, and determining if the counter is greater than or equal to a predetermined threshold.

In one aspect, the communication link may be a wireless communication link.

In another aspect, the wireless communication link may be a radio frequency (RF) communication link.

Various other modifications and alterations in the structure and method of operation of this invention will be apparent to those skilled in the art without departing from the scope and spirit of the invention. Although the invention has been described in connection with specific preferred embodiments, it should be understood that the invention as claimed should not be unduly limited to such specific embodiments. It is intended that the following claims define the scope of the

present disclosure and that structures and methods within the scope of these claims and their equivalents be covered thereby.

What is claimed is:

1. A method, comprising:
 - generating, using a sensor control unit coupled to an analyte sensor in fluid contact with body fluid, a data packet including a current sensor data point, one or more prior sensor data points, and calibration data;
 - communicating the data packet including the current sensor data point, the one or more prior sensor data points, and the calibration data to a receiver;
 - incrementing, at the sensor control unit, a predetermined value when the data packet is communicated to the receiver.
2. The method of claim 1, wherein the data packet is communicated via wireless communication.
3. The method of claim 2, wherein the wireless communication is radio frequency (RF) communication.
4. The method of claim 1, wherein the calibration data comprises 8 bytes of data.
5. The method of claim 1, wherein the current sensor data point and the one or more prior sensor data points are obtained using the analyte sensor.
6. The method of claim 5, wherein the analyte sensor comprises a plurality of electrodes including a working electrode comprising an analyte-responsive enzyme bonded to a polymer disposed on the working electrode.
7. The method of claim 5, wherein the analyte sensor comprises a plurality of electrodes including a working electrode comprising a mediator bonded to a polymer disposed on the working electrode.
8. The method of claim 6, wherein the working electrode comprises a mediator crosslinked with the polymer disposed on the working electrode.
9. The method of claim 1, wherein the calibration data is used to calibrate the analyte sensor.
10. The method of claim 1, wherein the data packet further includes temperature data associated with the analyte sensor.
11. An apparatus, comprising:
 - an analyte sensor in fluid contact with bodily fluid;
 - a communication unit coupled to the analyte sensor and configured to communicate a data packet including a current sensor data point, one or more prior sensor data points, and calibration data to a receiver;
 - a memory operatively coupled to the communication unit and configured to store the current sensor data point, the one or more prior sensor data points, and the calibration data; and
 - an incrementer configured to increment a predetermined value when the data packet is communicated to the receiver.
12. The apparatus of claim 11, wherein the communication unit is a wireless communication unit.
13. The apparatus of claim 12, wherein the wireless communication unit is a radio frequency (RF) communication unit.
14. The apparatus of claim 11, wherein the calibration data comprises 8 bytes of data.
15. The apparatus of claim 11, further comprising the analyte sensor operatively coupled to the communication unit

and configured to obtain the current sensor data point and the one or more prior sensor data points.

16. The apparatus of claim 15, wherein the analyte sensor comprises a plurality of electrodes including a working electrode comprising an analyte-responsive enzyme bonded to a polymer disposed on the working electrode.

17. The apparatus of claim 15, wherein the analyte sensor comprises a plurality of electrodes including a working electrode comprising a mediator bonded to a polymer disposed on the working electrode.

18. The apparatus of claim 16, wherein the working electrode comprises a mediator crosslinked with the polymer disposed on the working electrode.

19. The apparatus of claim 11, wherein the calibration data is used to calibrate the analyte sensor.

20. The apparatus of claim 11, wherein the data packet further includes temperature data associated with the analyte sensor.

21. A data monitoring and management system, comprising:

- an analyte sensor in fluid contact with bodily fluid;
- a communication link;
- a sensor control unit coupled to the analyte sensor, the sensor control unit, comprising:
 - a communication unit operatively coupled to the communication link, the communication unit configured to communicate a data packet including a current sensor data point, one or more prior sensor data points, and calibration data; and
 - an incrementer configured to increment a predetermined value with each communication of the data packet;
- and
- a receiver operatively coupled to the communication link, the receiver configured to receive the communicated data packet.

22. The system of claim 21, wherein the communication link is a wireless communication link.

23. The system of claim 22, wherein the wireless communication link is a radio frequency (RF) communication link.

24. The system of claim 21, further comprising the analyte sensor operatively coupled to the communication unit and configured to obtain the current sensor data point and the one or more prior sensor data points.

25. The system of claim 24, wherein the current sensor data point is obtained using the analyte sensor comprising a plurality of electrodes including a working electrode comprising an analyte-responsive enzyme bonded to a polymer disposed on the working electrode.

26. The system of claim 24, wherein the analyte sensor comprises a plurality of electrodes including a working electrode comprising a mediator bonded to a polymer disposed on the working electrode.

27. The system of claim 25, wherein the working electrode comprises a mediator crosslinked with the polymer disposed on the working electrode.

28. The system of claim 21, wherein the calibration data is used to calibrate the analyte sensor.

29. The system of claim 21, wherein the data packet further includes temperature data associated with the analyte sensor.

专利名称(译)	无线传感器系统中关键重复数据的错误检测		
公开(公告)号	US9226701	公开(公告)日	2016-01-05
申请号	US12/769633	申请日	2010-04-28
[标]申请(专利权)人(译)	雅培糖尿病护理公司		
申请(专利权)人(译)	雅培糖尿病INC.		
当前申请(专利权)人(译)	雅培糖尿病INC.		
[标]发明人	SLOAN MARK KENT FENNELL MARTIN J		
发明人	SLOAN, MARK KENT FENNELL, MARTIN J.		
IPC分类号	A61B5/00 A61B5/145 G06F11/10 H04L1/00 H04L1/24 H04L29/08		
CPC分类号	A61B5/14532 A61B5/0002 A61B5/14 G06F11/10 G06F11/1008 G06F11/1076 H04L1/0045 H04L1/0061 H04L1/24 H04L67/12 H04L43/04 A61B5/14546 A61B5/15022 H04L43/08 H04W84/18		
优先权	61/173594 2009-04-28 US		
其他公开文献	US20100275108A1		
外部链接	Espacenet USPTO		

摘要(译)

提供了用于通过检测损坏的数据比特来检测在接收器单元处接收的数据分组的比特的错误检测的方法，系统和装置。

