



US009095290B2

(12) **United States Patent**  
**Fennell et al.**

(10) **Patent No.:** **US 9,095,290 B2**  
(45) **Date of Patent:** **Aug. 4, 2015**

(54) **METHOD AND APPARATUS FOR PROVIDING ROLLING DATA IN COMMUNICATION SYSTEMS**  
(75) Inventors: **Martin J. Fennell**, Concord, CA (US); **Mark K. Sloan**, Redwood City, CA (US)

(58) **Field of Classification Search**  
CPC ..... A61B 5/0002; A61B 5/1411; A61B 5/14532; A61B 5/14546; A61B 5/1473; G06F 19/3406; G06F 19/34; H04W 12/02; H04W 72/1236; H04W 72/12; H04W 72/1247  
See application file for complete search history.

(73) Assignee: **Abbott Diabetes Care Inc.**, Alameda, CA (US)

(56) **References Cited**

(\* ) Notice: Subject to any disclaimer, the term of this patent is extended or adjusted under 35 U.S.C. 154(b) by 814 days.

U.S. PATENT DOCUMENTS

(21) Appl. No.: **13/406,528**

2,755,036 A	7/1956	Mikko
3,260,656 A	7/1966	Ross, Jr.
3,304,413 A	2/1967	Lehmann et al.
3,581,062 A	5/1971	Aston
3,651,318 A	3/1972	Czekajewski
3,653,841 A	4/1972	Klein

(22) Filed: **Feb. 27, 2012**

(Continued)

(65) **Prior Publication Data**  
US 2012/0158907 A1 Jun. 21, 2012

FOREIGN PATENT DOCUMENTS

**Related U.S. Application Data**

CA	2143172	7/2005
CA	2396613	3/2008

(63) Continuation of application No. 11/681,133, filed on Mar. 1, 2007, now Pat. No. 8,123,686.

(Continued)

(51) **Int. Cl.**  
**A61B 5/145** (2006.01)  
**A61B 5/1473** (2006.01)  
**A61B 5/00** (2006.01)  
**G06F 19/00** (2011.01)  
**H04W 72/12** (2009.01)  
**A61B 5/15** (2006.01)  
**H04W 12/02** (2009.01)

OTHER PUBLICATIONS

Bergman, R., et al., "Physiological Evaluation of Factors Controlling Glucose Tolerance in Man: Measurement of Insulin Sensitivity and Beta-cell Glucose Sensitivity From the Response to Intravenous Glucose", J. Clin. Invest., *The American Society for Clinical Investigation, Inc.*, vol. 68, 1981, pp. 1456-1467.  
(Continued)

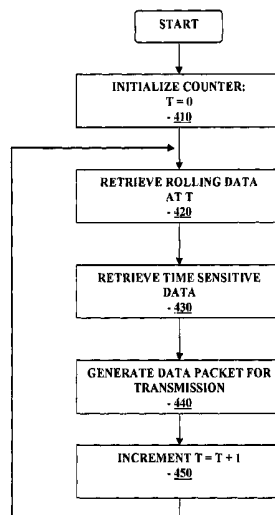
(52) **U.S. Cl.**  
CPC ..... **A61B 5/14546** (2013.01); **A61B 5/0002** (2013.01); **A61B 5/1473** (2013.01); **A61B 5/14532** (2013.01); **G06F 19/3406** (2013.01); **H04W 72/1247** (2013.01); **A61B 5/1411** (2013.01); **G06F 19/34** (2013.01); **H04W 12/02** (2013.01); **H04W 72/12** (2013.01); **H04W 72/1236** (2013.01)

Primary Examiner — Navin Natnithithadha  
(74) *Attorney, Agent, or Firm* — Jackson & Co., LLP

(57) **ABSTRACT**

Methods and systems for providing data communication in medical systems are disclosed.

**20 Claims, 5 Drawing Sheets**



(56)

## References Cited

## U.S. PATENT DOCUMENTS

3,698,386 A	10/1972	Fried	4,522,690 A	6/1985	Venkatsetty
3,719,564 A	3/1973	Lilly, Jr. et al.	4,524,114 A	6/1985	Samuels et al.
3,768,014 A	10/1973	Smith et al.	4,526,661 A	7/1985	Steckhan et al.
3,776,832 A	12/1973	Oswin et al.	4,527,240 A	7/1985	Kvitash
3,837,339 A	9/1974	Aisenberg et al.	4,534,356 A	8/1985	Papadakis
3,919,051 A	11/1975	Koch et al.	4,538,616 A	9/1985	Rogoff
3,926,760 A	12/1975	Allen et al.	4,543,955 A	10/1985	Schroepffel
3,949,388 A	4/1976	Fuller	4,545,382 A	10/1985	Higgins et al.
3,972,320 A	8/1976	Kalman	4,552,840 A	11/1985	Riffer
3,979,274 A	9/1976	Newman	4,560,534 A	12/1985	Kung et al.
4,003,379 A	1/1977	Ellinwood, Jr.	4,569,589 A	2/1986	Neufeld
4,008,717 A	2/1977	Kowarski	4,571,292 A	2/1986	Liu et al.
4,016,866 A	4/1977	Lawton	4,573,994 A	3/1986	Fischell et al.
4,021,718 A	5/1977	Konrad	4,581,336 A	4/1986	Malloy et al.
4,036,749 A	7/1977	Anderson	4,595,011 A	6/1986	Phillips
4,055,175 A	10/1977	Clemens et al.	4,595,479 A	6/1986	Kimura et al.
4,059,406 A	11/1977	Fleet	4,601,707 A	7/1986	Albisser et al.
4,076,596 A	2/1978	Connery et al.	4,619,754 A	10/1986	Niki et al.
4,098,574 A	7/1978	Dappen	4,619,793 A	10/1986	Lee
4,100,048 A	7/1978	Pompei et al.	4,627,445 A	12/1986	Garcia et al.
4,129,128 A	12/1978	McFarlane	4,627,908 A	12/1986	Miller
4,151,845 A	5/1979	Clemens	4,633,878 A	1/1987	Bombardien
4,154,231 A	5/1979	Russell	4,633,881 A	1/1987	Moore et al.
4,168,205 A	9/1979	Danninger et al.	4,637,403 A	1/1987	Garcia et al.
4,172,770 A	10/1979	Semersky et al.	4,648,408 A	3/1987	Hutcheson et al.
4,178,916 A	12/1979	McNamara	4,650,547 A	3/1987	Gough
4,193,026 A	3/1980	Finger et al.	4,653,513 A	3/1987	Dombrowski
4,206,755 A	6/1980	Klein	4,654,197 A	3/1987	Lilja et al.
4,224,125 A	9/1980	Nakamura et al.	4,655,880 A	4/1987	Liu
4,240,438 A	12/1980	Updike et al.	4,655,885 A	4/1987	Hill et al.
4,240,889 A	12/1980	Yoda et al.	4,658,463 A	4/1987	Sugita et al.
4,245,634 A	1/1981	Albisser et al.	4,671,288 A	6/1987	Gough
4,247,297 A	1/1981	Berti et al.	4,674,652 A	6/1987	Aten et al.
4,271,449 A	6/1981	Grogan	4,679,562 A	7/1987	Luksha
4,318,784 A	3/1982	Higgins et al.	4,680,268 A	7/1987	Clark, Jr.
4,327,725 A	5/1982	Cortese et al.	4,682,602 A	7/1987	Prohaska
4,331,869 A	5/1982	Rollo	4,684,537 A	8/1987	Graetzel et al.
4,340,458 A	7/1982	Lerner et al.	4,685,463 A	8/1987	Williams
4,344,438 A	8/1982	Schultz	4,685,903 A	8/1987	Cable et al.
4,349,728 A	9/1982	Phillips et al.	4,686,624 A	8/1987	Blum et al.
4,352,960 A	10/1982	Dormer et al.	4,703,324 A	10/1987	White
4,356,074 A	10/1982	Johnson	4,703,756 A	11/1987	Gough et al.
4,365,637 A	12/1982	Johnson	4,711,245 A	12/1987	Higgins et al.
4,366,033 A	12/1982	Richter et al.	4,717,673 A	1/1988	Wrighton et al.
4,375,399 A	3/1983	Havas et al.	4,721,601 A	1/1988	Wrighton et al.
4,384,586 A	5/1983	Christiansen	4,721,677 A	1/1988	Clark, Jr.
4,390,621 A	6/1983	Bauer	4,726,378 A	2/1988	Kaplan
4,392,933 A	7/1983	Nakamura et al.	4,726,716 A	2/1988	McGuire
4,401,122 A	8/1983	Clark, Jr.	4,731,726 A	3/1988	Allen, III
4,404,066 A	9/1983	Johnson	4,749,985 A	6/1988	Corsberg
4,407,959 A	10/1983	Tsuji et al.	4,750,496 A	6/1988	Reinhart et al.
4,417,588 A	11/1983	Houghton et al.	4,757,022 A	7/1988	Shults et al.
4,418,148 A	11/1983	Oberhardt	4,758,323 A	7/1988	Davis et al.
4,420,564 A	12/1983	Tsuji et al.	4,759,371 A	7/1988	Franetzki
4,425,920 A	1/1984	Bourland et al.	4,759,828 A	7/1988	Young et al.
4,427,004 A	1/1984	Miller et al.	4,764,416 A	8/1988	Ueyama et al.
4,427,770 A	1/1984	Chen et al.	4,776,944 A	10/1988	Janata et al.
4,431,004 A	2/1984	Bessman et al.	4,777,953 A	10/1988	Ash et al.
4,436,094 A	3/1984	Cerami	4,779,618 A	10/1988	Mund et al.
4,440,175 A	4/1984	Wilkins	4,781,798 A	11/1988	Gough
4,441,968 A	4/1984	Emmer et al.	4,784,736 A	11/1988	Lonsdale et al.
4,444,892 A	4/1984	Malmros	4,795,707 A	1/1989	Niiyama et al.
4,450,842 A	5/1984	Zick et al.	4,796,634 A	1/1989	Huntsman et al.
4,458,686 A	7/1984	Clark, Jr.	4,803,625 A	2/1989	Fu et al.
4,461,691 A	7/1984	Frank	4,805,624 A	2/1989	Yao et al.
4,467,811 A	8/1984	Clark, Jr.	4,813,424 A	3/1989	Wilkins
4,469,110 A	9/1984	Slama	4,815,469 A	3/1989	Cohen et al.
4,475,901 A	10/1984	Kraegen et al.	4,820,399 A	4/1989	Senda et al.
4,477,314 A	10/1984	Richter et al.	4,822,337 A	4/1989	Newhouse et al.
4,478,976 A	10/1984	Goertz et al.	4,830,959 A	5/1989	McNeil et al.
4,483,924 A	11/1984	Tsuji et al.	4,832,797 A	5/1989	Vadgama et al.
4,484,987 A	11/1984	Gough	4,835,372 A	5/1989	Gombrich et al.
4,494,950 A	1/1985	Fischell	RE32,947 E	6/1989	Dormer et al.
4,509,531 A	4/1985	Ward	4,837,049 A	6/1989	Byers et al.
4,512,348 A	4/1985	Uchigaki et al.	4,840,893 A	6/1989	Hill et al.
			RE32,974 E	7/1989	Porat et al.
			4,844,076 A	7/1989	Lesho et al.
			4,845,035 A	7/1989	Fanta et al.
			4,848,351 A	7/1989	Finch

(56)

## References Cited

## U.S. PATENT DOCUMENTS

4,854,322 A	8/1989	Ash et al.	5,082,786 A	1/1992	Nakamoto
4,856,340 A	8/1989	Garrison	5,084,828 A	1/1992	Kaufman et al.
4,857,713 A	8/1989	Brown	5,089,112 A	2/1992	Skotheim et al.
4,858,617 A	8/1989	Sanders	5,094,951 A	3/1992	Rosenberg
4,870,561 A	9/1989	Love et al.	5,095,904 A	3/1992	Seligman et al.
4,871,351 A	10/1989	Feingold	5,096,560 A	3/1992	Takai et al.
4,871,440 A	10/1989	Nagata et al.	5,096,836 A	3/1992	Macho et al.
4,874,499 A	10/1989	Smith et al.	5,097,834 A	3/1992	Skrabal
4,874,500 A	10/1989	Madou et al.	5,101,814 A	4/1992	Palti
4,890,620 A	1/1990	Gough	5,106,365 A	4/1992	Hernandez
4,890,621 A	1/1990	Hakky	5,108,564 A	4/1992	Szuminsky et al.
4,894,137 A	1/1990	Takizawa et al.	5,109,850 A	5/1992	Blanco et al.
4,897,162 A	1/1990	Lewandowski et al.	5,111,539 A	5/1992	Hiruta et al.
4,897,173 A	1/1990	Nankai et al.	5,111,818 A	5/1992	Suzuji et al.
4,899,839 A	2/1990	Dessertine et al.	5,114,678 A	5/1992	Crawford et al.
4,909,908 A	3/1990	Ross et al.	5,120,420 A	6/1992	Nankai et al.
4,911,794 A	3/1990	Parce et al.	5,120,421 A	6/1992	Glass et al.
4,917,800 A	4/1990	Lonsdale et al.	5,122,925 A	6/1992	Inpyin
4,919,141 A	4/1990	Zier et al.	5,124,661 A	6/1992	Zellin et al.
4,919,767 A	4/1990	Vadgama et al.	5,126,034 A	6/1992	Carter et al.
4,920,969 A	5/1990	Suzuki	5,126,247 A	6/1992	Palmer et al.
4,920,977 A	5/1990	Haynes	5,130,009 A	7/1992	Marsoner et al.
4,923,586 A	5/1990	Katayama et al.	5,133,856 A	7/1992	Yamaguchi et al.
4,925,268 A	5/1990	Iyer et al.	5,134,391 A	7/1992	Okada
4,927,516 A	5/1990	Yamaguchi et al.	5,135,003 A	8/1992	Souma
4,931,795 A	6/1990	Gord	5,135,004 A	8/1992	Adams et al.
4,934,369 A	6/1990	Maxwell	5,139,023 A	8/1992	Stanley et al.
4,935,105 A	6/1990	Churchouse	5,140,393 A	8/1992	Hijikihigawa et al.
4,935,345 A	6/1990	Guilbeau et al.	5,141,868 A	8/1992	Shanks et al.
4,936,956 A	6/1990	Wrighton	5,161,532 A	11/1992	Joseph
4,938,860 A	7/1990	Wogoman	5,165,407 A	11/1992	Wilson et al.
4,942,127 A	7/1990	Wada et al.	5,168,046 A	12/1992	Hamamoto et al.
4,944,299 A	7/1990	Silvian	5,174,291 A	12/1992	Schoonen et al.
4,945,045 A	7/1990	Forrest et al.	5,176,644 A	1/1993	Srisathapat et al.
4,950,378 A	8/1990	Nagata	5,176,662 A	1/1993	Bartholomew et al.
4,953,552 A	9/1990	DeMarzo	5,182,707 A	1/1993	Cooper et al.
4,954,129 A	9/1990	Giuliani et al.	5,184,359 A	2/1993	Tsukamura et al.
4,957,115 A	9/1990	Selker	5,185,256 A	2/1993	Nankai et al.
4,958,632 A	9/1990	Duggan	5,190,041 A	3/1993	Palti
4,968,400 A	11/1990	Shimomura et al.	5,192,415 A	3/1993	Yoshioka et al.
4,969,468 A	11/1990	Byers et al.	5,192,416 A	3/1993	Wang et al.
4,970,145 A	11/1990	Bennetto et al.	5,193,539 A	3/1993	Schulman et al.
4,974,929 A	12/1990	Curry	5,193,540 A	3/1993	Schulman et al.
4,979,509 A	12/1990	Hakky	5,197,322 A	3/1993	Indravudh
4,986,271 A	1/1991	Wilkins	5,198,367 A	3/1993	Aizawa et al.
4,990,845 A	2/1991	Gord	5,200,051 A	4/1993	Cozzette et al.
4,991,582 A	2/1991	Byers et al.	5,202,261 A	4/1993	Musho et al.
4,994,068 A	2/1991	Hufnagie	5,205,920 A	4/1993	Oyama et al.
4,994,167 A	2/1991	Shults et al.	5,206,145 A	4/1993	Cattell
4,995,402 A	2/1991	Smith et al.	5,208,154 A	5/1993	Weaver et al.
5,000,180 A	3/1991	Kuypers et al.	5,209,229 A	5/1993	Gilli
5,001,054 A	3/1991	Wagner	5,215,887 A	6/1993	Saito
5,002,054 A	3/1991	Ash et al.	5,216,597 A	6/1993	Beckers
5,007,427 A	4/1991	Suzuki et al.	5,217,442 A	6/1993	Davis
5,016,172 A	5/1991	Dessertine	5,217,595 A	6/1993	Smith et al.
5,016,201 A	5/1991	Bryan et al.	5,227,042 A	7/1993	Zawodzinski et al.
5,019,974 A	5/1991	Beckers	5,229,282 A	7/1993	Yoshioka et al.
5,034,192 A	7/1991	Wrighton et al.	5,236,143 A	8/1993	Dragon
5,035,860 A	7/1991	Kleingeld et al.	5,237,993 A	8/1993	Skrabal
5,036,860 A	8/1991	Leigh et al.	5,245,314 A	9/1993	Kah et al.
5,036,861 A	8/1991	Sembrowich et al.	5,246,867 A	9/1993	Lakowicz et al.
5,037,527 A	8/1991	Hayashi et al.	5,250,439 A	10/1993	Musho et al.
5,049,487 A	9/1991	Phillips et al.	5,251,126 A	10/1993	Kahn et al.
5,050,612 A	9/1991	Matsumura	5,257,971 A	11/1993	Lord et al.
5,051,688 A	9/1991	Murase et al.	5,257,980 A	11/1993	Van Antwerp et al.
5,055,171 A	10/1991	Peck	5,261,401 A	11/1993	Baker et al.
5,058,592 A	10/1991	Whisler	5,262,035 A	11/1993	Gregg et al.
5,061,941 A	10/1991	Lizzi et al.	5,262,305 A	11/1993	Heller et al.
5,063,081 A	11/1991	Cozzette et al.	5,264,103 A	11/1993	Yoshioka et al.
5,068,536 A	11/1991	Rosenthal	5,264,104 A	11/1993	Gregg et al.
5,070,535 A	12/1991	Hochmair et al.	5,264,105 A	11/1993	Gregg et al.
5,073,500 A	12/1991	Saito et al.	5,264,106 A	11/1993	McAleer et al.
5,077,476 A	12/1991	Rosenthal	5,265,888 A	11/1993	Yamamoto et al.
5,078,854 A	1/1992	Burgess et al.	5,266,179 A	11/1993	Nankai et al.
5,082,550 A	1/1992	Rishpon et al.	5,269,212 A	12/1993	Peters et al.
			5,271,815 A	12/1993	Wong
			5,272,060 A	12/1993	Hamamoto et al.
			5,275,159 A	1/1994	Griebel
			5,278,079 A	1/1994	Gubinski et al.

(56)

## References Cited

## U.S. PATENT DOCUMENTS

5,279,294 A	1/1994	Anderson et al.	5,456,692 A	10/1995	Smith, Jr. et al.
5,282,950 A	2/1994	Dietze et al.	5,456,940 A	10/1995	Funderburk
5,284,156 A	2/1994	Schramm et al.	5,458,140 A	10/1995	Eppstein et al.
5,285,792 A	2/1994	Sjoquist et al.	5,460,618 A	10/1995	Harreld
5,286,362 A	2/1994	Hoenes et al.	5,462,051 A	10/1995	Oka et al.
5,286,364 A	2/1994	Yacynych et al.	5,462,525 A	10/1995	Srisathapat et al.
5,288,636 A	2/1994	Pollmann et al.	5,462,645 A	10/1995	Albery et al.
5,289,497 A	2/1994	Jacobson et al.	5,466,218 A	11/1995	Srisathapat et al.
5,291,887 A	3/1994	Stanley et al.	5,467,778 A	11/1995	Catt et al.
5,293,546 A	3/1994	Tadros et al.	5,469,846 A	11/1995	Khan
5,293,877 A	3/1994	O'Hara et al.	5,472,317 A	12/1995	Field et al.
5,299,571 A	4/1994	Mastrototaro	5,476,460 A	12/1995	Montalvo
5,304,468 A	4/1994	Phillips et al.	5,477,855 A	12/1995	Schindler et al.
5,307,263 A	4/1994	Brown	5,482,473 A	1/1996	Lord et al.
5,309,919 A	5/1994	Snell et al.	5,484,404 A	1/1996	Schulman et al.
5,310,885 A	5/1994	Maier et al.	5,487,751 A	1/1996	Radons et al.
5,320,098 A	6/1994	Davidson	5,491,474 A	2/1996	Suni et al.
5,320,725 A	6/1994	Gregg et al.	5,494,562 A	2/1996	Maley et al.
5,322,063 A	6/1994	Allen et al.	5,496,453 A	3/1996	Uenoyama et al.
5,324,303 A	6/1994	Strong et al.	5,497,772 A	3/1996	Schulman et al.
5,324,316 A	6/1994	Schulman et al.	5,499,243 A	3/1996	Hall
5,326,449 A	7/1994	Cunningham	5,501,956 A	3/1996	Wada et al.
5,333,615 A	8/1994	Craelius et al.	5,505,709 A	4/1996	Funderburk
5,337,258 A	8/1994	Dennis	5,505,713 A	4/1996	Van Antwerp et al.
5,337,747 A	8/1994	Neffel	5,507,288 A	4/1996	Bocker et al.
5,340,722 A	8/1994	Wolfbeis et al.	5,508,171 A	4/1996	Walling et al.
5,342,408 A	8/1994	deCoriolis et al.	5,509,410 A	4/1996	Hill et al.
5,342,789 A	8/1994	Chick et al.	5,514,103 A	5/1996	Srisathapat et al.
5,352,348 A	10/1994	Young et al.	5,514,253 A	5/1996	Davis et al.
5,356,348 A	10/1994	Bellio et al.	5,514,718 A	5/1996	Lewis et al.
5,356,786 A	10/1994	Heller et al.	5,518,006 A	5/1996	Mawhirt et al.
5,358,135 A	10/1994	Robbins et al.	5,520,787 A	5/1996	Hanagan et al.
5,358,514 A	10/1994	Schulman et al.	5,522,865 A	6/1996	Schulman et al.
5,360,404 A	11/1994	Novacek et al.	5,525,511 A	6/1996	D'Costa
5,364,797 A	11/1994	Olson et al.	5,526,120 A	6/1996	Jina et al.
5,366,609 A	11/1994	White et al.	5,527,307 A	6/1996	Srisathapat et al.
5,368,028 A	11/1994	Palti	5,529,676 A	6/1996	Maley et al.
5,370,622 A	12/1994	Livingston et al.	5,531,878 A	7/1996	Vadgama et al.
5,371,687 A	12/1994	Holmes, II et al.	5,532,686 A	7/1996	Urbas et al.
5,371,734 A	12/1994	Fischer	5,538,511 A	7/1996	Van Antwerp et al.
5,372,133 A	12/1994	Hogen Esch	5,544,196 A	8/1996	Tiedemann, Jr. et al.
5,372,427 A	12/1994	Padovani et al.	5,545,152 A	8/1996	Funderburk et al.
5,376,070 A	12/1994	Purvis et al.	5,545,191 A	8/1996	Mann et al.
5,376,251 A	12/1994	Kaneko et al.	5,549,113 A	8/1996	Halleck et al.
5,377,258 A	12/1994	Bro	5,549,115 A	8/1996	Morgan et al.
5,378,628 A	1/1995	Gratzel et al.	5,552,027 A	9/1996	Birkle et al.
5,379,238 A	1/1995	Stark	5,554,166 A	9/1996	Lange et al.
5,379,764 A	1/1995	Barnes et al.	5,556,524 A	9/1996	Albers
5,380,422 A	1/1995	Negishi et al.	5,560,357 A	10/1996	Faupei et al.
5,382,346 A	1/1995	Uenoyama et al.	5,562,713 A	10/1996	Silvian
5,387,327 A	2/1995	Khan	5,565,085 A	10/1996	Ikeda et al.
5,390,671 A	2/1995	Lord et al.	5,567,302 A	10/1996	Song et al.
5,391,250 A	2/1995	Cheney, II et al.	5,568,806 A	10/1996	Cheney, II et al.
5,393,903 A	2/1995	Gratzel et al.	5,569,186 A	10/1996	Lord et al.
5,395,504 A	3/1995	Saurer et al.	5,569,212 A	10/1996	Brown
5,399,823 A	3/1995	McCusker	5,573,647 A	11/1996	Maley et al.
5,400,782 A	3/1995	Beaubiah	5,575,895 A	11/1996	Ikeda et al.
5,400,794 A	3/1995	Gorman	5,580,527 A	12/1996	Bell et al.
5,408,999 A	4/1995	Singh et al.	5,580,794 A	12/1996	Allen
5,410,326 A	4/1995	Goldstein	5,581,206 A	12/1996	Chevallier et al.
5,410,471 A	4/1995	Alyfuku et al.	5,582,184 A	12/1996	Erickson et al.
5,410,474 A	4/1995	Fox	5,582,697 A	12/1996	Ikeda et al.
5,411,647 A	5/1995	Johnson et al.	5,582,698 A	12/1996	Flaherty et al.
5,413,690 A	5/1995	Kost et al.	5,584,813 A	12/1996	Livingston et al.
5,422,246 A	6/1995	Koopal et al.	5,586,553 A	12/1996	Halili et al.
5,425,868 A	6/1995	Pedersen	5,589,326 A	12/1996	Deng et al.
5,431,160 A	7/1995	Wilkins	5,593,852 A	1/1997	Heller et al.
5,431,691 A	7/1995	Snell et al.	5,594,906 A	1/1997	Holmes, II et al.
5,431,921 A	7/1995	Thombre	5,596,150 A	1/1997	Arndt et al.
5,433,710 A	7/1995	Van Antwerp et al.	5,596,994 A	1/1997	Bro
5,437,973 A	8/1995	Vadgama et al.	5,600,301 A	2/1997	Robinson, III
5,437,999 A	8/1995	Diebold et al.	5,601,435 A	2/1997	Quy
5,438,271 A	8/1995	White et al.	5,601,694 A	2/1997	Maley et al.
5,445,611 A	8/1995	Eppstein et al.	5,605,152 A	2/1997	Slate et al.
5,445,920 A	8/1995	Saito	5,609,575 A	3/1997	Larson et al.
			5,611,900 A	3/1997	Worden et al.
			5,615,135 A	3/1997	Waclawsky et al.
			5,615,671 A	4/1997	Schoonen et al.
			5,616,222 A	4/1997	Maley et al.

(56)

## References Cited

## U.S. PATENT DOCUMENTS

5,617,851 A	4/1997	Lipkovker	5,804,048 A	9/1998	Wong et al.
5,623,925 A	4/1997	Swenson et al.	5,807,315 A	9/1998	Van Antwerp et al.
5,623,933 A	4/1997	Amano et al.	5,807,375 A	9/1998	Gross et al.
5,628,309 A	5/1997	Brown	5,814,599 A	9/1998	Mitragotri et al.
5,628,310 A	5/1997	Rao et al.	5,820,551 A	10/1998	Hill et al.
5,628,890 A	5/1997	Carter et al.	5,820,570 A	10/1998	Erickson et al.
5,629,981 A	5/1997	Nerlikar	5,820,622 A	10/1998	Gross et al.
5,634,468 A	6/1997	Platt et al.	5,822,715 A	10/1998	Worthington et al.
5,637,095 A	6/1997	Nason et al.	5,825,488 A	10/1998	Kohl et al.
5,640,764 A	6/1997	Strojniak	5,827,179 A	10/1998	Lichter et al.
5,640,954 A	6/1997	Pfeiffer et al.	5,827,183 A	10/1998	Kurnik et al.
5,643,212 A	7/1997	Coutre et al.	5,827,184 A	10/1998	Netherly et al.
5,647,853 A	7/1997	Feldmann et al.	5,828,943 A	10/1998	Brown
5,650,062 A	7/1997	Ikeda et al.	5,830,064 A	11/1998	Bradish et al.
5,651,767 A	7/1997	Schulman et al.	5,830,341 A	11/1998	Gilmartin
5,651,869 A	7/1997	Yoshioka et al.	5,832,448 A	11/1998	Brown
5,653,239 A	8/1997	Pompei et al.	5,833,603 A	11/1998	Kovacs et al.
5,659,454 A	8/1997	Vermesse	5,834,224 A	11/1998	Ruger et al.
5,660,163 A	8/1997	Schulman et al.	5,837,454 A	11/1998	Cozzette et al.
5,665,065 A	9/1997	Colman et al.	5,837,546 A	11/1998	Allen et al.
5,665,222 A	9/1997	Heller et al.	5,840,020 A	11/1998	Heinonen et al.
5,667,983 A	9/1997	Abel et al.	5,842,983 A	12/1998	Abel et al.
5,670,031 A	9/1997	Hintsche et al.	5,843,140 A	12/1998	Strojniak
5,678,571 A	10/1997	Brown	5,846,702 A	12/1998	Deng et al.
5,679,690 A	10/1997	Andre et al.	5,846,744 A	12/1998	Athey et al.
5,680,858 A	10/1997	Hansen et al.	5,851,197 A	12/1998	Marano et al.
5,682,233 A	10/1997	Brinda	5,854,078 A	12/1998	Asher et al.
5,686,717 A	11/1997	Knowles et al.	5,854,189 A	12/1998	Kruse et al.
5,695,623 A	12/1997	Michel et al.	5,856,758 A	1/1999	Joffe et al.
5,695,949 A	12/1997	Galen et al.	5,857,967 A	1/1999	Frid et al.
5,701,894 A	12/1997	Cherry et al.	5,857,983 A	1/1999	Douglas et al.
5,704,922 A	1/1998	Brown	5,860,917 A	1/1999	Comanor et al.
5,707,502 A	1/1998	McCaffrey et al.	5,872,713 A	2/1999	Douglas et al.
5,708,247 A	1/1998	McAleer et al.	5,876,484 A	3/1999	Raskin et al.
5,710,630 A	1/1998	Essenpreis et al.	5,879,163 A	3/1999	Brown et al.
5,711,001 A	1/1998	Bussan et al.	5,879,311 A	3/1999	Duchon et al.
5,711,297 A	1/1998	Iliff	5,880,829 A	3/1999	Kauhaniemi et al.
5,711,861 A	1/1998	Ward et al.	5,882,494 A	3/1999	Van Antwerp
5,711,862 A	1/1998	Sakoda et al.	5,885,211 A	3/1999	Eppstein et al.
5,711,868 A	1/1998	Maley et al.	5,887,133 A	3/1999	Brown et al.
5,718,234 A	2/1998	Warden et al.	5,891,049 A	4/1999	Cyrus et al.
5,720,733 A	2/1998	Brown	5,897,493 A	4/1999	Brown
5,720,862 A	2/1998	Hamamoto et al.	5,898,025 A	4/1999	Burg et al.
5,721,783 A	2/1998	Anderson	5,899,855 A	5/1999	Brown
5,722,397 A	3/1998	Eppstein	5,913,310 A	6/1999	Brown
5,724,030 A	3/1998	Urbas et al.	5,917,346 A	6/1999	Gord
5,727,548 A	3/1998	Hill et al.	5,918,603 A	7/1999	Brown
5,730,124 A	3/1998	Yamauchi	5,925,021 A	7/1999	Castellano et al.
5,730,654 A	3/1998	Brown	5,931,791 A	8/1999	Saltzstein et al.
5,735,273 A	4/1998	Kurnik et al.	5,933,136 A	8/1999	Brown
5,735,285 A	4/1998	Albert et al.	5,935,099 A	8/1999	Petterson
5,741,211 A	4/1998	Renirie et al.	5,935,224 A	8/1999	Svancarek et al.
5,741,688 A	4/1998	Oxenboll et al.	5,939,609 A	8/1999	Knapp et al.
5,746,217 A	5/1998	Erickson et al.	5,940,801 A	8/1999	Brown
5,748,103 A	5/1998	Flach et al.	5,942,979 A	8/1999	Luppino
5,749,907 A	5/1998	Mann	5,945,345 A	8/1999	Blatt et al.
5,750,926 A	5/1998	Schulman et al.	5,947,921 A	9/1999	Johnson et al.
5,758,290 A	5/1998	Nealon et al.	5,948,512 A	9/1999	Kubota et al.
5,770,028 A	6/1998	Maley et al.	5,950,632 A	9/1999	Reber et al.
5,771,001 A	6/1998	Cobb	5,951,300 A	9/1999	Brown
5,771,890 A	6/1998	Tamada	5,951,485 A	9/1999	Cyrus et al.
5,772,586 A	6/1998	Heinonen et al.	5,951,492 A	9/1999	Douglas et al.
5,777,060 A	7/1998	Van Antwerp	5,951,521 A	9/1999	Mastrototaro et al.
5,779,665 A	7/1998	Mastrototaro et al.	5,951,836 A	9/1999	McAleer et al.
5,781,024 A	7/1998	Blomberg et al.	5,954,643 A	9/1999	Van Antwerp
5,782,814 A	7/1998	Brown et al.	5,954,685 A	9/1999	Tiery
5,785,681 A	7/1998	Indravudh	5,954,700 A	9/1999	Kovelman
5,786,439 A	7/1998	Van Antwerp et al.	5,956,501 A	9/1999	Brown
5,786,584 A	7/1998	Button et al.	5,957,854 A	9/1999	Besson et al.
5,788,678 A	8/1998	Van Antwerp	5,957,890 A	9/1999	Mann et al.
5,791,344 A	8/1998	Schulman et al.	5,957,958 A	9/1999	Schulman et al.
5,792,117 A	8/1998	Brown	5,960,403 A	9/1999	Brown
5,793,292 A	8/1998	Ivey	5,961,451 A	10/1999	Reber et al.
5,800,420 A	9/1998	Gross et al.	5,964,993 A	10/1999	Blubaugh, Jr. et al.
5,804,047 A	9/1998	Karube et al.	5,965,380 A	10/1999	Heller et al.
			5,968,839 A	10/1999	Blatt et al.
			5,971,922 A	10/1999	Arita et al.
			5,971,941 A	10/1999	Simons et al.
			5,974,124 A	10/1999	Schlueter, Jr. et al.

(56)

## References Cited

## U.S. PATENT DOCUMENTS

5,977,476 A	11/1999	Guha et al.	6,144,922 A	11/2000	Douglas et al.
5,981,294 A	11/1999	Blatt et al.	6,148,094 A	11/2000	Kinsella
5,989,409 A	11/1999	Kurnik et al.	6,150,128 A	11/2000	Uretsky
5,994,476 A	11/1999	Shin et al.	6,151,586 A	11/2000	Brown
5,995,860 A	11/1999	Sun et al.	6,153,062 A	11/2000	Saito et al.
5,997,476 A	12/1999	Brown	6,153,069 A	11/2000	Pottgen et al.
5,999,848 A	12/1999	Gord et al.	6,159,147 A	12/2000	Lichter et al.
5,999,849 A	12/1999	Gord et al.	6,161,095 A	12/2000	Brown
6,001,067 A	12/1999	Shults et al.	6,162,611 A	12/2000	Heller et al.
6,002,954 A	12/1999	Van Antwerp et al.	6,162,639 A	12/2000	Douglas
6,002,961 A	12/1999	Mitragotri et al.	6,164,284 A	12/2000	Schulman et al.
6,004,441 A	12/1999	Fujiwara et al.	6,167,362 A	12/2000	Brown et al.
6,011,984 A	1/2000	Van Antwerp et al.	6,168,563 B1	1/2001	Brown
6,014,577 A	1/2000	Henning et al.	6,170,318 B1	1/2001	Lewis
6,018,678 A	1/2000	Mitragotri et al.	6,175,752 B1	1/2001	Say et al.
6,023,629 A	2/2000	Tamada	6,180,416 B1	1/2001	Kurnik et al.
6,024,699 A	2/2000	Surwit et al.	6,186,145 B1	2/2001	Brown
6,026,320 A	2/2000	Carlson et al.	6,192,891 B1	2/2001	Gravel et al.
6,027,459 A	2/2000	Shain et al.	6,193,873 B1	2/2001	Ohara et al.
6,027,692 A	2/2000	Galen et al.	6,196,970 B1	3/2001	Brown
6,028,413 A	2/2000	Brockmann	6,198,957 B1	3/2001	Green
6,032,059 A	2/2000	Henning et al.	6,200,265 B1	3/2001	Walsh et al.
6,032,199 A	2/2000	Lim et al.	6,201,979 B1	3/2001	Kurnik et al.
6,033,866 A	3/2000	Guo et al.	6,201,980 B1	3/2001	Darrow et al.
6,035,237 A	3/2000	Schulman et al.	6,203,495 B1	3/2001	Bardy
6,040,194 A	3/2000	Chick et al.	6,206,841 B1	3/2001	Cunningham et al.
6,041,253 A	3/2000	Kost et al.	6,207,400 B1	3/2001	Kwon
6,043,437 A	3/2000	Schulman et al.	6,208,894 B1	3/2001	Schulman et al.
6,049,727 A	4/2000	Crothall	6,210,272 B1	4/2001	Brown
6,052,565 A	4/2000	Ishikura et al.	6,210,976 B1	4/2001	Sabbadini
6,056,718 A	5/2000	Funderburk et al.	6,212,416 B1	4/2001	Ward et al.
6,063,459 A	5/2000	Velte	6,219,565 B1	4/2001	Cupp et al.
6,066,243 A	5/2000	Anderson et al.	6,219,574 B1	4/2001	Cormier et al.
6,067,474 A	5/2000	Schulman et al.	6,224,745 B1	5/2001	Baltruschat
6,068,615 A	5/2000	Brown et al.	6,232,130 B1	5/2001	Wolf
6,071,249 A	6/2000	Cunningham et al.	6,232,370 B1	5/2001	Kubota et al.
6,071,251 A	6/2000	Cunningham et al.	6,233,471 B1	5/2001	Berner et al.
6,071,294 A	6/2000	Simons et al.	6,233,539 B1	5/2001	Brown
6,071,391 A	6/2000	Gotoh et al.	6,239,925 B1	5/2001	Ardrey et al.
6,073,031 A	6/2000	Helstab et al.	6,241,862 B1	6/2001	McAleer et al.
6,081,736 A	6/2000	Colvin et al.	6,246,330 B1	6/2001	Nielsen
6,083,710 A	7/2000	Heller et al.	6,246,992 B1	6/2001	Brown
6,088,608 A	7/2000	Schulman et al.	6,248,065 B1	6/2001	Brown
6,091,975 A	7/2000	Daddona et al.	6,248,067 B1	6/2001	Causey, III et al.
6,091,976 A	7/2000	Pfeiffer et al.	6,248,093 B1	6/2001	Moberg
6,091,987 A	7/2000	Thompson	6,251,260 B1	6/2001	Heller et al.
6,093,156 A	7/2000	Cunningham et al.	6,252,032 B1	6/2001	Van Antwerp et al.
6,093,167 A	7/2000	Houben et al.	6,253,804 B1	7/2001	Safabash
6,093,172 A	7/2000	Funderburk et al.	6,254,586 B1	7/2001	Mann et al.
6,097,480 A	8/2000	Kaplan	6,256,643 B1	7/2001	Cork et al.
6,097,831 A	8/2000	Wieck et al.	6,259,587 B1	7/2001	Sheldon et al.
6,099,484 A	8/2000	Douglas et al.	6,259,937 B1	7/2001	Schulman et al.
6,101,478 A	8/2000	Brown	6,260,022 B1	7/2001	Brown
6,103,033 A	8/2000	Say et al.	6,266,645 B1	7/2001	Simpson
6,106,780 A	8/2000	Douglas et al.	6,267,724 B1	7/2001	Taylor
6,110,148 A	8/2000	Brown et al.	6,268,161 B1	7/2001	Han et al.
6,110,152 A	8/2000	Kovelman	6,270,445 B1	8/2001	Dean, Jr. et al.
6,113,578 A	9/2000	Brown	6,272,364 B1	8/2001	Kurnik
6,117,290 A	9/2000	Say et al.	6,275,717 B1	8/2001	Gross et al.
6,119,028 A	9/2000	Schulman et al.	6,280,416 B1	8/2001	Van Antwerp et al.
6,120,676 A	9/2000	Heller et al.	6,280,587 B1	8/2001	Matsumoto
6,121,009 A	9/2000	Heller et al.	6,281,006 B1	8/2001	Heller et al.
6,121,611 A	9/2000	Lindsay et al.	6,283,943 B1	9/2001	Dy et al.
6,122,351 A	9/2000	Schlueter, Jr. et al.	6,284,126 B1	9/2001	Kurnik et al.
6,125,978 A	10/2000	Ando et al.	6,284,478 B1	9/2001	Heller et al.
6,130,623 A	10/2000	MacLellan et al.	6,291,200 B1	9/2001	LeJeune et al.
6,134,461 A	10/2000	Say et al.	6,293,925 B1	9/2001	Safabash et al.
6,134,504 A	10/2000	Douglas et al.	6,294,281 B1	9/2001	Heller
6,139,718 A	10/2000	Kurnik et al.	6,294,997 B1	9/2001	Paratore et al.
6,141,573 A	10/2000	Kurnik et al.	6,295,463 B1	9/2001	Stenzler
6,142,939 A	11/2000	Eppstein et al.	6,295,506 B1	9/2001	Heinonen et al.
6,143,164 A	11/2000	Heller et al.	6,298,254 B2	10/2001	Tamada
6,144,837 A	11/2000	Quy	6,299,578 B1	10/2001	Kurnik et al.
6,144,869 A	11/2000	Berner et al.	6,299,757 B1	10/2001	Feldman et al.
6,144,871 A	11/2000	Saito et al.	6,301,499 B1	10/2001	Carlson et al.
			6,304,766 B1	10/2001	Colvin, Jr. et al.
			6,306,104 B1	10/2001	Cunningham et al.
			6,307,867 B1	10/2001	Roobol et al.
			6,309,351 B1	10/2001	Kurnik et al.

(56)

## References Cited

## U.S. PATENT DOCUMENTS

6,309,884	B1	10/2001	Cooper et al.	6,529,755	B2	3/2003	Kurnik et al.
6,313,749	B1	11/2001	Horne et al.	6,529,772	B2	3/2003	Carlson et al.
6,315,721	B2	11/2001	Schulman et al.	6,530,915	B1	3/2003	Eppstein et al.
6,319,540	B1	11/2001	Van Antwerp et al.	6,534,322	B1	3/2003	Sabbadini
6,326,160	B1	12/2001	Dunn et al.	6,534,323	B1	3/2003	Sabbadini
6,329,161	B1	12/2001	Heller et al.	6,535,753	B1	3/2003	Raskas
6,329,929	B1	12/2001	Weijand et al.	6,537,243	B1	3/2003	Henning et al.
6,330,426	B2	12/2001	Brown et al.	6,540,675	B2	4/2003	Aceti et al.
6,330,464	B1	12/2001	Colvin, Jr. et al.	6,541,266	B2	4/2003	Modzelewski et al.
6,331,518	B2	12/2001	Hemm et al.	6,544,212	B2	4/2003	Galley et al.
6,334,778	B1	1/2002	Brown	6,546,269	B1	4/2003	Kurnik
6,336,900	B1	1/2002	Alleckson et al.	6,549,796	B2	4/2003	Sohrab
6,338,790	B1	1/2002	Feldman et al.	6,551,276	B1	4/2003	Mann et al.
6,340,421	B1	1/2002	Vachon et al.	6,551,494	B1	4/2003	Heller et al.
6,341,232	B1	1/2002	Conn et al.	6,553,244	B2	4/2003	Lesho et al.
6,356,776	B1	3/2002	Berner et al.	6,554,798	B1	4/2003	Mann et al.
6,359,270	B1	3/2002	Bridson	6,558,320	B1	5/2003	Causey, III et al.
6,359,594	B1	3/2002	Junod	6,558,321	B1	5/2003	Burd et al.
6,360,888	B1	3/2002	McIvor et al.	6,558,351	B1	5/2003	Steil et al.
6,366,793	B1	4/2002	Bell et al.	6,560,471	B1	5/2003	Heller et al.
6,366,794	B1	4/2002	Moussy et al.	6,561,975	B1	5/2003	Pool et al.
6,368,141	B1	4/2002	Van Antwerp et al.	6,561,978	B1	5/2003	Conn et al.
6,368,274	B1	4/2002	Van Antwerp et al.	6,562,001	B2	5/2003	Lebel et al.
6,370,410	B2	4/2002	Kurnik et al.	6,564,105	B2	5/2003	Starkweather et al.
6,377,828	B1	4/2002	Chaiken et al.	6,564,807	B1	5/2003	Schulman et al.
6,379,301	B1	4/2002	Worthington et al.	6,565,509	B1	5/2003	Say et al.
6,383,767	B1	5/2002	Polak	6,571,128	B2	5/2003	Lebel et al.
6,385,473	B1	5/2002	Haines et al.	6,571,200	B1	5/2003	Mault
6,387,048	B1	5/2002	Schulman et al.	6,574,510	B2	6/2003	Von Arx et al.
6,391,643	B1	5/2002	Chen et al.	6,576,101	B1	6/2003	Heller et al.
6,393,318	B1	5/2002	Conn et al.	6,576,117	B1	6/2003	Iketaki et al.
6,398,562	B1	6/2002	Butler et al.	6,577,899	B2	6/2003	Lebel et al.
6,400,974	B1	6/2002	Lesho	6,579,231	B1	6/2003	Phipps
6,405,066	B1	6/2002	Essenpreis et al.	6,579,498	B1	6/2003	Eglise
6,413,393	B1	7/2002	Van Antwerp et al.	6,579,690	B1	6/2003	Bonnecaze et al.
6,416,471	B1	7/2002	Kumar et al.	6,584,335	B1	6/2003	Haar et al.
6,418,332	B1	7/2002	Mastrototaro et al.	6,585,644	B2	7/2003	Lebel et al.
6,418,346	B1	7/2002	Nelson et al.	6,587,705	B1	7/2003	Kim et al.
6,424,847	B1	7/2002	Mastrototaro et al.	6,591,125	B1	7/2003	Buse et al.
6,427,088	B1	7/2002	Bowman, IV et al.	6,591,126	B2	7/2003	Roeper et al.
6,434,409	B1	8/2002	Pfeiffer et al.	6,594,514	B2	7/2003	Berner et al.
6,438,414	B1	8/2002	Conn et al.	6,595,919	B2	7/2003	Berner et al.
6,440,068	B1	8/2002	Brown et al.	6,595,929	B2	7/2003	Stivoric et al.
6,442,637	B1	8/2002	Hawkins et al.	6,602,678	B2	8/2003	Kwon et al.
6,442,672	B1	8/2002	Ganapathy	6,602,909	B1	8/2003	Jarowski
6,443,942	B2	9/2002	Van Antwerp et al.	6,605,200	B1	8/2003	Mao et al.
6,449,255	B1	9/2002	Waclawsky et al.	6,605,201	B1	8/2003	Mao et al.
6,454,710	B1	9/2002	Ballerstadt et al.	6,607,509	B2	8/2003	Bobroff et al.
6,462,162	B2	10/2002	Van Antwerp et al.	6,608,562	B1	8/2003	Kimura et al.
6,464,848	B1	10/2002	Matsumoto	6,610,012	B2	8/2003	Mault
6,466,810	B1	10/2002	Ward et al.	6,611,206	B2	8/2003	Eshelman et al.
6,468,222	B1	10/2002	Mault et al.	6,612,306	B1	9/2003	Mault
6,472,122	B1	10/2002	Schulman et al.	6,615,078	B1	9/2003	Burson et al.
6,475,750	B1	11/2002	Han et al.	6,616,613	B1	9/2003	Goodman
6,477,395	B2	11/2002	Schulman et al.	6,618,603	B2	9/2003	Varalli et al.
6,478,736	B1	11/2002	Mault	6,620,106	B2	9/2003	Mault
6,480,730	B2	11/2002	Darrow et al.	6,627,058	B1	9/2003	Chan
6,482,156	B2	11/2002	Iliff	6,627,154	B1	9/2003	Goodman et al.
6,482,158	B2	11/2002	Mault	6,629,934	B2	10/2003	Mault et al.
6,482,604	B2	11/2002	Kwon	6,633,772	B2	10/2003	Ford et al.
6,484,045	B1	11/2002	Holker et al.	6,635,014	B2	10/2003	Starkweather et al.
6,484,046	B1	11/2002	Say et al.	6,635,167	B1	10/2003	Batman et al.
6,485,138	B1	11/2002	Kubota et al.	6,641,533	B2	11/2003	Causey, III et al.
6,493,069	B1	12/2002	Nagashimada et al.	6,642,015	B2	11/2003	Vachon et al.
6,494,830	B1	12/2002	Wessel	6,645,142	B2	11/2003	Braig et al.
6,496,728	B2	12/2002	Li et al.	6,645,368	B1	11/2003	Beaty et al.
6,496,729	B2	12/2002	Thompson	6,648,821	B2	11/2003	Lebel et al.
6,497,655	B1	12/2002	Linberg et al.	6,653,091	B1	11/2003	Dunn et al.
6,505,059	B1	1/2003	Kollias et al.	6,654,625	B1	11/2003	Say et al.
6,505,121	B1	1/2003	Russel	6,656,114	B1	12/2003	Poulsen et al.
6,512,939	B1	1/2003	Colvin et al.	6,658,396	B1	12/2003	Tang et al.
6,513,532	B2	2/2003	Mault et al.	6,659,948	B2	12/2003	Lebel et al.
6,514,718	B2	2/2003	Heller et al.	6,668,196	B1	12/2003	Villegas et al.
6,515,593	B1	2/2003	Stark et al.	6,671,554	B2	12/2003	Gibson et al.
6,520,326	B2	2/2003	McIvor et al.	6,673,625	B2	1/2004	Satcher, Jr. et al.
				6,682,938	B1	1/2004	Satcher, Jr. et al.
				6,683,040	B2	1/2004	Bragulla et al.
				6,687,522	B2	2/2004	Tamada
				6,687,546	B2	2/2004	Lebel et al.

(56)

## References Cited

## U.S. PATENT DOCUMENTS

6,689,056	B1	2/2004	Kilcoyne et al.	6,881,551	B2	4/2005	Heller et al.
6,690,276	B1	2/2004	Marino	6,882,940	B2	4/2005	Potts et al.
6,693,069	B2	2/2004	Korber et al.	6,885,883	B2	4/2005	Parris et al.
6,694,158	B2	2/2004	Polak	6,889,331	B2	5/2005	Soerensen et al.
6,694,191	B2	2/2004	Starkweather et al.	6,892,085	B2	5/2005	McIvor et al.
6,695,860	B1	2/2004	Ward et al.	6,895,263	B2	5/2005	Shin et al.
6,698,269	B2	3/2004	Baber et al.	6,895,265	B2	5/2005	Silver
6,701,270	B1	3/2004	Miller et al.	6,899,683	B2	5/2005	Mault et al.
6,702,857	B2	3/2004	Brauker et al.	6,899,684	B2	5/2005	Mault et al.
6,704,587	B1	3/2004	Kumar et al.	6,902,207	B2	6/2005	Lickliter
6,708,057	B2	3/2004	Morganroth	6,902,905	B2	6/2005	Burson et al.
6,711,423	B2	3/2004	Colvin, Jr.	6,904,301	B2	6/2005	Raskas
6,723,046	B2	4/2004	Lichtenstein et al.	6,907,127	B1	6/2005	Kravitz et al.
6,728,560	B2	4/2004	Kollias et al.	6,915,147	B2	7/2005	Lebel et al.
6,731,976	B2	5/2004	Penn et al.	6,918,874	B1	7/2005	Hatch et al.
6,733,446	B2	5/2004	Lebel et al.	6,922,578	B2	7/2005	Eppstein et al.
6,734,162	B2	5/2004	Van Antwerp et al.	RE38,775	E	8/2005	Kurnik et al.
6,735,183	B2	5/2004	O'Toole et al.	6,923,764	B2	8/2005	Aceti et al.
6,735,479	B2	5/2004	Fabian et al.	6,923,936	B2	8/2005	Swanson et al.
6,736,777	B2	5/2004	Kim et al.	6,927,246	B2	8/2005	Noronha et al.
6,736,797	B1	5/2004	Larsen et al.	6,931,327	B2	8/2005	Goode, Jr. et al.
6,737,401	B2	5/2004	Kim et al.	6,932,894	B2	8/2005	Mao et al.
6,738,654	B2	5/2004	Sohrab	6,936,006	B2	8/2005	Sabra
6,740,075	B2	5/2004	Lebel et al.	6,936,029	B2	8/2005	Mann et al.
6,741,163	B1	5/2004	Roberts	6,937,222	B2	8/2005	Numao
6,741,876	B1	5/2004	Seccina et al.	6,940,403	B2	9/2005	Kail, IV
6,741,877	B1	5/2004	Shults et al.	6,940,590	B2	9/2005	Colvin, Jr. et al.
6,746,582	B2	6/2004	Heller et al.	6,941,163	B2	9/2005	Ford et al.
6,748,445	B1	6/2004	Darcy et al.	6,950,708	B2	9/2005	Bowman IV et al.
6,749,587	B2	6/2004	Flaherty	6,952,603	B2	10/2005	Gerber et al.
6,750,311	B1	6/2004	Van Antwerp et al.	6,954,673	B2	10/2005	Von Arx et al.
6,758,810	B2	7/2004	Lebel et al.	6,955,650	B2	10/2005	Mault et al.
6,766,183	B2	7/2004	Walsh et al.	6,957,102	B2	10/2005	Silver et al.
6,766,201	B2	7/2004	Von Arx et al.	6,957,107	B2	10/2005	Rogers et al.
6,768,425	B2	7/2004	Flaherty et al.	6,958,705	B2	10/2005	Lebel et al.
6,770,030	B1	8/2004	Schaupp et al.	6,968,294	B2	11/2005	Gutta et al.
6,770,729	B2	8/2004	Van Antwerp et al.	6,968,375	B1	11/2005	Brown
6,771,995	B2	8/2004	Kurnik et al.	6,971,274	B2	12/2005	Olin
6,773,563	B2	8/2004	Matsumoto	6,974,437	B2	12/2005	Lebel et al.
6,780,156	B2	8/2004	Haueter et al.	6,978,182	B2	12/2005	Mazar et al.
6,780,297	B2	8/2004	Matsumoto et al.	6,979,326	B2	12/2005	Mann et al.
6,780,871	B2	8/2004	Glick et al.	6,985,870	B2	1/2006	Martucci et al.
6,784,274	B2	8/2004	Van Antwerp et al.	6,990,366	B2	1/2006	Say et al.
6,790,178	B1	9/2004	Mault et al.	6,991,096	B2	1/2006	Gottlieb et al.
6,794,195	B2	9/2004	Colvin, Jr.	6,997,907	B2	2/2006	Safabash et al.
6,800,451	B2	10/2004	Daniloff et al.	6,997,920	B2	2/2006	Mann et al.
6,804,544	B2	10/2004	Van Antwerp et al.	6,998,247	B2	2/2006	Monfre et al.
6,804,558	B2	10/2004	Haller et al.	6,999,810	B2	2/2006	Berner et al.
6,809,507	B2	10/2004	Morgan et al.	7,003,336	B2	2/2006	Holker et al.
6,809,653	B1	10/2004	Mann et al.	7,003,340	B2	2/2006	Say et al.
6,810,290	B2	10/2004	Lebel et al.	7,003,341	B2	2/2006	Say et al.
6,810,309	B2	10/2004	Sadler et al.	7,004,901	B2	2/2006	Fish
6,811,533	B2	11/2004	Lebel et al.	7,005,857	B2	2/2006	Stiene et al.
6,811,534	B2	11/2004	Bowman, IV et al.	7,009,511	B2	3/2006	Mazar et al.
6,811,659	B2	11/2004	Vachon	7,011,630	B2	3/2006	Desai et al.
6,812,031	B1	11/2004	Carlsson	7,018,366	B2	3/2006	Easter
6,813,519	B2	11/2004	Lebel et al.	7,018,568	B2	3/2006	Tierney
6,816,742	B2	11/2004	Kim et al.	7,020,508	B2	3/2006	Stivoric et al.
6,835,553	B2	12/2004	Han et al.	7,022,072	B2	4/2006	Fox et al.
RE38,681	E	1/2005	Kurnik et al.	7,024,236	B2	4/2006	Ford et al.
6,840,912	B2	1/2005	Kloepfer et al.	7,024,245	B2	4/2006	Lebel et al.
6,844,023	B2	1/2005	Schulman et al.	7,025,743	B2	4/2006	Mann et al.
6,849,237	B2	2/2005	Housefield et al.	7,027,931	B1	4/2006	Jones et al.
6,850,790	B2	2/2005	Berner et al.	7,029,444	B2	4/2006	Shin et al.
6,852,104	B2	2/2005	Blomquist	7,039,810	B1	5/2006	Nichols
6,852,500	B1	2/2005	Hoss et al.	7,041,068	B2	5/2006	Freeman et al.
6,852,694	B2	2/2005	Van Antwerp et al.	7,041,468	B2	5/2006	Drucker et al.
6,853,854	B1	2/2005	Proniewicz et al.	7,043,305	B2	5/2006	KenKnight et al.
6,856,928	B2	2/2005	Harmon	7,049,277	B2	5/2006	Bagulla et al.
6,858,403	B2	2/2005	Han et al.	7,052,251	B2	5/2006	Nason et al.
6,862,465	B2	3/2005	Shults et al.	7,052,472	B1	5/2006	Miller et al.
6,862,466	B2	3/2005	Ackerman	7,052,483	B2	5/2006	Wojcik
6,872,200	B2	3/2005	Mann et al.	7,056,302	B2	6/2006	Douglas
6,873,268	B2	3/2005	Lebel et al.	7,058,453	B2	6/2006	Nelson et al.
6,878,112	B2	4/2005	Linberg et al.	7,060,030	B2	6/2006	Von Arx et al.
				7,060,031	B2	6/2006	Webb et al.
				7,074,307	B2	7/2006	Simpson et al.
				7,081,195	B2	7/2006	Simpson et al.
				7,082,334	B2	7/2006	Boute et al.

(56)

## References Cited

## U.S. PATENT DOCUMENTS

7,089,780 B2	8/2006	Sunshine et al.	7,602,310 B2	10/2009	Mann et al.
7,098,803 B2	8/2006	Mann et al.	7,604,178 B2	10/2009	Stewart
7,108,778 B2	9/2006	Simpson et al.	7,613,491 B2	11/2009	Boock et al.
7,110,803 B2	9/2006	Shults et al.	7,615,007 B2	11/2009	Shults et al.
7,113,821 B1	9/2006	Sun et al.	7,618,369 B2	11/2009	Hayter et al.
7,114,502 B2	10/2006	Schulman et al.	7,632,228 B2	12/2009	Brauker et al.
7,124,027 B1	10/2006	Ernst et al.	7,637,868 B2	12/2009	Saint et al.
7,125,382 B2	10/2006	Zhou et al.	7,640,048 B2	12/2009	Dobbles et al.
7,133,710 B2	11/2006	Acosta et al.	7,651,596 B2	1/2010	Petisce et al.
7,134,999 B2	11/2006	Brauker et al.	7,654,956 B2	2/2010	Brister et al.
7,136,689 B2	11/2006	Shults et al.	7,657,297 B2	2/2010	Simpson et al.
7,150,975 B2	12/2006	Tamada et al.	7,659,823 B1	2/2010	Killian et al.
7,154,398 B2	12/2006	Chen et al.	7,668,596 B2	2/2010	Von Arx et al.
7,155,112 B2	12/2006	Uno et al.	7,699,775 B2	4/2010	Desai et al.
7,155,290 B2	12/2006	Von Arx et al.	7,701,052 B2	4/2010	Borland et al.
7,163,511 B2	1/2007	Conn et al.	7,711,402 B2	5/2010	Shults et al.
7,171,274 B2	1/2007	Starkweather et al.	7,713,574 B2	5/2010	Brister et al.
7,183,068 B2	2/2007	Burson et al.	7,715,893 B2	5/2010	Kamath et al.
7,183,102 B2	2/2007	Monfre et al.	7,741,734 B2	6/2010	Joannopoulos et al.
7,189,341 B2	3/2007	Li et al.	7,771,352 B2	8/2010	Shults et al.
7,190,988 B2	3/2007	Say et al.	7,774,145 B2	8/2010	Brauker et al.
7,192,450 B2	3/2007	Brauker et al.	7,778,680 B2	8/2010	Goode, Jr. et al.
7,198,606 B2	4/2007	Boecker et al.	7,779,332 B2	8/2010	Karr et al.
7,203,549 B2	4/2007	Schommer et al.	7,782,192 B2	8/2010	Jeckelmann et al.
7,207,974 B2	4/2007	Safabash et al.	7,783,333 B2	8/2010	Brister et al.
7,221,977 B1	5/2007	Weaver et al.	7,791,467 B2	9/2010	Mazar et al.
7,226,442 B2	6/2007	Sheppard et al.	7,792,562 B2	9/2010	Shults et al.
7,226,978 B2	6/2007	Tapsak et al.	7,813,809 B2	10/2010	Strother et al.
7,228,162 B2	6/2007	Ward et al.	7,826,981 B2	11/2010	Goode, Jr. et al.
7,228,163 B2	6/2007	Ackerman	7,831,310 B2	11/2010	Lebel et al.
7,228,182 B2	6/2007	Healy et al.	7,860,574 B2	12/2010	Von Arx et al.
7,233,817 B2	6/2007	Yen	7,882,611 B2	2/2011	Shah et al.
7,237,712 B2	7/2007	DeRocco et al.	7,899,511 B2	3/2011	Shults et al.
7,241,266 B2	7/2007	Zhou et al.	7,905,833 B2	3/2011	Brister et al.
7,261,691 B1	8/2007	Asomani	7,912,674 B2	3/2011	Killoren Clark et al.
7,267,665 B2	9/2007	Steil et al.	7,914,450 B2	3/2011	Goode, Jr. et al.
7,276,029 B2	10/2007	Goode, Jr. et al.	7,916,013 B2	3/2011	Stevenson
7,278,983 B2	10/2007	Ireland et al.	7,955,258 B2	6/2011	Goscha et al.
7,286,894 B1	10/2007	Grant et al.	7,970,448 B2	6/2011	Shults et al.
7,291,107 B2	11/2007	Hellwig et al.	7,974,672 B2	7/2011	Shults et al.
7,295,867 B2	11/2007	Berner et al.	7,978,063 B2	7/2011	Baldus et al.
7,297,112 B2	11/2007	Zhou et al.	7,999,674 B2	8/2011	Kamen
7,299,082 B2	11/2007	Feldman et al.	8,000,918 B2	8/2011	Fjield et al.
7,310,544 B2	12/2007	Brister et al.	8,010,174 B2	8/2011	Goode et al.
7,318,816 B2	1/2008	Bobroff et al.	8,072,310 B1	12/2011	Everhart
7,324,012 B2	1/2008	Mann et al.	8,090,445 B2	1/2012	Ginggen
7,324,850 B2	1/2008	Persen et al.	8,093,991 B2	1/2012	Stevenson et al.
7,335,294 B2	2/2008	Heller et al.	8,094,009 B2	1/2012	Allen et al.
7,347,819 B2	3/2008	Lebel et al.	8,098,159 B2	1/2012	Batra et al.
7,354,420 B2	4/2008	Steil et al.	8,098,160 B2	1/2012	Howarth et al.
7,364,592 B2	4/2008	Carr-Brendel et al.	8,098,161 B2	1/2012	Lavedas
7,366,556 B2	4/2008	Brister et al.	8,098,201 B2	1/2012	Choi et al.
7,379,765 B2	5/2008	Petisce et al.	8,098,208 B2	1/2012	Ficker et al.
7,384,397 B2	6/2008	Zhang et al.	8,102,021 B2	1/2012	Degani
7,387,010 B2	6/2008	Sunshine et al.	8,102,154 B2	1/2012	Bishop et al.
7,398,183 B2	7/2008	Holland et al.	8,102,263 B2	1/2012	Yeo et al.
7,399,277 B2	7/2008	Saidara et al.	8,102,789 B2	1/2012	Rosar et al.
7,402,153 B2	7/2008	Steil et al.	8,103,241 B2	1/2012	Young et al.
7,408,132 B2	8/2008	Wambsganss et al.	8,103,325 B2	1/2012	Swedlow et al.
7,419,573 B2	9/2008	Gundel	8,111,042 B2	2/2012	Bennett
7,424,318 B2	9/2008	Brister et al.	8,115,488 B2	2/2012	McDowell
7,460,898 B2	12/2008	Brister et al.	8,116,681 B2	2/2012	Baarman
7,467,003 B2	12/2008	Brister et al.	8,116,683 B2	2/2012	Baarman
7,471,972 B2	12/2008	Rhodes et al.	8,117,481 B2	2/2012	Anselmi et al.
7,492,254 B2	2/2009	Bandy et al.	8,120,493 B2	2/2012	Burr
7,494,465 B2	2/2009	Brister et al.	8,124,452 B2	2/2012	Sheats
7,497,827 B2	3/2009	Brister et al.	8,130,093 B2	3/2012	Mazar et al.
7,519,408 B2	4/2009	Rasdal et al.	8,131,351 B2	3/2012	Kalgren et al.
7,547,281 B2	6/2009	Hayes et al.	8,131,365 B2	3/2012	Zhang et al.
7,565,197 B2	7/2009	Haubrich et al.	8,131,565 B2	3/2012	Dicks et al.
7,569,030 B2	8/2009	Lebel et al.	8,132,037 B2	3/2012	Fehr et al.
7,574,266 B2	8/2009	Dudding et al.	8,135,352 B2	3/2012	Langswierdt et al.
7,583,990 B2	9/2009	Goode, Jr. et al.	8,136,735 B2	3/2012	Arai et al.
7,591,801 B2	9/2009	Brauker et al.	8,138,925 B2	3/2012	Downie et al.
7,599,726 B2	10/2009	Goode, Jr. et al.	8,140,160 B2	3/2012	Pless et al.
			8,140,168 B2	3/2012	Olson et al.
			8,140,299 B2	3/2012	Siess
			8,150,321 B2	4/2012	Winter et al.
			8,150,516 B2	4/2012	Levine et al.

(56)

## References Cited

## U.S. PATENT DOCUMENTS

8,179,266	B2	5/2012	Hermle	2002/0169635	A1	11/2002	Shillingburg
2001/0011224	A1	8/2001	Brown	2002/0177764	A1	11/2002	Sohrab
2001/0016310	A1	8/2001	Brown et al.	2002/0185130	A1	12/2002	Wright et al.
2001/0016682	A1	8/2001	Berner et al.	2002/0193679	A1	12/2002	Malave et al.
2001/0016683	A1	8/2001	Darrow et al.	2003/0004403	A1	1/2003	Drinan et al.
2001/0020124	A1	9/2001	Tamada	2003/0023182	A1	1/2003	Mault et al.
2001/0029340	A1	10/2001	Mault et al.	2003/0023317	A1	1/2003	Brauker et al.
2001/0032278	A1	10/2001	Brown et al.	2003/0028089	A1	2/2003	Galley et al.
2001/0037060	A1	11/2001	Thompson et al.	2003/0028120	A1	2/2003	Mault et al.
2001/0037069	A1	11/2001	Carlson et al.	2003/0032077	A1	2/2003	Itoh et al.
2001/0037366	A1	11/2001	Webb et al.	2003/0032867	A1	2/2003	Crothall et al.
2001/0039504	A1	11/2001	Linberg et al.	2003/0032868	A1	2/2003	Graskov et al.
2001/0041830	A1	11/2001	Varalli et al.	2003/0032874	A1	2/2003	Rhodes et al.
2001/0041831	A1	11/2001	Starkweather et al.	2003/0040683	A1	2/2003	Rule et al.
2001/0044581	A1	11/2001	Mault	2003/0042137	A1	3/2003	Mao et al.
2001/0044588	A1	11/2001	Mault	2003/0050537	A1	3/2003	Wessel
2001/0047125	A1	11/2001	Quy	2003/0050546	A1	3/2003	Desai et al.
2001/0047127	A1	11/2001	New et al.	2003/0060692	A1	3/2003	Ruchti et al.
2001/0049096	A1	12/2001	Brown	2003/0065257	A1	4/2003	Mault et al.
2001/0049470	A1	12/2001	Mault et al.	2003/0065273	A1	4/2003	Mault et al.
2002/0002326	A1	1/2002	Causey, III et al.	2003/0065274	A1	4/2003	Mault et al.
2002/0002328	A1	1/2002	Tamada	2003/0065275	A1	4/2003	Mault et al.
2002/0004640	A1	1/2002	Conn et al.	2003/0065308	A1	4/2003	Lebel et al.
2002/0010414	A1	1/2002	Coston et al.	2003/0076792	A1	4/2003	Theimer
2002/0013522	A1	1/2002	Lav et al.	2003/0081370	A1	5/2003	Haskell et al.
2002/0013538	A1	1/2002	Teller	2003/0100040	A1	5/2003	Bonnecaze et al.
2002/0016530	A1	2/2002	Brown	2003/0100821	A1	5/2003	Heller et al.
2002/0016719	A1	2/2002	Nemeth et al.	2003/0105407	A1	6/2003	Pearce et al.
2002/0019022	A1	2/2002	Dunn et al.	2003/0108976	A1	6/2003	Braig et al.
2002/0019584	A1	2/2002	Schulze et al.	2003/0114897	A1	6/2003	Von Arx et al.
2002/0019586	A1	2/2002	Teller et al.	2003/0119457	A1	6/2003	Standke
2002/0019748	A1	2/2002	Brown	2003/0122021	A1	7/2003	McConnell et al.
2002/0023852	A1	2/2002	McIvor et al.	2003/0125612	A1	7/2003	Fox et al.
2002/0026937	A1	3/2002	Mault	2003/0130616	A1	7/2003	Steil et al.
2002/0027164	A1	3/2002	Mault et al.	2003/0134347	A1	7/2003	Heller et al.
2002/0028995	A1	3/2002	Mault	2003/0135100	A1	7/2003	Kim et al.
2002/0040208	A1	4/2002	Flaherty et al.	2003/0135333	A1	7/2003	Aceti et al.
2002/0042090	A1	4/2002	Heller et al.	2003/0144579	A1	7/2003	Buss
2002/0045808	A1	4/2002	Ford et al.	2003/0146841	A1	8/2003	Koenig
2002/0047867	A1	4/2002	Mault et al.	2003/0153820	A1	8/2003	Berner et al.
2002/0049482	A1	4/2002	Fabian et al.	2003/0153821	A1	8/2003	Berner et al.
2002/0053637	A1	5/2002	Conn et al.	2003/0158472	A1	8/2003	Sohrab
2002/0062069	A1	5/2002	Mault	2003/0158707	A1	8/2003	Doi
2002/0063060	A1	5/2002	Gascoyne et al.	2003/0168338	A1	9/2003	Gao et al.
2002/0065454	A1	5/2002	Lebel et al.	2003/0175806	A1	9/2003	Rule et al.
2002/0068858	A1	6/2002	Braig et al.	2003/0176183	A1	9/2003	Drucker et al.
2002/0072784	A1	6/2002	Sheppard et al.	2003/0176933	A1	9/2003	Lebel et al.
2002/0072858	A1	6/2002	Cheng	2003/0181851	A1	9/2003	Mann et al.
2002/0074162	A1	6/2002	Su et al.	2003/0181852	A1	9/2003	Mann et al.
2002/0077765	A1	6/2002	Mault	2003/0187338	A1	10/2003	Say et al.
2002/0077766	A1	6/2002	Mault	2003/0187525	A1	10/2003	Mann et al.
2002/0081559	A1	6/2002	Brown et al.	2003/0191376	A1	10/2003	Samuels et al.
2002/0083461	A1	6/2002	Hutcheson et al.	2003/0191431	A1	10/2003	Mann et al.
2002/0084196	A1	7/2002	Liamos et al.	2003/0195403	A1	10/2003	Berner et al.
2002/0087056	A1	7/2002	Aceti et al.	2003/0195462	A1	10/2003	Mann et al.
2002/0091312	A1	7/2002	Berner et al.	2003/0199790	A1	10/2003	Boecker et al.
2002/0091796	A1	7/2002	Higginson et al.	2003/0199791	A1	10/2003	Boecker et al.
2002/0093969	A1	7/2002	Lin et al.	2003/0199903	A1	10/2003	Boecker et al.
2002/0103425	A1	8/2002	Mault	2003/0203498	A1	10/2003	Neel et al.
2002/0103499	A1	8/2002	Perez et al.	2003/0204290	A1	10/2003	Sadler et al.
2002/0106709	A1	8/2002	Potts et al.	2003/0208110	A1	11/2003	Mault et al.
2002/0107433	A1	8/2002	Mault	2003/0208113	A1	11/2003	Mault et al.
2002/0107476	A1	8/2002	Mann et al.	2003/0208114	A1	11/2003	Ackerman
2002/0109600	A1	8/2002	Mault et al.	2003/0208133	A1	11/2003	Mault
2002/0118528	A1	8/2002	Su et al.	2003/0208409	A1	11/2003	Mault
2002/0119711	A1	8/2002	Van Antwerp et al.	2003/0212317	A1	11/2003	Kovatchev et al.
2002/0124017	A1	9/2002	Mault	2003/0212364	A1	11/2003	Mann et al.
2002/0126036	A1	9/2002	Flaherty et al.	2003/0212379	A1	11/2003	Bylund et al.
2002/0128594	A1	9/2002	Das et al.	2003/0212579	A1	11/2003	Brown et al.
2002/0130042	A1	9/2002	Moerman et al.	2003/0216630	A1	11/2003	Jersey-Willuhn et al.
2002/0133378	A1	9/2002	Mault et al.	2003/0217966	A1	11/2003	Tapsak et al.
2002/0147135	A1	10/2002	Schnell	2003/0226695	A1	12/2003	Mault
2002/0161286	A1	10/2002	Gerber et al.	2003/0229514	A2	12/2003	Brown
2002/0161288	A1	10/2002	Shin et al.	2003/0232370	A1	12/2003	Trifiro
2002/0169394	A1	11/2002	Eppstein et al.	2003/0235817	A1	12/2003	Bartkowiak et al.
				2004/0010207	A1	1/2004	Flaherty et al.
				2004/0011671	A1	1/2004	Shults et al.
				2004/0017300	A1	1/2004	Kotzin et al.
				2004/0018486	A1	1/2004	Dunn et al.

(56)

## References Cited

## U.S. PATENT DOCUMENTS

2004/0030226	A1	2/2004	Quy	2005/0027180	A1	2/2005	Goode, Jr. et al.
2004/0030531	A1	2/2004	Miller et al.	2005/0027181	A1	2/2005	Goode, Jr. et al.
2004/0030581	A1	2/2004	Leven et al.	2005/0027462	A1	2/2005	Goode, Jr. et al.
2004/0039255	A1	2/2004	Simonsen et al.	2005/0027463	A1	2/2005	Goode, Jr. et al.
2004/0039256	A1	2/2004	Kawatahara et al.	2005/0031689	A1	2/2005	Shults et al.
2004/0039298	A1	2/2004	Abreu et al.	2005/0033132	A1	2/2005	Shults et al.
2004/0040840	A1	3/2004	Mao et al.	2005/0038332	A1	2/2005	Saidara et al.
2004/0045879	A1	3/2004	Shults et al.	2005/0038680	A1	2/2005	McMahon
2004/0054263	A1	3/2004	Moerman et al.	2005/0043598	A1	2/2005	Goode, Jr. et al.
2004/0059201	A1	3/2004	Ginsberg	2005/0043894	A1	2/2005	Fernandez
2004/0063435	A1	4/2004	Sakamoto et al.	2005/0049473	A1	3/2005	Desai et al.
2004/0064068	A1	4/2004	DeNuzzio et al.	2005/0054909	A1	3/2005	Petisce et al.
2004/0069164	A1	4/2004	Nakamura et al.	2005/0059372	A1	3/2005	Arayashiki et al.
2004/0072357	A1	4/2004	Stiene et al.	2005/0065464	A1	3/2005	Talbot et al.
2004/0073095	A1	4/2004	Causey, III et al.	2005/0090607	A1	4/2005	Tapsak et al.
2004/0096959	A1	5/2004	Stiene et al.	2005/0096511	A1	5/2005	Fox et al.
2004/0100376	A1	5/2004	Lye et al.	2005/0096512	A1	5/2005	Fox et al.
2004/0105411	A1	6/2004	Boatwright et al.	2005/0096516	A1	5/2005	Soykan et al.
2004/0106858	A1	6/2004	Say et al.	2005/0112169	A1	5/2005	Brauker et al.
2004/0108226	A1	6/2004	Polychronakos et al.	2005/0112544	A1	5/2005	Xu et al.
2004/0122353	A1	6/2004	Shahmirian et al.	2005/0113653	A1	5/2005	Fox et al.
2004/0122489	A1	6/2004	Mazar et al.	2005/0113657	A1	5/2005	Alarcon et al.
2004/0122530	A1	6/2004	Hansen et al.	2005/0113658	A1	5/2005	Jacobson et al.
2004/0133164	A1	7/2004	Funderburk et al.	2005/0113886	A1	5/2005	Fischell et al.
2004/0138588	A1	7/2004	Saikley et al.	2005/0114068	A1	5/2005	Chey et al.
2004/0146909	A1	7/2004	Duong et al.	2005/0116683	A1	6/2005	Cheng et al.
2004/0152622	A1	8/2004	Keith et al.	2005/0118726	A1	6/2005	Schultz et al.
2004/0152961	A1	8/2004	Carlson et al.	2005/0121322	A1	6/2005	Say et al.
2004/0153585	A1	8/2004	Kawatahara et al.	2005/0124873	A1	6/2005	Shults et al.
2004/0162473	A1	8/2004	Sohrab	2005/0131346	A1	6/2005	Douglas
2004/0164961	A1	8/2004	Bal et al.	2005/0137471	A1	6/2005	Haar et al.
2004/0167383	A1	8/2004	Kim et al.	2005/0137530	A1	6/2005	Campbell et al.
2004/0167464	A1	8/2004	Ireland et al.	2005/0143635	A1	6/2005	Kamath et al.
2004/0167801	A1	8/2004	Say et al.	2005/0143636	A1	6/2005	Zhang et al.
2004/0171921	A1	9/2004	Say et al.	2005/0148003	A1	7/2005	Keith et al.
2004/0172284	A1	9/2004	Sullivan et al.	2005/0154271	A1	7/2005	Rasdal et al.
2004/0176672	A1	9/2004	Silver et al.	2005/0161346	A1	7/2005	Simpson et al.
2004/0176913	A1	9/2004	Kawatahara et al.	2005/0171503	A1	8/2005	Van Den Berghe et al.
2004/0186362	A1	9/2004	Brauker et al.	2005/0171513	A1	8/2005	Mann et al.
2004/0186365	A1	9/2004	Jin et al.	2005/0173245	A1	8/2005	Feldman et al.
2004/0193025	A1	9/2004	Steil et al.	2005/0176136	A1	8/2005	Burd et al.
2004/0193090	A1	9/2004	Lebel et al.	2005/0177036	A1	8/2005	Shults et al.
2004/0197846	A1	10/2004	Hockersmith et al.	2005/0177398	A1	8/2005	Watanabe et al.
2004/0199059	A1	10/2004	Brauker et al.	2005/0181012	A1	8/2005	Saint et al.
2004/0202576	A1	10/2004	Aceti et al.	2005/0182306	A1	8/2005	Sloan
2004/0204687	A1	10/2004	Mogensen et al.	2005/0182358	A1	8/2005	Veit et al.
2004/0204868	A1	10/2004	Maynard et al.	2005/0182451	A1	8/2005	Griffin et al.
2004/0206916	A1	10/2004	Colvin, Jr. et al.	2005/0187720	A1	8/2005	Goode, Jr. et al.
2004/0208780	A1	10/2004	Faries, Jr. et al.	2005/0192494	A1	9/2005	Ginsberg
2004/0212536	A1	10/2004	Mori et al.	2005/0192557	A1	9/2005	Brauker et al.
2004/0221057	A1	11/2004	Darcy et al.	2005/0195930	A1	9/2005	Spital et al.
2004/0225338	A1	11/2004	Lebel et al.	2005/0199494	A1	9/2005	Say et al.
2004/0235446	A1	11/2004	Flaherty et al.	2005/0203360	A1	9/2005	Brauker et al.
2004/0236200	A1	11/2004	Say et al.	2005/0203707	A1	9/2005	Tsutsui et al.
2004/0248204	A1	12/2004	Moerman	2005/0204134	A1	9/2005	Von Arx et al.
2004/0249250	A1	12/2004	McGee et al.	2005/0214892	A1	9/2005	Kovatchev et al.
2004/0249253	A1	12/2004	Racchini et al.	2005/0215871	A1	9/2005	Feldman et al.
2004/0249254	A1	12/2004	Racchini et al.	2005/0215872	A1	9/2005	Berner et al.
2004/0249999	A1	12/2004	Connolly et al.	2005/0221504	A1	10/2005	Petrino et al.
2004/0253736	A1	12/2004	Stout et al.	2005/0239154	A1	10/2005	Feldman et al.
2004/0254429	A1	12/2004	Yang	2005/0239156	A1	10/2005	Drucker et al.
2004/0254433	A1	12/2004	Bandis et al.	2005/0241957	A1	11/2005	Mao et al.
2004/0254434	A1	12/2004	Goodnow et al.	2005/0245795	A1	11/2005	Goode, Jr. et al.
2004/0260363	A1	12/2004	Von Arx et al.	2005/0245799	A1	11/2005	Brauker et al.
2004/0263354	A1	12/2004	Mann et al.	2005/0245839	A1	11/2005	Stivoric et al.
2004/0267300	A1	12/2004	Mace	2005/0245904	A1	11/2005	Estes et al.
2005/0001024	A1	1/2005	Kusaka et al.	2005/0251033	A1	11/2005	Scarantino et al.
2005/0003470	A1	1/2005	Nelson et al.	2005/0251083	A1	11/2005	Carr-Brendel et al.
2005/0004439	A1	1/2005	Shin et al.	2005/0261660	A1	11/2005	Choi
2005/0004494	A1	1/2005	Perez et al.	2005/0267780	A1	12/2005	Ray et al.
2005/0010087	A1	1/2005	Banet et al.	2005/0271546	A1	12/2005	Gerber et al.
2005/0010269	A1	1/2005	Lebel et al.	2005/0271547	A1	12/2005	Gerber et al.
2005/0016276	A1	1/2005	Guan et al.	2005/0272640	A1	12/2005	Doyle, III et al.
2005/0027177	A1	2/2005	Shin et al.	2005/0272985	A1	12/2005	Kotulla et al.
2005/0027179	A1	2/2005	Berner et al.	2005/0277164	A1	12/2005	Drucker et al.
				2005/0287620	A1	12/2005	Heller et al.
				2006/0001538	A1	1/2006	Kraft et al.
				2006/0001550	A1	1/2006	Mann et al.
				2006/0001551	A1	1/2006	Kraft et al.

(56)

## References Cited

## U.S. PATENT DOCUMENTS

2006/0003398	A1	1/2006	Heller et al.	2007/0078323	A1	4/2007	Reggiardo et al.
2006/0004270	A1	1/2006	Bedard et al.	2007/0090511	A1	4/2007	Borland et al.
2006/0004271	A1	1/2006	Peysen et al.	2007/0093786	A1	4/2007	Goldsmith et al.
2006/0007017	A1	1/2006	Mann et al.	2007/0106135	A1	5/2007	Sloan et al.
2006/0015020	A1	1/2006	Neale et al.	2007/0124002	A1	5/2007	Estes et al.
2006/0015024	A1	1/2006	Brister et al.	2007/0149873	A1	6/2007	Say et al.
2006/0016700	A1	1/2006	Brister et al.	2007/0149874	A1	6/2007	Say et al.
2006/0019327	A1	1/2006	Brister et al.	2007/0149875	A1	6/2007	Ouyang et al.
2006/0020186	A1	1/2006	Brister et al.	2007/0151869	A1	7/2007	Heller et al.
2006/0020187	A1	1/2006	Brister et al.	2007/0156033	A1	7/2007	Causey, III et al.
2006/0020188	A1	1/2006	Kamath et al.	2007/0161879	A1	7/2007	Say et al.
2006/0020189	A1	1/2006	Brister et al.	2007/0161880	A1	7/2007	Say et al.
2006/0020190	A1	1/2006	Kamath et al.	2007/0163880	A1	7/2007	Woo et al.
2006/0020191	A1	1/2006	Brister et al.	2007/0168224	A1	7/2007	Letzt et al.
2006/0020192	A1	1/2006	Brister et al.	2007/0173706	A1	7/2007	Neinast et al.
2006/0025663	A1	2/2006	Talbot et al.	2007/0173761	A1	7/2007	Kanderian et al.
2006/0029177	A1	2/2006	Cranford, Jr. et al.	2007/0179349	A1	8/2007	Hoyme et al.
2006/0031094	A1	2/2006	Cohen et al.	2007/0179352	A1	8/2007	Randlov et al.
2006/0036139	A1	2/2006	Brister et al.	2007/0179370	A1	8/2007	Say et al.
2006/0036140	A1	2/2006	Brister et al.	2007/0179372	A1	8/2007	Say et al.
2006/0036141	A1	2/2006	Kamath et al.	2007/0191699	A1	8/2007	Say et al.
2006/0036142	A1	2/2006	Brister et al.	2007/0191700	A1	8/2007	Say et al.
2006/0036143	A1	2/2006	Brister et al.	2007/0191701	A1	8/2007	Feldman et al.
2006/0036144	A1	2/2006	Brister et al.	2007/0203407	A1	8/2007	Hoss et al.
2006/0036145	A1	2/2006	Brister et al.	2007/0203408	A1	8/2007	Say et al.
2006/0036187	A1	2/2006	Vos et al.	2007/0203410	A1	8/2007	Say et al.
2006/0040402	A1	2/2006	Brauker et al.	2007/0203411	A1	8/2007	Say et al.
2006/0052679	A1	3/2006	Kotulla et al.	2007/0203966	A1	8/2007	Brauker et al.
2006/0058602	A1	3/2006	Kwiatkowski et al.	2007/0208247	A1	9/2007	Say et al.
2006/0063218	A1	3/2006	Bartkowiak et al.	2007/0213610	A1	9/2007	Say et al.
2006/0074564	A1	4/2006	Bartkowiak et al.	2007/0213657	A1	9/2007	Jennewine et al.
2006/0129733	A1	6/2006	Sobelman	2007/0215491	A1	9/2007	Heller et al.
2006/0142651	A1	6/2006	Brister et al.	2007/0218097	A1	9/2007	Heller et al.
2006/0154642	A1	7/2006	Scannell	2007/0219496	A1	9/2007	Kamen et al.
2006/0155180	A1	7/2006	Brister et al.	2007/0222609	A1	9/2007	Duron et al.
2006/0166629	A1	7/2006	Reggiardo	2007/0232877	A1	10/2007	He
2006/0173260	A1	8/2006	Gaoni et al.	2007/0232880	A1	10/2007	Siddiqui et al.
2006/0173406	A1	8/2006	Hayes et al.	2007/0235331	A1	10/2007	Simpson et al.
2006/0173444	A1	8/2006	Choy et al.	2007/0244380	A1	10/2007	Say et al.
2006/0183985	A1	8/2006	Brister et al.	2007/0244383	A1	10/2007	Talbot et al.
2006/0189863	A1	8/2006	Peysen et al.	2007/0249919	A1	10/2007	Say et al.
2006/0195029	A1	8/2006	Shults et al.	2007/0249920	A1	10/2007	Say et al.
2006/0200112	A1	9/2006	Paul	2007/0249922	A1	10/2007	Peysen et al.
2006/0202805	A1	9/2006	Schulman et al.	2007/0253021	A1	11/2007	Mehta et al.
2006/0202859	A1	9/2006	Mastrototaro et al.	2007/0255348	A1	11/2007	Holtzclaw
2006/0222566	A1	10/2006	Brauker et al.	2007/0255531	A1	11/2007	Drew
2006/0224109	A1	10/2006	Steil et al.	2007/0258395	A1	11/2007	Jollota et al.
2006/0224141	A1	10/2006	Rush et al.	2007/0270672	A1	11/2007	Hayter
2006/0226985	A1	10/2006	Goodnow et al.	2007/0285238	A1	12/2007	Batra
2006/0229512	A1	10/2006	Petisce et al.	2007/0299617	A1	12/2007	Willis
2006/0247508	A1	11/2006	Fennell	2008/0004515	A1	1/2008	Jennewine et al.
2006/0247710	A1	11/2006	Goetz et al.	2008/0004601	A1	1/2008	Jennewine et al.
2006/0247985	A1	11/2006	Liamos et al.	2008/0009304	A1	1/2008	Fry
2006/0258918	A1	11/2006	Burd et al.	2008/0009692	A1	1/2008	Stafford
2006/0258929	A1	11/2006	Goode, Jr. et al.	2008/0017522	A1	1/2008	Heller et al.
2006/0263763	A1	11/2006	Simpson et al.	2008/0018433	A1	1/2008	Pitt-Pladdy
2006/0264785	A1	11/2006	Dring et al.	2008/0021666	A1	1/2008	Goode, Jr. et al.
2006/0264888	A1	11/2006	Moberg et al.	2008/0029391	A1	2/2008	Mao et al.
2006/0270922	A1	11/2006	Brauker et al.	2008/0030369	A1	2/2008	Mann et al.
2006/0272652	A1	12/2006	Stocker et al.	2008/0033254	A1	2/2008	Kamath et al.
2006/0287691	A1	12/2006	Drew	2008/0039702	A1	2/2008	Hayter et al.
2006/0290496	A1	12/2006	Peeters	2008/0045824	A1	2/2008	Tapsak et al.
2006/0293607	A1	12/2006	Alt et al.	2008/0055070	A1	3/2008	Bange et al.
2007/0016381	A1	1/2007	Kamath et al.	2008/0058625	A1	3/2008	McGarraugh et al.
2007/0026440	A1	2/2007	Broderick et al.	2008/0060955	A1	3/2008	Goodnow
2007/0027381	A1	2/2007	Stafford	2008/0064937	A1	3/2008	McGarraugh et al.
2007/0033074	A1	2/2007	Nitzan et al.	2008/0064943	A1	3/2008	Talbot et al.
2007/0055799	A1	3/2007	Koehler et al.	2008/0067627	A1	3/2008	Boeck et al.
2007/0060814	A1	3/2007	Stafford	2008/0071156	A1	3/2008	Brister et al.
2007/0066873	A1	3/2007	Kamath et al.	2008/0071157	A1	3/2008	McGarraugh et al.
2007/0071681	A1	3/2007	Gadkar et al.	2008/0071158	A1	3/2008	McGarraugh et al.
2007/0073129	A1	3/2007	Shah et al.	2008/0071328	A1	3/2008	Haubrich et al.
2007/0078320	A1	4/2007	Stafford	2008/0081977	A1	4/2008	Hayter et al.
2007/0078321	A1	4/2007	Mazza et al.	2008/0083617	A1	4/2008	Simpson et al.
2007/0078322	A1	4/2007	Stafford	2008/0086042	A1	4/2008	Brister et al.
				2008/0086044	A1	4/2008	Brister et al.
				2008/0086273	A1	4/2008	Shults et al.
				2008/0097289	A1	4/2008	Steil et al.
				2008/0108942	A1	5/2008	Brister et al.

(56)

## References Cited

## U.S. PATENT DOCUMENTS

2008/0119705 A1	5/2008	Patel et al.	2009/0043525 A1	2/2009	Brauker et al.
2008/0139910 A1	6/2008	Mastrototaro et al.	2009/0043541 A1	2/2009	Brauker et al.
2008/0154513 A1	6/2008	Kovatchev et al.	2009/0043542 A1	2/2009	Brauker et al.
2008/0161666 A1	7/2008	Feldman et al.	2009/0045055 A1	2/2009	Rhodes et al.
2008/0167543 A1	7/2008	Say et al.	2009/0048503 A1	2/2009	Dalal et al.
2008/0167572 A1	7/2008	Stivoric et al.	2009/0055149 A1	2/2009	Hayter et al.
2008/0172205 A1	7/2008	Breton et al.	2009/0062633 A1	3/2009	Brauker et al.
2008/0183060 A1	7/2008	Steil et al.	2009/0062635 A1	3/2009	Brauker et al.
2008/0183061 A1	7/2008	Goode et al.	2009/0062767 A1	3/2009	VanAntwerp et al.
2008/0183399 A1	7/2008	Goode et al.	2009/0063402 A1	3/2009	Hayter
2008/0188731 A1	8/2008	Brister et al.	2009/0076356 A1	3/2009	Simpson et al.
2008/0188796 A1	8/2008	Steil et al.	2009/0076360 A1	3/2009	Brister et al.
2008/0189051 A1	8/2008	Goode et al.	2009/0076361 A1	3/2009	Kamath et al.
2008/0194934 A1	8/2008	Ray et al.	2009/0085768 A1	4/2009	Patel et al.
2008/0194935 A1	8/2008	Brister et al.	2009/0085873 A1	4/2009	Betts et al.
2008/0194936 A1	8/2008	Goode et al.	2009/0099436 A1	4/2009	Brister et al.
2008/0194937 A1	8/2008	Goode et al.	2009/0105554 A1	4/2009	Stahmann et al.
2008/0194938 A1	8/2008	Brister et al.	2009/0105636 A1	4/2009	Hayter et al.
2008/0195232 A1	8/2008	Carr-Brendel et al.	2009/0112478 A1	4/2009	Mueller, Jr. et al.
2008/0195967 A1	8/2008	Goode et al.	2009/0124877 A1	5/2009	Goode et al.
2008/0197024 A1	8/2008	Simpson et al.	2009/0124878 A1	5/2009	Goode et al.
2008/0200788 A1	8/2008	Brister et al.	2009/0124879 A1	5/2009	Brister et al.
2008/0200789 A1	8/2008	Brister et al.	2009/0124964 A1	5/2009	Leach et al.
2008/0200791 A1	8/2008	Simpson et al.	2009/0131768 A1	5/2009	Simpson et al.
2008/0208025 A1	8/2008	Shults et al.	2009/0131769 A1	5/2009	Leach et al.
2008/0208113 A1	8/2008	Damiano et al.	2009/0131776 A1	5/2009	Simpson et al.
2008/0214915 A1	9/2008	Brister et al.	2009/0131777 A1	5/2009	Simpson et al.
2008/0214918 A1	9/2008	Brister et al.	2009/0137886 A1	5/2009	Shariati et al.
2008/0228051 A1	9/2008	Shults et al.	2009/0137887 A1	5/2009	Shariati et al.
2008/0228054 A1	9/2008	Shults et al.	2009/0143659 A1	6/2009	Li et al.
2008/0235469 A1	9/2008	Drew	2009/0143660 A1	6/2009	Brister et al.
2008/0242961 A1	10/2008	Brister et al.	2009/0149717 A1	6/2009	Brauer et al.
2008/0255434 A1	10/2008	Hayter et al.	2009/0150186 A1	6/2009	Cohen et al.
2008/0255437 A1	10/2008	Hayter	2009/0156919 A1	6/2009	Brister et al.
2008/0255438 A1	10/2008	Saidara et al.	2009/0156924 A1	6/2009	Shariati et al.
2008/0255808 A1	10/2008	Hayter	2009/0163790 A1	6/2009	Brister et al.
2008/0256048 A1	10/2008	Hayter	2009/0163791 A1	6/2009	Brister et al.
2008/0262469 A1	10/2008	Brister et al.	2009/0164190 A1	6/2009	Hayter
2008/0267823 A1	10/2008	Wang et al.	2009/0164239 A1	6/2009	Hayter et al.
2008/0275313 A1	11/2008	Brister et al.	2009/0164251 A1	6/2009	Hayter
2008/0287761 A1	11/2008	Hayter	2009/0178459 A1	7/2009	Li et al.
2008/0287762 A1	11/2008	Hayter	2009/0182217 A1	7/2009	Li et al.
2008/0287763 A1	11/2008	Hayter	2009/0189738 A1	7/2009	Hermle
2008/0287764 A1	11/2008	Rasdal et al.	2009/0192366 A1	7/2009	Mensingher et al.
2008/0287765 A1	11/2008	Rasdal et al.	2009/0192380 A1	7/2009	Shariati et al.
2008/0287766 A1	11/2008	Rasdal et al.	2009/0192722 A1	7/2009	Shariati et al.
2008/0288180 A1	11/2008	Hayter	2009/0192724 A1	7/2009	Brauker et al.
2008/0288204 A1	11/2008	Hayter et al.	2009/0192745 A1	7/2009	Kamath et al.
2008/0296155 A1	12/2008	Shults et al.	2009/0192751 A1	7/2009	Kamath et al.
2008/0300919 A1	12/2008	Charlton et al.	2009/0198118 A1	8/2009	Hayter et al.
2008/0300920 A1	12/2008	Brown et al.	2009/0203981 A1	8/2009	Brauker et al.
2008/0301158 A1	12/2008	Brown et al.	2009/0204340 A1	8/2009	Feldman et al.
2008/0301665 A1	12/2008	Charlton et al.	2009/0204341 A1	8/2009	Brauker et al.
2008/0306368 A1	12/2008	Goode et al.	2009/0216100 A1	8/2009	Ebner et al.
2008/0306434 A1	12/2008	Dobbles et al.	2009/0216103 A1	8/2009	Brister et al.
2008/0306435 A1	12/2008	Kamath et al.	2009/0234200 A1	9/2009	Husheer
2008/0306444 A1	12/2008	Brister et al.	2009/0240120 A1	9/2009	Mensingher et al.
2008/0312518 A1	12/2008	Jina et al.	2009/0240128 A1	9/2009	Mensingher et al.
2008/0312841 A1	12/2008	Hayter	2009/0240193 A1	9/2009	Mensingher et al.
2008/0312842 A1	12/2008	Hayter	2009/0242399 A1	10/2009	Kamath et al.
2008/0312844 A1	12/2008	Hayter et al.	2009/0242425 A1	10/2009	Kamath et al.
2008/0312845 A1	12/2008	Hayter et al.	2009/0247855 A1	10/2009	Boock et al.
2009/0005665 A1	1/2009	Hayter et al.	2009/0247856 A1	10/2009	Boock et al.
2009/0005666 A1	1/2009	Shin et al.	2009/0247931 A1	10/2009	Damgaard-Sorensen
2009/0006034 A1	1/2009	Hayter et al.	2009/0267765 A1	10/2009	Greene et al.
2009/0012379 A1	1/2009	Goode et al.	2009/0287073 A1	11/2009	Boock et al.
2009/0018424 A1	1/2009	Kamath et al.	2009/0287074 A1	11/2009	Shults et al.
2009/0030294 A1	1/2009	Petisce et al.	2009/0289796 A1	11/2009	Blumberg
2009/0033482 A1	2/2009	Hayter et al.	2009/0298182 A1	12/2009	Schulat et al.
2009/0036747 A1	2/2009	Hayter et al.	2009/0299155 A1	12/2009	Yang et al.
2009/0036758 A1	2/2009	Brauker et al.	2009/0299156 A1	12/2009	Simpson et al.
2009/0036760 A1	2/2009	Hayter	2009/0299162 A1	12/2009	Brauker et al.
2009/0036763 A1	2/2009	Brauker et al.	2009/0299276 A1	12/2009	Brauker et al.
2009/0043181 A1	2/2009	Brauker et al.	2010/0010324 A1	1/2010	Brauker et al.
2009/0043182 A1	2/2009	Brauker et al.	2010/0010331 A1	1/2010	Brauker et al.
			2010/0010332 A1	1/2010	Brauker et al.
			2010/0016687 A1	1/2010	Brauker et al.
			2010/0016698 A1	1/2010	Rasdal et al.
			2010/0022855 A1	1/2010	Brauker et al.

(56)

## References Cited

## U.S. PATENT DOCUMENTS

2010/0025238 A1 2/2010 Gottlieb et al.  
 2010/0030038 A1 2/2010 Brauker et al.  
 2010/0030053 A1 2/2010 Goode, Jr. et al.  
 2010/0030484 A1 2/2010 Brauker et al.  
 2010/0030485 A1 2/2010 Brauker et al.  
 2010/0036215 A1 2/2010 Goode, Jr. et al.  
 2010/0036216 A1 2/2010 Goode, Jr. et al.  
 2010/0036222 A1 2/2010 Goode, Jr. et al.  
 2010/0036223 A1 2/2010 Goode, Jr. et al.  
 2010/0036225 A1 2/2010 Goode, Jr. et al.  
 2010/0041971 A1 2/2010 Goode, Jr. et al.  
 2010/0045465 A1 2/2010 Brauker et al.  
 2010/0049024 A1 2/2010 Saint et al.  
 2010/0057040 A1 3/2010 Hayter  
 2010/0057041 A1 3/2010 Hayter  
 2010/0057042 A1 3/2010 Hayter  
 2010/0057044 A1 3/2010 Hayter  
 2010/0057057 A1 3/2010 Hayter et al.  
 2010/0063373 A1 3/2010 Kamath et al.  
 2010/0076283 A1 3/2010 Simpson et al.  
 2010/0081908 A1 4/2010 Dobbles et al.  
 2010/0081910 A1 4/2010 Brister et al.  
 2010/0087724 A1 4/2010 Brauker et al.  
 2010/0096259 A1 4/2010 Zhang et al.  
 2010/0099970 A1 4/2010 Shults et al.  
 2010/0099971 A1 4/2010 Shults et al.  
 2010/0105999 A1 4/2010 Dixon et al.  
 2010/0119693 A1 5/2010 Tapsak et al.  
 2010/0119881 A1 5/2010 Patel et al.  
 2010/0121169 A1 5/2010 Petisce et al.  
 2010/0152554 A1 6/2010 Steine et al.  
 2010/0160759 A1 6/2010 Celentano et al.  
 2010/0168538 A1 7/2010 Keenan et al.  
 2010/0190435 A1 7/2010 Cook et al.  
 2010/0198142 A1 8/2010 Sloan et al.  
 2010/0235439 A1 9/2010 Goodnow  
 2010/0267161 A1 10/2010 Wu et al.  
 2010/0324403 A1 12/2010 Brister et al.  
 2011/0004276 A1 1/2011 Blair et al.  
 2011/0148905 A1 6/2011 Simmons et al.  
 2011/0152637 A1 6/2011 Kateraas et al.  
 2011/0230741 A1 9/2011 Liang et al.  
 2011/0257895 A1 10/2011 Brauker et al.

## FOREIGN PATENT DOCUMENTS

CA 2413148 8/2010  
 DE 2903216 8/1979  
 DE 227029 9/1985  
 DE 3934299 10/1990  
 DE 4234553 1/1995  
 DE 4401400 7/1995  
 EP 0010375 4/1980  
 EP 0026995 4/1981  
 EP 0048090 3/1982  
 EP 0078636 5/1983  
 EP 0080304 6/1983  
 EP 0096228 12/1983  
 EP 0096288 12/1983  
 EP 0098592 1/1984  
 EP 0125139 11/1984  
 EP 0127958 12/1984  
 EP 0136362 4/1985  
 EP 0170375 2/1986  
 EP 0177743 4/1986  
 EP 0184909 6/1986  
 EP 0206218 12/1986  
 EP 0230472 8/1987  
 EP 0241309 10/1987  
 EP 0245073 11/1987  
 EP 0255291 2/1988  
 EP 0278647 8/1988  
 EP 0320109 6/1989  
 EP 0353328 2/1990

EP 0359831 3/1990  
 EP 0368209 5/1990  
 EP 0368290 5/1990  
 EP 0390390 10/1990  
 EP 0396788 11/1990  
 EP 0400918 12/1990  
 EP 0453283 10/1991  
 EP 0470290 2/1992  
 EP 0504835 9/1992  
 EP 0286118 1/1995  
 EP 0653718 5/1995  
 EP 0680727 11/1995  
 EP 0724859 8/1996  
 EP 0800082 10/1997  
 EP 0805574 11/1997  
 EP 0880936 12/1998  
 EP 0970655 1/2000  
 EP 0973289 1/2000  
 EP 0678308 5/2000  
 EP 1034734 9/2000  
 EP 1048264 11/2000  
 EP 1579690 11/2002  
 EP 1292218 3/2003  
 EP 1077634 7/2003  
 EP 1445746 8/2004  
 EP 1568309 8/2005  
 EP 1666091 6/2006  
 EP 1703697 9/2006  
 EP 1704893 9/2006  
 EP 1897487 11/2009  
 EP 1897492 11/2009  
 EP 2113864 11/2009  
 EP 1897488 12/2009  
 EP 1681992 4/2010  
 EP 1448489 8/2010  
 EP 1971396 8/2010  
 EP 2201969 3/2011  
 EP 1413245 6/2011  
 EP 2153382 2/2012  
 EP 2284773 2/2012  
 GB 1394171 5/1975  
 GB 1579690 11/1980  
 GB 1599241 9/1981  
 GB 2073891 10/1981  
 GB 2154003 8/1985  
 GB 2194892 3/1988  
 GB 2204408 11/1988  
 GB 2225637 6/1990  
 GB 2254436 10/1992  
 JP 54-041191 4/1979  
 JP 55-010581 1/1980  
 JP 55-010583 1/1980  
 JP 55-010584 1/1980  
 JP 55-012406 1/1980  
 JP 56-163447 12/1981  
 JP 57-070448 4/1982  
 JP 60-173457 9/1985  
 JP 60-173458 9/1985  
 JP 60-173459 9/1985  
 JP 60-210243 10/1985  
 JP 61-090050 5/1986  
 JP 62-085855 4/1987  
 JP 62-114747 5/1987  
 JP 63-058149 3/1988  
 JP 63-128252 5/1988  
 JP 63-139246 6/1988  
 JP 63-294799 12/1988  
 JP 63-317757 12/1988  
 JP 63-317758 12/1988  
 JP 1-114746 5/1989  
 JP 1-114747 5/1989  
 JP 1-124060 5/1989  
 JP 1-134244 5/1989  
 JP 1-156658 6/1989  
 JP 2-062958 3/1990  
 JP 2-120655 5/1990  
 JP 2-287145 11/1990  
 JP 2-310457 12/1990  
 JP 3-026956 2/1991

## (56) References Cited

## FOREIGN PATENT DOCUMENTS

JP	3-028752	2/1991
JP	3-202764	9/1991
JP	5-072171	3/1993
JP	5-196595	8/1993
JP	6-190050	7/1994
JP	7-055757	3/1995
JP	7-072585	3/1995
JP	8-154903	6/1996
JP	8-285814	11/1996
JP	8-285815	11/1996
JP	9-021778	1/1997
JP	9-101280	4/1997
JP	9-285459	11/1997
JP	10-170471	6/1998
JP	2000-000231	1/2000
JP	2000-116628	4/2000
SU	1281988	1/1987
WO	WO-85/05119	11/1985
WO	WO-86/00513	1/1986
WO	WO-87/00513	1/1987
WO	WO-87/06040	10/1987
WO	WO-89/02246	3/1989
WO	WO-89/05119	6/1989
WO	WO-89/08713	9/1989
WO	WO-90/00367	1/1990
WO	WO-90/05300	5/1990
WO	WO-90/05910	5/1990
WO	WO-91/01680	2/1991
WO	WO-91/04704	4/1991
WO	WO-91/15993	10/1991
WO	WO-92/01947	2/1992
WO	WO-92/13271	8/1992
WO	WO-94/20602	9/1994
WO	WO-94/27140	11/1994
WO	WO-95/28878	2/1995
WO	WO-95/06240	3/1995
WO	WO-96/07908	3/1996
WO	WO-96/25089	8/1996
WO	WO-96/30431	10/1996
WO	WO-96/35370	11/1996
WO	WO-97/02847	1/1997
WO	WO-97/19344	5/1997
WO	WO-97/20207	6/1997
WO	WO-97/33513	9/1997
WO	WO-97/41421	11/1997
WO	WO-97/42882	11/1997
WO	WO-97/42883	11/1997
WO	WO-97/42886	11/1997
WO	WO-97/42888	11/1997
WO	WO-97/43962	11/1997
WO	WO-97/46868	12/1997
WO	WO-98/09167	3/1998
WO	WO-98/24366	6/1998
WO	WO-98/35053	8/1998
WO	WO-98/52045	11/1998
WO	WO-98/52293	11/1998
WO	WO-99/05966	2/1999
WO	WO-99/32883	7/1999
WO	WO-99/56613	11/1999
WO	WO-00/13580	3/2000
WO	WO-00/18294	4/2000
WO	WO-00/19887	4/2000
WO	WO-00/20626	4/2000
WO	WO-00/33065	6/2000
WO	WO-00/49940	8/2000
WO	WO-00/59370	10/2000
WO	WO-00/60350	10/2000
WO	WO-00/62664	10/2000
WO	WO-00/62665	10/2000
WO	WO-00/74753	12/2000
WO	WO-00/78210	12/2000
WO	WO-00/78992	12/2000
WO	WO-01/24038	4/2001
WO	WO-01/33216	5/2001
WO	WO-01/52727	7/2001

WO	WO-01/52935	7/2001
WO	WO-01/54753	8/2001
WO	WO-01/57238	8/2001
WO	WO-01/57239	8/2001
WO	WO-01/67009	9/2001
WO	WO-02/13686	2/2002
WO	WO-02/16905	2/2002
WO	WO-02/17210	2/2002
WO	WO-02/058537	8/2002
WO	WO-02/078512	10/2002
WO	WO-03/036583	5/2003
WO	WO-03/076893	9/2003
WO	WO-03/082091	10/2003
WO	WO-03/085372	10/2003
WO	WO-2004/047445	6/2004
WO	WO-2004/061420	7/2004
WO	WO-2004/098405	11/2004
WO	WO-2005/041766	5/2005
WO	WO-2005/045744	5/2005
WO	WO-2005/089103	9/2005
WO	WO-2006/024671	3/2006
WO	WO-2006/032653	3/2006
WO	WO-2006/037109	4/2006
WO	WO-2006/064397	6/2006
WO	WO-2006/079114	7/2006
WO	WO-2006/118947	11/2006
WO	WO-2006/119084	11/2006
WO	WO-2006/124099	11/2006
WO	WO-2007/002189	1/2007
WO	WO-2007/007459	1/2007
WO	WO-2007/016399	2/2007
WO	WO-2007/027381	3/2007
WO	WO-2007/027788	3/2007
WO	WO-2007/041069	4/2007
WO	WO-2007/041070	4/2007
WO	WO-2007/041072	4/2007
WO	WO-2007/041248	4/2007
WO	WO-2007/056638	5/2007
WO	WO-2007/101223	9/2007
WO	WO-2007/101260	9/2007
WO	WO-2007/120363	10/2007
WO	WO-2007/126444	11/2007
WO	WO-2007/053832	12/2007
WO	WO-2007/143225	12/2007
WO	WO-2008/003003	1/2008
WO	WO-2008/005780	1/2008
WO	WO-2008/021913	2/2008
WO	WO-2008/042760	4/2008
WO	WO-2008/086541	7/2008
WO	WO-2008/128210	10/2008
WO	WO-2008/130896	10/2008
WO	WO-2008/130897	10/2008
WO	WO-2008/130898	10/2008
WO	WO-2008/143943	11/2008
WO	WO-2008/150428	12/2008
WO	WO-2008/153825	12/2008
WO	WO-2009/018058	2/2009
WO	WO-2009/075697	6/2009
WO	WO-2009/086216	7/2009
WO	WO-2009/096992	8/2009
WO	WO-2009/097594	8/2009
WO	WO-2010/077329	7/2010
WO	WO-2011/022418	2/2011

## OTHER PUBLICATIONS

Diem, P., et al., "Clinical Performance of a Continuous Viscometric Affinity Sensor for Glucose", *Diabetes Technology & Therapeutics*, vol. 6, 2004, pp. 790-799.

Garg, S., et al., "Improvement in Glycemic Excursions with a Transcutaneous, Real-Time Continuous Glucose Sensor", *Diabetes Care*, vol. 29, No. 1, 2006, pp. 44-50.

Kondepati, V., et al., "Recent Progress in Analytical Instrumentation for Glycemic Control in Diabetic and Critically Ill Patients", *Analytical Bioanalytical Chemistry*, vol. 388, 2007, pp. 545-563.

Lo, B., et al., "Key Technical Challenges and Current Implementations of Body Sensor Networks", *Body Sensor Networks*, 2005, pp. 1-5.

(56)

## References Cited

## OTHER PUBLICATIONS

- Lodwig, V., et al., "Continuous Glucose Monitoring with Glucose Sensors: Calibration and Assessment Criteria", *Diabetes Technology & Therapeutics*, vol. 5, No. 4, 2003, pp. 573-587.
- Morbiducci, U, et al., "Improved Usability of the Minimal Model of Insulin Sensitivity Based on an Automated Approach and Genetic Algorithms for Parameter Estimation", *Clinical Science*, vol. 112, 2007, pp. 257-263.
- Mougiakakou, et al., "A Real Time Simulation Model of Glucose-Insulin Metabolism for Type 1 Diabetes Patients", *Proceedings of the 2005 IEEE*, 2005, pp. 298-301.
- Parker, R., et al., "Robust H<sub>∞</sub> Glucose Control in Diabetes Using a Physiological Model", *AIChE Journal*, vol. 46, No. 12, 2000, pp. 2537-2549.
- Rodriguez, N., et al., "Flexible Communication and Control Protocol for Injectable Neuromuscular Interfaces", *IEEE Transactions on Biomedical Circuits and Systems*, vol. 1, No. 1, 2007, pp. 19-27.
- Salditt, P., "Trends in Medical Device Design and Manufacturing", *SMTA News and Journal of Surface Mount Technology*, vol. 17, 2004, pp. 19-24.
- Chinese Patent Application No. 200880006612.4, Original Language and English Translation of Office Action mailed Sep. 21, 2012.
- Abruna, H. D., et al., "Rectifying Interfaces Using Two-Layer Films of Electrochemically Polymerized Vinylpyridine and Vinylbipyridine Complexes of Ruthenium and Iron on Electrodes", *Journal of the American Chemical Society*, vol. 103, No. 1, 1981, pp. 1-5.
- Abstract of Japanese Publication No. JP-55-010581, Published Jan. 5, 1980.
- Abstract of Japanese Publication No. JP-55-010583, Published Jan. 5, 1980.
- Abstract of Japanese Publication No. JP-55-010584, Published Jan. 5, 1980.
- Albery, W. J., et al., "Amperometric Enzyme Electrodes Part II: Conducting Salts as Electrode Materials for the Oxidation of Glucose Oxidase", *Journal of ElectroAnalytical Chemistry*, vol. 194, 1985, pp. 223-235.
- Albery, W. J., et al., "Amperometric Enzyme Electrodes", *Philosophical Transactions of the Royal Society of London*, vol. 316, 1987, pp. 107-119.
- Alcock, S. J., et al., "Continuous Analyte Monitoring to Aid Clinical Practice", *IEEE Engineering in Medicine and Biology Magazine*, 1994, pp. 319-325.
- Anderson, L. B., et al., "Thin-Layer Electrochemistry: Steady-State Methods of Studying Rate Processes", *Journal of ElectroAnalytical Chemistry*, vol. 10, 1965, pp. 295-305.
- Armour, J. C., et al., "Application of Chronic Intravascular Blood Glucose Sensor in Dogs", *Diabetes*, vol. 39, 1990, pp. 1519-1526.
- Bartlett, P. N., et al., "Covalent Binding of Electron Relays to Glucose Oxidase", *Journal of the Chemical Society, Chemical Communications*, 1987, pp. 1603-1604.
- Bartlett, P. N., et al., "Modification of Glucose Oxidase by Tetrathiafulvalene", *Journal of the Chemical Society, Chemical Communications*, 1990, pp. 1135-1136.
- Bartlett, P. N., et al., "Strategies for the Development of Amperometric Enzyme Electrodes", *Biosensors*, vol. 3, 1987/88, pp. 359-379.
- Bennion, N., et al., "Alternate Site Glucose Testing: A Crossover Design", *Diabetes Technology & Therapeutics*, vol. 4, No. 1, 2002, pp. 25-33.
- Bindra, D. S., et al., "Design and in Vitro Studies of a Needle-Type Glucose Sensor for Subcutaneous Monitoring", *Analytical Chemistry*, vol. 63, No. 17, 1991, pp. 1692-1696.
- Blank, T. B., et al., "Clinical Results From a Non-Invasive Blood Glucose Monitor", *Optical Diagnostics and Sensing of Biological Fluids and Glucose and Cholesterol Monitoring II, Proceedings of SPIE*, vol. 4624, 2002, pp. 1-10.
- Bobbioni-Harsch, E., et al., "Lifespan of Subcutaneous Glucose Sensors and Their Performances During Dynamic Glycaemia Changes in Rats", *Journal of Biomedical Engineering*, vol. 15, 1993, pp. 457-463.
- Boedeker Plastics, Inc., "Polyethylene Specifications", Web Page of Boedeker.com, 2007, pp. 1-3.
- Brandt, J., et al., "Covalent Attachment of Proteins to Polysaccharide Carriers by Means of Benzoquinone", *Biochimica et Biophysica Acta*, vol. 386, 1975, pp. 196-202.
- Brooks, S. L., et al., "Development of an On-Line Glucose Sensor for Fermentation Monitoring", *Biosensors*, vol. 3, 1987/88, pp. 45-56.
- Brownlee, M., et al., "A Glucose-Controlled Insulin-Delivery System: Semisynthetic Insulin Bound to Lectin", *Science*, vol. 206, 1979, 1190-1191.
- Cass, A. E., et al., "Ferricinium Ion As an Electron Acceptor for Oxido-Reductases", *Journal of ElectroAnalytical Chemistry*, vol. 190, 1985, pp. 117-127.
- Cass, A. E., et al., "Ferrocene-Medicated Enzyme Electrode for Amperometric Determination of Glucose", *Analytical Chemistry*, vol. 56, No. 4, 1984, 667-671.
- Castner, J. F., et al., "Mass Transport and Reaction Kinetic Parameters Determined Electrochemically for Immobilized Glucose Oxidase", *Biochemistry*, vol. 23 No. 10, 1984, 2203-2210.
- Claremont, D. J., et al., "Biosensors for Continuous In Vivo Glucose Monitoring", *Proceedings of the Annual International Conference of the IEEE Engineering in Medicine and Biology Society*, vol. 10, 1988.
- Clark Jr., L. C., et al., "Differential Anodic Enzyme Polarography for the Measurement of Glucose", *Oxygen Transport to Tissue: Instrumentation, Methods, and Physiology*, 1973, pp. 127-133.
- Clark Jr., L. C., et al., "Electrode Systems for Continuous Monitoring in Cardiovascular Surgery", *Annals New York Academy of Sciences*, 1962, pp. 29-45.
- Clark Jr., L. C., et al., "Long-term Stability of Electroenzymatic Glucose Sensors Implanted in Mice", *American Society of Artificial Internal Organs Transactions*, vol. XXXIV, 1988, pp. 259-265.
- Clarke, W. L., et al., "Evaluating Clinical Accuracy of Systems for Self-Monitoring of Blood Glucose", *Diabetes Care*, vol. 10, No. 5, 1987, pp. 622-628.
- Complaint, "Abbott Diabetes Care, Inc. v. Dexcom, Inc.", filed Aug. 11, 2005.
- Complaint, Amended, "Abbott Diabetes Care, Inc. v. Dexcom, Inc.", filed Jun. 27, 2006.
- Csoregi, E., et al., "Design and Optimization of a Selective Subcutaneously Implantable Glucose Electrode Based on 'Wired' Glucose Oxidase", *Analytical Chemistry*, vol. 67, No. 7, 1995, pp. 1240-1244.
- Csoregi, E., et al., "Design, Characterization, and One-Point in Vivo Calibration of a Subcutaneously Implanted Glucose Electrode", *Analytical Chemistry*, vol. 66 No. 19, 1994, pp. 3131-3138.
- Csoregi, E., et al., "On-Line Glucose Monitoring by Using Microdialysis Sampling and Amperometric Detection Based on 'Wired' Glucose Oxidase in Carbon Paste", *Mikrochimica Acta*, vol. 121, 1995, pp. 31-40.
- Dai, W. S., et al., "Hydrogel Membranes with Mesh Size Asymmetry Based on the Gradient Crosslinking of Poly(vinyl alcohol)", *Journal of Membrane Science*, vol. 156, 1999, pp. 67-79.
- Davis, G., "Electrochemical Techniques for the Development of Amperometric Biosensors", *Biosensors*, vol. 1, 1985, pp. 161-178.
- Degani, Y., et al., "Direct Electrical Communication Between Chemically Modified Enzymes and Metal Electrodes. 1. Electron Transfer from Glucose Oxidase to Metal Electrodes via Electron Relays, Bound Covalently to the Enzyme", *The Journal of Physical Chemistry*, vol. 91, No. 6, 1987, pp. 1285-1289.
- Degani, Y., et al., "Direct Electrical Communication Between Chemically Modified Enzymes and Metal Electrodes. 2. Methods for Bonding Electron-Transfer Relays to Glucose Oxidase and D-Amino-Acid Oxidase", *Journal of the American Chemical Society*, vol. 110, No. 8, 1988, pp. 2615-2620.
- Degani, Y., et al., "Electrical Communication Between Redox Centers of Glucose Oxidase and Electrodes via Electrostatically and Covalently Bound Redox Polymers", *Journal of the American Chemical Society*, vol. 111, 1989, pp. 2357-2358.

(56)

## References Cited

## OTHER PUBLICATIONS

- Denisevich, P., et al., "Unidirectional Current Flow and Charge State Trapping at Redox Polymer Interfaces on Bilayer Electrodes: Principles, Experimental Demonstration, and Theory", *Journal of the American Chemical Society*, vol. 103, 1981, pp. 4727-4737.
- Dicks, J. M., et al., "Ferrocene Modified Polypyrrole with Immobilised Glucose Oxidase and its Application in Amperometric Glucose Microbiosensors", *Annales de Biologie Clinique*, vol. 47, 1989, pp. 607-619.
- Ellis, C. D., et al., "Selectivity and Directed Charge Transfer through an Electroactive Metallopolymer Film", *Journal of the American Chemical Society*, vol. 103, No. 25, 1981, pp. 7480-7483.
- Engstrom, R. C., "Electrochemical Pretreatment of Glassy Carbon Electrodes", *Analytical Chemistry*, vol. 54, No. 13, 1982, pp. 2310-2314.
- Engstrom, R. C., et al., "Characterization of Electrochemically Pretreated Glassy Carbon Electrodes", *Analytical Chemistry*, vol. 56, No. 2, 1984, pp. 136-141.
- Feldman, B., et al., "A Continuous Glucose Sensor Based on Wired Enzyme™ Technology—Results from a 3-Day Trial in Patients with Type I Diabetes", *Diabetes Technology & Therapeutics*, vol. 5, No. 5, 2003, pp. 769-779.
- Feldman, B., et al., "Correlation of Glucose Concentrations in Interstitial Fluid and Venous Blood During Periods of Rapid Glucose Change", *Abbott Diabetes Care, Inc. Freestyle Navigator Continuous Glucose Monitor Pamphlet*, 2004.
- Feldman, B., et al., "Electron Transfer Kinetics at Redox Polymer/Solution Interfaces Using Microelectrodes and Twin Electrode Thin Layer Cells", *Journal of Electroanalytical Chemistry*, vol. 194, 1985, pp. 63-81.
- Fischer, H., et al., "Intramolecular Electron Transfer Medicated by 4,4'-Bipyridine and Related Bridging Groups", *Journal of the American Chemical Society*, vol. 98, No. 18, 1976, pp. 5512-5517.
- Flentge, F., et al., "An Enzyme-Reactor for Electrochemical Monitoring of Choline and Acetylcholine: Applications in High-Performance Liquid Chromatography, Bran Tissue, Microdialysis and Cerebrospinal Fluid," *Analytical Biochemistry*, vol. 204, 1992, pp. 305-310.
- Foulds, N. C., et al., "Enzyme Entrapment in Electrically Conducting Polymers: Immobilisation of Glucose Oxidase in Polypyrrole and its Application in Amperometric Glucose Sensors", *Journal of the Chemical Society, Faraday Transactions 1*, vol. 82, 1986, pp. 1259-1264.
- Foulds, N. C., et al., "Immobilization of Glucose Oxidase in Ferrocene-Modified Pyrrole Polymers", *Analytical Chemistry*, vol. 60, No. 22, 1988, pp. 2473-2478.
- Frew, J. E., et al., "Electron-Transfer Biosensors", *Philosophical Transactions of the Royal Society of London*, vol. 316, 1987, pp. 95-106.
- Godsland, I. F., et al., "Maximizing the Success Rate of Minimal Model Insulin Sensitivity Measurement in Humans: The Importance of Basal Glucose Levels," *Clinical Science*, vol. 101, 2001, pp. 1-9.
- Gorton, L., et al., "Selective Detection in Flow Analysis Based on the Combination of Immobilized Enzymes and Chemically Modified Electrodes", *Analytica Chimica Acta*, vol. 250, 1991, pp. 203-248.
- Graham, N. B., "Poly(ethylene oxide) and Related Hydrogels," *Hydrogels in Medicine and Pharmacy*, vol. II: Polymers, Chapter 4, 1987, pp. 95-113.
- Gregg, B. A., et al., "Cross-Linked Redox Gels Containing Glucose Oxidase for Amperometric Biosensor Applications", *Analytical Chemistry*, vol. 62, No. 3, 1990, pp. 258-263.
- Gregg, B. A., et al., "Redox Polymer Films Containing Enzymes. 1. A Redox-Conducting Epoxy Cement: Synthesis, Characterization, and Electrocatalytic Oxidation of Hydroquinone", *Journal of Physical Chemistry*, vol. 95, No. 15, 1991, 5970-5975.
- Hale, P. D., et al., "A New Class of Amperometric Biosensor Incorporating a Polymeric Electron-Transfer Mediator", *Journal of the American Chemical Society*, vol. 111, No. 9, 1989, pp. 3482-3484.
- Hamilton, "Hamilton Needle Gauge Index", [www.hamiltoncompany.com](http://www.hamiltoncompany.com).
- Harrison, D. J., et al., "Characterization of Perfluorosulfonic Acid Polymer Coated Enzyme Electrodes and a Miniatureized Integrated Potentiostat for Glucose Analysis in Whole Blood", *Analytical Chemistry*, vol. 60, No. 19, 1988, pp. 2002-2007.
- Hawkridge, F. M., et al., "Indirect Coulometric Titration of Biological Electron Transport Components", *Analytical Chemistry*, vol. 45, No. 7, 1973, pp. 1021-1027.
- Heller, A., "Electrical Connection Enzyme Redox Centers to Electrodes", *Journal of Physical Chemistry*, vol. 96, No. 9, 1990, pp. 3579-3587.
- Heller, A., "Electrical Wiring of Redox Enzymes", *Accounts of Chemical Research* vol. 23, No. 5, 1990, 128-134.
- Heller, A., et al., "Amperometric Biosensors Based on Three-Dimensional Hydrogel-Forming Epoxy Networks", *Sensors and Actuators B*, vol. 13-14, 1993, pp. 180-183.
- Ianniello, R. M., et al., "Differential Pulse Voltammetric Study of Direct Electron Transfer in Glucose Oxidase Chemically Modified Graphite Electrodes", *Analytical Chemistry*, vol. 54, No. 7, 1982, pp. 1098-1101.
- Ianniello, R. M., et al., "Immobilized Enzyme Chemically Modified Electrode as an Amperometric Sensor", *Analytical Chemistry*, vol. 53, No. 13, 1981, pp. 2090-2095.
- Ikeda, T., et al., "Glucose Oxidase-Immobilized Benzoquinone-Carbon Paste Electrode as a Glucose Sensor", *Agricultural and Biological Chemistry*, vol. 49, No. 2, 1985, pp. 541-543.
- Ikeda, T., et al., "Kinetics of Outer-Sphere Electron Transfers Between Metal Complexes in Solutions and Polymeric Films on Modified Electrodes", *Journal of the American Chemical Society*, vol. 103, No. 25, 1981, pp. 7422-7425.
- Isermann, R., "Supervision, Fault-Detection and Fault-Diagnosis Methods—An Introduction", *Control Engineering Practice*, vol. 5, No. 5, 1997, pp. 639-652.
- Isermann, R., et al., "Trends in the Application of Model-Based Fault Detection and Diagnosis of Technical Processes", *Control Engineering Practice*, vol. 5, No. 5, 1997, pp. 709-719.
- Johnson, J. M., et al., "Potential-Dependent Enzymatic Activity in an Enzyme Thin-Layer Cell", *Analytical Chemistry*, vol. 54, No. 8, 1982, pp. 1377-1383.
- Johnson, K. W., "Reproducible Electrodeposition of Biomolecules for the Fabrication of Miniature Electroenzymatic Biosensors", *Sensors and Actuators B*, vol. 5, 1991, pp. 85-89.
- Johnson, K. W., et al., "In vivo Evaluation of an Electroenzymatic Glucose Sensor Implanted in Subcutaneous Tissue", *Biosensors & Bioelectronics*, vol. 7, 1992, pp. 709-714.
- Johnson, P. C., "Peripheral Circulation", *John Wiley & Sons*, 1978, pp. 198.
- Jonsson, G., et al., "An Amperometric Glucose Sensor Made by Modification of a Graphite Electrode Surface With Immobilized Glucose Oxidase and Adsorbed Mediator", *Biosensors*, vol. 1, 1985, pp. 355-368.
- Josowicz, M., et al., "Electrochemical Pretreatment of Thin Film Platinum Electrodes", *Journal of the Electrochemical Society*, vol. 135 No. 1, 1988, pp. 112-115.
- Jungheim, K., et al., "How Rapid Does Glucose Concentration Change in Daily Life of Patients with Type 1 Diabetes?", 2002, pp. 250.
- Jungheim, K., et al., "Risky Delay of Hypoglycemia Detection by Glucose Monitoring at the Arm", *Diabetes Care*, vol. 24, No. 7, 2001, pp. 1303-1304.
- Kaplan, S. M., "Wiley Electrical and Electronics Engineering Dictionary", *IEEE Press*, 2004, pp. 141, 142, 548, 549.
- Katakis, I., et al., "Electrostatic Control of the Electron Transfer Enabling Binding of Recombinant Glucose Oxidase and Redox Polyelectrolytes", *Journal of the American Chemical Society*, vol. 116, No. 8, 1994, pp. 3617-3618.
- Katakis, I., et al., "L- $\alpha$ -Glycerophosphate and L-Lactate Electrodes Based on the Electrochemical 'Wiring' of Oxidases", *Analytical Chemistry*, vol. 64, No. 9, 1992, pp. 1008-1013.
- Kemp, G. J., "Theoretical Aspects of One-Point Calibration: Causes and Effects of Some Potential Errors, and Their Dependence on Concentration," *Clinical Chemistry*, vol. 30, No. 7, 1984, pp. 1163-1167.

(56)

## References Cited

## OTHER PUBLICATIONS

- Kenausis, G., et al., "'Wiring' of Glucose Oxidase and Lactate Oxidase Within a Hydrogel Made with Poly(vinyl pyridine) complexed with [Os(4,4'-dimethoxy-2,2'-bipyridine)<sub>2</sub>Cl]<sup>+2+</sup>", *Journal of the Chemical Society, Faraday Transactions*, vol. 92, No. 20, 1996, pp. 4131-4136.
- Kerner, W., et al., "The Function of a Hydrogen Peroxide-Detecting Electroenzymatic Glucose Electrode is Markedly Impaired in Human Subcutaneous Tissue and Plasma," *Biosensors & Bioelectronics*, vol. 8, 1993, pp. 473-482.
- Korf, J., et al., "Monitoring of Glucose and Lactate Using Microdialysis: Applications in Neonates and Rat Brain," *Developmental Neuroscience*, vol. 15, 1993, pp. 240-246.
- Koudelka, M., et al., "In-Vivo Behaviour of Hypodermically Implanted Microfabricated Glucose Sensors", *Biosensors & Bioelectronics*, vol. 6, 1991, pp. 31-36.
- Kulys, J., et al., "Mediatorless Peroxidase Electrode and Preparation of Bienzyme Sensors", *Bioelectrochemistry and Bioenergetics*, vol. 24, 1990, pp. 305-311.
- Lager, W., et al., "Implantable Electrocatalytic Glucose Sensor", *Hormone Metabolic Research*, vol. 26, 1994, pp. 526-530.
- Laurell, T., "A Continuous Glucose Monitoring System Based on Microdialysis", *Journal of Medical Engineering & Technology*, vol. 16, No. 5, 1992.
- Lindner, E., et al., "Flexible (Kapton-Based) Microsensor Arrays of High Stability for Cardiovascular Applications", *Journal of the Chemical Society, Faraday Transactions*, vol. 89, No. 2, 1993, pp. 361-367.
- Lortz, J., et al., "What is Bluetooth? We Explain the Newest Short-Range Connectivity Technology", *Smart Computing Learning Series, Wireless Computing*, vol. 8, Issue 5, 2002, pp. 72-74.
- Maidan, R., et al., "Elimination of Electrooxidizable Interferant-Produced Currents in Amperometric Biosensors", *Analytical Chemistry*, vol. 64, No. 23, 1992, pp. 2889-2896.
- Malin, S. F., et al., "Noninvasive Prediction of Glucose by Near-Infrared Diffuse Reflectance Spectroscopy", *Clinical Chemistry*, vol. 45, No. 9, 1999, pp. 1651-1658.
- Marko-Varga, G., et al., "Enzyme-Based Biosensor as a Selective Detection Unit in Column Liquid Chromatography", *Journal of Chromatography A*, vol. 660, 1994, pp. 153-167.
- Mastrototaro, J. J., et al., "An Electroenzymatic Glucose Sensor Fabricated on a Flexible Substrate", *Sensors and Actuators B*, vol. 5, 1991, pp. 139-144.
- Mauras, N., et al., "Lack of Accuracy of Continuous Glucose Sensors in Healthy, Nondiabetic Children: Results of the Diabetes Research in Children Network (DirecNet) Accuracy Study," *Journal of Pediatrics*, 2004, pp. 770-775.
- McGarraugh, G., et al., "Glucose Measurements Using Blood Extracted from the Forearm and the Finger", *TheraSense, Inc.*, 2001, 16 Pages.
- McGarraugh, G., et al., "Physiological Influences on Off-Finger Glucose Testing", *Diabetes Technology & Therapeutics*, vol. 3, No. 3, 2001, pp. 367-376.
- McKean, B. D., et al., "A Telemetry-Instrumentation System for Chronically Implanted Glucose and Oxygen Sensors", *IEEE Transactions on Biomedical Engineering*, vol. 35, No. 7, 1988, pp. 526-532.
- McNeil, C. J., et al., "Thermostable Reduced Nicotinamide Adenine Dinucleotide Oxidase: Application to Amperometric Enzyme Assay", *Analytical Chemistry*, vol. 61, No. 1, 1989, pp. 25-29.
- Miyawaki, O., et al., "Electrochemical and Glucose Oxidase Coenzyme Activity of Flavin Adenine Dinucleotide Covalently Attached to Glassy Carbon at the Adenine Amino Group", *Biochimica et Biophysica Acta*, vol. 838, 1985, pp. 60-68.
- Moatti-Sirat, D., et al., "Evaluating In Vitro and In Vivo the Interference of Ascorbate and Acetaminophen on Glucose Detection by a Needle-Type Glucose Sensor", *Biosensors & Bioelectronics*, vol. 7, 1992, pp. 345-352.
- Moatti-Sirat, D., et al., "Reduction of Acetaminophen Interference in Glucose Sensors by a Composite Nafion Membrane: Demonstration in Rats and Man", *Diabetologia*, vol. 37, 1994, pp. 610-616.
- Moatti-Sirat, D., et al., "Towards Continuous Glucose Monitoring: In Vivo Evaluation of a Miniaturized Glucose Sensor Implanted for Several Days in Rat Subcutaneous Tissue", *Diabetologia*, vol. 35, 1992, pp. 224-330.
- Nagy, G., et al., "A New Type of Enzyme Electrode: The Ascorbic Acid Eliminator Electrode", *Life Sciences*, vol. 31, No. 23, 1982, pp. 2611-2616.
- Nakamura, S., et al., "Effect of Periodate Oxidation on the Structure and Properties of Glucose Oxidase", *Biochimica et Biophysica Acta*, vol. 445, 1976, pp. 294-308.
- Narasimham, K., et al., "p-Benzoquinone Activation of Metal Oxide Electrodes for Attachment of Enzymes", *Enzyme and Microbial Technology*, vol. 7, 1985, pp. 283-286.
- Ohara, T. J., "Osmium Bipyridyl Redox Polymers Used in Enzyme Electrodes", *Platinum Metals Review*, vol. 39, No. 2, 1995, pp. 54-62.
- Ohara, T. J., et al., "'Wired' Enzyme Electrodes for Amperometric Determination of Glucose or Lactate in the Presence of Interfering Substances", *Analytical Chemistry*, vol. 66, No. 15, 1994, pp. 2451-2457.
- Ohara, T. J., et al., "Glucose Electrodes Based on Cross-Linked [Os(bpy)<sub>2</sub>Cl]<sup>+2+</sup>Complexed Poly(1-Vinylimidazole) Films", *Analytical Chemistry*, vol. 65, No. 23, 1993, pp. 3512-3517.
- Olivier, C. N., et al., "In Vivo Measurement of Carbon Dioxide Tension with a Miniature Electrodes", *Pflügers Archiv: European Journal of Physiology*, vol. 373, 1978, pp. 269-272.
- Paddock, R. M., et al., "Electrocatalytic Reduction of Hydrogen Peroxide via Direct Electron Transfer From Pyrolytic Graphite Electrodes to Irreversibly Adsorbed Cytochrome C Peroxidase", *Journal of Electroanalytical Chemistry*, vol. 260, 1989, pp. 487-494.
- Palleschi, G., et al., "A Study of Interferences in Glucose Measurements in Blood by Hydrogen Peroxide Based Glucose Probes", *Analytical Biochemistry*, vol. 159, 1986, pp. 114-121.
- Pankratov, I., et al., "Sol-Gel Derived Renewable-Surface Biosensors", *Journal of Electroanalytical Chemistry*, vol. 393, 1995, pp. 35-41.
- Pathak, C., et al., "Rapid Photopolymerization of Immunoprotective Gels in Contact with Cells and Tissue", *Journal of the American Chemical Society*, vol. 114, No. 21, 1992, pp. 8311-8312.
- Pickup, J., "Developing Glucose Sensors for In Vivo Use", *Tibtech*, vol. 11, 1993, pp. 285-291.
- Pickup, J., et al., "Implantable Glucose Sensors: Choosing the Appropriate Sensing Strategy", *Biosensors*, vol. 3, 1987/88, pp. 335-346.
- Pickup, J., et al., "In Vivo Molecular Sensing in Diabetes Mellitus: An Implantable Glucose Sensor with Direct Electron Transfer", *Diabetologia*, vol. 32, 1989, pp. 213-217.
- Pickup, J., et al., "Potentially-Implantable, Amperometric Glucose Sensors with Mediated Electron Transfer: Improving the Operating Stability", *Biosensors*, vol. 4, 1989, pp. 109-119.
- Pishko, M. V., et al., "Amperometric Glucose Microelectrodes Prepared Through Immobilization of Glucose Oxidase in Redox Hydrogels", *Analytical Chemistry*, vol. 63, No. 20, 1991, pp. 2268-2272.
- Poitout, V., et al., "A Glucose Monitoring System for On Line Estimation in Man of Blood Glucose Concentration Using a Miniaturized Glucose Sensor Implanted in the Subcutaneous Tissue and a Wearable Control Unit", *Diabetologia*, vol. 36, 1993, pp. 658-663.
- Poitout, V., et al., "Calibration in Dogs of a Subcutaneous Miniaturized Glucose Sensor Using a Glucose Meter for Blood Glucose Determination", *Biosensors & Bioelectronics*, vol. 7, 1992, pp. 587-592.
- Poitout, V., et al., "In Vitro and In Vivo Evaluation in Dogs of a Miniaturized Glucose Sensor", *ASAIO Transactions*, vol. 37, No. 3, 1991, pp. M298-M300.
- Pollak, A., et al., "Enzyme Immobilization by Condensation Copolymerization into Cross-Linked Polyacrylamide Gels", *Journal of the American Chemical Society*, vol. 102, No. 20, 1980, pp. 6324-6336.
- Quinn, C. P., et al., "Kinetics of Glucose Delivery to Subcutaneous Tissue in Rats Measured with 0.3-mm Amperometric Microsensors", *The American Physiological Society*, 1995, E155-E161.

(56)

## References Cited

## OTHER PUBLICATIONS

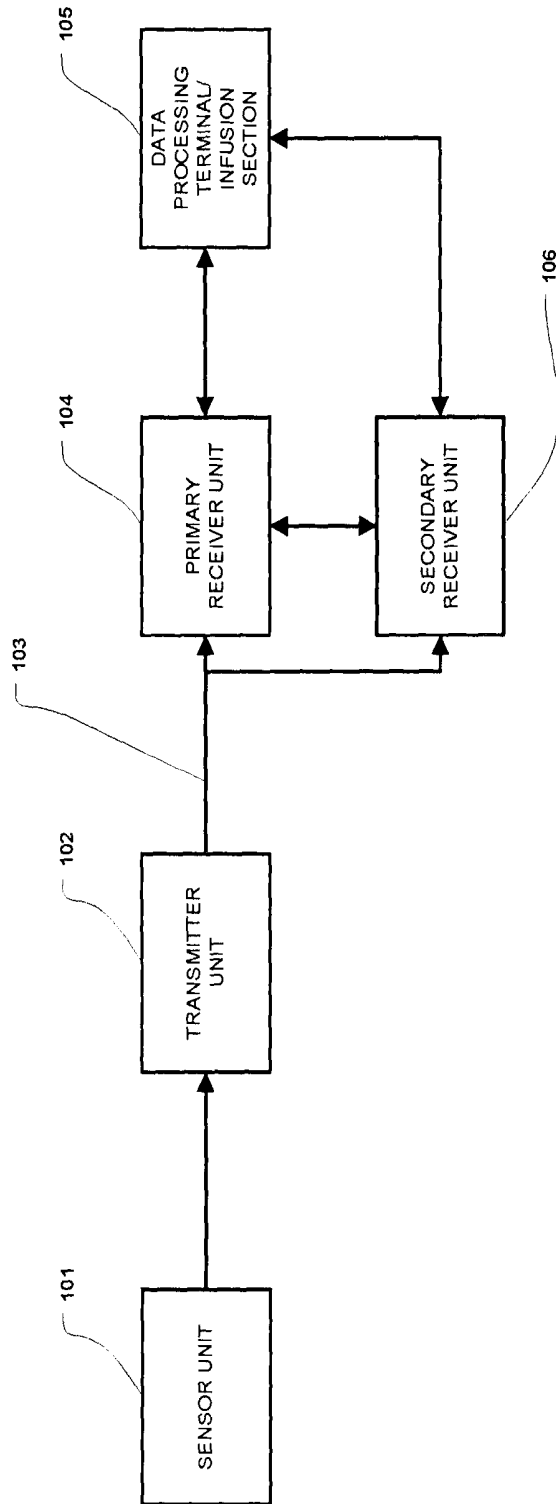
- Reach, G., et al., "Can Continuous Glucose Monitoring Be Used for the Treatment of Diabetes?", *Analytical Chemistry*, vol. 64, No. 6, 1992, pp. 381-386.
- Rebrin, K., et al., "Automated Feedback Control of Subcutaneous Glucose Concentration in Diabetic Dogs", *Diabetologia*, vol. 32, 1989, pp. 573-576.
- Reusch, W., "Other Topics: Organometallic Chemistry: Organometallic Compounds: Main Group Organometallic Compounds," *Virtual Textbook of Organic Chemistry*, 1999, Rev. 2007, 25 pages.
- Roe, J. N., et al., "Bloodless Glucose Measurements", *Critical Review in Therapeutic Drug Carrier Systems*, vol. 15, Issue 3, 1998, pp. 199-241.
- Sacks (Ed), "Guidelines and Recommendations for Laboratory Analysis in the Diagnosis and Management of Diabetes Mellitus," *The National Academy of Clinical Biochemistry Presents Laboratory Medicine Practice Guidelines*, vol. 13, 2002, pp. 8-11, 21-23, 52-56, 63.
- Sakakida, M., et al., "Development of Ferrocene-Mediated Needle-Type Glucose Sensor as a Measure of True Subcutaneous Tissue Glucose Concentrations", *Artificial Organs Today*, vol. 2, No. 2, 1992, pp. 145-158.
- Sakakida, M., et al., "Ferrocene-Mediated Needle-Type Glucose Sensor Covered with Newly Designed Biocompatible Membrane", *Sensors and Actuators B*, vol. 13-14, 1993, pp. 319-322.
- Salehi, C., et al., "A Telemetry-Instrumentation System for Long-Term Implantable Glucose and Oxygen Sensors", *Analytical Letters*, vol. 29, No. 13, 1996, pp. 2289-2308.
- Samuels, G. J., et al., "An Electrode-Supported Oxidation Catalyst Based on Ruthenium (IV). pH 'Encapsulation' in a Polymer Film", *Journal of the American Chemical Society*, vol. 103, No. 2, 1981, pp. 307-312.
- Sasso, S. V., et al., "Electropolymerized 1,2-Diaminobenzene as a Means to Prevent Interferences and Fouling and to Stabilize Immobilized Enzyme in Electrochemical Biosensors", *Analytical Chemistry*, vol. 62, No. 11, 1990, pp. 1111-1117.
- Scheller, F. W., et al., "Second Generation Biosensors," *Biosensors & Bioelectronics*, vol. 6, 1991, pp. 245-253.
- Scheller, F., et al., "Enzyme Electrodes and Their Application", *Philosophical Transactions of the Royal Society of London B*, vol. 316, 1987, pp. 85-94.
- Schmehl, R. H., et al., "The Effect of Redox Site Concentration on the Rate of Mediated Oxidation of Solution Substrates by a Redox Copolymer Film", *Journal of Electroanalytical Chemistry*, vol. 152, 1983, pp. 97-109.
- Schmidt, F. J., et al., "Calibration of a Wearable Glucose Sensor", *The International Journal of Artificial Organs*, vol. 15, No. 1, 1992, pp. 55-61.
- Schmidtke, D. W., et al., "Measurement and Modeling of the Transient Difference Between Blood and Subcutaneous Glucose Concentrations in the Rat After Injection of Insulin", *Proceedings of the National Academy of Sciences*, vol. 95, 1998, pp. 294-299.
- Shaw, G. W., et al., "In Vitro Testing of a Simply Constructed, Highly Stable Glucose Sensor Suitable for Implantation in Diabetic Patients", *Biosensors & Bioelectronics*, vol. 6, 1991, pp. 401-406.
- Shichiri, M., et al., "Glycaemic Control in Pancreatectomized Dogs with a Wearable Artificial Endocrine Pancreas", *Diabetologia*, vol. 24, 1983, pp. 179-184.
- Shichiri, M., et al., "In Vivo Characteristics of Needle-Type Glucose Sensor—Measurements of Subcutaneous Glucose Concentrations in Human Volunteers", *Hormone and Metabolic Research Supplement Series*, vol. 20, 1988, pp. 17-20.
- Shichiri, M., et al., "Membrane Design for Extending the Long-Life of an Implantable Glucose Sensor", *Diabetes Nutrition and Metabolism*, vol. 2, 1989, pp. 309-313.
- Shichiri, M., et al., "Needle-type Glucose Sensor for Wearable Artificial Endocrine Pancreas", *Implantable Sensors for Closed-Loop Prosthetic Systems*, Chapter 15, 1985, pp. 197-210.
- Shichiri, M., et al., "Telemetry Glucose Monitoring Device With Needle-Type Glucose Sensor: A Useful Tool for Blood Glucose Monitoring in Diabetic Individuals", *Diabetes Care*, vol. 9, No. 1986, pp. 298-301.
- Shichiri, M., et al., "Wearable Artificial Endocrine Pancreas With Needle-Type Glucose Sensor", *The Lancet*, 1982, pp. 1129-1131.
- Shults, M. C., et al., "A Telemetry-Instrumentation System for Monitoring Multiple Subcutaneously Implanted Glucose Sensors", *IEEE Transactions on Biomedical Engineering*, vol. 41, No. 10, 1994, pp. 937-942.
- Sittampalam, G., et al., "Surface-Modified Electrochemical Detector for Liquid Chromatography", *Analytical Chemistry*, vol. 55, No. 9, 1983, pp. 1608-1610.
- Skoog, D. A., et al., "Evaluation of Analytical Data," *Fundamentals of Analytical Chemistry*, 1966, pp. 55.
- Soegijoko, S., et al., "External Artificial Pancreas: A New Control Unit Using Microprocessor", *Hormone and Metabolic Research Supplement Series*, vol. 12, 1982, pp. 165-169.
- Sprules, S. D., et al., "Evaluation of a New Disposable Screen-Printed Sensor Strip for the Measurement of NADH and Its Modification to Produce a Lactate Biosensor Employing Microliter Volumes", *Electroanalysis*, vol. 8, No. 6, 1996, pp. 539-543.
- Sternberg, F., et al., "Calibration Problems of Subcutaneous Glucosensors when Applied 'In-Situ' in Man", *Hormone and Metabolic Research*, vol. 26, 1994, pp. 523-526.
- Sternberg, R., et al., "Covalent Enzyme Coupling on Cellulose Acetate Membranes for Glucose Sensor Development", *Analytical Chemistry*, vol. 60, No. 24, 1988, pp. 2781-2786.
- Sternberg, R., et al., "Study and Development of Multilayer Needle-Type Enzyme-Based Glucose Microsensors", *Biosensors*, vol. 4, 1988, pp. 27-40.
- Suekane, M., "Immobilization of Glucose Isomerase", *Zeitschrift für Allgemeine Mikrobiologie*, vol. 22, No. 8, 1982, pp. 565-576.
- Tajima, S., et al., "Simultaneous Determination of Glucose and 1,5-Anhydroglucitol", *Chemical Abstracts*, vol. 111, No. 25, 1989, pp. 394.
- Takamura, A., et al., Drug release from Poly(vinyl alcohol) Gel Prepared by Freeze-Thaw Procedure, *Journal of Controlled Release*, vol. 20, 1992, pp. 21-27.
- Tarasevich, M. R., "Bioelectrocatalysis", *Comprehensive Treatise of Electrochemistry*, vol. 10, 1985, pp. 231-295.
- Tatsuma, T., et al., "Enzyme Monolayer- and Bilayer-Modified Tin Oxide Electrodes for the Determination of Hydrogen Peroxide and Glucose", *Analytical Chemistry*, vol. 61, No. 21, 1989, pp. 2352-2355.
- Taylor, C., et al., "'Wiring' of Glucose Oxidase Within a Hydrogel Made with Polyvinyl Imidazole Complexed with [(Os-4,4'-dimethoxy-2,2'-bipyridine)Cl]<sup>+/2+</sup>", *Journal of Electroanalytical Chemistry*, vol. 396, 1995, pp. 511-515.
- Thompson, M., et al., "In Vivo Probes: Problems and Perspectives", *Clinical Biochemistry*, vol. 19, 1986, pp. 255-261.
- Travenol Laboratories, Inc., *An Introduction to "Eugly"*, Book 1, 1985, pp. 1-22.
- Trojanowicz, M., et al., "Enzyme Entrapped Polypyrrole Modified Electrode for Flow-Injection Determination of Glucose", *Biosensors & Bioelectronics*, vol. 5, 1990, pp. 149-156.
- Tsalikian, E., et al., "Accuracy of the GlucoWatch G2® Biographer and the Continuous Glucose Monitoring System During Hypoglycemia: Experience of the Diabetes Research in Children Network", *Diabetes Care*, vol. 27, No. 3, 2004, pp. 722-726.
- Turner, A., et al., "Diabetes Mellitus: Biosensors for Research and Management", *Biosensors*, vol. 1, 1985, pp. 85-115.
- Turner, R. F., et al., "A Biocompatible Enzyme Electrode for Continuous in vivo Glucose Monitoring in Whole Blood", *Sensors and Actuators B*, vol. 1, 1990, pp. 561-564.
- Tuzhi, P., et al., "Constant Potential Pretreatment of Carbon Fiber Electrodes for In Vivo Electrochemistry", *Analytical Letters*, vol. 24, No. 6, 1991, pp. 935-945.
- U.S. Patent Reexamination U.S. Appl. No. 90/007,903, Request for Reexamination of U.S. Pat. No. 6,565,509 filed Jan. 25, 2006.
- U.S. Patent Reexamination U.S. Appl. No. 90/007,910, Request for Reexamination of U.S. Pat. No. 6,175,752 filed Feb. 1, 2006.

(56)

## References Cited

## OTHER PUBLICATIONS

- U.S. Patent Reexamination U.S. Appl. No. 90/007,913, Request for Reexamination of U.S. Pat. No. 6,284,478 filed Feb. 1, 2006.
- U.S. Patent Reexamination U.S. Appl. No. 90/007,914, Request for Reexamination of U.S. Pat. No. 6,329,161 filed Feb. 1, 2006.
- U.S. Patent Reexamination U.S. Appl. No. 90/008,172, Request for Reexamination of U.S. Pat. No. 6,990,366 filed Aug. 16, 2006.
- U.S. Patent Reexamination U.S. Appl. No. 90/008,173, Request for Reexamination of U.S. Pat. No. 6,134,461 filed Aug. 16, 2006.
- U.S. Patent Reexamination U.S. Appl. No. 90/008,457, Request for Reexamination of U.S. Pat. No. 6,990,366 filed Jan. 23, 2007.
- U.S. Patent Reexamination U.S. Appl. No. 90/008,665, Request for Reexamination of U.S. Pat. No. 6,284,478 filed May 25, 2007.
- U.S. Patent Reexamination U.S. Appl. No. 90/008,713, Request for Reexamination of U.S. Pat. No. 6,329,161 filed Jul. 25, 2007.
- Umana, M., "Protein-Modified Electrochemically Active Biomaterial Surface", *U.S. Army Research Office, Analytical and Chemical Sciences Research Triangle Institute*, 1988, pp. 1-9.
- Updike, S. J., et al., "Principles of Long-Term Fully Implanted Sensors with Emphasis on Radiotelemetric Monitoring of Blood Glucose from Inside a Subcutaneous Foreign Body Capsule (FBC)", *Biosensors in the Body: Continuous in vivo Monitoring*, Chapter 4, 1997, pp. 117-137.
- Urban, G., et al., "Miniaturized Thin-Film Biosensors Using Covalently Immobilized Glucose Oxidase", *Biosensors & Bioelectronics*, vol. 6, 1991, pp. 555-562.
- Velho, G., et al., "In Vitro and In Vivo Stability of Electrode Potentials in Needle-Type Glucose Sensors", *Diabetes*, vol. 38, No. 2, 1989, pp. 164-171.
- Velho, G., et al., "Strategies for Calibrating a Subcutaneous Glucose Sensor", *Biomedica Biochimica Acta*, vol. 48, 1989, pp. 957-964.
- Von Woedtke, T., et al., "In Situ Calibration of Implanted Electrochemical Glucose Sensors", *Biomedica Biochimica Acta*, vol. 48, 1989, pp. 943-952.
- Vreeke, M. S., et al., "Hydrogen Peroxide Electrodes Based on Electrical Connection of Redox Centers of Various Peroxidases to Electrodes through a Three-Dimensional Electron-Relaying Polymer Network", *Diagnostic Biosensors Polymers*, Chapter 15, 1993, pp. 180-193.
- Vreeke, M., et al., "Hydrogen Peroxide and  $\beta$ -Nicotinamide Adenine Dinucleotide Sensing Amperometric Electrodes Based on Electrical Connection of Horseradish Peroxidase Redox Centers to Electrodes through a Three-Dimensional Electron Relaying Polymer Network", *Analytical Chemistry*, vol. 64, No. 24, 1992, pp. 3084-3090.
- Wang, D. L., et al., "Miniaturized Flexible Amperometric Lactate Probe", *Analytical Chemistry*, vol. 65, No. 8, 1993, pp. 1069-1073.
- Wang, J., et al., "Activation of Glassy Carbon Electrodes by Alternating Current Electrochemical Treatment", *Analytica Chimica Acta*, vol. 167, 1985, pp. 325-334.
- Wang, J., et al., "Amperometric Biosensing of Organic Peroxides with Peroxidase-Modified Electrodes", *Analytica Chimica Acta*, vol. 254, 1991, pp. 81-88.
- Wang, J., et al., "Screen-Printable Sol-Gel Enzyme-Containing Carbon Inks", *Analytical Chemistry*, vol. 68, No. 15, 1996, pp. 2705-2708.
- Wang, J., et al., "Sol-Gel-Derived Metal-Dispersed Carbon Composite Amperometric Biosensors", *Electroanalysis*, vol. 9, No. 1, 1997, pp. 52-55.
- Williams, D. L., et al., "Electrochemical-Enzymatic Analysis of Blood Glucose and Lactate", *Analytical Chemistry*, vol. 42, No. 1, 1970, pp. 118-121.
- Wilson, G. S., et al., "Progress Toward the Development of an Implantable Sensor for Glucose", *Clinical Chemistry*, vol. 38, No. 9, 1992, pp. 1613-1617.
- Yabuki, S., et al., "Electro-Conductive Enzyme Membrane", *Journal of the Chemical Society, Chemical Communications*, 1989, pp. 945-946.
- Yang, C., et al., "A Comparison of Physical Properties and Fuel Cell Performance of Nafion and Zirconium Phosphate/Nafion Composite Membranes," *Journal of Membrane Science*, vol. 237, 2004, pp. 145-161.
- Yang, L., et al., "Determination of Oxidase Enzyme Substrates Using Cross-Flow Thin-Layer Amperometry", *Electroanalysis*, vol. 8, No. 8-9, 1996, pp. 716-721.
- Yao, S. J., et al., "The Interference of Ascorbate and Urea in Low-Potential Electrochemical Glucose Sensing", *Proceedings of the Twelfth Annual International Conference of the IEEE Engineering in Medicine and Biology Society*, vol. 12, Part 2, 1990, pp. 487-489.
- Yao, T., "A Chemically-Modified Enzyme Membrane Electrode as an Amperometric Glucose Sensor", *Analytica Chimica Acta*, vol. 148, 1983, pp. 27-33.
- Ye, L., et al., "High Current Density 'Wired' Quinoprotein Glucose Dehydrogenase Electrode", *Analytical Chemistry*, vol. 65, No. 3, 1993, pp. 238-241.
- Yildiz, A., et al., "Evaluation of an Improved Thin-Layer Electrode", *Analytical Chemistry*, vol. 40, No. 7, 1968, pp. 1018-1024.
- Zamzow, K., et al., "New Wearable Continuous Blood Glucose Monitor (BGM) and Artificial Pancreas (AP)", *Diabetes*, vol. 39, 1990, pp. 5A-20.
- Zhang, Y., et al., "Application of Cell Culture Toxicity Tests to the Development of Implantable Biosensors", *Biosensors & Bioelectronics*, vol. 6, 1991, pp. 653-661.
- Zhang, Y., et al., "Elimination of the Acetaminophen Interference in an Implantable Glucose Sensor", *Analytical Chemistry*, vol. 66, No. 7, 1994, pp. 1183-1188.
- Chinese Patent Application No. 200880006612.4, Original Language and English Translation of Office Action mailed Apr. 6, 2012.
- Chinese Patent Application No. 200880006612.4, Original Language and English Translation of Office Action mailed Feb. 9, 2011.
- European Patent Application No. 08731125, Supplementary European Search Report mailed Jan. 26, 2012.
- PCT Application No. PCT/US2008/055501, International Preliminary Report on Patentability and Written Opinion of the International Searching Authority mailed Sep. 11, 2009.
- PCT Application No. PCT/US2008/055501, International Search Report and Written Opinion of the International Searching Authority mailed Sep. 2, 2008.
- Russian Patent Application No. 2009136349, Original Language and English Translation of Office Action mailed Feb. 8, 2012.
- U.S. Appl. No. 11/681,133, Advisory Action mailed Mar. 31, 2009.
- U.S. Appl. No. 11/681,133, Notice of Allowance mailed Nov. 16, 2011.
- U.S. Appl. No. 11/681,133, Office Action mailed Jan. 10, 2008.
- U.S. Appl. No. 11/681,133, Office Action mailed Jan. 12, 2010.
- U.S. Appl. No. 11/681,133, Office Action mailed Jul. 10, 2009.
- U.S. Appl. No. 11/681,133, Office Action mailed Jul. 6, 2011.
- U.S. Appl. No. 11/681,133, Office Action mailed Nov. 18, 2008.
- U.S. Appl. No. 11/681,133, Office Action mailed Oct. 18, 2010.



100

FIGURE 1

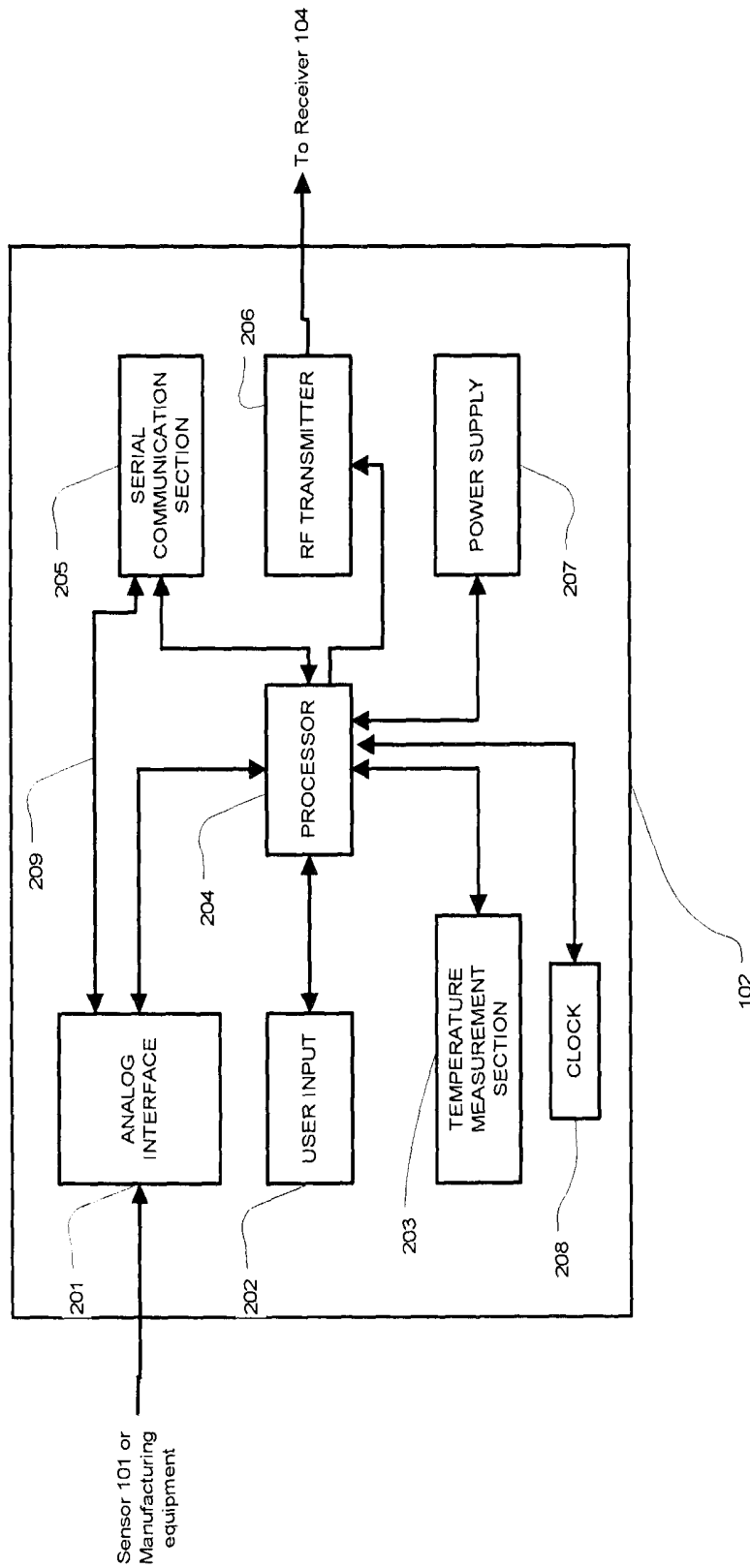


FIGURE 2

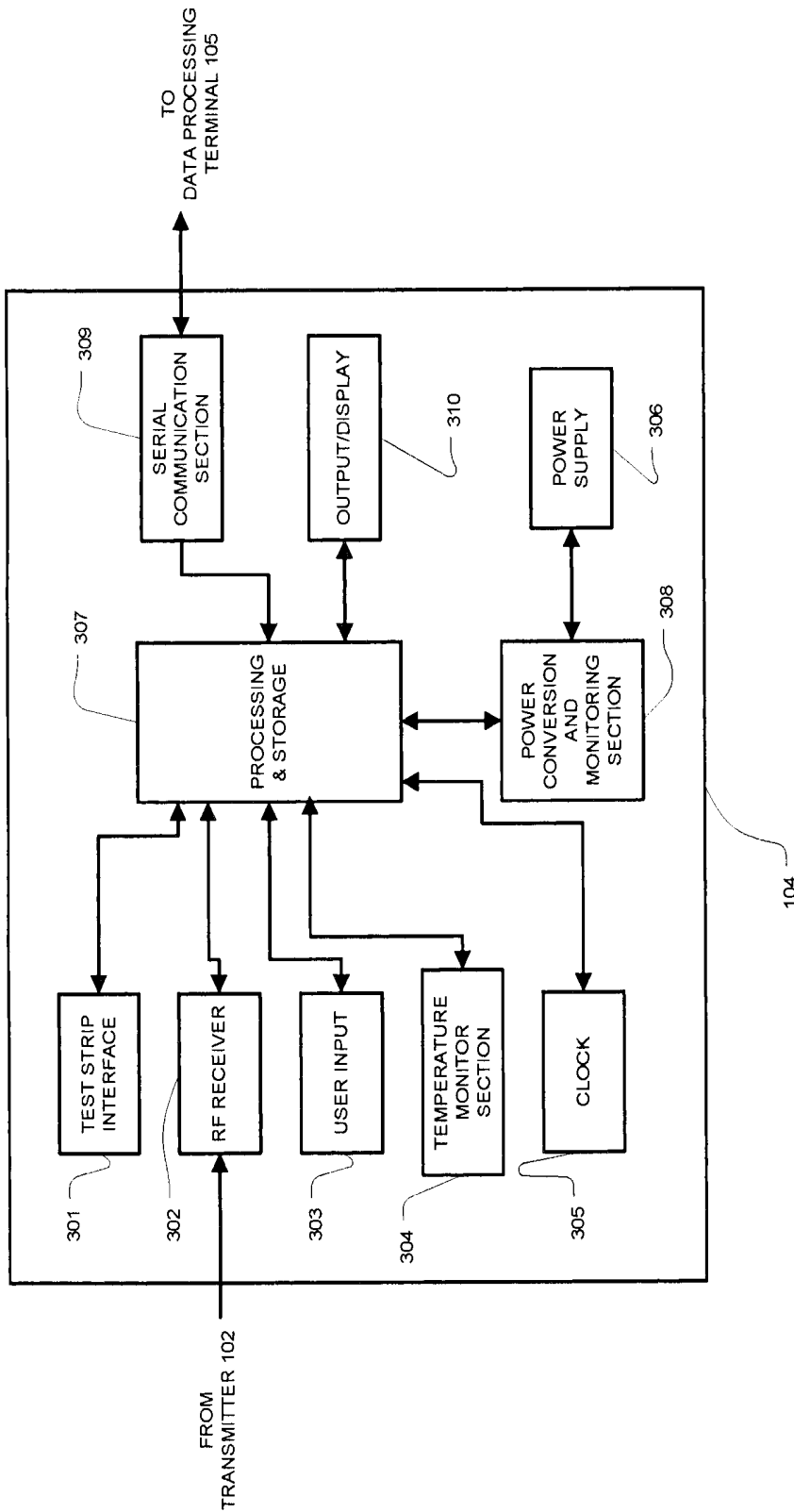


FIGURE 3

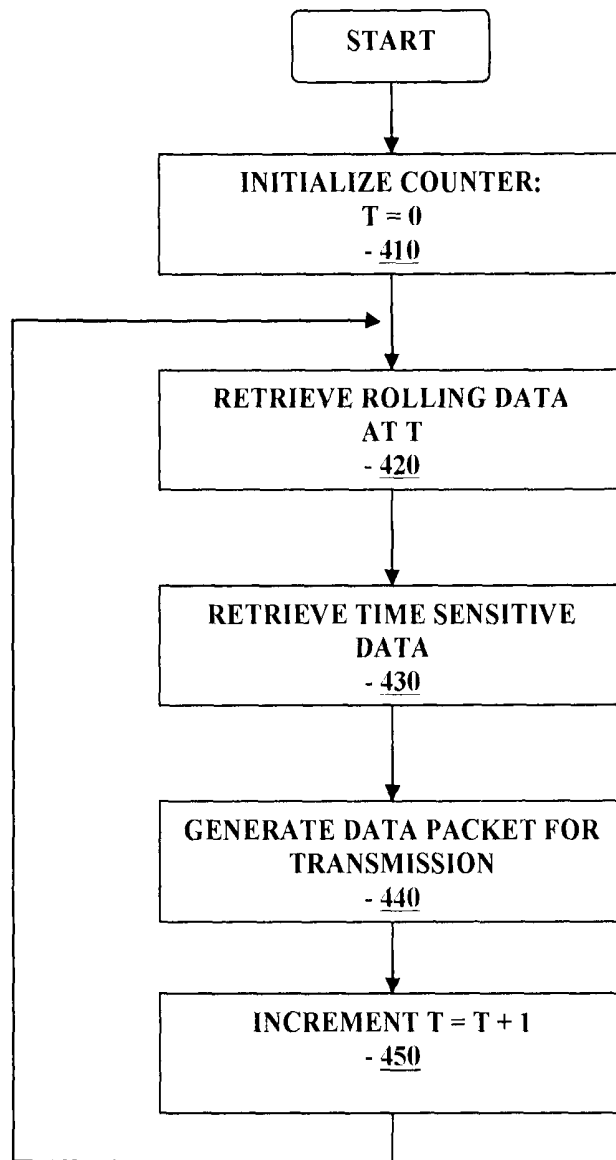


FIGURE 4

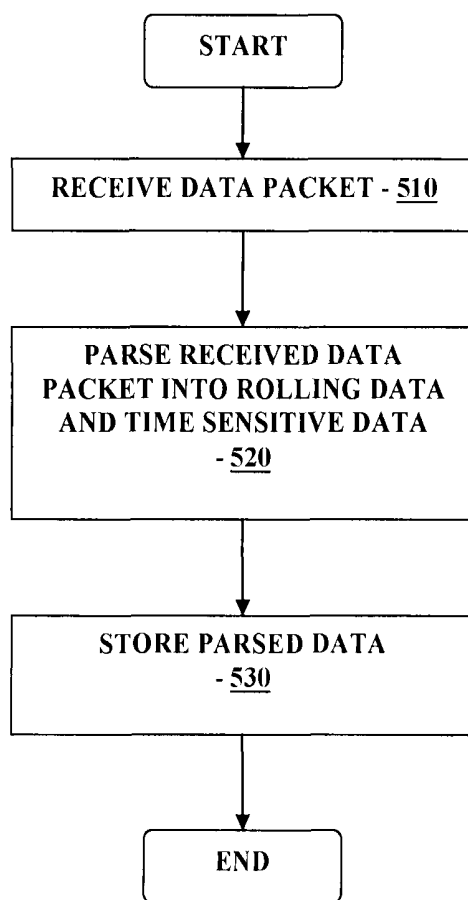


FIGURE 5

# METHOD AND APPARATUS FOR PROVIDING ROLLING DATA IN COMMUNICATION SYSTEMS

## RELATED APPLICATION

The present application is a continuation of U.S. patent application Ser. No. 11/681,133 filed Mar. 1, 2007, now U.S. Pat. No. 8,123,686, entitled "Method and Apparatus for Providing Rolling Data in Communication Systems," the disclosure of which is incorporated herein by reference for all purposes.

## BACKGROUND

Analyte, e.g., glucose monitoring systems including continuous and discrete monitoring systems generally include a small, lightweight battery powered and microprocessor controlled system which is configured to detect signals proportional to the corresponding measured glucose levels using an electrometer. RF signals may be used to transmit the collected data. One aspect of certain analyte monitoring systems include a transcutaneous or subcutaneous analyte sensor configuration which is, for example, at least partially positioned through the skin layer of a subject whose analyte level is to be monitored. The sensor may use a two or three-electrode (work, reference and counter electrodes) configuration driven by a controlled potential (potentiostat) analog circuit connected through a contact system.

An analyte sensor may be configured so that a portion thereof is placed under the skin of the patient so as to contact analyte of the patient, and another portion or segment of the analyte sensor may be in communication with the transmitter unit. The transmitter unit may be configured to transmit the analyte levels detected by the sensor over a wireless communication link such as an RF (radio frequency) communication link to a receiver/monitor unit. The receiver/monitor unit may perform data analysis, among other functions, on the received analyte levels to generate information pertaining to the monitored analyte levels.

Transmission of data over an RF communication link is often constrained to occur within a substantially short time duration. In turn, the time constraint in RF data communication imposes limits on the type and size of data that may be transmitted during the transmission time period.

In view of the foregoing, it would be desirable to have a method and apparatus for optimizing the RF communication link between two or more communication devices, for example, in a medical communication system.

## SUMMARY OF THE INVENTION

Devices and methods for analyte monitoring, e.g., glucose monitoring, are provided. Embodiments include transmitting information from a first location to a second, e.g., using a telemetry system such as RF telemetry. Systems herein include continuous analyte monitoring systems and discrete analyte monitoring system.

In one embodiment, a method including retrieving a first data type, retrieving a second data type, transmitting a first data packet including the first data type and the second data type, updating the second data type, and generating a second data packet including the first data type and the updated second data type, is disclosed, as well as devices and systems for the same.

These and other objects, features and advantages of the present invention will become more fully apparent from the

following detailed description of the embodiments, the appended claims and the accompanying drawings.

## BRIEF DESCRIPTION OF THE DRAWINGS

FIG. 1 illustrates a block diagram of a data monitoring and management system for practicing one or more embodiments of the present invention;

FIG. 2 is a block diagram of the transmitter unit of the data monitoring and management system shown in FIG. 1 in accordance with one embodiment of the present invention;

FIG. 3 is a block diagram of the receiver/monitor unit of the data monitoring and management system shown in FIG. 1 in accordance with one embodiment of the present invention;

FIG. 4 is a flowchart illustrating data packet procedure including rolling data for transmission in accordance with one embodiment of the present invention; and

FIG. 5 is a flowchart illustrating data processing of the received data packet including the rolling data in accordance with one embodiment of the present invention.

## DETAILED DESCRIPTION

As summarized above and as described in further detail below, in accordance with the various embodiments of the present invention, there is provided a method and system for retrieving a first data type, retrieving a second data type, transmitting a first data packet including the first data type and the second data type, updating the second data type, and generating a second data packet including the first data type and the updated second data type.

FIG. 1 illustrates a data monitoring and management system such as, for example, analyte (e.g., glucose) monitoring system **100** in accordance with one embodiment of the present invention. The subject invention is further described primarily with respect to a glucose monitoring system for convenience and such description is in no way intended to limit the scope of the invention. It is to be understood that the analyte monitoring system may be configured to monitor a variety of analytes, e.g., lactate, and the like.

Analytes that may be monitored include, for example, acetyl choline, amylase, bilirubin, cholesterol, chorionic gonadotropin, creatine kinase (e.g., CK-MB), creatine, DNA, fructosamine, glucose, glutamine, growth hormones, hormones, ketones, lactate, peroxide, prostate-specific antigen, prothrombin, RNA, thyroid stimulating hormone, and troponin. The concentration of drugs, such as, for example, antibiotics (e.g., gentamicin, vancomycin, and the like), digoxin, digoxin, drugs of abuse, theophylline, and warfarin, may also be monitored. More than one analyte may be monitored by a single system, e.g. a single analyte sensor.

The analyte monitoring system **100** includes a sensor **101**, a transmitter unit **102** coupleable to the sensor **101**, and a primary receiver unit **104** which is configured to communicate with the transmitter unit **102** via a communication link **103**. The primary receiver unit **104** may be further configured to transmit data to a data processing terminal **105** for evaluating the data received by the primary receiver unit **104**. Moreover, the data processing terminal **105** in one embodiment may be configured to receive data directly from the transmitter unit **102** via a communication link which may optionally be configured for bi-directional communication. Accordingly, transmitter unit **102** and/or receiver unit **104** may include a transceiver.

Also shown in FIG. 1 is an optional secondary receiver unit **106** which is operatively coupled to the communication link and configured to receive data transmitted from the transmit-

ter unit 102. Moreover, as shown in the Figure, the secondary receiver unit 106 is configured to communicate with the primary receiver unit 104 as well as the data processing terminal 105. Indeed, the secondary receiver unit 106 may be configured for bi-directional wireless communication with each or one of the primary receiver unit 104 and the data processing terminal 105. As discussed in further detail below, in one embodiment of the present invention, the secondary receiver unit 106 may be configured to include a limited number of functions and features as compared with the primary receiver unit 104. As such, the secondary receiver unit 106 may be configured substantially in a smaller compact housing or embodied in a device such as a wrist watch, pager, mobile phone, PDA, for example. Alternatively, the secondary receiver unit 106 may be configured with the same or substantially similar functionality as the primary receiver unit 104. The receiver unit may be configured to be used in conjunction with a docking cradle unit, for example for one or more of the following or other functions: placement by bedside, for re-charging, for data management, for night time monitoring, and/or bi-directional communication device.

In one aspect sensor 101 may include two or more sensors, each configured to communicate with transmitter unit 102. Furthermore, while only one, transmitter unit 102, communication link 103, and data processing terminal 105 are shown in the embodiment of the analyte monitoring system 100 illustrated in FIG. 1. However, it will be appreciated by one of ordinary skill in the art that the analyte monitoring system 100 may include one or more sensors, multiple transmitter units 102, communication links 103, and data processing terminals 105. Moreover, within the scope of the present invention, the analyte monitoring system 100 may be a continuous monitoring system, or semi-continuous, or a discrete monitoring system. In a multi-component environment, each device is configured to be uniquely identified by each of the other devices in the system so that communication conflict is readily resolved between the various components within the analyte monitoring system 100.

In one embodiment of the present invention, the sensor 101 is physically positioned in or on the body of a user whose analyte level is being monitored. The sensor 101 may be configured to continuously sample the analyte level of the user and convert the sampled analyte level into a corresponding data signal for transmission by the transmitter unit 102. In certain embodiments, the transmitter unit 102 may be physically coupled to the sensor 101 so that both devices are integrated in a single housing and positioned on the user's body. The transmitter unit 102 may perform data processing such as filtering and encoding on data signals and/or other functions, each of which corresponds to a sampled analyte level of the user, and in any event transmitter unit 102 transmits analyte information to the primary receiver unit 104 via the communication link 103.

In one embodiment, the analyte monitoring system 100 is configured as a one-way RF communication path from the transmitter unit 102 to the primary receiver unit 104. In such embodiment, the transmitter unit 102 transmits the sampled data signals received from the sensor 101 without acknowledgement from the primary receiver unit 104 that the transmitted sampled data signals have been received. For example, the transmitter unit 102 may be configured to transmit the encoded sampled data signals at a fixed rate (e.g., at one minute intervals) after the completion of the initial power on procedure. Likewise, the primary receiver unit 104 may be configured to detect such transmitted encoded sampled data signals at predetermined time intervals. Alternatively, the analyte monitoring system 100 may be configured with a

bi-directional RF (or otherwise) communication between the transmitter unit 102 and the primary receiver unit 104.

Additionally, in one aspect, the primary receiver unit 104 may include two sections. The first section is an analog interface section that is configured to communicate with the transmitter unit 102 via the communication link 103. In one embodiment, the analog interface section may include an RF receiver and an antenna for receiving and amplifying the data signals from the transmitter unit 102, which are thereafter, demodulated with a local oscillator and filtered through a band-pass filter. The second section of the primary receiver unit 104 is a data processing section which is configured to process the data signals received from the transmitter unit 102 such as by performing data decoding, error detection and correction, data clock generation, and data bit recovery.

In operation, upon completing the power-on procedure, the primary receiver unit 104 is configured to detect the presence of the transmitter unit 102 within its range based on, for example, the strength of the detected data signals received from the transmitter unit 102 and/or a predetermined transmitter identification information. Upon successful synchronization with the corresponding transmitter unit 102, the primary receiver unit 104 is configured to begin receiving from the transmitter unit 102 data signals corresponding to the user's detected analyte level. More specifically, the primary receiver unit 104 in one embodiment is configured to perform synchronized time hopping with the corresponding synchronized transmitter unit 102 via the communication link 103 to obtain the user's detected analyte level.

Referring again to FIG. 1, the data processing terminal 105 may include a personal computer, a portable computer such as a laptop or a handheld device (e.g., personal digital assistants (PDAs)), and the like, each of which may be configured for data communication with the receiver via a wired or a wireless connection. Additionally, the data processing terminal 105 may further be connected to a data network (not shown) for storing, retrieving and updating data corresponding to the detected analyte level of the user.

Within the scope of the present invention, the data processing terminal 105 may include an infusion device such as an insulin infusion pump (external or implantable) or the like, which may be configured to administer insulin to patients, and which may be configured to communicate with the receiver unit 104 for receiving, among others, the measured analyte level. Alternatively, the receiver unit 104 may be configured to integrate or otherwise couple to an infusion device therein so that the receiver unit 104 is configured to administer insulin therapy to patients, for example, for administering and modifying basal profiles, as well as for determining appropriate boluses for administration based on, among others, the detected analyte levels received from the transmitter unit 102.

Additionally, the transmitter unit 102, the primary receiver unit 104 and the data processing terminal 105 may each be configured for bi-directional wireless communication such that each of the transmitter unit 102, the primary receiver unit 104 and the data processing terminal 105 may be configured to communicate (that is, transmit data to and receive data from) with each other via the wireless communication link 103. More specifically, the data processing terminal 105 may in one embodiment be configured to receive data directly from the transmitter unit 102 via the communication link, where the communication link, as described above, may be configured for bi-directional communication.

In this embodiment, the data processing terminal 105, which may include an insulin pump, may be configured to receive the analyte signals from the transmitter unit 102, and

thus, incorporate the functions of the receiver **103** including data processing for managing the patient's insulin therapy and analyte monitoring. In one embodiment, the communication link **103** may include one or more of an RF communication protocol, an infrared communication protocol, a Bluetooth® enabled communication protocol, an 802.11x wireless communication protocol, or an equivalent wireless communication protocol which would allow secure, wireless communication of several units (for example, per HIPAA requirements) while avoiding potential data collision and interference.

FIG. 2 is a block diagram of the transmitter of the data monitoring and detection system shown in FIG. 1 in accordance with one embodiment of the present invention. Referring to the Figure, the transmitter unit **102** in one embodiment includes an analog interface **201** configured to communicate with the sensor **101** (FIG. 1), a user input **202**, and a temperature measurement section **203**, each of which is operatively coupled to a transmitter processor **204** such as a central processing unit (CPU). As can be seen from FIG. 2, there are provided four contacts, three of which are electrodes—work electrode (W) **210**, guard contact (G) **211**, reference electrode (R) **212**, and counter electrode (C) **213**, each operatively coupled to the analog interface **201** of the transmitter unit **102** for connection to the sensor **101** (FIG. 1). In one embodiment, each of the work electrode (W) **210**, guard contact (G) **211**, reference electrode (R) **212**, and counter electrode (C) **213** may be made using a conductive material that is either printed or etched or ablated, for example, such as carbon which may be printed, or a metal such as a metal foil (e.g., gold) or the like, which may be etched or ablated or otherwise processed to provide one or more electrodes. Fewer or greater electrodes and/or contact may be provided in certain embodiments.

Further shown in FIG. 2 are a transmitter serial communication section **205** and an RF transmitter **206**, each of which is also operatively coupled to the transmitter processor **204**. Moreover, a power supply **207** such as a battery is also provided in the transmitter unit **102** to provide the necessary power for the transmitter unit **102**. Additionally, as can be seen from the Figure, clock **208** is provided to, among others, supply real time information to the transmitter processor **204**.

In one embodiment, a unidirectional input path is established from the sensor **101** (FIG. 1) and/or manufacturing and testing equipment to the analog interface **201** of the transmitter unit **102**, while a unidirectional output is established from the output of the RF transmitter **206** of the transmitter unit **102** for transmission to the primary receiver unit **104**. In this manner, a data path is shown in FIG. 2 between the aforementioned unidirectional input and output via a dedicated link **209** from the analog interface **201** to serial communication section **205**, thereafter to the processor **204**, and then to the RF transmitter **206**. As such, in one embodiment, via the data path described above, the transmitter unit **102** is configured to transmit to the primary receiver unit **104** (FIG. 1), via the communication link **103** (FIG. 1), processed and encoded data signals received from the sensor **101** (FIG. 1). Additionally, the unidirectional communication data path between the analog interface **201** and the RF transmitter **206** discussed above allows for the configuration of the transmitter unit **102** for operation upon completion of the manufacturing process as well as for direct communication for diagnostic and testing purposes.

As discussed above, the transmitter processor **204** is configured to transmit control signals to the various sections of the transmitter unit **102** during the operation of the transmitter unit **102**. In one embodiment, the transmitter processor **204** also includes a memory (not shown) for storing data such as

the identification information for the transmitter unit **102**, as well as the data signals received from the sensor **101**. The stored information may be retrieved and processed for transmission to the primary receiver unit **104** under the control of the transmitter processor **204**. Furthermore, the power supply **207** may include a commercially available battery, which may be a rechargeable battery.

In certain embodiments, the transmitter unit **102** is also configured such that the power supply section **207** is capable of providing power to the transmitter for a minimum of about three months of continuous operation, e.g., after having been stored for about eighteen months such as stored in a low-power (non-operating) mode. In one embodiment, this may be achieved by the transmitter processor **204** operating in low power modes in the non-operating state, for example, drawing no more than approximately 1  $\mu$ A of current. Indeed, in one embodiment, a step during the manufacturing process of the transmitter unit **102** may place the transmitter unit **102** in the lower power, non-operating state (i.e., post-manufacture sleep mode). In this manner, the shelf life of the transmitter unit **102** may be significantly improved. Moreover, as shown in FIG. 2, while the power supply unit **207** is shown as coupled to the processor **204**, and as such, the processor **204** is configured to provide control of the power supply unit **207**, it should be noted that within the scope of the present invention, the power supply unit **207** is configured to provide the necessary power to each of the components of the transmitter unit **102** shown in FIG. 2.

Referring back to FIG. 2, the power supply section **207** of the transmitter unit **102** in one embodiment may include a rechargeable battery unit that may be recharged by a separate power supply recharging unit (for example, provided in the receiver unit **104**) so that the transmitter unit **102** may be powered for a longer period of usage time. Moreover, in one embodiment, the transmitter unit **102** may be configured without a battery in the power supply section **207**, in which case the transmitter unit **102** may be configured to receive power from an external power supply source (for example, a battery) as discussed in further detail below.

Referring yet again to FIG. 2, the temperature measurement section **203** of the transmitter unit **102** is configured to monitor the temperature of the skin near the sensor insertion site. The temperature reading is used to adjust the analyte readings obtained from the analog interface **201**. In certain embodiments, the RF transmitter **206** of the transmitter unit **102** may be configured for operation in the frequency band of 315 MHz to 322 MHz, for example, in the United States. Further, in one embodiment, the RF transmitter **206** is configured to modulate the carrier frequency by performing Frequency Shift Keying and Manchester encoding. In one embodiment, the data transmission rate is about 19,200 symbols per second, with a minimum transmission range for communication with the primary receiver unit **104**.

Referring yet again to FIG. 2, also shown is a leak detection circuit **214** coupled to the guard contact (G) **211** and the processor **204** in the transmitter unit **102** of the data monitoring and management system **100**. The leak detection circuit **214** in accordance with one embodiment of the present invention may be configured to detect leakage current in the sensor **101** to determine whether the measured sensor data are corrupt or whether the measured data from the sensor **101** is accurate.

Description of sensor, calibration (singlepoint), and/or exemplary analyte systems that may be employed are described in, for example, U.S. Pat. Nos. 6,134,461, 6,175,752, 6,121,611, 6,560,471, 6,746,582, and elsewhere.

FIG. 3 is a block diagram of the receiver/monitor unit of the data monitoring and management system shown in FIG. 1 in accordance with one embodiment of the present invention. Referring to FIG. 3, the primary receiver unit 104 includes an analyte test strip, e.g., blood glucose test strip interface 301, an RF receiver 302, an input 303, a temperature monitor section 304, and a clock 305, each of which is operatively coupled to a receiver processor 307. As can be further seen from the Figure, the primary receiver unit 104 also includes a power supply 306 operatively coupled to a power conversion and monitoring section 308. Further, the power conversion and monitoring section 308 is also coupled to the receiver processor 307. Moreover, also shown are a receiver serial communication section 309, and an output 310, each operatively coupled to the receiver processor 307.

In one embodiment, the test strip interface 301 includes a glucose level testing portion to receive a manual insertion of a glucose test strip, and thereby determine and display the glucose level of the test strip on the output 310 of the primary receiver unit 104. This manual testing of glucose may be used to calibrate the sensor 101 (FIG. 1) or otherwise. The RF receiver 302 is configured to communicate, via the communication link 103 (FIG. 1) with the RF transmitter 206 of the transmitter unit 102, to receive encoded data signals from the transmitter unit 102 for, among others, signal mixing, demodulation, and other data processing. The input 303 of the primary receiver unit 104 is configured to allow the user to enter information into the primary receiver unit 104 as needed. In one aspect, the input 303 may include one or more keys of a keypad, a touch-sensitive screen, or a voice-activated input command unit. The temperature monitor section 304 is configured to provide temperature information of the primary receiver unit 104 to the receiver processor 307, while the clock 305 provides, among others, real time information to the receiver processor 307.

Each of the various components of the primary receiver unit 104 shown in FIG. 3 is powered by the power supply 306 which, in one embodiment, includes a battery. Furthermore, the power conversion and monitoring section 308 is configured to monitor the power usage by the various components in the primary receiver unit 104 for effective power management and to alert the user, for example, in the event of power usage which renders the primary receiver unit 104 in sub-optimal operating conditions. An example of such sub-optimal operating condition may include, for example, operating the vibration output mode (as discussed below) for a period of time thus substantially draining the power supply 306 while the processor 307 (thus, the primary receiver unit 104) is turned on. Moreover, the power conversion and monitoring section 308 may additionally be configured to include a reverse polarity protection circuit such as a field effect transistor (FET) configured as a battery activated switch.

The serial communication section 309 in the primary receiver unit 104 is configured to provide a bi-directional communication path from the testing and/or manufacturing equipment for, among others, initialization, testing, and configuration of the primary receiver unit 104. Serial communication section 309 can also be used to upload data to a computer, such as time-stamped blood glucose data. The communication link with an external device (not shown) can be made, for example, by cable, infrared (IR) or RF link. The output 310 of the primary receiver unit 104 is configured to provide, among others, a graphical user interface (GUI) such as a liquid crystal display (LCD) for displaying information. Additionally, the output 310 may also include an integrated speaker for outputting audible signals as well as to provide vibration output as commonly found in handheld electronic

devices, such as mobile telephones presently available. In a further embodiment, the primary receiver unit 104 also includes an electro-luminescent lamp configured to provide backlighting to the output 310 for output visual display in dark ambient surroundings.

Referring back to FIG. 3, the primary receiver unit 104 in one embodiment may also include a storage section such as a programmable, non-volatile memory device as part of the processor 307, or provided separately in the primary receiver unit 104, operatively coupled to the processor 307. The processor 307 may be configured to synchronize with a transmitter, e.g., using Manchester decoding or the like, as well as error detection and correction upon the encoded data signals received from the transmitter unit 102 via the communication link 103.

Additional description of the RF communication between the transmitter 102 and the primary receiver unit 104 (or with the secondary receiver unit 106) that may be employed in embodiments of the subject invention is disclosed in application Ser. No. 11/060,365 filed Feb. 16, 2005, now U.S. Pat. No. 8,771,183 entitled "Method and System for Providing Data Communication in Continuous Glucose Monitoring and Management System" the disclosure of which is incorporated herein by reference for all purposes.

Referring to the Figures, in one embodiment, the transmitter unit 102 (FIG. 1) may be configured to generate data packets for periodic transmission to one or more of the receiver units 104, 106, where each data packet includes in one embodiment two categories of data—urgent data and non-urgent data. For example, urgent data such as for example glucose data from the sensor and/or temperature data associated with the sensor may be packed in each data packet in addition to non-urgent data, where the non-urgent data is rolled or varied with each data packet transmission.

That is, the non-urgent data is transmitted at a timed interval so as to maintain the integrity of the analyte monitoring system without being transmitted over the RF communication link with each data transmission packet from the transmitter unit 102. In this manner, the non-urgent data, for example that are not time sensitive, may be periodically transmitted (and not with each data packet transmission) or broken up into predetermined number of segments and sent or transmitted over multiple packets, while the urgent data is transmitted substantially in its entirety with each data transmission.

Referring again to the Figures, upon receiving the data packets from the transmitter unit 102, the one or more receiver units 104, 106 may be configured to parse the received the data packet to separate the urgent data from the non-urgent data, and also, may be configured to store the urgent data and the non-urgent data, e.g., in a hierarchical manner. In accordance with the particular configuration of the data packet or the data transmission protocol, more or less data may be transmitted as part of the urgent data, or the non-urgent rolling data. That is, within the scope of the present disclosure, the specific data packet implementation such as the number of bits per packet, and the like, may vary based on, among others, the communication protocol, data transmission time window, and so on.

In an exemplary embodiment, different types of data packets may be identified accordingly. For example, identification in certain exemplary embodiments may include—(1) single sensor, one minute of data, (2) two or multiple sensors, (3) dual sensor, alternate one minute data, and (4) response packet. For single sensor one minute data packet, in one embodiment, the transmitter unit 102 may be configured to

generate the data packet in the manner, or similar to the manner, shown in Table 1 below.

TABLE 1

Single sensor, one minute of data	
Number of Bits	Data Field
8	Transmit Time
14	Sensor1 Current Data
14	Sensor1 Historic Data
8	Transmit Status
12	AUX Counter
12	AUX Thermistor 1
12	AUX Thermistor 2
8	Rolling-Data-1

As shown in Table 1 above, the transmitter data packet in one embodiment may include 8 bits of transmit time data, 14 bits of current sensor data, 14 bits of preceding sensor data, 8 bits of transmitter status data, 12 bits of auxiliary counter data, 12 bits of auxiliary thermistor 1 data, 12 bits of auxiliary thermistor 2 data and 8 bits of rolling data. In one embodiment of the present invention, the data packet generated by the transmitter for transmission over the RF communication link may include all or some of the data shown above in Table 1.

Referring back, the 14 bits of the current sensor data provides the real time or current sensor data associated with the detected analyte level, while the 14 bits of the sensor historic or preceding sensor data includes the sensor data associated with the detected analyte level one minute ago. In this manner, in the case where the receiver unit 104, 106 drops or fails to successfully receive the data packet from the transmitter unit 102 in the minute by minute transmission, the receiver unit 104, 106 may be able to capture the sensor data of a prior minute transmission from a subsequent minute transmission.

Referring again to Table 1, the Auxiliary data in one embodiment may include one or more of the patient's skin temperature data, a temperature gradient data, reference data, and counter electrode voltage. The transmitter status field may include status data that is configured to indicate corrupt data for the current transmission (for example, if shown as BAD status (as opposed to GOOD status which indicates that the data in the current transmission is not corrupt)). Furthermore, the rolling data field is configured to include the non-urgent data, and in one embodiment, may be associated with the time-hop sequence number. In addition, the Transmitter Time field in one embodiment includes a protocol value that is configured to start at zero and is incremented by one with each data packet. In one aspect, the transmitter time data may be used to synchronize the data transmission window with the receiver unit 104, 106, and also, provide an index for the Rolling data field.

In a further embodiment, the transmitter data packet may be configured to provide or transmit analyte sensor data from two or more independent analyte sensors. The sensors may relate to the same or different analyte or property. In such a case, the data packet from the transmitter unit 102 may be configured to include 14 bits of the current sensor data from both sensors in the embodiment in which 2 sensors are employed. In this case, the data packet does not include the immediately preceding sensor data in the current data packet transmission. Instead, a second analyte sensor data is transmitted with a first analyte sensor data.

TABLE 2

Dual sensor data	
Number of Bits	Data Field
8	Transmit Time
14	Sensor1 Current Data
14	Sensor2 Current Data
8	Transmit Status
12	AUX Counter
12	AUX Thermistor 1
12	AUX Thermistor 2
8	Rolling-Data-1

In a further embodiment, the transmitter data packet may be alternated with each transmission between two analyte sensors, for example, alternating between the data packet shown in Table 3 and Table 4 below.

TABLE 3

Sensor Data Packet Alternate 1	
Number of Bits	Data Field
8	Transmitter Time
14	Sensor1 Current Data
14	Sensor1 Historic Data
8	Transmit Status
12	AUX Counter
12	AUX Thermistor 1
12	AUX Thermistor 2
8	Rolling-Data-1

TABLE 4

Sensor Data Packet Alternate 2	
Number of Bits	Data Field
8	Transmitter Time
14	Sensor1 Current Data
14	Sensor2 Current Data
8	Transmit Status
12	AUX Counter
12	AUX Thermistor 1
12	AUX Thermistor 2
8	Rolling-Data-1

As shown above in reference to Tables 3 and 4, the minute by minute data packet transmission from the transmitter unit 102 (FIG. 1) in one embodiment may alternate between the data packet shown in Table 3 and the data packet shown in Table 4. More specifically, the transmitter unit 102 may be configured in one embodiment to transmit the current sensor data of the first sensor and the preceding sensor data of the first sensor (Table 3), as well as the rolling data, and further, at the subsequent transmission, the transmitter unit 102 may be configured to transmit the current sensor data of the first and the second sensor in addition to the rolling data.

In one embodiment, the rolling data transmitted with each data packet may include a sequence of various predetermined types of data that are considered not-urgent or not time sensitive. That is, in one embodiment, the following list of data shown in Table 5 may be sequentially included in the 8 bits of transmitter data packet, and not transmitted with each data packet transmission of the transmitter (for example, with each 60 second data transmission from the transmitter unit 102).

TABLE 5

Rolling Data		
Time Slot	Bits	Rolling-Data
0	8	Mode
1	8	Glucose1 Slope
2	8	Glucose2 Slope
3	8	Ref-R
4	8	Hobbs Counter, Ref-R
5	8	Hobbs Counter
6	8	Hobbs Counter
7	8	Sensor Count

As can be seen from Table 5 above, in one embodiment, a sequence of rolling data is appended or added to the transmitter data packet with each data transmission time slot. In one embodiment, there may be 256 time slots for data transmission by the transmitter unit 102 (FIG. 1), and where, each time slot is separated by approximately 60 second interval. For example, referring to the Table 5 above, the data packet in transmission time slot 0 (zero) may include operational mode data (Mode) as the rolling data that is appended to the transmitted data packet. At the subsequent data transmission time slot (for example, approximately 60 seconds after the initial time slot (0)), the transmitted data packet may include the analyte sensor 1 calibration factor information (Glucose1 slope) as the rolling data. In this manner, with each data transmission, the rolling data may be updated over the 256 time slot cycle.

Referring again to Table 5, each rolling data field is described in further detail for various embodiments. For example, the Mode data may include information related to the different operating modes such as, but not limited to, the data packet type, the type of battery used, diagnostic routines, single sensor or multiple sensor input, type of data transmission (RF communication link or other data link such as serial connection). Further, the Glucose1-slope data may include an 8-bit scaling factor or calibration data for first sensor (scaling factor for sensor 1 data), while Glucose2-slope data may include an 8-bit scaling factor or calibration data for the second analyte sensor (in the embodiment including more than one analyte sensors).

In addition, the Ref-R data may include 12 bits of on-board reference resistor used to calibrate our temperature measurement in the thermistor circuit (where 8 bits are transmitted in time slot 3, and the remaining 4 bits are transmitted in time slot 4), and the 20-bit Hobbs counter data may be separately transmitted in three time slots (for example, in time slot 4, time slot 5 and time slot 6) to add up to 20 bits. In one embodiment, the Hobbs counter may be configured to count each occurrence of the data transmission (for example, a packet transmission at approximately 60 second intervals) and may be incremented by a count of one (1).

In one aspect, the Hobbs counter is stored in a nonvolatile memory of the transmitter unit 102 (FIG. 1) and may be used to ascertain the power supply status information such as, for example, the estimated battery life remaining in the transmitter unit 102. That is, with each sensor replacement, the Hobbs counter is not reset, but rather, continues the count with each replacement of the sensor 101 to establish contact with the transmitter unit 102 such that, over an extended usage time period of the transmitter unit 102, it may be possible to determine, based on the Hobbs count information, the amount of consumed battery life in the transmitter unit 102, and also, an estimated remaining life of the battery in the transmitter unit 102.

FIG. 4 is a flowchart illustrating a data packet procedure including rolling data for transmission in accordance with one embodiment of the present invention. Referring to FIG. 4, in one embodiment, a counter is initialized (for example, to T=0) (410). Thereafter the associated rolling data is retrieved from memory device, for example (420), and also, the time sensitive or urgent data is retrieved (430). In one embodiment, the retrieval of the rolling data (420) and the retrieval of the time sensitive data (430) may be retrieved at substantially the same time.

Referring back to FIG. 4, with the rolling data and the time sensitive data, for example, the data packet for transmission is generated (440), and upon transmission, the counter is incremented by one (450) and the routine returns to retrieval of the rolling data (420). In this manner, in one embodiment, the urgent time sensitive data as well as the non-urgent data may be incorporated in the same data packet and transmitted by the transmitter unit 102 (FIG. 1) to a remote device such as one or more of the receivers 104, 106. Furthermore, as discussed above, the rolling data may be updated at a predetermined time interval which is longer than the time interval for each data packet transmission from the transmitter unit 102 (FIG. 1).

FIG. 5 is a flowchart illustrating data processing of the received data packet including the rolling data in accordance with one embodiment of the present invention. Referring to FIG. 5, when the data packet is received (510) (for example, by one or more of the receivers 104, 106, in one embodiment, the received data packet is parsed so that the urgent data may be separated from the not-urgent data (520) (stored in, for example, the rolling data field in the data packet). Thereafter the parsed data is suitably stored in an appropriate memory or storage device (530).

In the manner described above, in accordance with one embodiment of the present invention, there is provided method and apparatus for separating non-urgent type data (for example, data associated with calibration) from urgent type data (for example, monitored analyte related data) to be transmitted over the communication link to minimize the potential burden or constraint on the available transmission time. More specifically, in one embodiment, non-urgent data may be separated from data that is required by the communication system to be transmitted immediately, and transmitted over the communication link together while maintaining a minimum transmission time window. In one embodiment, the non-urgent data may be parsed or broken up into a number of data segments, and transmitted over multiple data packets. The time sensitive immediate data (for example, the analyte sensor data, temperature data etc), may be transmitted over the communication link substantially in its entirety with each data packet or transmission.

Accordingly, in one embodiment, there is provided a method including retrieving a first data type, retrieving a second data type, transmitting a first data packet including the first data type and the second data type, updating the second data type, and generating a second data packet including the first data type and the updated second data type.

In one aspect, the first data type may be associated with urgent data, and further, where the second data type may be associated with non-urgent data.

In another aspect, the first data type may include real time analyte data associated with the monitored analyte level of a patient, and further, where the analyte may include glucose. Moreover, in one aspect, the first data type may be related to glucose level information, and the second data type may be related to a predetermined scaling factor associated with the glucose level information.

In still another aspect, the second data type may include one or more of a component status information, a calibration data, or an analyte sensor count information.

Moreover, the second data type and the updated second data type may be different.

The method may also include encrypting the first data packet before transmission. Moreover, the method may also include encrypting the second data packet.

Furthermore, in still another aspect, the method may include transmitting the encrypted second data packet, where the first data packet transmission and the second data packet transmission may be separated by one of approximately 60 seconds, less than five minutes, five minutes, or greater than five minutes.

Additionally, each of the first and second data packets may include a transmit time count which is incremented by an integer value with each subsequent transmission.

A method in accordance with another embodiment may include receiving a data packet, parsing the received data packet such that a first data type and a second data type are retrieved from the received data packet, and wherein the first data type is urgent type data, and the second data type is non-urgent type data.

The urgent type data in one embodiment may include analyte sensor data, and further, where the analyte may include glucose. Moreover, in one aspect, the first data type may be related to glucose level information, and the second data type may be related to a predetermined scaling factor associated with the glucose level information.

The method may further include storing the first data type and the second data type.

An apparatus in accordance with another embodiment of the present invention includes one or more processing units, and a memory for storing instructions which, when executed by the one or more processors, causes the one or more processing units to retrieve a first data type, retrieve a second data type, transmit a first data packet including the first data type and the second data type, update the second data type, and generate a second data packet including the first data type and the updated second data type.

In another aspect, the apparatus may also include an RF transmitter coupled to the one or more processing units, and configured to transmit the first data packet, and the second data packet.

In still another aspect, the apparatus may include a medical module operatively coupled to the one or more processing units and the memory.

The medical module may include a continuous glucose monitoring device.

Furthermore, there may be provided a housing, where the medical module, the one or more processing units and the memory are integrated substantially within the housing.

The various processes described above including the processes performed by the processor 204 in the software application execution environment in the transmitter unit 102 as well as any other suitable or similar processing units embodied in the analyte monitoring system 100 including the processes and routines described in conjunction with FIGS. 4-5, may be embodied as computer programs developed using an object oriented language that allows the modeling of complex systems with modular objects to create abstractions that are representative of real world, physical objects and their inter-relationships. The software required to carry out the inventive process, which may be stored in a memory or storage unit (not shown) of the processor 204 or the transmitter unit 102, may be developed by a person of ordinary skill in the art and may include one or more computer program products.

Various other modifications and alterations in the structure and method of operation of this invention will be apparent to those skilled in the art without departing from the scope and spirit of the invention. Although the invention has been described in connection with specific preferred embodiments, it should be understood that the invention as claimed should not be unduly limited to such specific embodiments. It is intended that the following claims define the scope of the present invention and that structures and methods within the scope of these claims and their equivalents be covered thereby.

What is claimed is:

1. A computer implemented method for communicating rolling data in an analyte monitoring system, comprising:

retrieving with one or more processors a first data type from a storage device, wherein the first data type includes analyte sensor data obtained from an analyte sensor positioned in fluid contact with an interstitial fluid under a skin layer;

retrieving with the one or more processors a predetermined portion of a rolling data from the storage device, each predetermined portion of the rolling data assigned a transmission time slot and includes one or more of the following parameters: operational mode data, analyte sensor slope data, temperature related data, power supply status data, data transmission count data, or analyte sensor scaling factor data;

transmitting during a first transmission time slot a first data packet including the first data type and the predetermined portion of the rolling data assigned to the first transmission time slot to a remote location; and

transmitting during a second transmission time slot a second data packet to the remote location subsequent to the first data packet transmission, the second data packet including the first data type and the predetermined portion of the rolling data assigned to the second transmission time slot for transmission to the remote location; wherein each transmitted data packet comprises the first data type and the predetermined portion of the rolling data.

2. The method of claim 1, wherein the first data type is associated with urgent data, and further, wherein the rolling data is associated with non-urgent data.

3. The method of claim 1, wherein the analyte sensor data includes real time analyte data associated with a monitored analyte level.

4. The method of claim 3, wherein the analyte sensor data includes glucose, and further, wherein the first data type is related to glucose level information, and the rolling data is related to a predetermined scaling factor associated with the glucose level information.

5. The method of claim 1, wherein each of the first and second data packets include a transmit time count which is incremented by an integer value with each subsequent transmission.

6. The method of claim 1, wherein the first data type includes current sensor data and historic sensor data.

7. The method of claim 6, wherein the first data type in the first data packet is current sensor data and the first data type in the second data packet is historic sensor data.

8. The method of claim 7, wherein the historic sensor data includes sensor data that immediately precedes the current sensor data.

9. An apparatus, comprising:

one or more processors; and

a memory storing instructions which, when executed by the one or more processors, causes the one or more

15

processors to retrieve a first data type from a storage device, wherein the first data type includes analyte sensor data obtained from an analyte sensor positioned in fluid contact with an interstitial fluid under a skin layer, to retrieve a predetermined portion of a rolling data from the storage device, each predetermined portion of the rolling data assigned a transmission time slot and includes one or more of operational mode data, analyte sensor slope data, temperature related data, power supply status data, data transmission count data, or analyte sensor scaling factor data, to transmit during a first transmission time slot a first data packet including the first data type and the predetermined portion of the rolling data assigned to the first transmission time slot to a remote location, and to transmit during a second transmission time slot a second data packet to the remote location subsequent to the first data packet transmission, the second data packet including the first data type and the predetermined portion of the rolling data assigned to the second transmission time slot for transmission to the remote location, wherein each transmitted data packet comprises the first data type and the predetermined portion of the rolling data.

10. The apparatus of claim 9, wherein the first data type is associated with urgent data, and further, wherein the rolling data is associated with non-urgent data.

11. The apparatus of claim 9, wherein the analyte sensor data includes real time analyte data associated with the monitored analyte level.

12. The apparatus of claim 11, wherein the analyte sensor data includes glucose, and further, wherein the first data type is related to glucose level information, and the rolling data is related to a predetermined scaling factor associated with the glucose level information.

13. The apparatus of claim 9, wherein each of the first and second data packets include a transmit time count which is incremented by an integer value with each subsequent transmission.

14. The apparatus of claim 9, wherein the first data type includes current sensor data and historic sensor data.

15. The apparatus of claim 14, wherein the first data type in the first data packet is current sensor data and the first data type in the second data packet is historic sensor data.

16

16. The apparatus of claim 15, wherein the historic sensor data includes sensor data that immediately precedes the current sensor data.

17. An apparatus, comprising:  
one or more processors; and

a memory storing instructions which, when executed by the one or more processors, causes the one or more processors to retrieve a first data type from a storage device, wherein the first data type includes analyte sensor data obtained from an analyte sensor positioned in fluid contact with an interstitial fluid under a skin layer, to retrieve a predetermined portion of a rolling data from the storage device, each predetermined portion of the rolling data assigned a transmission time slot and includes one or more of operational mode data, analyte sensor slope data, temperature related data, power supply status data, data transmission count data, or analyte sensor scaling factor data, to transmit during a first transmission time slot a first data packet including the first data type and the predetermined portion of the rolling data assigned to the first transmission time slot to a remote location, to transmit during a second transmission time slot a second data packet to the remote location subsequent to the first data packet transmission, the second data packet including the first data type and the predetermined portion of the rolling data assigned to the second transmission time slot for transmission to the remote location, and to increment a counter value indicative of a power supply status of the apparatus, wherein each transmitted data packet comprises the first data type and the predetermined portion of the rolling data.

18. The apparatus of claim 17, wherein the first data type is associated with urgent data, and further, wherein the rolling data is associated with non-urgent data.

19. The apparatus of claim 17, wherein the first data type includes current sensor data and historic sensor data.

20. The apparatus of claim 19, wherein the first data type in the first data packet is current sensor data and the first data type in the second data packet is historic sensor data.

\* \* \* \* \*

专利名称(译)	用于在通信系统中提供滚动数据的方法和装置		
公开(公告)号	<a href="#">US9095290</a>	公开(公告)日	2015-08-04
申请号	US13/406528	申请日	2012-02-27
[标]申请(专利权)人(译)	雅培糖尿病护理公司		
申请(专利权)人(译)	雅培糖尿病INC.		
当前申请(专利权)人(译)	雅培糖尿病INC.		
[标]发明人	FENNELL MARTIN J SLOAN MARK K		
发明人	FENNELL, MARTIN J. SLOAN, MARK K.		
IPC分类号	A61B5/145 A61B5/00 A61B5/1473 G06F19/00 A61B5/15 H04W72/12 H04W12/02		
CPC分类号	A61B5/0002 A61B5/14532 A61B5/14546 G06F19/3406 H04W72/1247 A61B5/1473 A61B5/1411 H04W12/02 H04W72/1236 G06F19/34 H04W72/12 A61B5/150022 A61B5/150358 A61B5/15087 G16H40/63 H04W12/001 A61B5/0022 H04W72/0446		
其他公开文献	US20120158907A1		
外部链接	<a href="#">Espacenet</a> <a href="#">USPTO</a>		

摘要(译)

公开了用于在医疗系统中提供数据通信的方法和系统。

