



US008290129B2

(12) **United States Patent**  
**Rogers et al.**

(10) **Patent No.:** **US 8,290,129 B2**  
 (45) **Date of Patent:** **\*Oct. 16, 2012**

(54) **MEDICAL MONITORING SYSTEM HAVING  
 MULTIPLE COMMUNICATIONS CHANNELS**

(75) Inventors: **Bobby E. Rogers**, San Diego, CA (US);  
**William R. Marable**, Gurnee, IL (US);  
**Philip N. Eggers**, Poway, CA (US)

(73) Assignee: **CardioNet, Inc.**, Conshohocken, PA  
 (US)

(\*) Notice: Subject to any disclaimer, the term of this  
 patent is extended or adjusted under 35  
 U.S.C. 154(b) by 1750 days.

This patent is subject to a terminal dis-  
 claimer.

(21) Appl. No.: **11/591,180**

(22) Filed: **Oct. 31, 2006**

(65) **Prior Publication Data**

US 2007/0130657 A1 Jun. 7, 2007

**Related U.S. Application Data**

(63) Continuation of application No. 10/737,193, filed on  
 Dec. 15, 2003, now Pat. No. 7,130,396, and a  
 continuation-in-part of application No. 09/841,133,  
 filed on Apr. 23, 2001, now Pat. No. 6,665,385.

(51) **Int. Cl.**

**H04M 11/00** (2006.01)

(52) **U.S. Cl.** ..... **379/106.02**; 379/93.07; 379/38

(58) **Field of Classification Search** ..... 379/38,  
 379/106.02, 93.07

See application file for complete search history.

(56) **References Cited**

**U.S. PATENT DOCUMENTS**

3,478,344 A 11/1969 Schwitzgebel et al.  
 3,768,014 A 10/1973 Smith et al.  
 3,885,552 A 5/1975 Kennedy

3,902,478 A 9/1975 Konopasek et al.  
 3,925,762 A 12/1975 Keitlinger et al.  
 4,173,971 A 11/1979 Karz  
 4,183,354 A 1/1980 Sibley et al.  
 4,211,237 A 7/1980 Nagel  
 4,230,127 A 10/1980 Larson  
 4,241,237 A 12/1980 Paraskevatos et al.  
 4,457,315 A 7/1984 Bennish  
 4,531,527 A 7/1985 Reinhold, Jr. et al.  
 4,535,783 A 8/1985 Marangoni  
 4,598,272 A 7/1986 Cox  
 4,622,979 A 11/1986 Katchis et al.  
 4,630,204 A 12/1986 Mortara

(Continued)

**FOREIGN PATENT DOCUMENTS**

DE 4414907 11/1995

(Continued)

**OTHER PUBLICATIONS**

Biomedical Computer Laboratory, Institute for Biomedical Comput-  
 ing, Washington University, "Progress Report No. 21," Jul. 1, 1984-  
 Jun. 30, 1985, 164 pages.

Savi Wireless—Mobile Cardiac Telemetry Brochure, published by at  
 least May 2009, 12 Pages, Medicomp, Melbourne, Florida.

*Primary Examiner* — Stella Woo

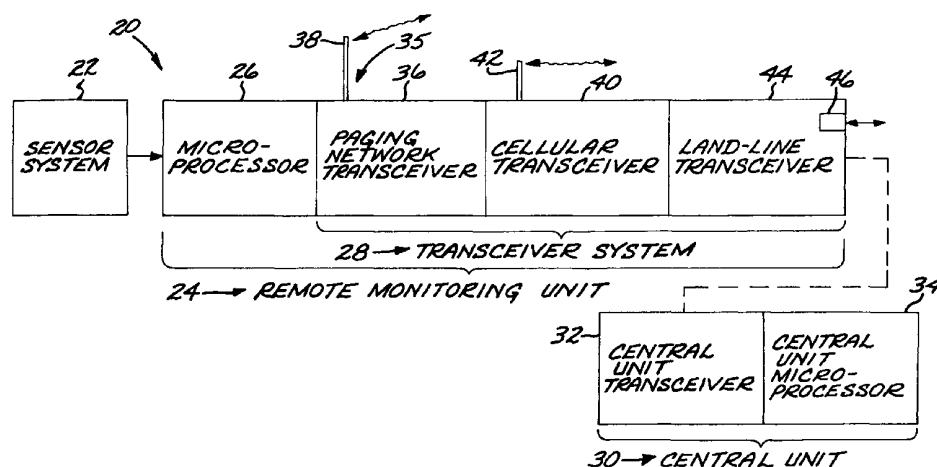
(74) *Attorney, Agent, or Firm* — Fish & Richardson P.C.

(57)

**ABSTRACT**

A device includes a patient-portable remote monitoring unit to monitor one or more physiological characteristics of an individual and convey information characterizing the one or more physiological characteristics to a remote station. The monitoring unit includes a transmitter system capable to employ a selected one of three or more different communications channels to convey the information to the remote station, and a selection unit to select from among the three or more different communications channels for conveying the information to the remote station.

**20 Claims, 1 Drawing Sheet**



## U.S. PATENT DOCUMENTS

4,651,157	A	3/1987	Gray et al.	5,730,143	A	3/1998	Schwarzberg
4,675,656	A	6/1987	Narcisse	5,731,757	A	3/1998	Layson, Jr.
4,706,689	A	11/1987	Man	5,748,103	A	5/1998	Flach et al.
4,742,357	A	5/1988	Rackley	5,749,367	A	5/1998	Gamlyn et al.
4,750,197	A	6/1988	Denekamp et al.	5,749,907	A	5/1998	Mann
4,777,478	A	10/1988	Hirsch et al.	5,752,976	A	5/1998	Duffin et al.
4,785,291	A	11/1988	Hawthorne	5,759,199	A	6/1998	Snell et al.
4,819,860	A	4/1989	Hargrove et al.	5,882,300	A	3/1999	Malinouskas et al.
4,920,489	A	4/1990	Hubelbank et al.	5,891,169	A	4/1999	Boheim et al.
4,938,228	A	7/1990	Righter et al.	5,913,827	A	6/1999	Gorman
4,951,681	A	8/1990	Mortara	5,913,881	A	6/1999	Benz et al.
4,952,928	A	8/1990	Carroll et al.	5,931,791	A	8/1999	Saltzstein et al.
4,958,641	A	9/1990	Digby et al.	5,941,829	A	8/1999	Saltzstein et al.
4,977,899	A	12/1990	Digby et al.	5,944,659	A	8/1999	Flach et al.
5,003,984	A	4/1991	Muraki et al.	5,950,110	A	9/1999	Hendrickson
5,113,869	A	5/1992	Nappholz et al.	5,959,529	A	9/1999	Kail, IV
D326,716	S	6/1992	Mortara	D414,870	S	10/1999	Saltzstein et al.
5,172,698	A	12/1992	Stanko et al.	5,964,794	A	10/1999	Bolz et al.
5,191,891	A	3/1993	Righter	5,966,692	A	10/1999	Langer et al.
5,197,479	A	3/1993	Hubelbank et al.	5,970,986	A	10/1999	Bolz et al.
5,223,844	A	6/1993	Mansell et al.	5,987,352	A	11/1999	Klein et al.
5,226,425	A	7/1993	Righter	5,987,519	A	11/1999	Peifer et al.
5,301,105	A	4/1994	Cummings, Jr.	6,026,008	A	2/2000	Feese
5,309,920	A	5/1994	Gallant et al.	6,038,469	A	3/2000	Karlsson et al.
5,311,197	A	5/1994	Sorden et al.	6,073,046	A	6/2000	Patel et al.
5,318,592	A	6/1994	Schaldach	6,083,248	A	7/2000	Thompson
5,321,618	A	6/1994	Gessman	6,088,608	A	7/2000	Schulman et al.
5,334,974	A	8/1994	Simms et al.	6,093,146	A	7/2000	Filangeri
5,335,664	A	8/1994	Nagashima	6,101,478	A	8/2000	Brown
5,336,245	A	8/1994	Adams	6,102,856	A	8/2000	Groff et al.
5,348,008	A	9/1994	Bornn et al.	6,122,514	A	9/2000	Spaur et al.
5,365,935	A	11/1994	Righter et al.	6,154,674	A	11/2000	Meier
5,389,934	A	2/1995	Kass	6,160,478	A	12/2000	Jacobsen et al.
5,394,879	A	3/1995	Gorman	6,181,966	B1	1/2001	Nigam
5,418,537	A	5/1995	Bird	6,192,274	B1	2/2001	Worzewski
5,421,342	A	6/1995	Mortara	6,225,901	B1	5/2001	Kail
5,422,816	A	6/1995	Sprague et al.	6,245,092	B1	6/2001	Schaldach
5,423,869	A	6/1995	Poore	6,263,243	B1	7/2001	Lang
5,458,123	A	10/1995	Unger	6,287,252	B1	9/2001	Lugo
5,461,365	A	10/1995	Schlager et al.	6,366,871	B1	4/2002	Geva
5,470,233	A	11/1995	Gruchterman et al.	6,466,793	B1	10/2002	Wallstedt et al.
5,479,482	A	12/1995	Grimes	6,564,077	B2	5/2003	Mortara
5,487,755	A	1/1996	Snell et al.	6,665,385	B2 *	12/2003	Rogers et al. .... 379/106.02
5,490,515	A	2/1996	Mortara	6,671,350	B1 *	12/2003	Oxley .... 379/38
5,497,149	A	3/1996	Fast	6,697,655	B2	2/2004	Sueppel et al.
5,503,158	A	4/1996	Coppock et al.	6,871,089	B2	3/2005	Korzinov et al.
5,504,491	A	4/1996	Chapman	7,130,396	B2 *	10/2006	Rogers et al. .... 379/106.02
5,515,419	A	5/1996	Sheffer	7,222,054	B2	5/2007	Geva
5,522,396	A	6/1996	Langer et al.	7,311,665	B2	12/2007	Hawthorne et al.
5,544,661	A	8/1996	Davis et al.	7,542,878	B2	6/2009	Nanikashvili
5,546,950	A	8/1996	Schoeckert et al.	2002/0128804	A1	9/2002	Geva
5,549,113	A	8/1996	Halleck et al.	2002/0143576	A1	10/2002	Nolvak et al.
5,564,429	A	10/1996	Bornn et al.	2002/0181680	A1 *	12/2002	Linder et al. .... 379/106.02
5,568,814	A	10/1996	Gallant et al.	2002/0186821	A1 *	12/2002	Eggers .... 379/38
5,573,506	A	11/1996	Vasko	2003/0028442	A1	2/2003	Wagstaff et al.
5,576,952	A	11/1996	Stutman et al.	2003/0069486	A1	4/2003	Sueppel et al.
5,579,001	A	11/1996	Dempsey et al.	2003/0069487	A1	4/2003	Mortara
5,579,775	A	12/1996	Dempsey et al.	2004/0010201	A1	1/2004	Korzinov et al.
5,581,369	A	12/1996	Righter et al.	2005/0119833	A1	6/2005	Nanikashvili
D377,983	S	2/1997	Sabri et al.	2005/0203349	A1	9/2005	Nanikashvili
5,617,871	A	4/1997	Burrows	2007/0100213	A1	5/2007	Dossas et al. .... 600/300
5,620,472	A	4/1997	Rahbari				
5,626,624	A	5/1997	Schaldach et al.				
5,626,630	A	5/1997	Markowitz et al.				
5,629,678	A	5/1997	Gargano et al.				
5,634,468	A	6/1997	Platt et al.				
5,649,303	A	7/1997	Hess et al.				
5,652,570	A	7/1997	Lepkofker				
5,678,562	A	10/1997	Sellers				
5,704,351	A	1/1998	Mortara et al.				
5,704,364	A	1/1998	Saltzstein et al.				
5,704,366	A	1/1998	Tacklind et al.				
5,713,856	A	2/1998	Eggers et al.				
5,720,770	A	2/1998	Nappholz et al.				
5,720,771	A	2/1998	Snell				
5,724,025	A	3/1998	Tavori				
5,729,197	A	3/1998	Cash				

## FOREIGN PATENT DOCUMENTS

EP	0484880	5/1992
EP	0811959	12/1997
EP	0834846	4/1998
EP	1072994	1/2001
FR	2787905	6/2000
JP	06-502270	3/1994
JP	08-243131	9/1996
WO	94/13197	6/1994
WO	96/25877	8/1996
WO	97/00708	1/1997
WO	99/44494	9/1999
WO	99/56613	11/1999
WO	00/30529	6/2000
WO	00/62663	10/2000

\* cited by examiner

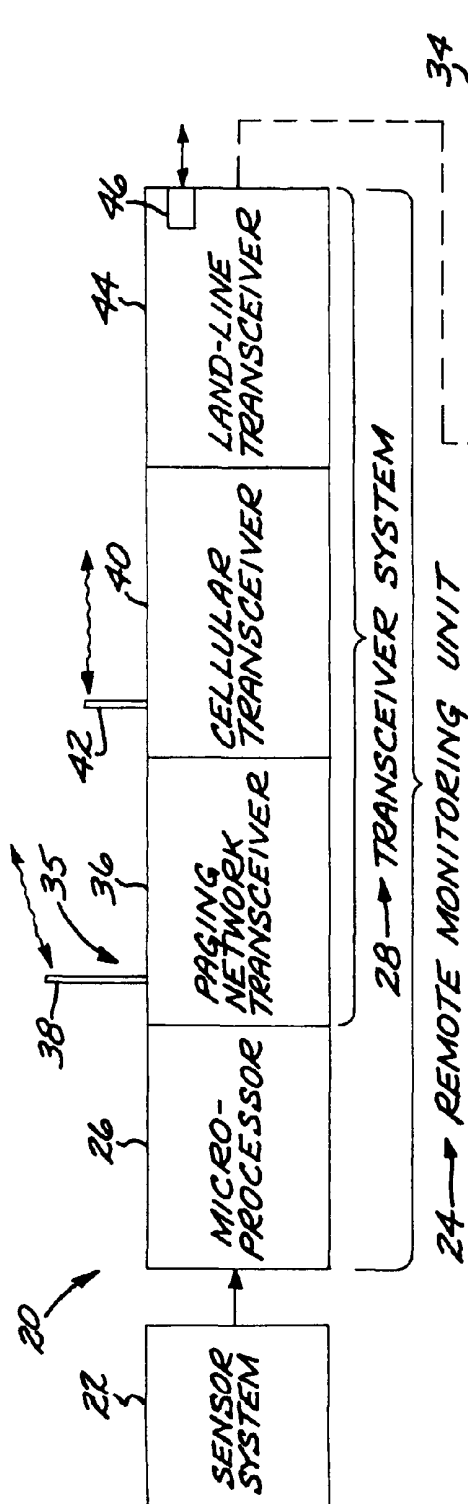


FIG. 1

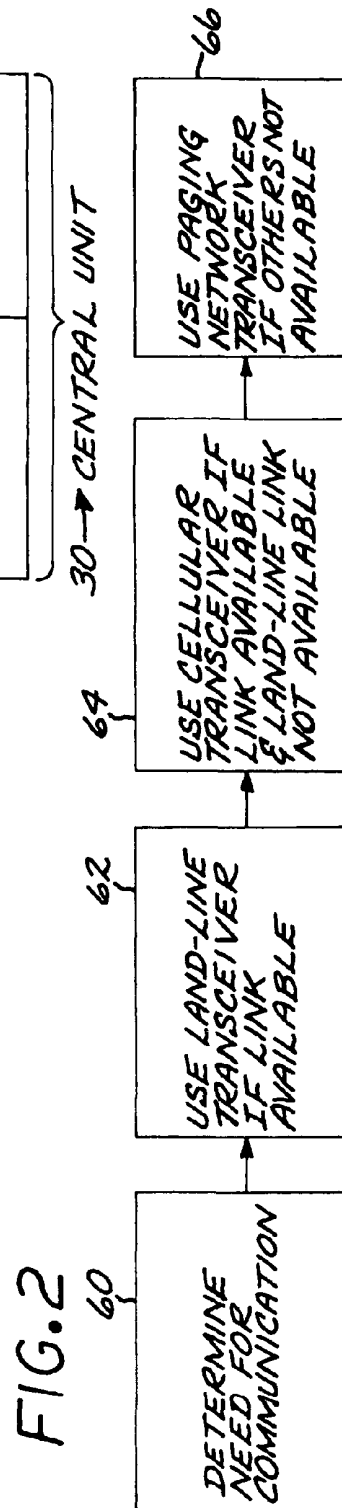


FIG. 2

# MEDICAL MONITORING SYSTEM HAVING MULTIPLE COMMUNICATIONS CHANNELS

## CROSS-REFERENCE TO RELATED APPLICATIONS

This application claims priority under 35 U.S.C. §120: as a continuation application to U.S. application Ser. No. 10/737,193, filed on Dec. 15, 2001 which issued on Oct. 31, 2006 as U.S. Pat. No. 7,130,396; and as a continuation-in-part application to U.S. application Ser. No. 09/841,133, filed on Apr. 23, 2001 which issued on Dec. 16, 2003 as U.S. Pat. No. 6,665,385. Both the U.S. Pat. No. 7,130,396 and the U.S. Pat. No. 6,665,385 patents are incorporated by reference herein in their entirety.

## BACKGROUND

The following description relates to a medical monitoring system having multiple communications channels, e.g., for providing alternative information pathways between a medical monitoring unit and a central monitoring station.

Advances in sensor technology, electronics, and communications have made it possible for physiological characteristics of patients to be monitored even when the patients are ambulatory and not in continuous, direct contact with a hospital monitoring system. For example, U.S. Pat. No. 5,959,529 describes a monitoring system in which the patient carries a remote monitoring unit with associated physiological sensors. The remote monitoring unit conducts a continuous monitoring of one or more physiological characteristics of the patient, such as the patient's heartbeat and its waveform, according to a medical condition of the patient.

An objective of such portable monitoring systems is to establish contact with a central monitoring station (a.k.a., a central unit), which in turn may contact with medical personnel and/or access the patient's medical records. The ability to establish contact allows the central unit to determine the existence of a medical emergency with the patient, and to render medical assistance to the patient during such an emergency. The ability to establish contact is also important psychologically to the patient, so that the patient knows that (s)he is not alone or out of touch. The portable monitoring systems may establish one or more communication links to the central unit through telephone land-lines, when the patient is in a location where land-line telephone access is readily available or through the cellular telephone system when land-line access is not available or an emergency suddenly occurs.

## SUMMARY

The present inventors recognized that existing medical monitoring systems may be hampered by the fact that cellular telephone communication links are not available in many parts of the United States and in other countries. This unavailability arises because the cellular system infrastructure is not in place in relatively remote areas and because cellular telephone signals will not penetrate into many structures even if they are within the range of cellular telephone transceiver cell sites. As a result, the remote monitoring unit is unable to communicate with the central unit from many locations. The patient is therefore unable to obtain emergency assistance in those locations, and consequently feels isolated. Accordingly, the inventors developed various systems and techniques that help ensure wide-area communication availability for remote monitoring units of medical monitoring systems.

The systems and techniques disclosed here may include various combinations of the following features.

In one aspect, a medical monitoring system includes a sensor unit configured to sense one or more physiological characteristics of a patient, a monitoring unit in communication with the sensor unit and operable to communicate information relating to the sensed physiological characteristics to a central unit, and two or more communications channels operable to communicate between the monitoring unit and the central unit. The monitoring unit is operable to specify for transmission a data set that is tailored to a particular communications channel to be used to communicate the information relating to the sensed physiological characteristics to the central unit.

The tailored data set for transmission may be a subset of a full data set or may be information derived from a data set. More generally, the tailored data set may include a data set that is adapted according to one or more parameters of the selected communications channel.

The monitoring unit may further be operable to select a communications channel from among the two or more communications channels, for example, based on one or more predetermined criteria such as the communications channels' relative availability, bandwidth, quality, latency, cost, reliability, and the like. The communications channels may include one or both of wired and wireless communications channels and, further, may include one or more of a land-line telephone network, a cellular telephone network, a paging network and a packet-switched data network.

In another aspect, a portable medical monitoring unit may be controlled by receiving sensor data from a sensor, the received sensor data representative of one or more physiological characteristics of a patient being monitored, selecting a communications channel from among multiple potential communications channels, specifying a data set for transmission to a central unit, the specified data set being adapted to the selected communications channel, and transmitting the specified data set over the selected communications channel to the central unit.

Selecting the communications channel from among the potential communications channels may be based on one or more predetermined criteria such as the communications channels' relative availability, bandwidth, quality, latency, cost and reliability.

Specifying the data set for transmission to the central unit may include adapting the data set according to one or more parameters of the selected communications channel. The specified data set for transmission may include a subset of a full data set or may be information derived from a data set.

The systems and techniques described here may provide one or more of the following advantages. For example, a medical monitoring system having a remote monitoring unit may provide enhanced communications coverage throughout the United States and/or much of the world. This communications coverage may include a wide geographical area and/or locations such as the interiors of buildings that are sometimes unavailable for cellular telephone coverage. This enhanced communications coverage increases the likelihood that the remote monitoring unit will be able to communicate with the central unit under emergency conditions. Equally importantly, the patient being monitored has better peace of mind of knowing that (s)he is rarely, if ever, out of touch with medical assistance. The present approach may be implemented relatively inexpensively, as it can rely on communications infrastructure that already is in place and operating, and it may be adapted to new communications technologies that become available. The remote monitoring unit can be

made to work with this approach with little, if any, increase in size, weight, and/or power consumption to the remote monitoring unit.

Other features and advantages will be apparent from the following description taken in conjunction with the accompanying drawings and the claims.

#### DRAWING DESCRIPTIONS

FIG. 1 is a schematic diagram of a medical monitoring system; and

FIG. 2 is a block flow diagram of a method of operating the multiple communication channels.

#### DETAILED DESCRIPTION

FIG. 1 depicts a medical monitoring system 20 that includes a sensor system 22 having a sensor for monitoring any of a variety of physiological characteristics associated with a patient, for example, a heartbeat waveform, blood pressure, brain signals, blood chemistry, and the like. The sensor system 22 communicates with a remote monitoring unit (RMU) 24 that typically is either carried by the patient or is relatively physically close to the patient. The communication between the sensor system 22 and the remote monitoring unit 24 may be either wired or wireless, such as a short-range radio frequency link.

The remote monitoring unit 24 includes a microprocessor 26 in communication with the sensor system 22. The microprocessor 26 performs computations as may be necessary and oversees the operation of a portable-monitoring unit transceiver system 28 that is also a part of the remote monitoring unit 24. The portable-monitoring-unit transceiver system 28 communicates with a central unit (CU) 30 having a central-unit transceiver system 32 that supports communications of the types found in the portable-monitoring-unit transceiver system 28 and which will be discussed subsequently. The central unit 30 also includes a central unit microprocessor 34 that coordinates the central-unit transceiver system 32 and performs other analytical and control functions. The general features of a preferred form of the medical monitoring system 20, other than those to be discussed subsequently, are described in U.S. Pat. No. 5,959,529, whose disclosure is incorporated by reference.

The portable-monitoring-unit transceiver system 28 includes a third-network transceiver 35. The third-network transceiver 35 may be a two-way paging-network transceiver operable with the paging network. However, the third-network transceiver 35 may be of other types, such as a specialized emergency-network transceiver, a marine-network transceiver, and the like. Alternatively, or in addition, the third-network transceiver 35 may be configured to establish a communication link by other available means, among others, such as wired or wireless networks that implement communications protocols and standards such IP (Internet protocol), WiFi (IEEE 802.11x), WiMax (IEEE 802.16x), and/or GPRS (General Packet Radio Service). Moreover, the third network transceiver may be configured to communicate over either circuit-switched networks (e.g., traditional telephone networks) or over packet-switched data networks.

The example implementation shown in FIG. 1 includes the paging network transceiver 36 and its antenna 38 that selectively establish a third-network link (in this case a paging network link) with the central unit 30. The paging network transceiver 36 operates using the existing paging network available throughout the United States and much of the rest of the world. Communication with the paging network is avail-

able in virtually every part of the United States and in most parts of the rest of the world. It is available in the open, inside buildings, in aircraft, and onboard ships. The paging network originally operated unidirectionally with signals conveyed only from the satellite to the paging unit, but it is now available in a bidirectional form as suggested by the term “transceiver”, an art-recognized contraction of “transmitter/receiver”. That is, the bidirectional paging transceiver 36 may either receive information or send information, via the existing paging system, to the central unit transceiver 32.

The portable-monitoring-unit transceiver system 28 further includes a cellular telephone transceiver 40 and its antenna 42, which may serve as a primary wireless network transceiver. The cellular transceiver 40 selectively establishes a cellular link with the central unit 30. The cellular telephone transceiver 36 operates using the existing network of cell sites available through much of the United States and some of the rest of the world. Cellular communications links are operable in the open, inside most automobiles within range of cell sites, and inside many buildings, but are often not available in some buildings, in aircraft, or onboard ships. The cellular telephone transceiver 40 may either receive information or send information through the cellular network to the central unit transceiver 32.

The portable-monitoring-unit transceiver system 28 further includes a land-line telephone transceiver 44 and its plug jack 46. The land-line telephone transceiver 44 selectively establishes a land-line link with the central unit 30. The land-line telephone transceiver 44 operates using the land-line system (which may also include microwave links of the land-lines and/or may provide one or more of POTS (Plain Old Telephone Service), DSL (Digital Subscriber Line) or ISDN (Integrated Services Digital Network) service) available through much of the United States and much of the rest of the world. Land-line telephone communications links are available through telephone central switching offices wherever there is a plug connection, but the need for physical access to a plug tends to limit the mobility of the patient. The land-line telephone transceiver 44 may either receive information or send information through the land-line system to the central unit transceiver 32.

FIG. 2 depicts a sequence of events that may occur when communication is required between the remote monitoring unit 24 and the central unit 30. A need for communications is first determined (sub-process 60). This sub-process typically occurs when the remote monitoring unit 24 determines that it needs to communicate with the central unit 30, but it may also occur when the central unit 30 determines that it needs to communicate with the remote monitoring unit 24. The former case will be discussed in detail, but the discussion is equally applicable to the latter case.

The land-line transceiver 44 is used if the land-line link is available (sub-process 62). That is, the microprocessor 26 seeks to open a land-line communication link to the central unit 30 through the land-line transceiver 44. If there is no plug in the plug jack 46 or if it is otherwise not possible or feasible to dial up the central unit 30, then the microprocessor 26 seeks to open a cellular link to the central unit 30 through the cellular telephone transceiver 40 (sub-process 64). The use of the land-line transceiver 44 typically is preferred to the use of the cellular telephone transceiver 40, because the land-line communication link tends to be more reliable, more secure, and usually less costly, if available.

If the communication link is established either through the land-line transceiver 44 or the cellular transceiver 40, then the microprocessor 26 uses a first processing routine stored therein that transmits a full data set through either of these

wide-bandwidth communications channels. This is the desired operating mode of the medical monitoring system 20, because its full data capabilities may be employed.

However, as noted above, in some instances neither the land-line link nor the cellular link is available due to reasons such as unavailability of the land line, unavailability of the cellular system, user overload of the cellular system, interference to wireless communications in the frequency band of the cellular system, or the like. In that case, the third-network transceiver 36 is used (sub-process 66) to employ an alternative communications channel such as the paging network or an available wired or wireless packet-switched network, such as the Internet. If the third-network provides a reduced communications bandwidth, e.g., in comparison the cellular or land-lines networks, then the microprocessor 26 may use a second processing routine stored therein that determines and transmits a reduced data set over the paging-network link. In some cases where the sensor system 22 obtains a small amount of data such as a single blood chemistry number, the full data set may be transmitted over the paging network transceiver 36. In other cases where the sensor system 22 obtains much larger amounts of data, such as a heartbeat waveform, then it may not be possible or feasible (e.g., due to network latency or other delays) to transmit the full data set even if data compression techniques are used. The second processing routine is written to select some subset of the data (e.g., the most important) that is gathered by the sensor system 22, and/or to calculate or otherwise generate secondary data from the gathered data (e.g., data derived from, and representative of, the sensed data), for transmission over the paging network transceiver 36. In the case of the heartbeat, for example, the second processing routine may calculate a heart rate (number of beats per minute), amplitude, and waveform characteristics of selected portions of the full heartbeat signal for transmission within the bandwidth constraints of the third-network. The second processing routine would typically not select voice or other audio signals for transmission. This reduced data set, while not as complete as the full data set, is far better and more useful to the central unit 30 in diagnosing and aiding the patient than having no information and no contact at all.

It is possible to perform multiple serial communications between the remote monitoring unit 24 and the central unit 30 to transmit more information, but even in that case it is unlikely that the full data set can be conveyed. The selection of the content of the reduced data set, and thus the content of the second processing routine, is left to the individual situation and type of data being monitored for the individual patient.

More generally, the transceiver system 28 of the remote monitoring unit 24 may employ multiple (i.e., two, three, four or more) different communications channels for communicating information from the remote monitoring unit 24 to the central unit 30. The microprocessor 26 then can rely on predetermined criteria (e.g., such as described in a table, database or software instructions) to select (and/or otherwise specifying or generating) a data set for transmission that is tailored to, or otherwise appropriate for, the particular communications channel being used. The predetermined criteria may be set or altered by a system designer or administrator, or even by a software process automatically, depending on several different factors including the types of physiological characteristics being monitored, the severity of the patient's condition, the available bandwidth, quality, latency, cost and/or reliability of the communications channel to be used, and the like.

The system described above may provide a communications hierarchy based upon a recognition that limited communications is better than no communications in many instances, and a recognition of the tradeoff between factors such as communications availability and bandwidth. Some currently available communications links are summarized in the following table, with the land-line telephone being a wired connection and the other communications links being wireless. However, it is emphasized that the use of the systems and techniques described here is not limited to these types of communications links and includes other presently available and future communications links:

Communications Link	Center Frequency (MHZ)	Bandwidth (Qualitative)
Land-line telephone	—	very high
Analog cellular phone	859	moderate
Digital CDMA cellular phone	800	high
Digital PCS CDMA cellular phone	1900	high
Motorola Reflex paging	900	moderate
Celelemetry paging	859	very low

Thus, in the implementation described above the portable-monitoring-unit transceiver system of the medical monitoring system includes the land-line telephone transceiver and a digital cellular transceiver. However, when communication over these communications links is not available, one or more of the alternative, third-networks (e.g., the paging network) may be used as a backup. Even data communications over a low-bandwidth or moderate-bandwidth paging system is preferable to no communication in many situations.

Although a particular implementation been described in detail for purposes of illustration, various modifications and enhancements may be made, for example, by combining, rearranging or substituting different features or sub-processes for those disclosed above. Accordingly, other embodiments are within the scope of the following claims.

What is claimed is:

1. A device comprising:

a patient-portable remote monitoring unit to monitor one or more physiological characteristics of an individual and convey information characterizing the one or more physiological characteristics to a remote station, the monitoring unit including

a transmitter system capable to employ a selected one of three or more different communications channels to convey the information to the remote station, and

a microprocessor to tailor the information characterizing the one or more physiological characteristics based at least in part on one or more characteristics of a communications channel selected from among the three or more different communications channels for conveying the information to the remote station.

2. The device of claim 1, wherein the transmitter system comprises a first transceiver, a second transceiver, and a third transceiver.

3. The device of claim 1, wherein the transmitter system comprises a packet-switched network transmitter.

4. The device of claim 3, wherein the packet-switched network transmitter comprises a wireless transmitter.

5. The device of claim 1, wherein the transmitter system comprises a pair of wireless transmitters and a single wired transmitter.

6. The device of claim 1, wherein the microprocessor is further configured to tailor the information characterizing the one or more physiological characteristics based at least in part on the physiological characteristics of the individual being monitored.

7. The device of claim 1, further comprising a data storage device to store the information characterizing the one or more physiological characteristics in anticipation of transmission.

8. The device of claim 1, wherein the patient-portable remote monitoring unit comprises a cardiac monitoring unit to monitor electrical characteristics of a heart.

9. The device of claim 1, wherein the transmitter system comprises a wireless radio frequency transmitter.

10. The device of claim 9, wherein the wireless radio frequency transmitter operates in accordance with IEEE 802.11.

11. A method comprising:  
monitoring one or more physiological characteristics of an individual with a patient-portable device;  
selecting a first communication channel from among a collection of three or more communication channels for communicating information characterizing the one or more physiological characteristics of the individual;  
tailoring information characterizing the one or more physiological characteristics based at least in part on one or more characteristics of the selected first communications channel; and  
transmitting the tailored information to a remote station.

12. The method of claim 11, wherein selecting the first communication channel comprises:

determining that a second communication channel is unavailable; and

selecting the first communication channel based at least in part on the unavailability of the second communication channel.

13. The method of claim 12, wherein determining that the second communication channel is unavailable comprises determining that a land-line communication channel is unavailable.

14. The method of claim 12, wherein selecting the first communication channel further comprises:

determining that a third communication channel is unavailable; and

selecting the first communication channel based at least in part on the unavailability of the third communication channel.

15. The method of claim 11, wherein monitoring the one or more physiological characteristics comprises continuously monitoring the one or more physiological characteristics.

16. The method of claim 11, wherein the tailoring further comprises tailoring the information based at least in part on the one or more physiological characteristics of the individual being monitored.

17. The method of claim 11, wherein transmitting information to the remote station comprises transmitting the information over a point-to-point wireless connection.

18. The method of claim 11, wherein transmitting information to the remote station comprises transmitting the information using a wireless radio frequency transmitter.

19. A device comprising:

a patient-portable remote cardiac monitoring unit to monitor electrical characteristics of a heart, the monitoring unit comprising:

a line transmission system to transmit information characterizing the electrical characteristics of the heart to a remote station, the line transmission system including a plug dimensioned to receive a tangible line to connect to a first communication channel;

a first wireless transmission system to transmit information characterizing the electrical characteristics of the heart to the remote station, the first wireless transmission system including a first wireless transmitter to connect to a second communication channel;

a second wireless transmission system to transmit information characterizing the electrical characteristics of the heart to the remote station, the second wireless transmission system including a second wireless transmitter to connect to a third communication channel; and

a microprocessor to tailor a set of information characterizing the electrical characteristics of the heart based at least in part on one or more characteristics of a communications channel selected from among the first communication channel, the second communication channel, and the third communication channel for transmission of the tailored set of information characterizing the electrical characteristics of the heart to the remote station, wherein the microprocessor selects from among the first communication channel, the second communication channel, and the third communication channel based at least in part on unavailability of one or more of the other communication channels.

20. The device of claim 19, wherein the first wireless transmitter comprises a packet-switched network transmitter.

\* \* \* \* \*

专利名称(译)	具有多个通信信道的医疗监控系统		
公开(公告)号	<a href="#">US8290129</a>	公开(公告)日	2012-10-16
申请号	US11/591180	申请日	2006-10-31
申请(专利权)人(译)	CARDIONET, INC., A CALIFORNIA CORPORATION		
当前申请(专利权)人(译)	CARDIONET INC.		
[标]发明人	ROGERS BOBBY E MARABLE WILLIAM R EGGERS PHILIP N		
发明人	ROGERS, BOBBY E. MARABLE, WILLIAM R. EGGERS, PHILIP N.		
IPC分类号	H04M11/00 A61B5/00 G06Q50/00 G08B29/16		
CPC分类号	G06F19/3418 G08B25/004 A61B5/0022 Y10S128/903 Y10S128/904 G16H40/67		
代理机构(译)	FISH & RICHARDSON P.C.		
其他公开文献	US20070130657A1		
外部链接	<a href="#">Espacenet</a> <a href="#">USPTO</a>		

# 摘要(译)

一种装置包括患者便携式远程监测单元，用于监测个体的一种或多种生理特征，并将表征所述一种或多种生理特征的信息传达给远程站。监视单元包括能够使用三个或更多个不同通信信道中的所选择的一个来将信息传送到远程站的发送器系统，以及用于从三个或更多个不同的通信信道中进行选择以将信息传送到远程站的选择单元。远程站。

