



US 20050267339A1

(19) **United States**

(12) **Patent Application Publication** (10) **Pub. No.: US 2005/0267339 A1**

Beckmann et al.

(43) **Pub. Date: Dec. 1, 2005**

(54) **PATIENT CARE UNIT WITH A BED**

(52) **U.S. Cl.** **600/301; 600/509; 600/485; 600/309; 5/600**

(76) **Inventors: Udo Beckmann, Stockelsdorf (DE); Henning Gerder, Lubeck (DE)**

Correspondence Address:
MCGLEW & TUTTLE, PC
P.O. BOX 9227
SCARBOROUGH STATION
SCARBOROUGH, NY 10510-9227 (US)

(57) **ABSTRACT**

A patient care unit (1) with a bed for accommodating a patient makes possible undisturbed accessibility to the patient by avoiding cable connections between sensors at the patient and the measuring instruments or treating devices (2) belonging to them. The patient care unit (1) has a receiving unit for receiving sensor signals of the patient, transmission features for passing on the sensor signals to a transmitting unit in the patient care unit (1) or to a cable connection (4) for connecting the patient care unit (1) to the power supply, so that the sensor signals enter measuring instruments or treating devices (2) that belong to them for the evaluation of the sensor signals in a wireless manner or via the power supply.

(21) **Appl. No.: 11/058,623**

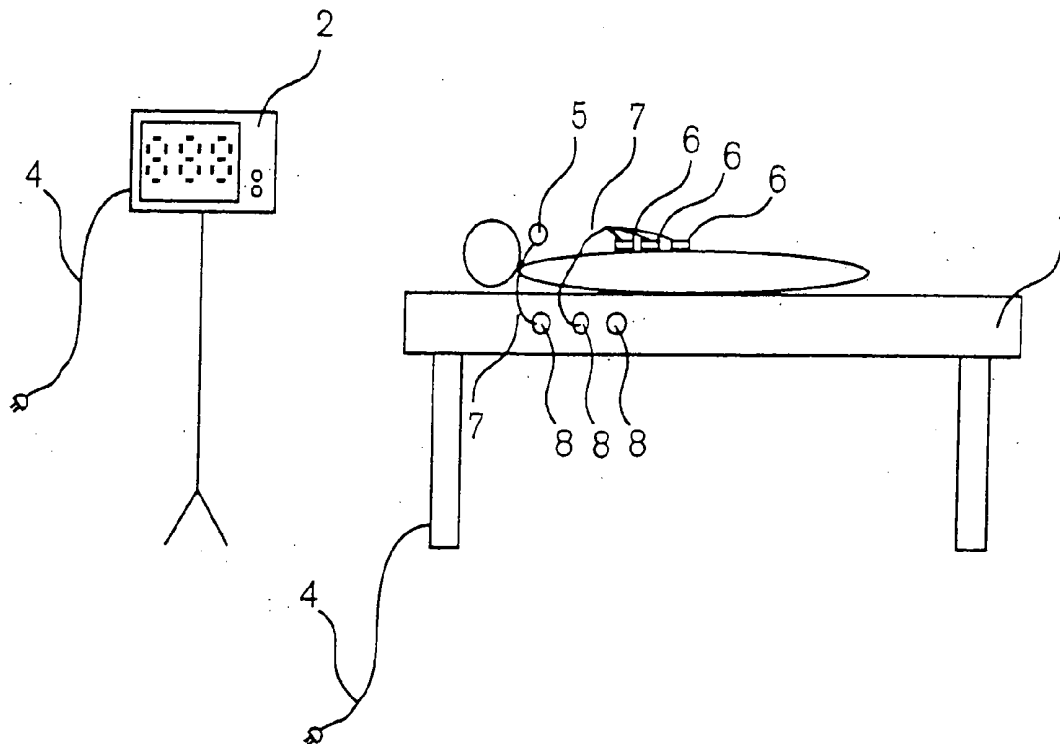
(22) **Filed: Feb. 15, 2005**

(30) **Foreign Application Priority Data**

May 26, 2004 (DE)..... 10 2004 025 797.3

Publication Classification

(51) **Int. Cl.⁷** **A61B 5/00; A61B 5/02; A61B 5/04; A47B 71/00**



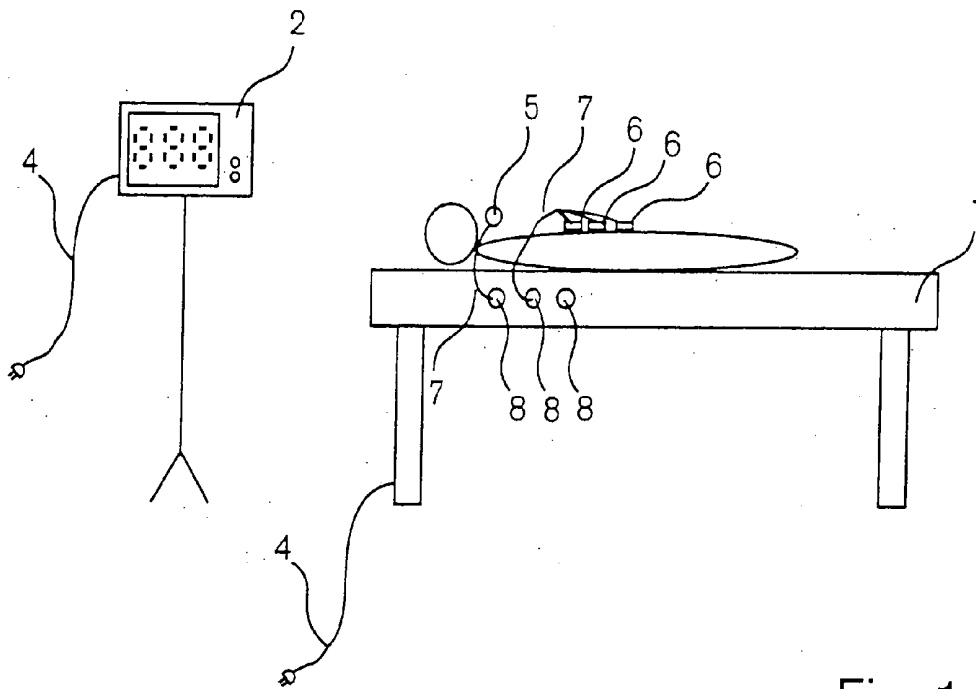


Fig. 1

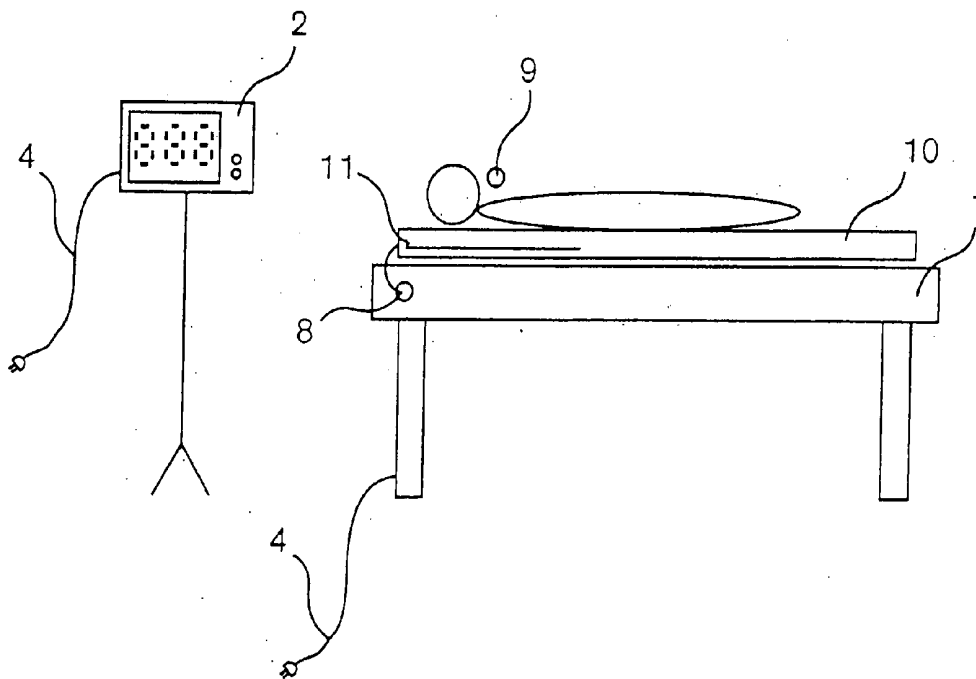


Fig. 2




Fig. 3

PATIENT CARE UNIT WITH A BED

CROSS REFERENCE TO RELATED APPLICATIONS

[0001] This application claims the benefit of priority under 35 U.S.C. § 119 of German Patent Application DE 10 2004 025 797.3 filed May 26, 2004, the entire contents of which are incorporated herein by reference.

FIELD OF THE INVENTION

[0002] The present invention pertains to a patient care unit with a bed for accommodating a patient.

BACKGROUND OF THE INVENTION

[0003] During a medical treatment, for example, surgery or stay in an intensive care unit, it is necessary to use various measuring instruments in the vicinity of the patient for monitoring physiological vital parameters (measured variables) of the patient, who is located, in general, on a patient care unit with a bed, for example, on an operating (OP) table.

[0004] The measuring instruments receive sensor signals, the sensors being used are, for example, sensors for measuring the oxygen saturation or the oxygen concentration, as well as sensors for measuring the CO₂ concentration in the breathing air. Other sensor signals are generated by EKG electrodes. CCD (Charge Coupled Device) sensors are also used for image transmission to a monitor in minimally invasive surgery. The sensor signals are bound, in general, to lines, i.e., they are transmitted via electric lines to the particular measuring instruments, which are located, as a rule, outside the patient's direct area. The energy supply for the sensors is also provided mostly via electric lines, which are optionally integrated in a cable bundle.

[0005] A prior-art telemetry system for the transmission of EKG and sensor signals for the oxygen saturation of the blood has the drawback that a relatively high transmitting power must be selected in order to reliably make it possible to reach ranges of several meters. This may be associated with undesired physiological effects of electromagnetic fields on the body. In addition, the cable bundling and consequently the signal bundling of the individual sensors take place via a so-called "pod," a cable connector, which lies loosely in a disturbing manner. In addition, a cable must be laid from the pod to the measuring instrument or to the monitor. In general, a plurality of measuring instruments and/or treating devices must be additionally networked with one another via lines, so that, on the whole, a plurality of electric cables hinder undisturbed access to the patient.

SUMMARY OF THE INVENTION

[0006] Thus, the object of the present invention is to provide a patient care unit with a bed for receiving a patient, which makes possible undisturbed accessibility to the patient for the medical personnel and makes it possible to set up the measuring instruments or treating devices independently from the position of the sensors belonging to them at the patient.

[0007] According to the invention, a patient care unit is provided with a bed for accommodating a patient and with means for receiving sensor signals of the patient as well as means for passing on the sensor signals to a transmitting unit

in the patient care unit or to a cable connection for connecting the patient care unit to the power supply. The sensor signals reach the corresponding measuring instruments or treating devices for evaluating the sensor signals in a wireless manner or via the power supply.

[0008] An essential advantage of the present invention is the use of the patient care unit directly as a connection unit for the sensors at the patient, who is located on the bed of the patient care unit, so that the laying of cables from the patient to the corresponding measuring instruments or treating devices is practically eliminated and the hygienic conditions can thus also be improved because no cables will lie around any longer in the area of the patient and on the floor.

[0009] The means for receiving sensor signals of the patient may comprise electric sensor connection lines and the terminals, which belong to them and can be preferably connected via plug type connections, or they have an inductive design.

[0010] The patient care unit or bed support may be provided with at least one receiving antenna for receiving sensor signals of the patient.

[0011] The sensor signals of the patient may be related to measured physiological variables, especially blood pressure, oxygen and/or CO₂ concentration in the blood, and electrode signals from said EKG electrodes.

[0012] Electric lines may be present for passing on the sensor signals into the patient care unit.

[0013] The patient care unit may be an operating table or a hospital bed. The treating device may be an anesthesia apparatus or a respirator.

[0014] Exemplary embodiments of the present invention will be described below on the basis of the figures. The various features of novelty which characterize the invention are pointed out with particularity in the claims annexed to and forming a part of this disclosure. For a better understanding of the invention, its operating advantages and specific objects attained by its uses, reference is made to the accompanying drawings and descriptive matter in which preferred embodiments of the invention are illustrated.

BRIEF DESCRIPTION OF THE DRAWINGS

[0015] In the drawings:

[0016] **FIG. 1** is a schematic view of a patient care unit with a patient with sensors and a measuring instrument belonging to it;

[0017] **FIG. 2** is a schematic view of a patient care unit with a bed support with a receiving antenna; and

[0018] **FIG. 3** is a top view of the bed of the patient care unit with an integrated inductance for receiving the sensor signals and an optional energy supply unit for the sensors.

DESCRIPTION OF THE PREFERRED EMBODIMENTS

[0019] Referring to the drawings in particular, the patient care unit **1** in **FIGS. 1 and 2** is an operating (OP) table or a hospital bed, which is located, for example, in an intensive care unit of a hospital. The patient care unit **1** is connected via a cable connection **4** to the power supply with a usual a.c.

voltage of 230 or 110 V, which is usually used for the electric adjustment of the table or bed. The measuring instruments **2** for the sensors are likewise connected to the power supply via at least one cable connection **4**. The sensors used at the patient are, for example, a CO₂ sensor **5** or EKG electrodes **6** with sensor connection lines **7**. The patient care unit **1** is used directly as a connection unit for the sensors and thus assumes the task of a cable concentrator. The connection to the patient care unit **1** is performed either via an electric contacting by means of the sensor connection lines **7** and the corresponding terminals **8** or inductively, for example, by means of a suction foot or suction foot plug. The analog sensor signals are preferably digitized directly in the sensor head in order to guarantee the interference-free transmission of the data. The sensors are likewise supplied with energy via the terminals **8** of the patient care unit **1**. The optionally digitized sensor signals are passed on to the corresponding measuring instruments and/or optionally treating devices **2** preferably via the power supply. These measuring instruments and/or treating devices **2** may be, in principle, any line-powered devices, such as operating tables, hospital beds, heating mattresses, anesthesia apparatus or respirators and monitoring devices. The signal or data connection via the power supply is still present even in case of devices that are equipped with an emergency power supply or have a battery mode of operation for the case of a possible power failure. As an alternative, the signal transmission takes place in a wireless manner by means of radio (of a transmitting unit incorporated in the patient care unit **1**) from the patient care unit **1** to the measuring instruments or treating devices **2**.

[0020] According to FIG. 2, at least one receiving antenna **11** is integrated in the patient care unit **1** or in the bed support **10** in order to receive the sensor signals from the wireless, battery-operated sensors **9** and to subsequently forward them as described. Such battery-operated sensors **9** are, for example, temperature sensors, which are attached to the patient's body by means of adhesive elements, or CO₂ sensors. This embodiment has the advantage that the necessary transmission power of the sensors can be very low (μW), which minimizes the possible physiological action on the patient, because the transmission path to be bridged over up to the patient care unit **1** is only a few cm. An optional variant of this embodiment uses the so-called intrabody communication, in which the data are passed on via the patient's body, for the data transmission between the sensors and the collection point in the patient care unit **1**.

[0021] The data transmission between a sensor at the patient and the patient care unit **1** may also be carried out inductively, by means of a coil, over a distance of a few cm, by integrating a large inductance **13** in the patient care unit **1** or in the bed support (FIG. 3). The actuating unit of the inductance **13** and the data digitization by means of a converter **14** is preferably integrated in the patient care unit **1**. To minimize interferences from the environment, a directed reading cone is preferably used. At the same time, sensors with very low power consumption (μW) can be supplied with energy in this manner, corresponding to the transponder principle.

[0022] While specific embodiments of the invention have been shown and described in detail to illustrate the application of the principles of the invention, it will be understood that the invention may be embodied otherwise without departing from such principles.

What is claimed is:

1. A patient care unit with a bed for accommodating a patient with:

- a) means for receiving sensor signals of the patient;
- b) means for passing on the sensor signals to a transmitting unit in the patient care unit or to a cable connection for connecting the said patient care unit to a power supply, so that
- c) the sensor signals reach said corresponding measuring instruments or treating devices for evaluating the sensor signals in a wireless manner or via the power supply.

2. A patient care unit in accordance with claim 1, wherein the means for receiving sensor signals of the patient comprise electric sensor connection lines and terminals associated therewith.

3. A patient care unit in accordance with claim 1, wherein the patient care unit or a bed support is provided with a receiving antenna for receiving sensor signals of the patient.

4. A patient care unit in accordance with claim 1, wherein the sensor signals of the patient are related to measured physiological variables, especially blood pressure, oxygen and/or CO₂ concentration in the blood, and electrode signals from said EKG electrodes.

5. A patient care unit in accordance with claim 1, wherein electric lines are present for passing on the sensor signals into the patient care unit.

6. A patient care unit in accordance with claim 1, wherein the patient care unit is an operating table or a hospital bed.

7. A patient care unit in accordance with claim 1, wherein the treating device is an anesthesia apparatus or a respirator.

8. A patient care unit in accordance with claim 2, wherein said electric sensor connection lines and terminals are connected via plug type connections, or have an inductive coupling.

9. A patient care unit system, comprising:

a measuring instrument or treating device;

a patient care unit bed for accommodating a patient;

receiving means for receiving sensor signals of the patient, said receiving means being connected to said bed;

transmitting unit connected to the bed or a cable connection connected to the bed for connecting the bed to a power supply;

transmission means for passing on the sensor signals from the receiving means to said transmitting unit or to said cable connection, so that said sensor signals reach said corresponding measuring instruments or treating devices for evaluating the sensor signals in a wireless manner or via the power supply.

10. A system in accordance with claim 8, wherein said receiving means comprise electric sensor connection lines and terminals, which belong to them and can be preferably

connected via plug type connections, or they have an inductive design.

11. A system in accordance with claim 8, wherein the system or a bed support is provided with a receiving antenna for receiving sensor signals of the patient.

12. A system in accordance with claim 8, wherein the sensor signals of the patient are related to measured physiological variables, especially blood pressure, oxygen and/or CO₂ concentration in the blood, and electrode signals from said EKG electrodes.

13. A system in accordance with claim 8, wherein electric lines are present for passing on the sensor signals into the system.

14. A system in accordance with claim 8, wherein the system is an operating table or a hospital bed.

15. A system in accordance with claim 8, wherein the treating device is an anesthesia apparatus or a respirator.

* * * * *

专利名称(译)	带病床的病人护理室		
公开(公告)号	US20050267339A1	公开(公告)日	2005-12-01
申请号	US11/058623	申请日	2005-02-15
[标]申请(专利权)人(译)	贝克曼UDO GERDER HENNING		
申请(专利权)人(译)	贝克曼UDO GERDER HENNING		
当前申请(专利权)人(译)	德尔格AG & CO.KGAA		
[标]发明人	BECKMANN UDO GERDER HENNING		
发明人	BECKMANN, UDO GERDER, HENNING		
IPC分类号	A47B71/00 A61B5/00 A61B5/02 A61B5/0205 A61B5/04 A61G7/00 A61G7/05 A61G13/00		
CPC分类号	A61B5/0002 A61B5/0205 A61B5/145 H04B2203/5433 A61B5/6892 A61G7/05 A61B5/6887		
优先权	102004025797 2004-05-26 DE		
其他公开文献	US7708690		
外部链接	Espacenet USPTO		

摘要(译)

具有用于容纳患者的床的患者护理单元 (1) 通过避免患者的传感器与属于它们的测量仪器或治疗装置 (2) 之间的电缆连接而使患者可以不受干扰地进入。患者护理单元 (1) 具有用于接收患者的传感器信号的接收单元，用于将传感器信号传递到患者护理单元 (1) 中的发送单元或用于连接患者护理单元 (1) 的电缆连接 (4) 的传输特征。患者护理单元 (1) 连接到电源，使得传感器信号进入测量仪器或属于它们的治疗装置 (2)，用于以无线方式或通过电源评估传感器信号。

