



US 20070038141A1

(19) **United States**

(12) **Patent Application Publication**
KOCH

(10) **Pub. No.: US 2007/0038141 A1**

(43) **Pub. Date: Feb. 15, 2007**

(54) **TEMPERATURE-MEASURING DEVICE
WITH FUNCTION INDICATOR**

Publication Classification

(75) Inventor: **Jochim KOCH**, Ratzeburg (DE)

(51) **Int. Cl.**

Correspondence Address:
MCGLEW & TUTTLE, PC
P.O. BOX 9227
SCARBOROUGH STATION
SCARBOROUGH, NY 10510-9227 (US)

A61B 5/00 (2006.01)

G01K 13/00 (2007.01)

(52) **U.S. Cl.** **600/549**

(73) Assignee: **DRAGER MEDICAL AG & Co. KG**,
Lubeck (DE)

(57)

ABSTRACT

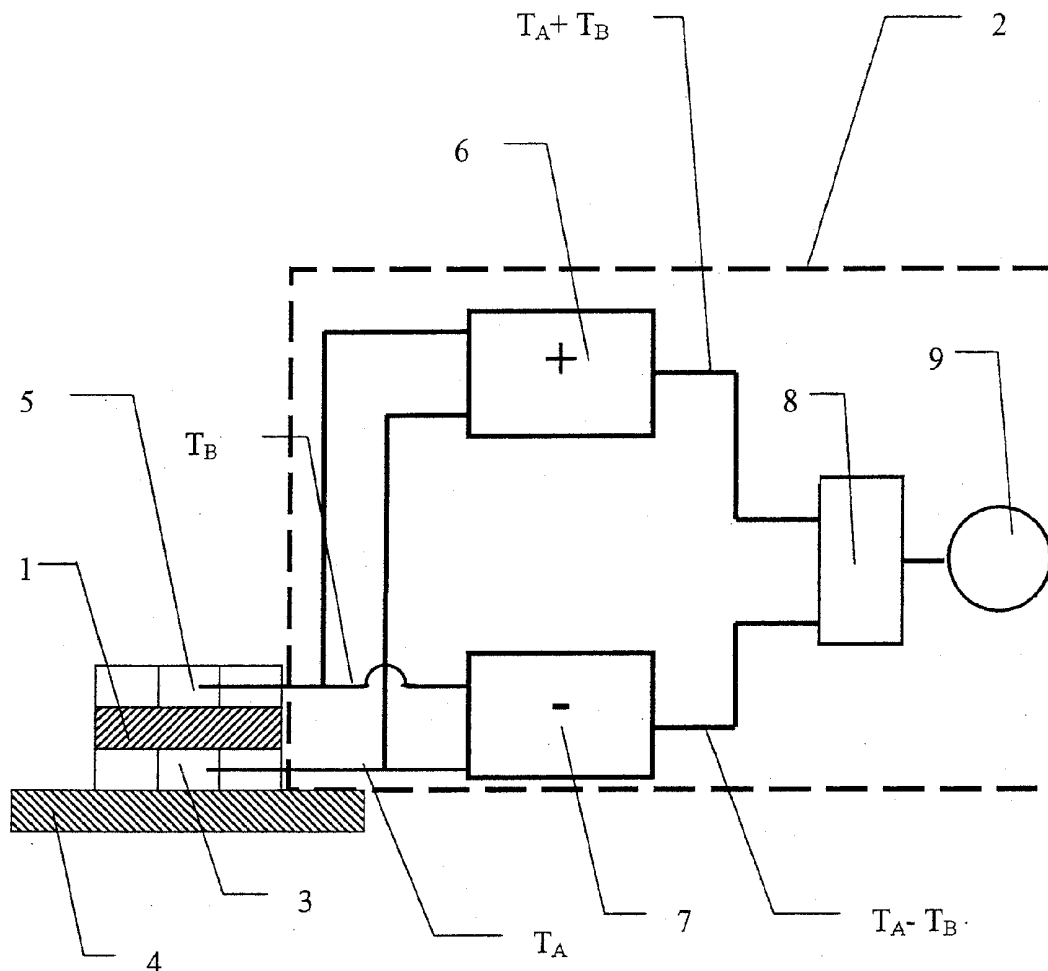
(21) Appl. No.: **11/426,670**

A function indicator for a dual temperature sensor, which indicates the falling off of the sensor from the skin surface (4) of a patient. An evaluating device (2) determines the body temperature from a first measured temperature value (T_A) and determines the contact of the dual temperature sensor (1) with the skin surface (4) by comparison of the measured temperature values T_A and T_B .

(22) Filed: **Jun. 27, 2006**

(30) **Foreign Application Priority Data**

Aug. 11, 2005 (DE)..... 10 2005 037 921.4



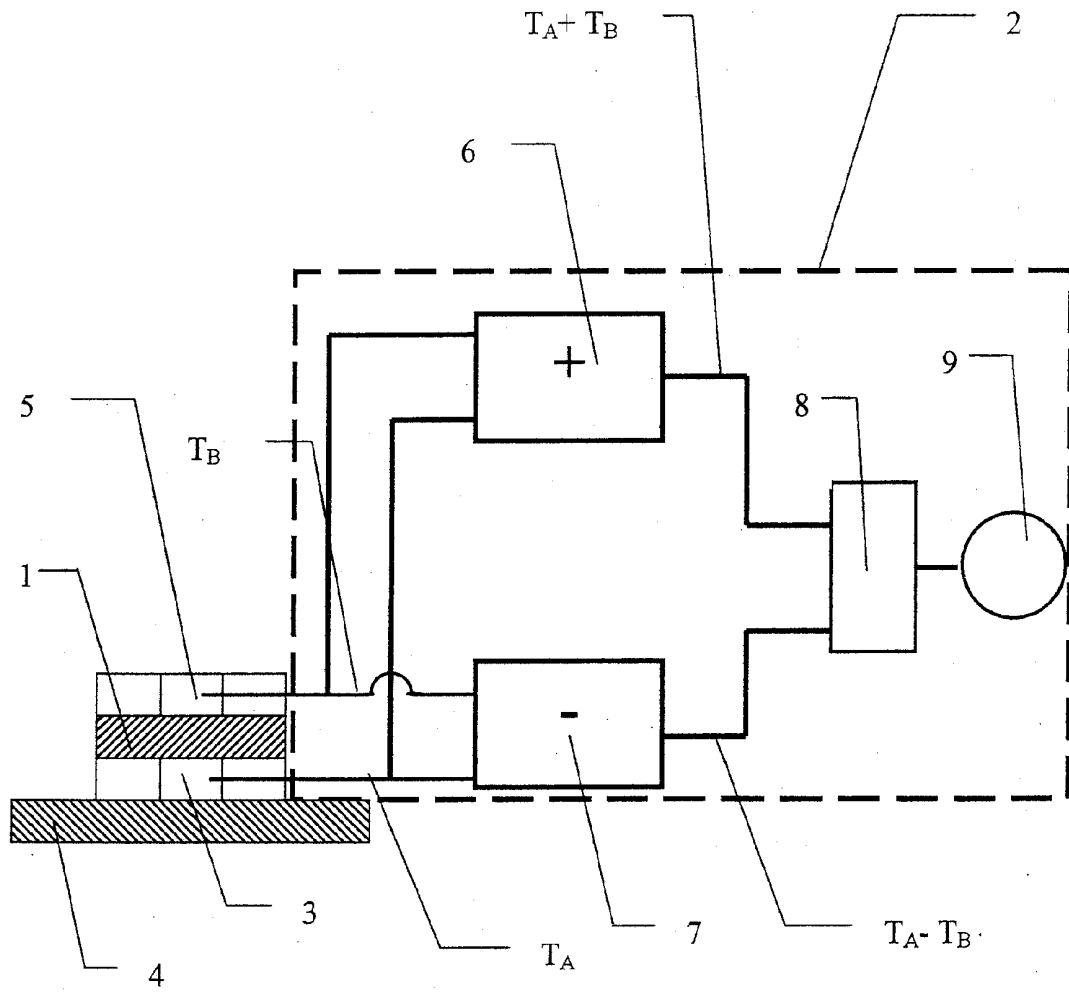


Fig. 1

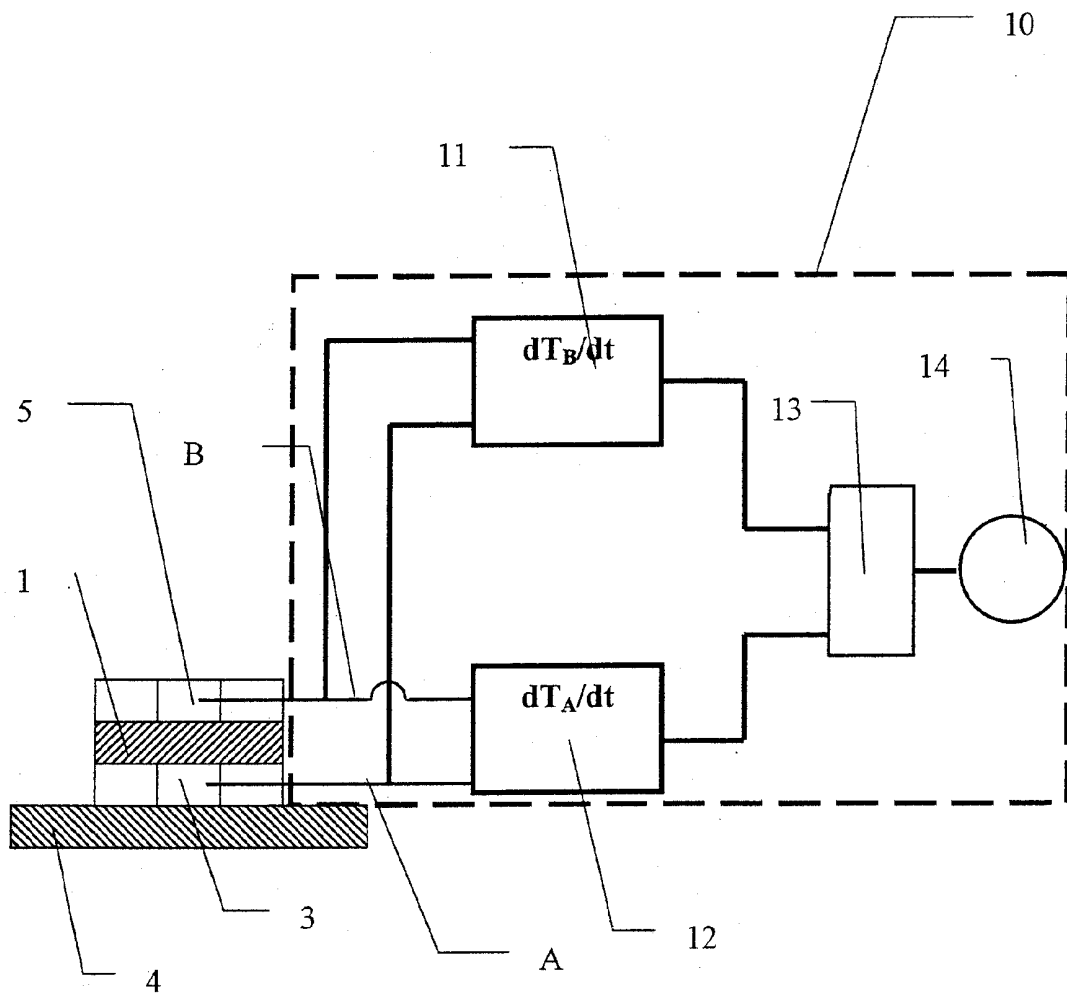


Fig. 2

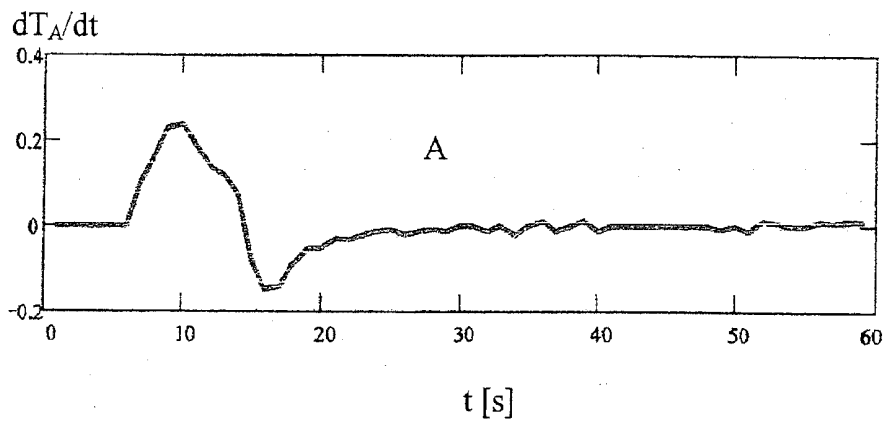


Fig. 3

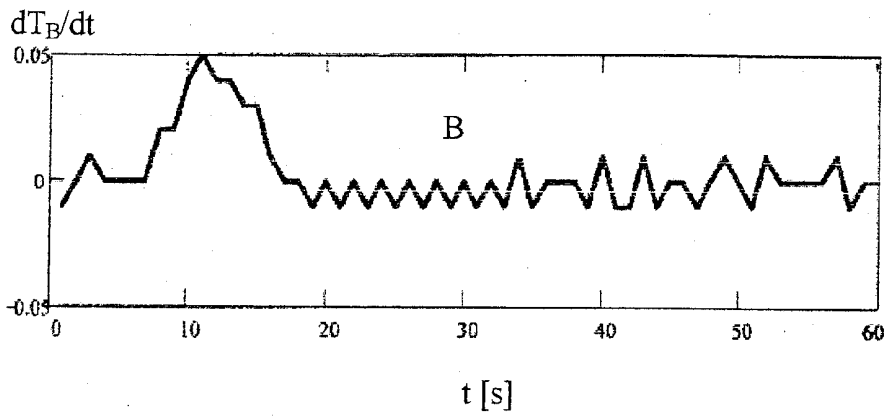


Fig. 4

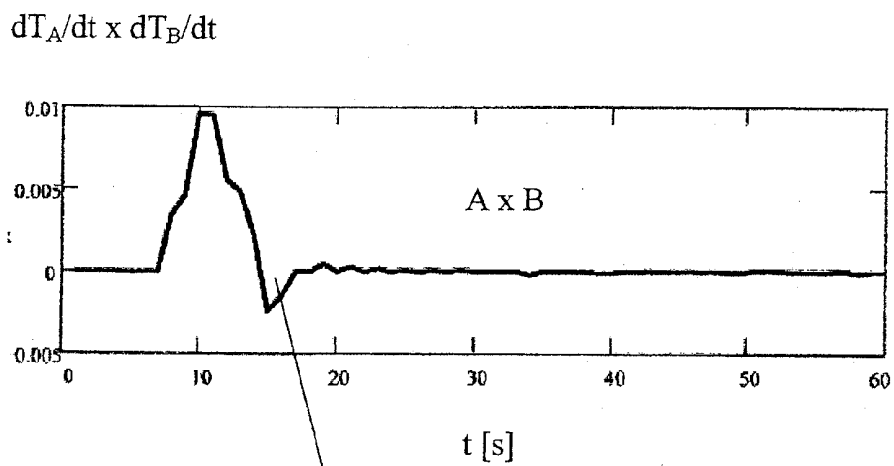


Fig. 5

15

**TEMPERATURE-MEASURING DEVICE WITH
FUNCTION INDICATOR****CROSS REFERENCE TO RELATED
APPLICATIONS**

[0001] This application claims the benefit of priority under 35 U.S.C. § 119 of German Patent Application DE 10 2005 037 921.4 filed Aug. 11, 2005, the entire contents of which are incorporated herein by reference.

FIELD OF THE INVENTION

[0002] The present invention pertains to a temperature-measuring device with a first temperature sensor and with a second temperature sensor, which are arranged in the form of a dual temperature sensor opposite each other, wherein either the first temperature sensor or the second temperature sensor is in contact with the skin surface of a patient for detecting a first measured temperature value, while the temperature sensor arranged opposite with the second measured temperature value is thermally coupled with the temperature in the environment of the measuring point.

BACKGROUND OF THE INVENTION

[0003] A temperature-measuring device with a dual temperature sensor is known from DE 101 39 705 A1. In the prior-art dual temperature sensor, two temperature sensors are arranged on opposite sides of a sensor housing, thermally insulated from one another. One of the temperature sensors is directly in contact with the surface of the patient's skin, while the other temperature sensor measures the temperature in the environment. The dual temperature sensor can be attached to the skin in different ways. In case of temperature measurements on the head, a head band made of an elastic material, which can be adapted to the shape of the head especially well, is suitable. The dual temperature sensor is frequently attached with adhesive strips in case of temperature measurements in the abdominal region. The manner of attaching also depends on the patient's physical activity.

[0004] If the dual temperature sensor is not arranged properly or if there is increased physical activity, it may happen that the dual temperature sensor separates from the skin surface and the temperature measurement is interrupted. The falling off of the dual temperature sensor from the skin surface must be indicated in a short time in case of medical applications in order for the interruption of the measured data acquisition to be limited to the absolute minimum. This is especially important when the temperature is used as a parameter for a temperature or heating output regulation.

[0005] Various function indicators are known for indicating the contact of a sensor with the skin surface. Thus, an additional optical sensor, which detects the change in the position of the dual temperature sensor in relation to the skin surface, can be used.

[0006] In a device known from U.S. Pat. No. 5,732,711, the skin temperature is measured with two temperature sensors arranged adjacent to one another. The processed measured temperature signals are compared with one another by forming the difference, and the exceeding of a predetermined limit value of the temperature difference is used as an indicator for a temperature sensor that is no longer in contact with the skin surface. The prior-art monitoring device is suitable for certain sensor designs only, and an additional temperature sensor is needed for the monitoring only.

SUMMARY OF THE INVENTION

[0007] The basic object of the present invention is to provide a temperature-measuring means with a function indicator for a dual temperature sensor.

[0008] According to the invention, a temperature-measuring device is provided with a first temperature sensor and with a second temperature sensor, which are arranged in the form of a dual temperature sensor with the first temperature sensor opposite the second temperature sensor. Either the first temperature sensor or the second temperature sensor is in contact with the skin surface of a patient for detecting a first measured temperature value T_A at a measuring point, while the temperature sensor arranged opposite detects a second measured temperature value T_B that is thermally coupled with the temperature in the environment of the measuring point. An evaluating means is provided which determines the body temperature from the first measured temperature value T_A and determines the contact of the dual temperature sensor with the skin surface by comparison of the measured temperature values T_A, T_B .

[0009] The evaluating means may advantageously be designed to calculate the body core temperature from the measured temperature values T_A, T_B .

[0010] The evaluating means may advantageously be designed to form a sum and a difference from the measured temperature values T_A, T_B and to compare the changes over time in the sum and the difference with respect to the similarity of the signals as an indicator of the contact of the dual temperature sensor with the skin surface.

[0011] The evaluating means may advantageously determine the similarity of the signals from Pearson's correlation coefficient.

[0012] The function indicator proposed according to the present invention requires no additional sensor for monitoring the contact of a dual temperature sensor with the skin surface, but the design of the dual temperature sensor and a special evaluation of the measured temperature values are used as the indicator. Due to the heat conduction within the dual temperature sensor between the temperature sensors, a change in temperature at the sensor directed toward the environment also causes a change in temperature on the skin side of the dual temperature sensor. Due to the different thermal conductivities of the dual temperature sensor and the patient's body, changes in temperature have different effects on the two temperature sensors, which appears, for example, from the evaluation of the temperature sums from the two measured temperature values. Contrary to this, a change in temperature acts on the two sensors in the same manner, i.e., with a similar rate of change, in case of a dual temperature sensor having fallen off from the skin surface, so that only the absolute value of the temperature sum changes. The slopes of the two individual temperatures would be equal (or similar), and the absolute temperatures also become like each other. The temperature difference between the two sensors tends toward zero in this case.

[0013] Corresponding to DE 101 39 705 A1 (and U.S. Pat. No. 6,929,611 which is incorporated by reference), the body core temperature can advantageously also be determined with the dual temperature sensor. The temperature sensor measuring the skin temperature is positioned now such that it is in contact, via a vertical axis of the center between the eyes, with the forehead and the lateral blood vessels of the temple and somewhat below the hairline with the head. As an alternative, the dual temperature sensor may also be

attached to the temple, preferably in the area where the fontanelle is located in infants. The abdomen is also a measuring point known for years in premature babies and newborn infants.

[0014] A temperature sum and a temperature difference are advantageously formed from the measured temperature values of the sensors. The measured temperature values of the sensors are determined for this purpose approximately once per second, and the duration of a time interval being considered for the formation of the temperature sum and the temperature difference is about 60 seconds. The temperature sum and the temperature difference are then correlated with one another by determining the so-called Pearson's correlation coefficient. The correlation coefficient can be between +1 and -1 and is an indication of the similarity of the signals. In case of a value of +1, there is an ideal similarity between the temperature sum and the temperature difference. The value -1 represents an ideal similarity with a phase shift of 180°. A value of 0 means that there is no similarity.

[0015] Which of the temperature sensors is in contact with the skin surface can be determined from the sign of the correlation coefficient. Depending on the attachment of the dual temperature sensor to the skin surface, the correlation coefficient is either +1 or -1. A correlation coefficient on the order of magnitude of 0 indicates that the dual temperature sensor has fallen off.

[0016] An exemplary embodiment of the present invention is shown in the figure and will be explained in greater detail below. The various features of novelty which characterize the invention are pointed out with particularity in the claims annexed to and forming a part of this disclosure. For a better understanding of the invention, its operating advantages and specific objects attained by its uses, reference is made to the accompanying drawings and descriptive matter in which preferred embodiments of the invention are illustrated.

BRIEF DESCRIPTION OF THE DRAWINGS

[0017] In the drawings:

[0018] FIG. 1 is a schematic view showing a dual temperature sensor with a first evaluating circuit for forming a temperature sum and a temperature difference in accordance with the invention;

[0019] FIG. 2 is a schematic view of a dual temperature sensor according to FIG. 1 with an alternative evaluating circuit, which determines the slopes of the measured temperature values;

[0020] FIG. 3 is a diagram showing the changes over time in the slope of the first measured temperature value T_A from the first temperature sensor;

[0021] FIG. 4 is a diagram showing the changes over time of the slope of the second measured temperature value T_B from the second temperature sensor; and

[0022] FIG. 5 is a diagram showing the product of the slopes of the measured temperature values according to FIGS. 3 and 4.

DESCRIPTION OF THE PREFERRED EMBODIMENTS

[0023] Referring to the drawings in particular, FIG. 1 schematically illustrates the design of a dual temperature sensor 1 and of an evaluating circuit 2, which is connected

to the dual temperature sensor 1. The dual temperature sensor 1 contains a first temperature sensor 3, which is in contact with the skin surface 4 of a patient, not shown in greater detail, and a second temperature sensor 5, which is arranged in such a way that it is thermally insulated against the first temperature sensor 3. The first temperature sensor 3 detects the temperature of the skin surface 4 in channel A as a first measured temperature value T_A , while the second temperature sensor 5 in channel B with the second measured temperature value T_B is thermally coupled with the temperature in the environment of the measuring point. The evaluating circuit 2 contains a summation element 6 for forming a sum, T_A plus T_B , from the measured temperature values T_A and T_B , and a subtraction element 7 for determining a difference T_A minus T_B . A calculating unit 8 forms a Pearson's correlation coefficient from the sum T_A plus T_B and the difference T_A minus T_B .

[0024] If the first temperature sensor 3 has contact with the skin surface 4, the correlation coefficient is +1. If the dual temperature sensor 1 is rotated by 180°, so that the second temperature sensor 5 is in contact with the skin surface and the first temperature sensor 3 measures the temperature of the environment, the correlation coefficient is -1. A correlation coefficient of 0 indicates that there is no correlation and the dual temperature sensor 1 has fallen off from the skin surface 4. An acoustic and optical signal is sent via a warning unit 9 when the dual temperature sensor 1 has become detached from the skin surface 4.

[0025] FIG. 2 schematically illustrates the design of an alternative evaluating circuit 10 for the dual temperature sensor 1, in which the slopes of the measured temperature values T_A and T_B are formed by means of differentiating circuits 11, 12. The product of the slopes is formed in a downstream calculating unit 13 and it is evaluated whether the product assumes a negative value over a predetermined time interval. The exceeding of the time criterion is considered to be the falling off of the dual temperature sensor 1 from the skin surface 4, and a warning unit 14 acoustically and optically indicates the falling off of the sensor.

[0026] The checking of the falling off of the sensor is based on the fact that the two measuring channels A and B of the dual temperature sensor 1 are coupled with one another and behave in the same direction. The slopes of the measured temperature values T_A and T_B are measured approximately once per second and multiplied by one another.

[0027] FIG. 3 illustrates the course of the slope $d T_A/dt$ of the first measured temperature value T_A as a function of the time t for a dual temperature sensor 1, which is in contact with the skin surface 4.

[0028] FIG. 4 shows the course of the slope $d T_B/dt$ of the second measured temperature value T_B as a function of the time t .

[0029] FIG. 5 shows the product of the slopes $d T_A/dt \times d T_B/dt$ from the channels A and B.

[0030] The product assumes a negative value for a short time interval 15. A time interval for the negative value, which can be significantly assigned to the separation of the temperature sensor from the skin surface 4, is determined by experiments for detecting the falling off of the sensor.

[0031] While specific embodiments of the invention have been shown and described in detail to illustrate the application of the principles of the invention, it will be under-

stood that the invention may be embodied otherwise without departing from such principles.

What is claimed is:

1. A temperature-measuring device comprising:
 - a first temperature sensor;
 - a second temperature sensor, said first temperature sensor and said second temperature sensor being arranged opposite each other to form a dual temperature sensor, wherein one of said first temperature sensor or said second temperature sensor is in contact with a skin surface of a patient for detecting a first measured temperature value T_A and the other of said first temperature sensor and said second temperature sensor is arranged opposite and detects a second measured temperature value T_B thermally coupled with the temperature in the environment of the skin surface;
 - an evaluating means for determining the body temperature of the patient from said first measured temperature value T_A and determining contact of said dual temperature sensor with said skin surface by comparison of the measured temperature values T_A and T_B .
2. A temperature-measuring device in accordance with claim 1, wherein said evaluating means calculates a body core temperature from said measured temperature values T_A , T_B .
3. A temperature-measuring device in accordance with claim 1, wherein said evaluating means forms a sum and a difference from said measured temperature values T_A , T_B and compares the changes over time in the sum and the difference with respect to the similarity of the signals as an indicator of the contact of said dual temperature sensor with said skin surface.
4. A temperature-measuring device in accordance with claim 3, wherein said evaluating means determines the similarity of the signals from Pearson's correlation coefficient.
5. A temperature-measuring device comprising:
 - a patient skin temperature sensor;
 - an environment temperature sensor, said patient skin temperature sensor and said environment temperature sensor being arranged opposite each other, wherein said patient skin temperature sensor is in contact with the skin surface of a patient during use for detecting a patient skin measured temperature value and said environment temperature sensor is arranged opposite thereto and detects an environment measured temperature value;
 - an evaluating device for determining the body temperature of the patient from the patient skin measured temperature value and for determining the status of the contact of the patient skin temperature sensor with the skin surface of the patient by comparison of the patient skin measured temperature value and the environment measured temperature value.
6. A temperature-measuring device in accordance with claim 5, wherein said evaluating device calculates a body

core temperature from said patient skin measured temperature value and said environment measured temperature value.

7. A temperature-measuring device in accordance with claim 5, wherein said evaluating device forms a sum and a difference from said patient skin measured temperature value and said environment measured temperature value and compares the changes over time in the sum and the difference with respect to the similarity of the signals as an indicator of the contact of the patient skin temperature sensor with said skin surface.

8. A temperature-measuring device in accordance with claim 7, wherein said evaluating device determines the similarity of the signals of said patient skin temperature sensor and environment temperature sensor by forming a Pearson's correlation coefficient from the sum and the difference.

9. A temperature-measuring method comprising the steps of:

providing a patient skin temperature sensor with an environment temperature sensor at an opposite side;

placing the patient skin temperature sensor in contact with the skin surface of a patient so the opposite side is positioned thermally coupled with the temperature in the environment of the skin surface;

detecting a patient skin measured temperature value using said patient skin temperature sensor;

detecting an environment measured temperature value using said environment temperature sensor;

providing an evaluating device for receiving a patient skin measured temperature value and for receiving an environment measured temperature value;

determining a status of the contact of said patient skin temperature sensor with the skin surface of the patient by making a comparison with said evaluating device of said patient skin measured temperature value and said environment measured temperature value.

10. A temperature-measuring method in accordance with claim 9, wherein said evaluating device calculates a body core temperature from said patient skin measured temperature value and said environment measured temperature value.

11. A temperature-measuring method in accordance with claim 9, wherein said evaluating device forms a sum and a difference from said patient skin measured temperature value and said environment measured temperature value and compares the changes over time in the sum and the difference with respect to the similarity of the signals as an indicator of the contact of the patient skin temperature sensor with said skin surface.

12. A temperature-measuring method in accordance with claim 11, wherein said evaluating device determines the similarity of the signals of said patient skin temperature sensor and said environment temperature sensor by forming a Pearson's correlation coefficient from the sum and the difference.

* * * * *

专利名称(译)	带功能指示器的温度测量装置		
公开(公告)号	US20070038141A1	公开(公告)日	2007-02-15
申请号	US11/426670	申请日	2006-06-27
[标]申请(专利权)人(译)	德尔格医疗有限责任公司		
申请(专利权)人(译)	DRAGER MEDICAL AG & CO.KG		
当前申请(专利权)人(译)	德尔格AG & CO.KGAA		
[标]发明人	KOCH JOCHIM		
发明人	KOCH, JOCHIM		
IPC分类号	A61B5/00 G01K13/00		
CPC分类号	G01K1/20 G01K13/002 G01K7/42		
优先权	102005037921 2005-08-11 DE		
其他公开文献	US7410291		
外部链接	Espacenet USPTO		

摘要(译)

用于双温度传感器的功能指示器，其指示传感器从患者的皮肤表面（4）脱落。评估装置（2）根据第一测量温度值（TA）确定体温，并通过比较测量温度值TA和TB来确定双温度传感器（1）与皮肤表面（4）的接触。

