



(19) **United States**

(12) **Patent Application Publication**

(10) **Pub. No.: US 2003/0114771 A1**

**Liu**

(43) **Pub. Date:**

**Jun. 19, 2003**

(54) **BODY TEMPERATURE MONITORING DEVICE**

(52) **U.S. Cl.** ..... **600/549**

(76) **Inventor: Hsiang-Ling Liu, Chang-Hua Hsien (TW)**

(57) **ABSTRACT**

Correspondence Address:  
**DICKINSON WRIGHT PLLC  
SUITE 800  
1901 L STREET, N.W.  
WASHINGTON, DC 20036 (US)**

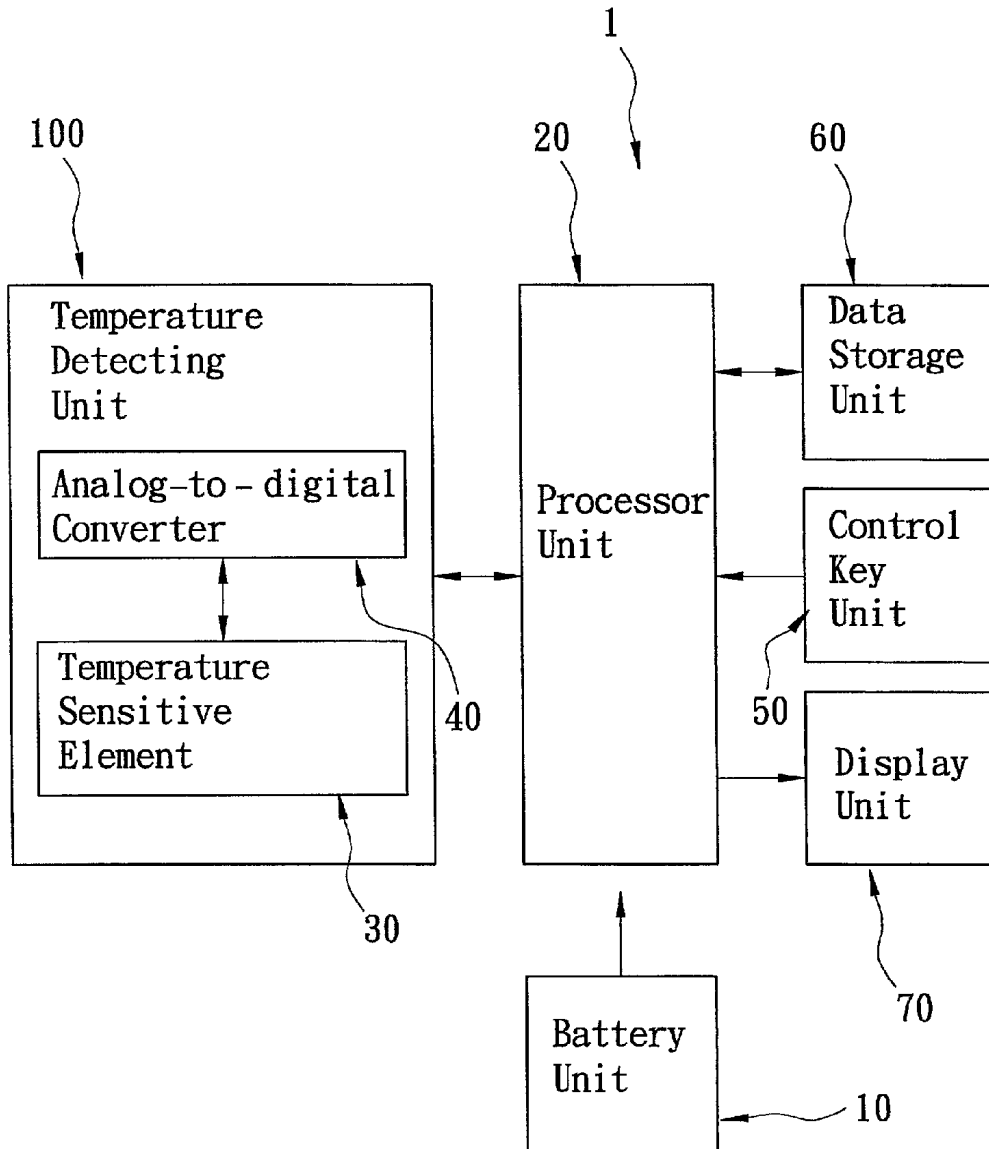
A body temperature monitoring device includes a processor unit connected electrically to a temperature detecting unit, a data storage unit, a display unit, and a control key unit. The control key unit is operable so as to control the processor unit to store periodically both temperature information corresponding to a digital temperature signal from the temperature detecting unit, and storage time information associated with the temperature information in the data storage unit. The control key unit is further operable to control the processor unit to retrieve the temperature information and the storage time information from the data storage unit, and to enable the processor unit to control the display unit to show the temperature information and the storage time information.

(21) **Appl. No.: 10/021,500**

(22) **Filed: Dec. 19, 2001**

**Publication Classification**

(51) **Int. Cl.<sup>7</sup>** ..... **A61B 5/00**



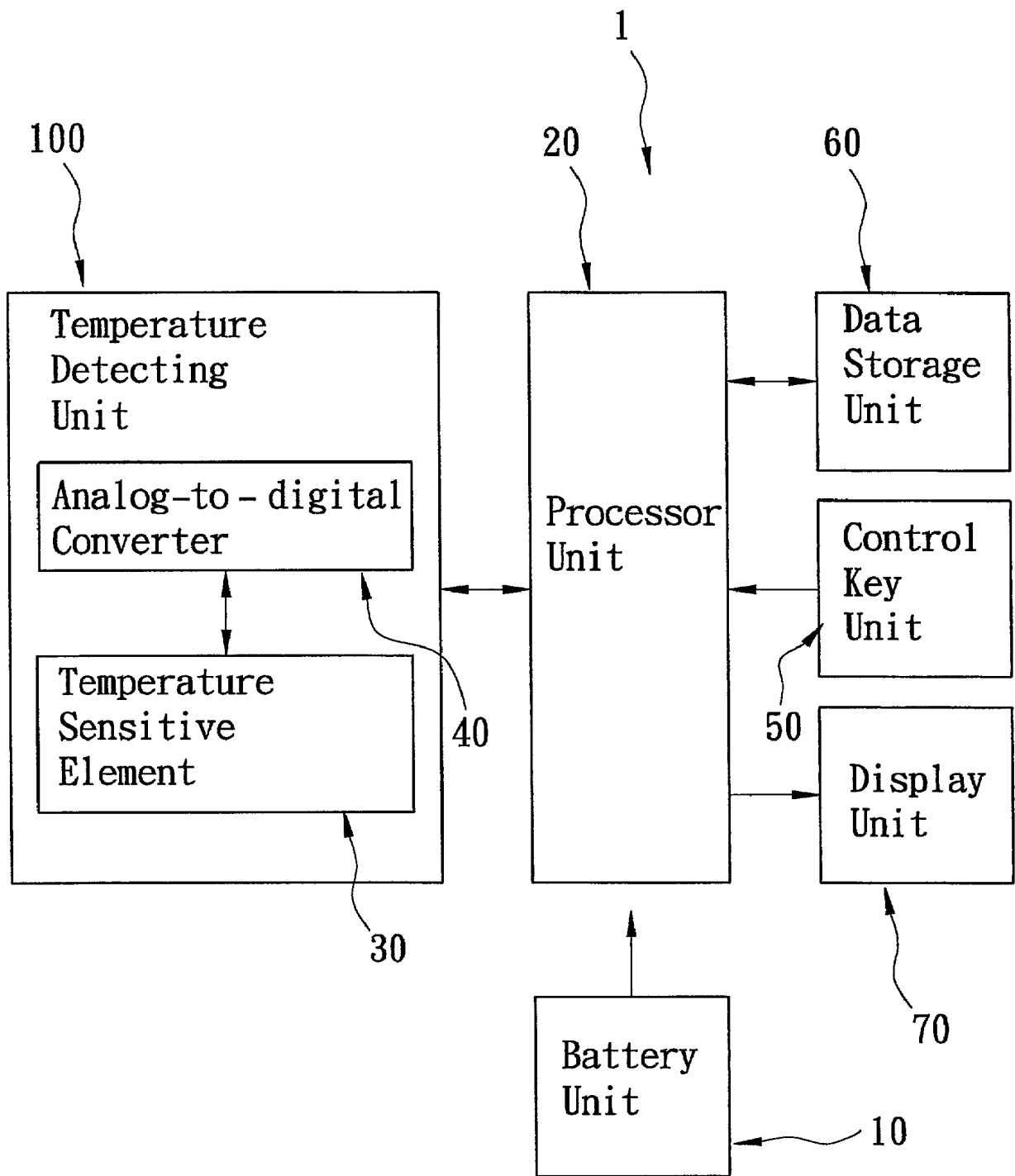


FIG. 1

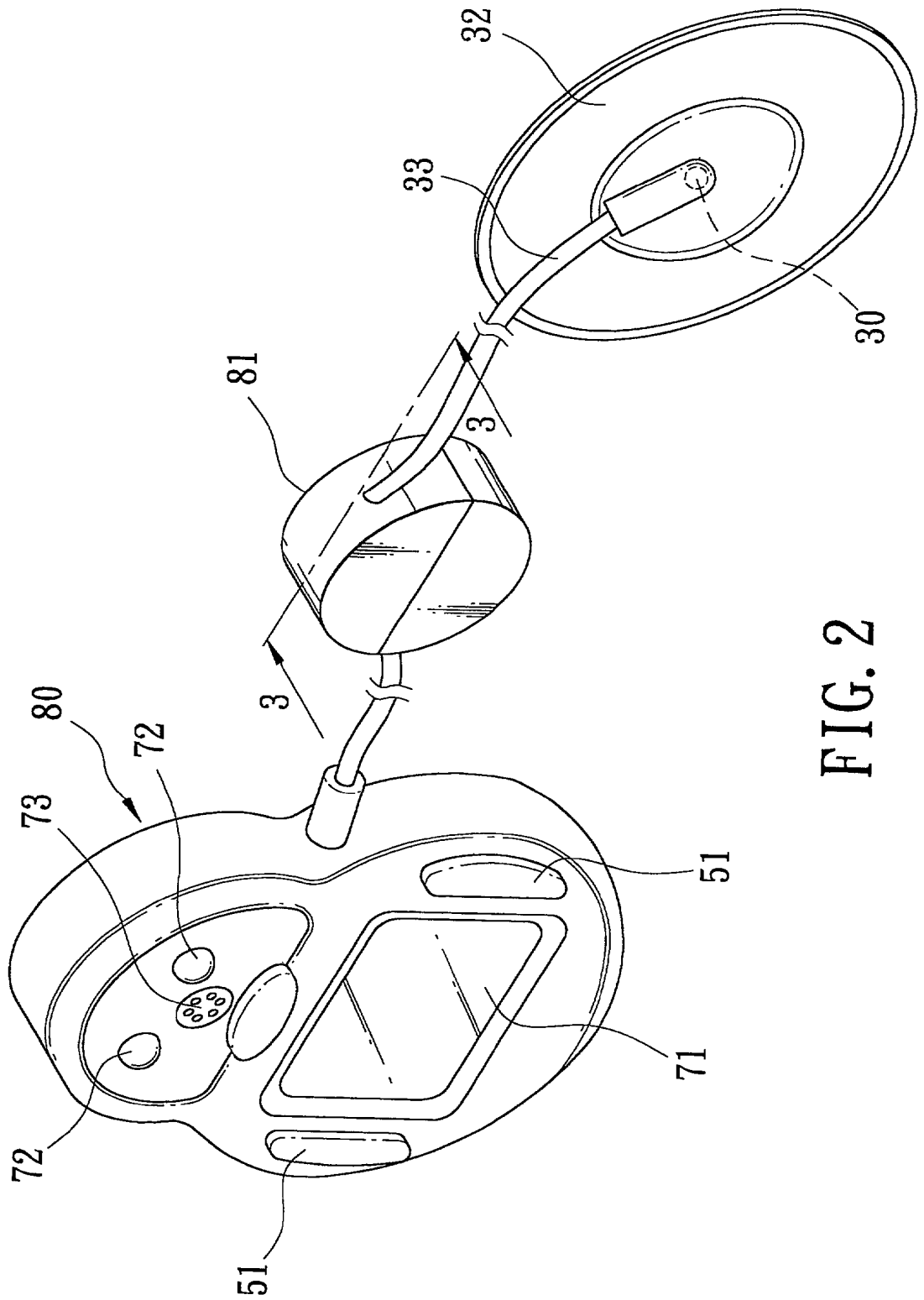


FIG. 2

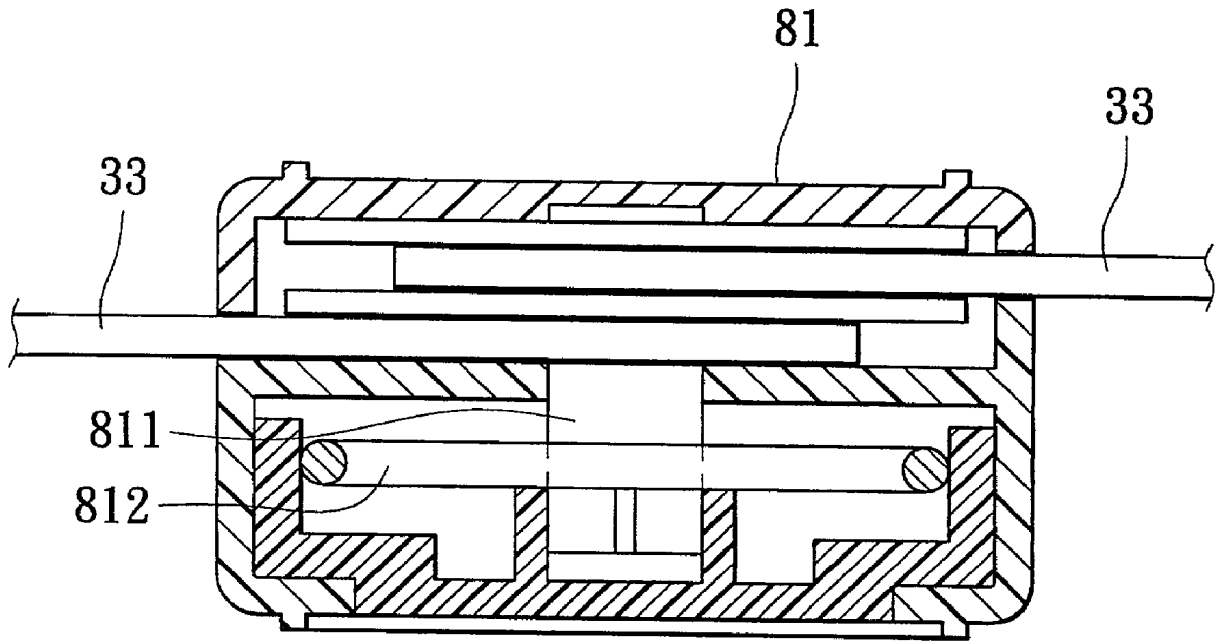


FIG. 3

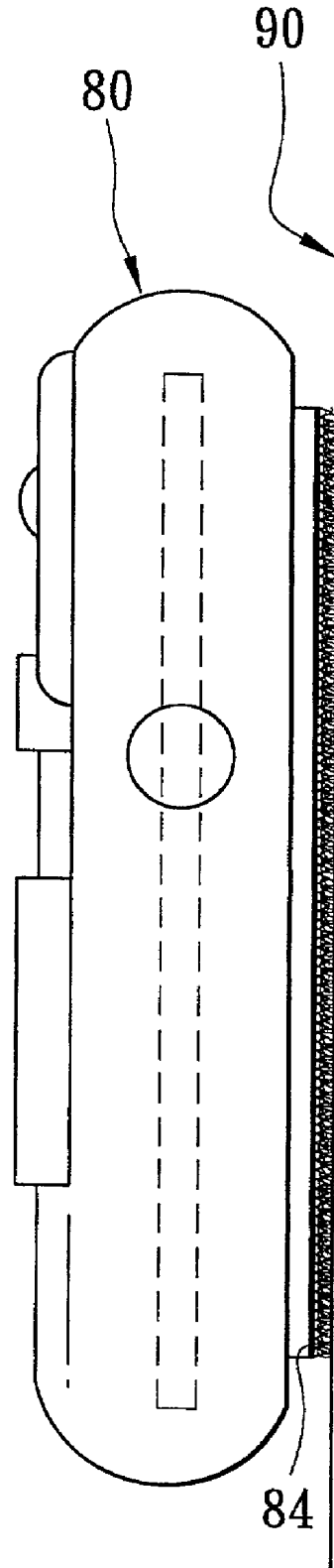


FIG. 4

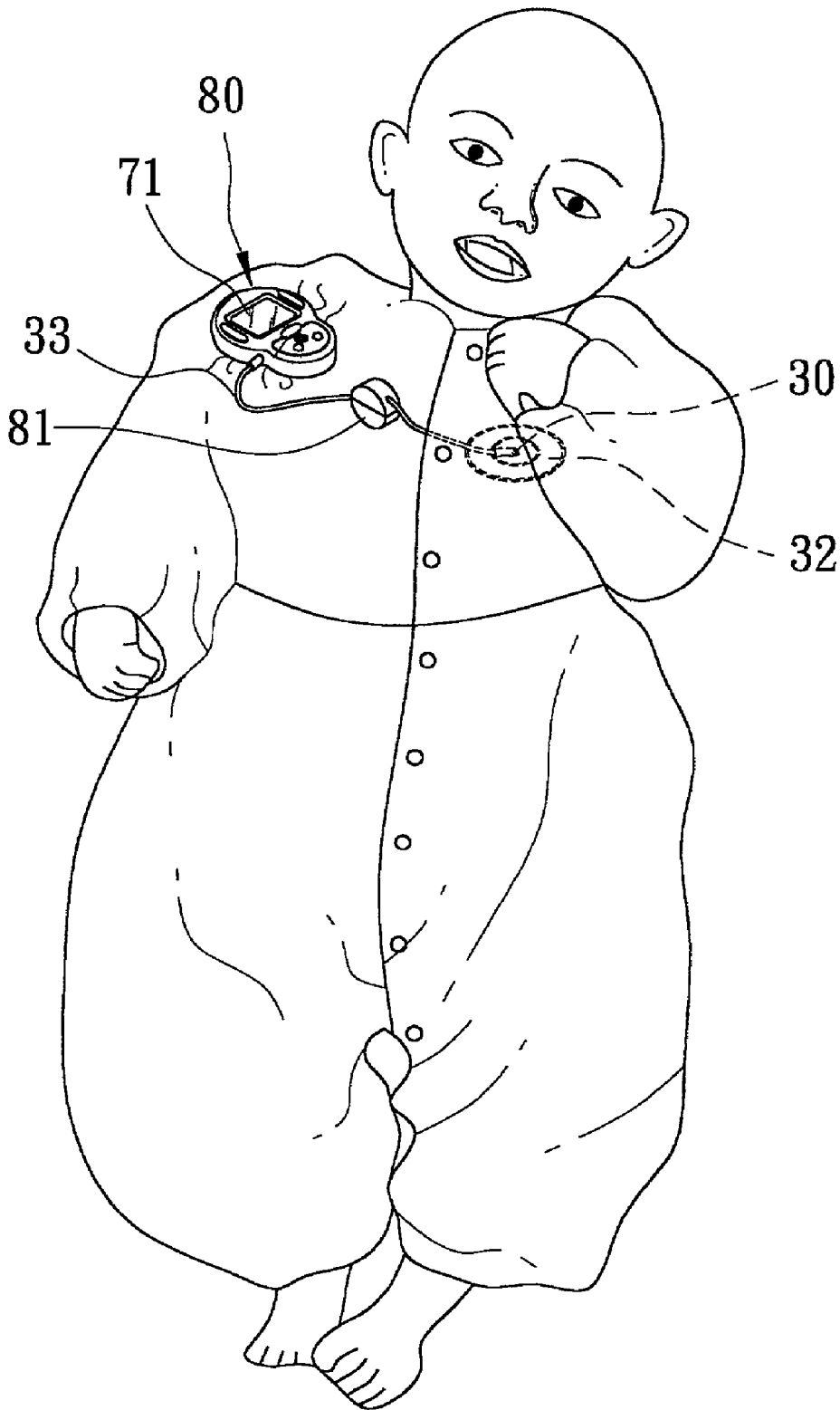


FIG. 5

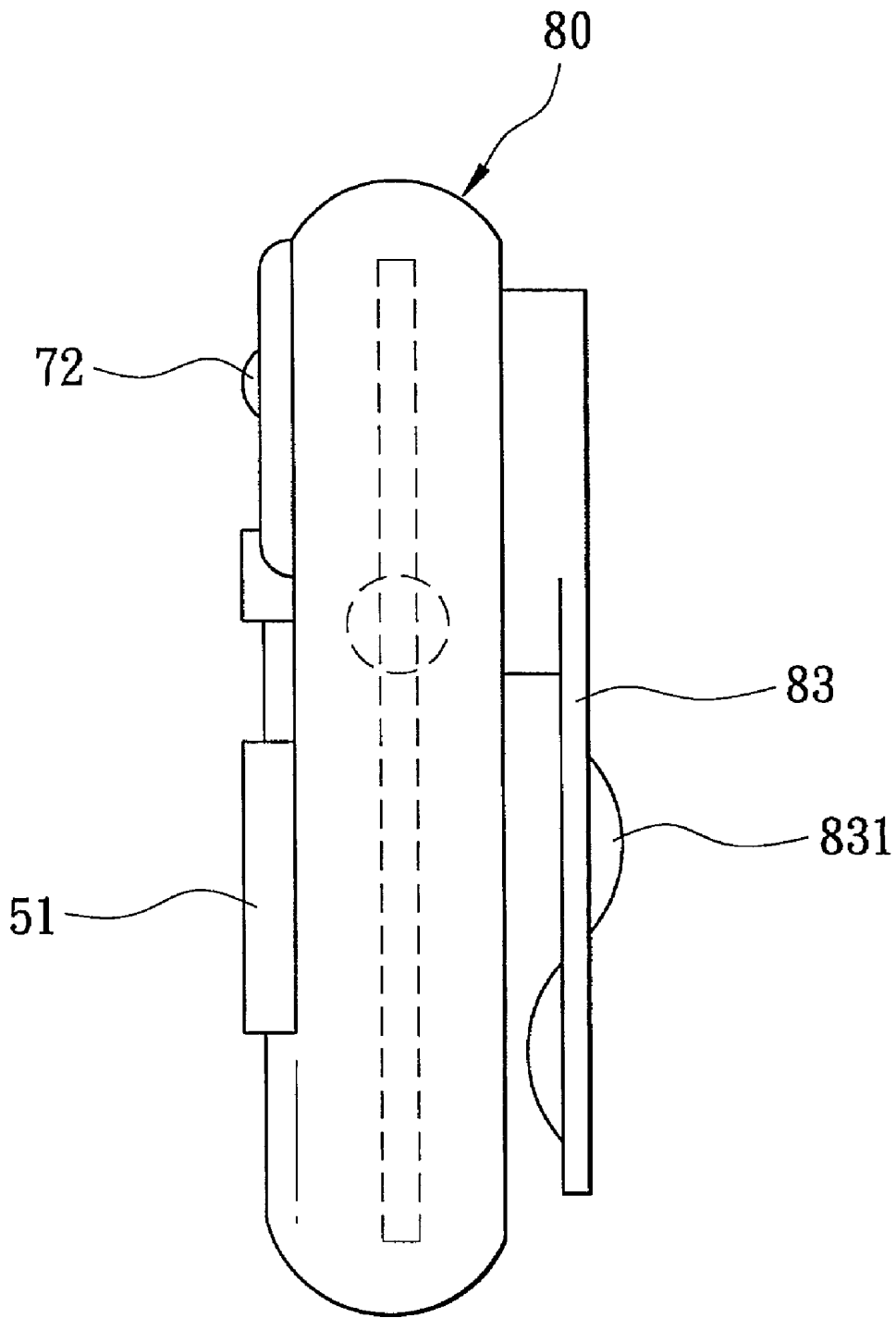


FIG. 6

**BODY TEMPERATURE MONITORING DEVICE****BACKGROUND OF THE INVENTION**

[0001] 1. Field of the Invention

[0002] This invention relates to a body temperature monitoring device, more particularly to a body temperature monitoring device which includes a control key unit that is operable to control a processor unit to store and retrieve temperature information and storage time information and to show the same on a display unit.

[0003] 2. Description of the Related Art

[0004] A conventional hand held electronic thermometer usually includes a probe which is applied to a patient such that the probe temperature rises to the body temperature of the patient. However, no means is provided for monitoring and recording the body temperature of the patient at predetermined time intervals.

**SUMMARY OF THE INVENTION**

[0005] The object of the present invention is to provide a body temperature monitoring device which can monitor and record the body temperature of a patient at predetermined time intervals and which can show the temperature information thereon.

[0006] According to this invention, the body temperature monitoring device comprises a temperature detecting unit, a data storage unit, a display unit, a processor unit, and a control key unit. The temperature detecting unit includes a temperature sensitive element adapted to be placed in contact with a human body part so as to generate a digital temperature signal corresponding to temperature sensed by the temperature sensitive element. The processor unit is connected electrically to the temperature detecting unit, the data storage unit and the display unit. The control key unit is connected electrically to the processor unit. The control key unit is operable so as to control the processor unit to store periodically both temperature information corresponding to the digital temperature signal from the temperature detecting unit, and storage time information associated with the temperature information in the data storage unit. The control key unit is further operable so as to control the processor unit to retrieve the temperature information and the storage time information from the data storage unit, and so as to enable the processor unit to control the display unit to show the temperature information and the storage time information retrieved by the processor unit on the display unit.

**BRIEF DESCRIPTION OF THE DRAWINGS**

[0007] Other features and advantages of the present invention will become apparent in the following detailed description of the preferred embodiments of the invention, with reference to the accompanying drawings, in which:

[0008] **FIG. 1** is a schematic circuit block diagram illustrating the first preferred embodiment of this invention;

[0009] **FIG. 2** is a perspective view of the first preferred embodiment;

[0010] **FIG. 3** is a sectional schematic view of a spring-loaded cable reel of the first preferred embodiment, taken along lines 3-3 of **FIG. 2**;

[0011] **FIG. 4** is a side view of a housing of the first preferred embodiment;

[0012] **FIG. 5** is a schematic view illustrating the device of **FIG. 2** when applied to a child whose body temperature is to be monitored; and

[0013] **FIG. 6** is a side view of a housing of a second preferred embodiment of this invention.

**DETAILED DESCRIPTION OF THE PREFERRED EMBODIMENT**

[0014] Referring to **FIGS. 1 and 2**, the first preferred embodiment of the body temperature monitoring device 1 according to the present invention is shown to comprise a battery unit 10, a temperature detecting unit 100, a data storage unit 60, a display unit 70, a processor unit 20, and a control key unit 50.

[0015] The temperature detecting unit 100 includes a temperature sensitive element 30 and an analog-to-digital converter 40. In this embodiment, the temperature sensitive element 30 is a thermistor. A body contact pad 32 has the temperature sensitive element 30 mounted thereon and is to be attached releasably on a human body part. The analog-to-digital converter 40 is connected electrically to the temperature sensitive element 30 by an electric cable 33, and to the processor unit 20 so as to generate a digital temperature signal corresponding to temperature sensed by the temperature sensitive element 30. The digital temperature signal is obtained by the processor unit 20 from the analog-to-digital converter 40.

[0016] A housing 80 is provided to accommodate the data storage unit 60, the processor unit 20 and the analog-to-digital converter 40 therein. The display unit 70 and the control key unit 50, which include an LCD monitor 71 and a plurality of keys 51, are mounted on the housing 80. The electric cable 33 has a first end which extends into the housing 80 to connect electrically with the analog-to-digital converter 40, and a second end which extends to the body contact pad 32 to connect electrically with the temperature sensitive element 30. In addition, an alarm unit includes a plurality of indicator lamps 72 and a buzzer 73 which are connected to and which are controlled by the processor unit 20.

[0017] Preferably, with reference to **FIG. 3**, a spring-loaded cable reel 81 is disposed on an intermediate part of the electric cable 33, and includes a shaft 811 for winding the electric cable 33, and a coil spring 812 which is sleeved on the shaft 811 to rotate the shaft 811 so as to wind releasably the electric cable 33 in a known manner.

[0018] Preferably, with reference to **FIGS. 4 and 5**, a fabric fastener 84 is mounted on the housing 80 so as to fasten the housing 80 on a piece of cloth 90 on a bed or on a piece of clothing of a child.

[0019] In use, the body contact pad 32 is attached on a body part of a child, and the keys 51 are pressed to set predetermined time intervals and temperature threshold. The processor unit 20 automatically stores both temperature information corresponding to the digital temperature signal from the temperature detecting unit 100, and storage time information associated with the temperature information in the data storage unit 60 at the predetermined time intervals.

Further, the processor unit **20** can be controlled upon operation of the keys **51** to retrieve the temperature information and the storage time information from the data storage unit **60**, and to control the display unit **70** to show the temperature information and the storage time information on the display unit **70**.

[0020] Upon detection by the processor unit **20** that the digital temperature signal has reached the predetermined temperature threshold, the processor unit **20** activates the indicator lamps **72** and the buzzer **73** to generate visible and audible alarm outputs, thereby alerting the guardian of the need to attend to the child immediately.

[0021] As illustrated, since the body temperature monitoring device of this invention records periodically the body temperature of a patient that can be shown on the LCD monitor **71** of the display unit **70**, the body temperature of the patient can be monitored conveniently.

[0022] Referring to FIG. 6, the second preferred embodiment of this invention is shown to include a clip **83** which is mounted on the housing **80**, instead of the fabric fastener of the first embodiment, so as to clip the housing **80** on a piece of garment worn by a patient. In addition, the temperature sensitive element **831** is mounted on the clip **83** so as to be placed in contact with the body part of the patient.

[0023] While the present invention has been described in connection with what is considered the most practical and preferred embodiments, it is understood that this invention is not limited to the disclosed embodiments but is intended to cover various arrangements included within the spirit and scope of the broadest interpretations and equivalent arrangements.

I claim:

1. A body temperature monitoring device comprising:

a temperature detecting unit including a temperature sensitive element adapted to be placed in contact with a human body part, said temperature detecting unit generating a digital temperature signal corresponding to temperature sensed by said temperature sensitive element;

a data storage unit;

a display unit;

a processor unit connected electrically to said temperature detecting unit, said data storage unit and said display unit; and

a control key unit connected electrically to said processor unit;

said control key unit being operable so as to control said processor unit to store periodically both temperature information corresponding to said digital temperature signal from said temperature detecting unit, and storage time information associated with said temperature information in said data storage unit;

said control key unit being further operable so as to control said processor unit to retrieve said temperature information and said storage time information from

said data storage unit, and so as to enable said processor unit to control said display unit to show said temperature information and said storage time information retrieved by said processor unit on said display unit.

2. The body temperature monitoring device as claimed in claim 1, wherein said temperature detecting unit further includes an analog-to-digital converter connected electrically to said temperature sensitive element and said processor unit, said digital temperature signal being obtained by said processor unit from said analog-to-digital converter.

3. The body temperature monitoring device as claimed in claim 2, further comprising a housing having said data storage unit, said processor unit and said analog-to-digital converter mounted therein, and having said display unit and said control key unit mounted thereon.

4. The body temperature monitoring device as claimed in claim 3, further comprising a body contact pad having said temperature sensitive element mounted thereon.

5. The body temperature monitoring device as claimed in claim 4, further comprising an electric cable having a first end extending into said housing to connect electrically with said analog-to-digital converter, and a second end extending to said body contact pad to connect electrically with said temperature sensitive element.

6. The body temperature monitoring device as claimed in claim 5, further comprising a spring-loaded cable reel for winding releasably an intermediate part of said electric cable between said first and second ends thereon.

7. The body temperature monitoring device as claimed in claim 4, wherein said temperature sensitive element is a thermistor.

8. The body temperature monitoring device as claimed in claim 3, further comprising a fabric fastener mounted on said housing.

9. The body temperature monitoring device as claimed in claim 3, further comprising a clip mounted on said housing, said temperature sensitive element being mounted on said clip.

10. The body temperature monitoring device as claimed in claim 1, wherein said processor unit automatically stores said temperature information and said storage time information in said data storage unit at predetermined time intervals, said predetermined time intervals being set by said control key unit.

11. The body temperature monitoring device as claimed in claim 1, further comprising an alarm unit connected to and controlled by said processor unit so as to generate an alarm output upon detection by said processor unit that said digital temperature signal has reached a predetermined temperature threshold.

12. The body temperature monitoring device as claimed in claim 11, wherein said alarm unit includes an indicator lamp.

13. The body temperature monitoring device as claimed in claim 11, wherein said alarm unit includes a buzzer.

14. The body temperature monitoring device as claimed in claim 11, wherein said control key unit is further operable so as to set the predetermined temperature threshold in said processor unit.

\* \* \* \* \*

专利名称(译)	体温监测装置		
公开(公告)号	<a href="#">US20030114771A1</a>	公开(公告)日	2003-06-19
申请号	US10/021500	申请日	2001-12-19
[标]申请(专利权)人(译)	刘湘凌		
申请(专利权)人(译)	刘湘-LING		
当前申请(专利权)人(译)	刘湘-LING		
[标]发明人	LIU HSIANG LING		
发明人	LIU, HSIANG-LING		
IPC分类号	A61B5/01 G01K1/02 A61B5/00		
CPC分类号	G01K1/02		
优先权	20120602U 2001-12-20 DE		
其他公开文献	US6641544		
外部链接	<a href="#">Espacenet</a> <a href="#">USPTO</a>		

摘要(译)

体温监测装置包括与温度检测单元电连接的处理器单元，数据存储单元，显示单元和控制键单元。控制键单元可操作以便控制处理器单元周期性地存储与来自温度检测单元的数字温度信号对应的温度信息和与温度信息相关联的存储时间信息在数据存储单元中。控制键单元还可操作以控制处理器单元从数据存储单元检索温度信息和存储时间信息，并使处理器单元能够控制显示单元显示温度信息和存储时间信息。

