



US008882667B2

(12) **United States Patent**  
**Kim et al.**

(10) **Patent No.:** **US 8,882,667 B2**  
(45) **Date of Patent:** **Nov. 11, 2014**

(54) **ACCESSORIES FOR REMOTE MONITORING**

(75) Inventors: **Jong Pal Kim**, Seoul (KR); **Kun Soo Shin**, Seongnam-si (KR)

(73) Assignee: **Samsung Electronics Co., Ltd.**, Suwon-Si (KR)

(\* ) Notice: Subject to any disclaimer, the term of this patent is extended or adjusted under 35 U.S.C. 154(b) by 1836 days.

(21) Appl. No.: **11/436,769**

(22) Filed: **May 19, 2006**

(65) **Prior Publication Data**

US 2007/0106145 A1 May 10, 2007

(30) **Foreign Application Priority Data**

Oct. 11, 2005 (KR) ..... 10-2005-0095644

(51) **Int. Cl.**

**A61B 5/00** (2006.01)  
**H01Q 1/48** (2006.01)  
**H01Q 1/40** (2006.01)  
**A61B 5/0205** (2006.01)  
**A61B 5/04** (2006.01)

(52) **U.S. Cl.**

CPC ..... **A61B 5/0205** (2013.01); **A61B 5/441** (2013.01); **A61B 5/04004** (2013.01); **A61B 5/0002** (2013.01)  
USPC ..... **600/301**; 343/846; 343/873

(58) **Field of Classification Search**

USPC ..... 600/300, 549; 340/539.1; 348/218.1  
See application file for complete search history.

(56) **References Cited**

U.S. PATENT DOCUMENTS

5,057,106 A \* 10/1991 Kasevich et al. .... 606/33  
5,136,303 A \* 8/1992 Cho et al. .... 343/718  
5,159,347 A \* 10/1992 Osterwalder ..... 343/787

5,600,307 A \* 2/1997 Aslan ..... 340/600  
6,018,325 A \* 1/2000 Lundgren ..... 343/890  
6,128,528 A \* 10/2000 Ericksen et al. .... 607/2  
6,132,371 A \* 10/2000 Dempsey et al. .... 600/300  
6,366,250 B1 \* 4/2002 McConnell ..... 343/718  
6,379,300 B1 \* 4/2002 Haubrich ..... 600/300  
6,547,745 B1 4/2003 Rubinstein

(Continued)

FOREIGN PATENT DOCUMENTS

JP 10-314133 12/1998  
JP 11-188013 7/1999

(Continued)

OTHER PUBLICATIONS

Pages 48-50; "Introduction to RF Propagation", John S. Seybold, 2005.\*

(Continued)

*Primary Examiner* — William Thomson

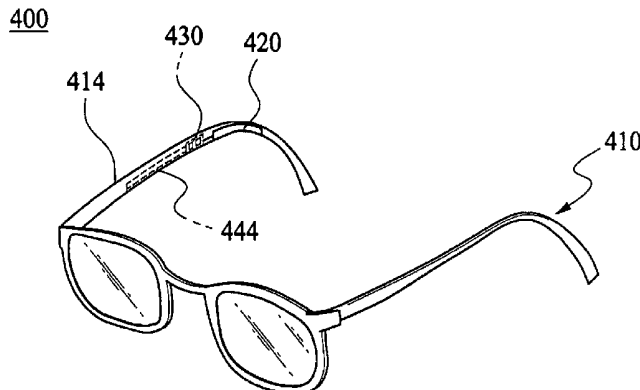
*Assistant Examiner* — Shirley Jian

(74) *Attorney, Agent, or Firm* — Staas & Halsey LLP

(57) **ABSTRACT**

An accessory for remote monitoring, including: a body capable of being placed on a human body; a measurement unit installed in the body and measuring a change in surroundings; a signal processing unit for processing a signal acquired from the measurement unit; and a wireless communication unit including a monopole antenna transmitting the signal processed by the signal processing unit and a ground installed along the body, corresponding to the monopole antenna. The signal processing unit and the monopole antenna are manufactured in a small size to be formed in the accessories body or periphery of the accessories body, and a space for wiring the ground may be obtained by using a band or the accessories body in an extended shape.

**12 Claims, 5 Drawing Sheets**



(56)

References Cited

U.S. PATENT DOCUMENTS

6,590,541 B1\* 7/2003 Schultze ..... 343/741  
 6,685,634 B1 2/2004 Fry ..... 600/300  
 6,788,199 B2\* 9/2004 Crabtree et al. .... 340/539.13  
 6,804,561 B2\* 10/2004 Stover ..... 607/60  
 6,809,701 B2\* 10/2004 Amundson et al. .... 343/873  
 6,856,131 B2\* 2/2005 Miyazawa et al. .... 324/252  
 7,075,455 B2\* 7/2006 Nishimura et al. .... 340/870.28  
 7,095,372 B2\* 8/2006 Soler Castany  
 et al. .... 343/700 MS  
 7,196,666 B2\* 3/2007 Allen et al. .... 343/700 MS  
 7,220,220 B2\* 5/2007 Stubbs et al. .... 482/72  
 7,277,125 B2\* 10/2007 Nishimura et al. .... 348/218.1  
 7,289,855 B2\* 10/2007 Nghiem et al. .... 607/60  
 7,346,312 B2\* 3/2008 Irazoqui-Pastor et al. ... 455/41.2  
 7,782,269 B2\* 8/2010 Soler Castany et al. .... 343/846  
 7,903,043 B2\* 3/2011 Rawat et al. .... 343/873  
 2002/0126057 A1\* 9/2002 King et al. .... 343/725  
 2003/0034887 A1\* 2/2003 Crabtree et al. .... 340/539  
 2003/0097302 A1\* 5/2003 Overhultz et al. .... 705/14  
 2004/0005889 A1\* 1/2004 Nishimura et al. .... 455/423  
 2004/0027306 A1\* 2/2004 Amundson et al. .... 343/873  
 2004/0165076 A1\* 8/2004 Nishimura et al. .... 348/211.2  
 2005/0001728 A1\* 1/2005 Appelt et al. .... 340/573.1

2005/0110687 A1\* 5/2005 Starkie et al. .... 343/700 MS  
 2005/0134520 A1\* 6/2005 Rawat et al. .... 343/873  
 2006/0009702 A1\* 1/2006 Iwaki et al. .... 600/520  
 2006/0033664 A1\* 2/2006 Soler Castany  
 et al. .... 343/700 MS  
 2006/0077107 A1\* 4/2006 Kim ..... 343/702  
 2006/0247712 A1\* 11/2006 Fuller et al. .... 607/32  
 2007/0066361 A1\* 3/2007 Knudsen et al. .... 455/562.1  
 2007/0252773 A1\* 11/2007 Soler Castany et al. .... 343/846  
 2008/0111678 A1\* 5/2008 Mizoguchi et al. .... 340/539.11

FOREIGN PATENT DOCUMENTS

JP	2002-200051	7/2002
KR	1999-0065818	8/1999
KR	20-0209351	10/2000
KR	10-2002-0080763	10/2002
KR	10-2004-0050261	6/2004
KR	1020040072553	8/2004
WO	WO95/28128	10/1995

OTHER PUBLICATIONS

$\lambda/4$  printed monopole antenna for 2.45GHz by Nordic Semiconductor, Jan. 21, 2005 (PDF attached).\*

\* cited by examiner

FIG. 1

100

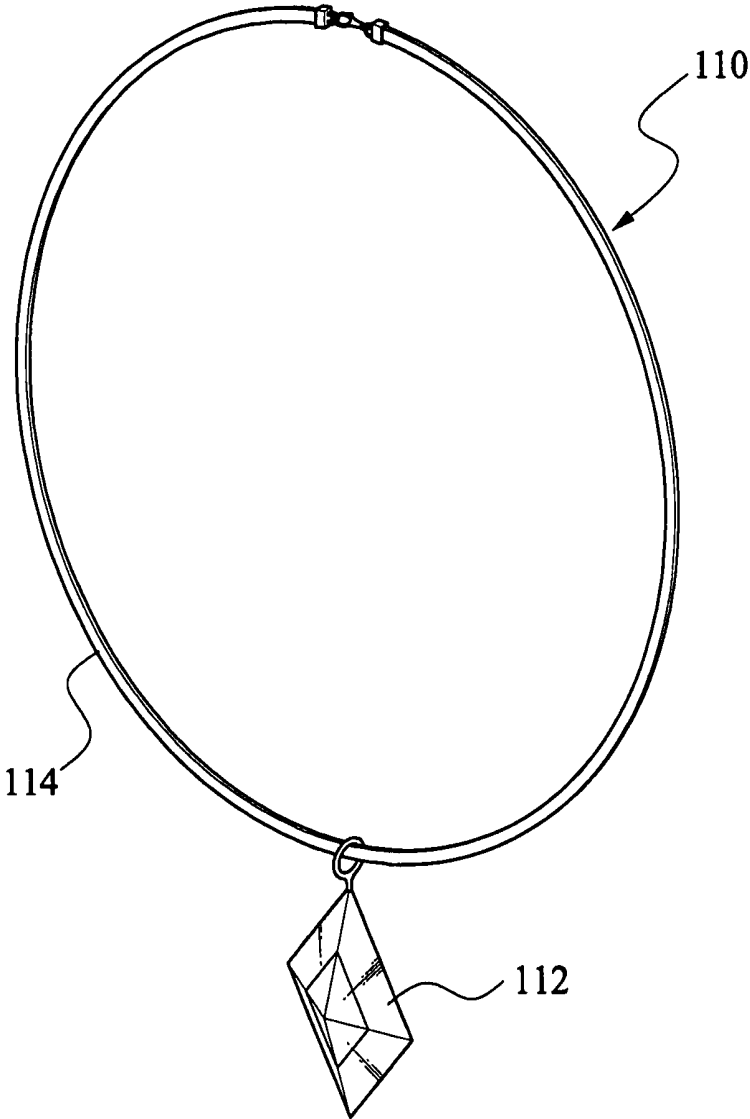


FIG. 2

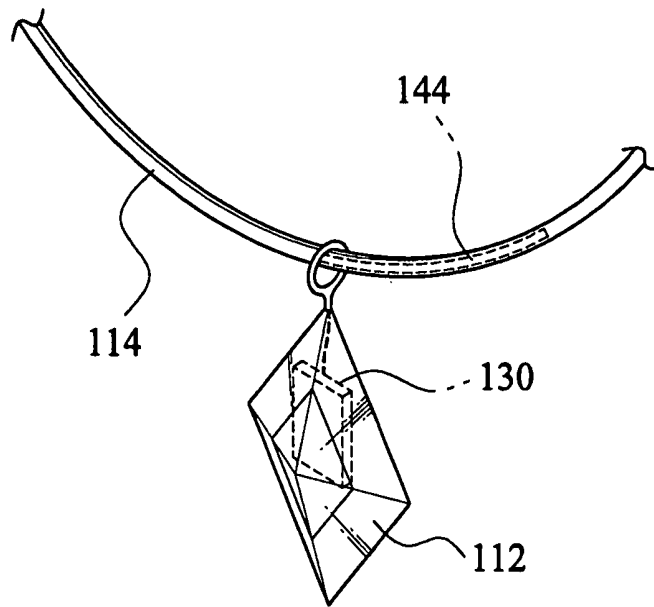


FIG. 3

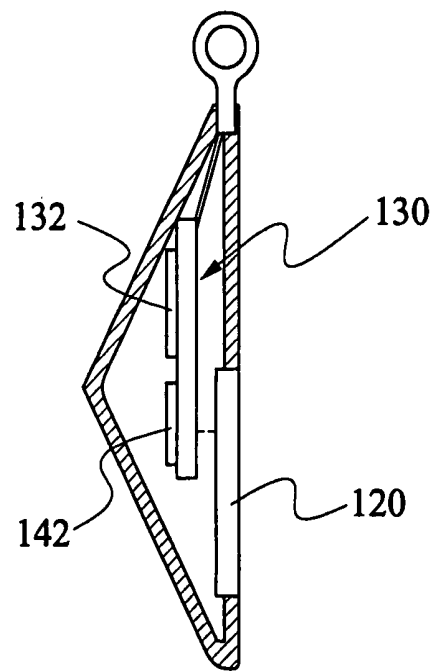


FIG. 4

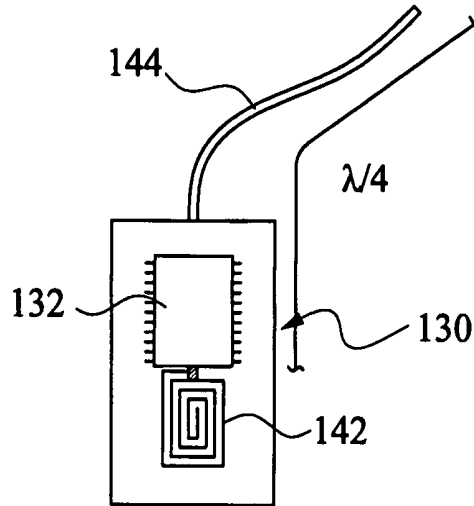


FIG. 5

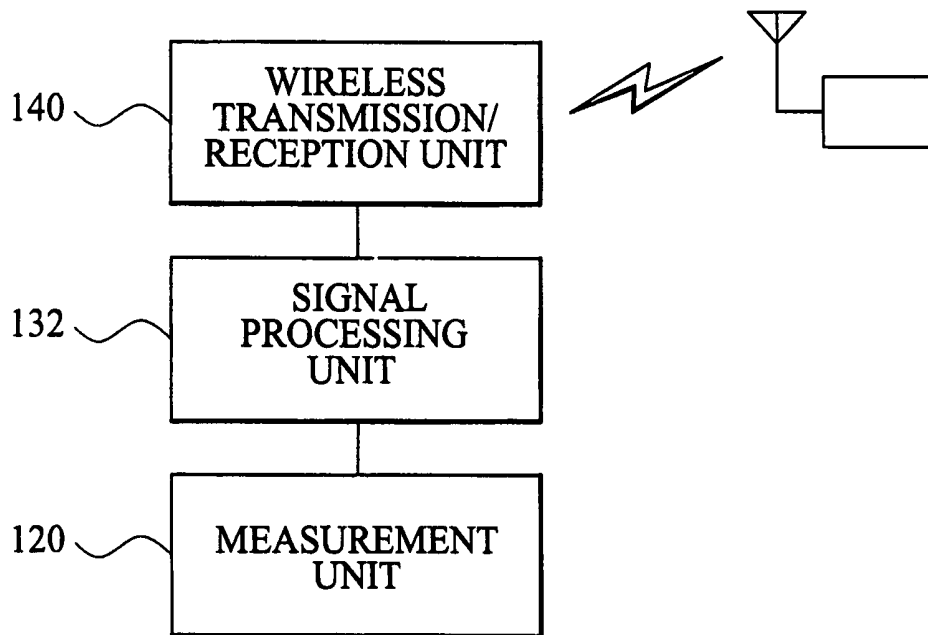
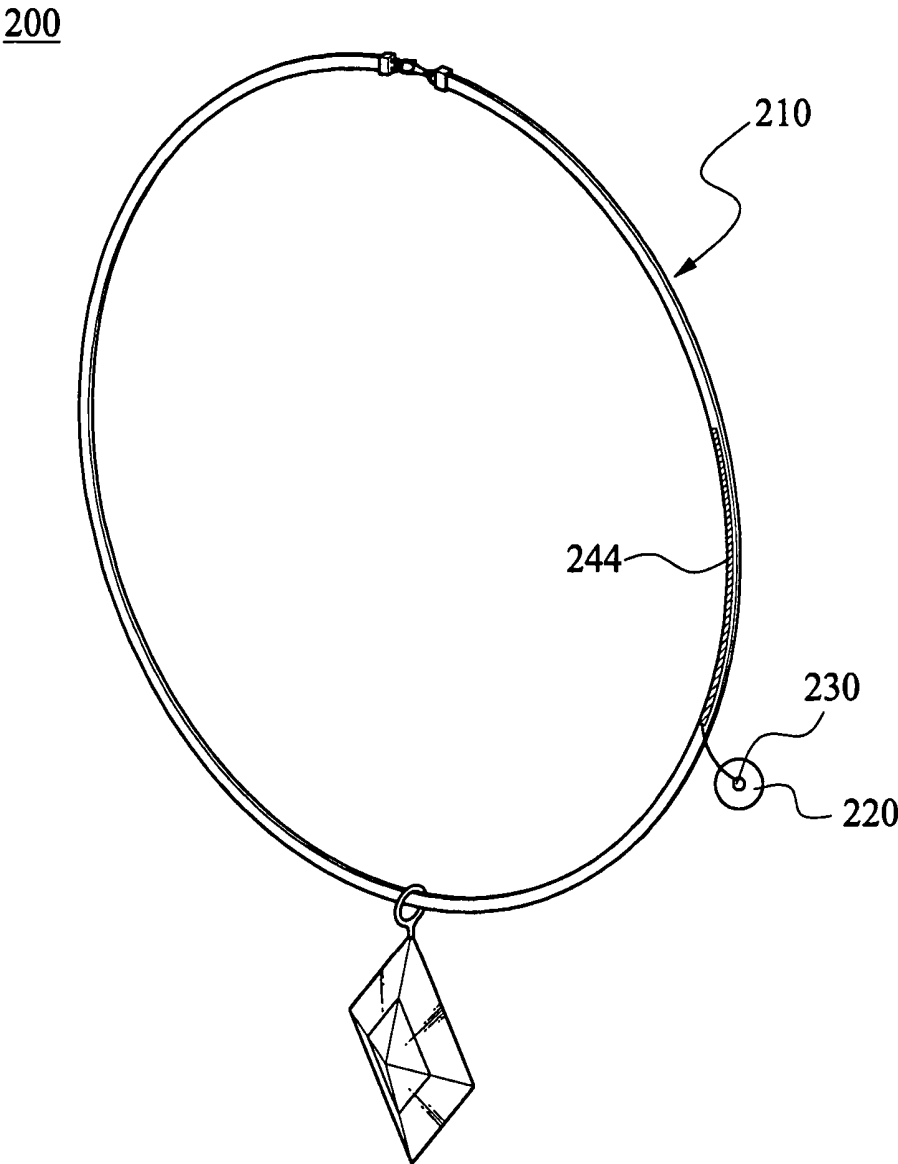


FIG. 6



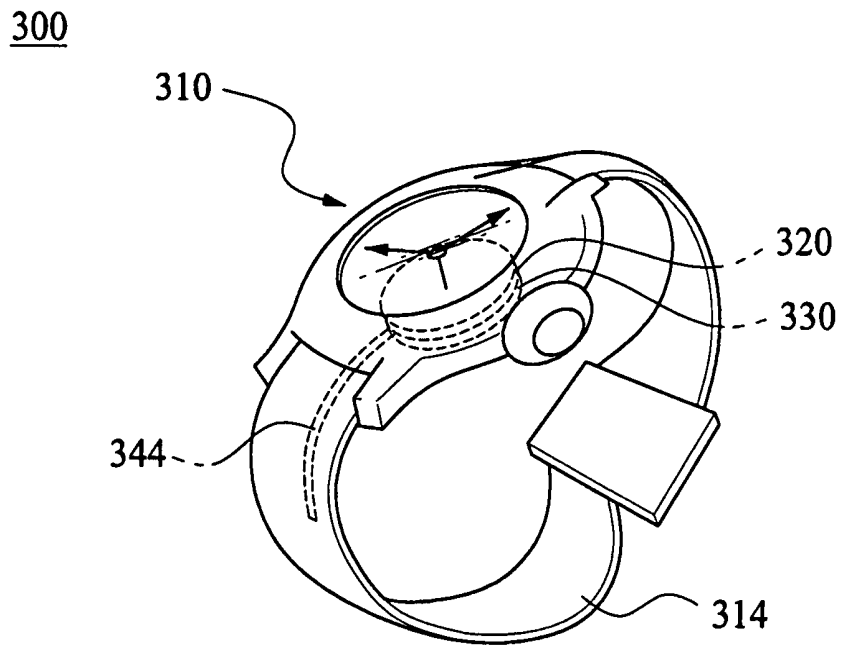
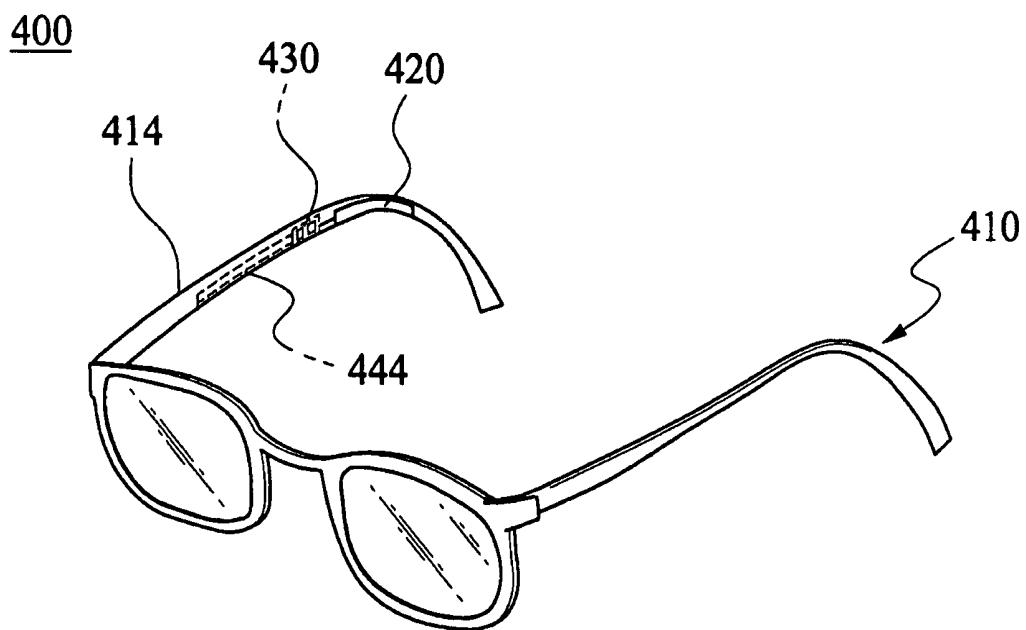


FIG. 8



**ACCESSORIES FOR REMOTE MONITORING****CROSS-REFERENCE TO RELATED APPLICATION**

This application claims the benefit of Korean Patent Application No. 10-2005-0095644, filed on Oct. 11, 2005, in the Korean Intellectual Property Office, the disclosure of which is incorporated herein by reference.

**BACKGROUND OF THE INVENTION****1. Field of the Invention**

The present invention relates to a health care technology for measuring and monitoring a change in a body, and more particularly, relates to accessories placed on a body of a user to measure a change in the body of the user or condition of the user and communicate with an external apparatus.

**2. Description of Related Art**

A ubiquitous system indicates an information communication environment in which a user is unaware of a network or a computer and whose position is irrelevant while the user freely access the network. When a ubiquitous system is generally used, every one can use information technology in varied embodiments. Thus, a user could, for example, not only use such technology in a house or vehicle but also on the top of a mountain. Also, since the general use of a ubiquitous system increases the number of users of computers connected to a network, the information technology industry may be also expanded to a size and range in relation to the number of the users. Due to merits of not only portability and convenience, as described above, but also accessing a network in which time and position are irrelevant, technologies associated with Ubiquitous system are being developed in nations worldwide.

The described technologies associated with ubiquitous systems may be applied in every field of human life, and currently, in particular, due to the well-being fad, a ubiquitous healthcare (U-healthcare) is in the spotlight as a notable technical field. U-healthcare is a ubiquitous technology in which a chip or sensor associated with medical services is integrated into any part of human life, thereby naturally providing medical services to everyone at anytime and anywhere. According to the U-healthcare, medical treatments performed in only hospitals, such as various medical examinations, management of diseases, emergency care, and consulting with doctors, may be realized during everyday life.

As a result, a device capable of measuring or monitoring a change in a body or a peripheral environment may be required. Also, according to development of a technology associated with integrated circuits (IC), a circuit capable of performing desired functions may be embodied in one chip. Accordingly, according to the level of present technology, the size of a circuit unit may be minimized to several mm or less.

Also, since technology associated with antennas is continuously developed, the size of an antenna may be minimized. Generally, a small device including wireless communication function may employ a monopole antenna because the monopole antenna having a quarter ( $1/4$ ) length of a wavelength of a used frequency may perform efficient communication function. Also, recently, greater minimization of antennas has been made possible by employment of dielectric material or improvement of technology of antenna patterns. For example, when a monopole antenna is used for a frequency of approximately 2.45 GHz, a required length of the antenna is approximately 3 cm, and when a dielectric material

or a particular pattern is used, the size of the antenna may be manufactured to be less than approximately 1 cm.

When a device for monitoring a change in a body or environments is placed on a body, a functional circuit and antenna may be minimized to a desired size. However, a ground has to have a length of  $1/4$  wavelength, and when a monopole antenna is used in a frequency band of approximately 2.45 GHz, a required length of a ground has to be at least approximately 3 cm.

Accordingly, to manufacture a monitoring device placed on a body in a small size, since a ground of a certain length is required, there are many restrictions to manufacture the monitoring device in a micro size. Actually, when a ground is formed on a printed circuit board (PCB), as the entire size of the PCB is reduced, an area in which the ground is formed is also reduced and the antenna cannot perform its function.

**BRIEF SUMMARY**

An aspect of the present invention provides accessories capable of containing a circuit unit and an antenna formed in a small size and effectively providing a ground greater than a certain length.

An aspect of the present invention also provides accessories capable of being usually placed on or easily carried by using conventional small articles or accessories.

According to an aspect of the present invention, there is provided an accessory including a body capable of being placed on a human body; a measurement unit installed in the body measuring a change in surroundings; a signal processing unit processing a signal acquired from the measurement unit; and a wireless communication unit including a monopole antenna transmitting the signal processed by the signal processing unit and a ground installed along the body, corresponding to the monopole antenna.

Due to development of technology, the signal processing unit or the monopole antenna may be manufactured smaller than 1 cm. However, the ground may be required to be greater than a certain length because of resonance. Accordingly, the ground may be separately connected to a PCB substrate and wired along the accessories body, thereby manufacturing a minimized monitoring device.

The accessory may be an accessory or small article which can be placed on a human body or clothes. In detail, they may be accessories formed in the shape of a ring or other ornaments such as a necklace, a bracelet, a necktie pin and the like, and they may be small articles formed in the shape of a ring or band such as a hat, a watch, a band, a waist belt, glasses and the like. The measuring unit may be directly or indirectly in contact with the body of the user to measure an ECG, an EMG, an EEG, a GSR, a body temperature, a pulse, and a blood pressure. In addition, the measurement unit may sense temperature, pressure, humidity, components of air, composition of air, radioactivity, and deleterious bacteria of peripheral environments.

The signal processing unit for processing the measured signal may be embodied as an IC chip on the PCB substrate, and the monopole antenna may be embodied on the same. Also, the monopole antenna may be manufactured to be less than  $\lambda/4$  by using high dielectric material or embodying a precision antenna pattern.

According to another aspect of the present invention, there is provided an accessory for remote monitoring, including: a body capable of being placed on an object; a measurement unit installed in the body measuring a change in a surrounding environment; a circuit unit including an integrated circuit chip processing a signal acquired from the measurement unit

and a monopole antenna formed on the same substrate on which the integrated circuit chip is installed; and a ground connected to the circuit unit and extended along the body.

According to another aspect of the present invention, there is provided a method of remote monitoring, including: placing a body on the object; measuring a change in a surrounding state via a measurement unit installed in the body; processing, via a signal processing unit, a signal acquired from the measurement unit; and transmitting the signal processed by the signal processing unit via a wireless communication unit including a monopole antenna and a ground installed along the body and corresponding to the monopole antenna.

Additional and/or other aspects and advantages of the present invention will be set forth in part in the description which follows and, in part, will be obvious from the description, or may be learned by practice of the invention.

### BRIEF DESCRIPTION OF THE DRAWINGS

The above and/or other aspects and advantages of the present invention will become apparent and more readily appreciated from the following detailed description, taken in conjunction with the accompanying drawings of which:

FIG. 1 is a perspective view illustrating accessories according to an embodiment of the present invention;

FIG. 2 is a partial enlarged front view illustrating internal elements of the an accessory of FIG. 1;

FIG. 3 is a partial enlarged cross-sectional view illustrating the internal elements of the an accessory of FIG. 1;

FIG. 4 is a partial enlarged front view illustrating internal elements of a pendant of the an accessory of FIG. 1;

FIG. 5 is a diagram illustrating function transfer between the internal elements of FIG. 4;

FIG. 6 is a perspective view illustrating an accessory according to another embodiment of the present invention;

FIG. 7 is a perspective view illustrating an accessory according to still another embodiment of the present invention; and

FIG. 8 is a perspective view illustrating an accessory according to yet another embodiment of the present invention.

### DETAILED DESCRIPTION OF EMBODIMENTS

Reference will now be made in detail to embodiments of the present invention, examples of which are illustrated in the accompanying drawings, wherein like reference numerals refer to the like elements throughout. The embodiments are described below in order to explain the present invention by referring to the figures.

FIG. 1 is a perspective view illustrating an accessory according to an embodiment of the present invention, FIG. 2 is a partial enlarged front view illustrating internal elements of the accessory of FIG. 1, and FIG. 3 is a partial enlarged cross-sectional view illustrating the internal elements of the accessory of FIG. 1.

Referring to FIGS. 1 through 3, accessory 100 is a kind of necklace. Accordingly, the accessory 100 comprises an accessory body 110 in the shape of a necklace, a measurement unit 120 mounted on the accessory body 110, an IC chip 132 including a signal processing circuit, a monopole antenna 142, and a ground 144. A part of the measurement unit 120 is exposed outward to be capable of maintaining contact with the body of the user directly or indirectly.

The accessory body 110 is in the form of a general necklace and includes a pendant 112 and a necklace string 114. The measurement unit 120 that can be attached to the body is

mounted on the rear side of the pendant 112, the IC chip 132 and the monopole antenna 142 are mounted on a printed circuit board (PCB) substrate 130 in the pendant 112.

The top of the pendant 112 is connected to the necklace string 114, and the monopole antenna 142 and the ground 144 are electrically connected via the engaged parts of the pendant 112 and the necklace string 114. The ground 144 is built into and along the necklace string 114 and is formed in a length of more than approximately  $\lambda/4$ , where the symbol of  $\lambda$  indicates a wavelength of a used frequency. Accordingly, the IC chip 132 may form a wireless communication unit by using the monopole antenna 142, and the ground 144 may function as a valid image antenna with respect to the monopole antenna 142.

The measurement unit 120 installed in the pendant 112 may receive a signal for monitoring a biosignal of the user by being in contact with the body of the user. Generally, the biosignal may include an electrocardiogram, an electromyogram, an electroencephalogram, and a galvanic skin response. The measurement unit may be also used for measuring a body temperature, a pulse, or a blood pressure. In addition, the measurement unit 120 may further include other functions. In addition to the use of measuring a change in the body of a user, for example, a temperature, a pressure, a humidity, a components of air, a composition of air, a radioactivity, and a deleterious bacteria analysis of the surrounding environment may be measured. To measure environmental characteristics instead of physiological characteristics, the measurement unit may be mounted on the front of a pendant instead of the rear of the pendant.

In the present embodiment, though the measurement unit 120 includes one contact terminal, according to the type and number of biosignals to be measured, two or more contact terminals may be provided and positions of contact terminals may be determined. When a plurality of contact terminals are formed, each of the contact terminals is independently connected to the signal processing unit, and the signal processing unit may generate a signal to be transmitted to the wireless communication unit via a process of amplifying, filtering, or combining signals transmitted from each of the terminals.

FIG. 4 is a partial enlarged front view illustrating internal elements of a pendant of the accessory of FIG. 1, and FIG. 5 is a diagram illustrating function transfer between the internal elements of FIG. 4.

Referring to FIGS. 1-5, the measurement unit 120 disposed in the rear side of the pendant may be in continuous contact with the body of the user and may measure electrocardiogram or electromyogram. A signal measured by the measurement unit 120 may be an analog signal. The IC chip 132, as a signal processing unit, receives the analog signal from the measurement unit 120 and may process the received signal to transmit to an external apparatus or server. Generally, the IC chip 132 may amplify, filter, and convert the measured signal into a digital signal, and the processed signal may be transmitted to an external apparatus or server via the wireless communication unit 140.

In the present embodiment, it is described that the accessory 100 measures a biosignal and transmits the biosignal to the external apparatus or server. However, the accessory 100 may receive emergency information from the external apparatus or server and may display the degree of the danger for giving a warning to the user. Namely, the wireless communication unit 140 may include not only a function of transmission but also a function of reception.

FIG. 6 is a perspective view illustrating an accessory 200 according to another embodiment of the present invention.

For reference, the accessory **200** of FIG. 6 is a necklace but includes a measurement unit and a ground mounted separately from a pendant.

Referring to FIG. 6, the accessory **200** includes an accessory body **210** formed in the shape of a necklace, a measurement unit **220** provided on the side of a string of a necklace and in contact with a body of a user, a signal processing unit **230** mounted on the measurement unit **220**, and a ground **244**. The measurement unit **220** is formed in the shape of a disk, as a conventional sensing electrode for medical use. An electrode in contact with the user's body is included underneath the measurement unit **220**.

The signal processing unit **230** is mounted on the top of the measurement unit **220** and includes an IC chip including a signal processing circuit and a monopole antenna. The IC chip of the signal processing unit **230** measures, converts, and processes a biosignal. The IC chip is electrically connected to the electrode of the measurement unit **220**. Also, the monopole antenna of the signal processing unit **230** is functionally connected to the ground **244**.

The measurement unit **220** and the signal processing unit **230** are installed in a part of the string of the accessory body **210**, and the ground **244** in the body. Though the measurement unit **120** and the PCB substrate **130** are built into the accessory body **110** in FIGS. 1 and 2, in the present embodiment, the measurement unit **220** and the signal processing unit **230** are formed on the outside of the accessory body **210** and the ground **244** is wired by using the string.

The ground **244** is formed in a length greater than approximately  $\lambda/4$  of a used frequency. Accordingly, the IC chip of the signal processing unit **230** may form a wireless communication unit by using the monopole antenna and the ground **244**, and the ground **244** may function as a valid image antenna with respect to the monopole antenna.

The measurement unit **220** mounted on the string may receive a signal for monitoring a biosignal of a user by being in contact with the user's body. As described above, the biosignal may include an electrocardiogram (ECG), an electromyogram (EMG), an electroencephalogram (EEG), a galvanic skin response (GSR), a body temperature, a pulse, and a blood pressure.

In the present embodiment, one measurement unit **220** is mounted on the string, but the type or number of measurement units may vary. When a plurality of measurement units is formed, the measurement units may be independent or may be dependently connected to each other along the string.

The measurement **220** may measure an ECG or an EMG while being in contact with the user's body. The signals measured by the measurement unit **220** may be prepared to be transmitted externally via the IC chip of the signal processing unit **230**. The IC chip may amplify, filter, and convert the measured signal into a digital signal to transmit to an external apparatus or server via a wireless communication unit.

FIG. 7 is a perspective view illustrating an accessory **300** according to still another embodiment of the present invention.

Referring to FIG. 7, the accessory **300** is a watch and includes an accessory body **310** in the shape of a watch, a measurement unit **320** mounted on a part of the accessory body **310** and in contact with a user's wrist, a signal processing unit **330** including an IC chip including a signal processing circuit, a monopole antenna (not shown), and a ground **344**.

The accessory body **310** includes a watch body and a watch band **314**. The measurement unit **320** capable of being in contact with the wrist is installed in the bottom of the watch body, and the signal processing unit **330** including the IC chip

is formed in a watch body together with the measurement unit **320**. Also, the signal processing unit **330** includes the IC chip and the monopole antenna on a single PCB substrate. Since internal elements of the accessory have been previously described with reference to FIG. 4, detailed configuration and description will be omitted.

Referring to FIG. 7, both sides of the watch body are connected to the watch band **314**, and the monopole antenna and the ground **344** are electrically connected to a portion of the connection between the watch body and the watch band **314**. The ground **344** is built in the watch band **314** and formed in a length of at least more than approximately  $\lambda/4$  of a used frequency. Accordingly, the IC chip may form a wireless communication unit by using the monopole antenna and the ground **344**, and the ground **344** may function as a valid image antenna with respect to the monopole antenna.

The measurement unit **320** mounted on the watch body may receive a signal for monitoring a biosignal of a user while being in contact with the user's wrist. Generally, the biosignal may include an ECG, an EMG, an EEG, a GSR, a body temperature, a pulse, and a blood pressure. In addition, the measurement unit may sense a temperature, a pressure, a humidity, a components of air, a composition of air, a radioactivity, and a deleterious bacteria of the surrounding environment.

In the present embodiment, the measurement unit **320** includes one contact terminal, but according to the type and number of biosignals to be measured, two or more contact terminal may be provided and a position of the contact terminal may be determined.

The measurement unit **320** in the rear of the watch body may measure an ECG or an EMG while being in contact with the user's wrist. A signal measured by the measurement unit **320** is an analog signal. The IC chip of the signal processing unit **330** receives the analog signal from the measurement unit **320** and may prepare to transmit the received signal outside by processing. The IC chip may amplify, filter, and convert the measured signal into a digital signal, and the processed signal may be transmitted to an external apparatus or server via a wireless communication unit.

FIG. 8 is a perspective view illustrating an accessory **400** according to yet another embodiment of the present invention.

Referring to FIG. 8, the accessory **400** is motivated by glasses and includes an accessory body **410** in the shape of glasses, a measurement unit **420** mounted on a part of the accessory body **410** and in contact with sides of a user's head, a signal processing unit **430** including an IC chip including a signal processing circuit, a monopole antenna (not shown) and a ground **444** mounted together with the IC chip on a substrate.

The accessory body **410** includes a glasses body and glasses legs (or temples) **414** formed on both ends of the glasses body. The measurement unit **420** capable of being in contact with a side of a face is installed in one of the glasses legs **414**. The signal processing unit **430** including the IC chip is installed in the glasses leg **414**, close to the measurement unit **420**. Also, the signal processing unit **430** includes the IC chip and the monopole antenna on a single PCB substrate.

The measurement unit **420**, the signal processing unit **430**, and the ground **444** are sequentially provided along the glasses leg **414**. The ground **444** is built in the glasses leg **414** and formed in a length greater than approximately  $\lambda/4$  of a used frequency. Accordingly, the IC chip may form a wireless communication unit by using the monopole antenna and the ground **444**, and the ground **444** may function as a valid image antenna with respect to the monopole antenna.

The measurement unit **420** mounted on the glasses leg **414** may receive signals associated with an ECG, an EMG, an EEG, a GSR, a body temperature, a pulse, and a blood pressure of a user while being in contact with the head. Though the measurement unit **420** is mounted in one of the glasses legs **414** in the present embodiment, according to the type and number of biosignals to be measured, two or more measurement units may be provided in each glasses leg.

The measurement unit **420** in the glasses leg **414** may measure a desired biosignal while being in contact with the head. A signal measured by the measurement unit **420** is processed via the IC chip of the signal processing unit **430**, and the processed signal may be transmitted to an external apparatus or server by using the monopole antenna and the ground **444**.

The accessories of the above-described embodiments of the present invention may be conventional accessories or small articles and may include a micro circuit unit and an antenna. However, since a ground has to have a certain length for effective communication, the ground may be built or wired into an accessory body in the certain length. A ground having more than the certain length makes an efficient wireless communication of the accessory possible.

Since the shapes of conventional clothing articles or accessory can be used as an accessory body of the present invention, it is simple to put on or carry, thereby maximizing convenience of users.

Although a few embodiments of the present invention have been shown and described, the present invention is not limited to the described embodiments. Instead, it would be appreciated by those skilled in the art that changes may be made to these embodiments without departing from the principles and spirit of the invention, the scope of which is defined by the claims and their equivalents.

What is claimed is:

1. An accessory for remote monitoring, comprising:
  - a body capable of being placed on a monitored subject;
  - a measurement unit provided on the body to be in contact with the subject to measure at least one biosignal of the subject;
  - a signal processing unit to process a signal acquired from the measurement unit; and
  - a wireless communication unit including a monopole antenna to transmit the signal processed by the signal processing unit, and a ground installed in the body corresponding to the monopole antenna,
    - wherein the signal processing unit and the monopole antenna are provided on the body and electrically connected to the measurement unit provided on the body,
    - wherein the ground functions as a valid image antenna with respect to the monopole antenna,
    - wherein the ground is installed in the body to form a part of the body,
    - wherein the body has a strip to be hanged on the subject, and
    - wherein the ground electrically connected to the monopole antenna is built in the strip, and a length of the ground is greater than approximately  $\lambda/4$  of a frequency used by the wireless communication unit to transmit the signal processed by the signal processing unit.
2. The accessory of claim 1, wherein the body is in a form of a necklace, a bracelet, a belt, a watch, a band, a ring, or a pair of glasses.
3. The accessory of claim 2, wherein the ground is in the body along a periphery of the body.
4. The accessory of claim 1, wherein the measurement unit measures at least one of an electrocardiogram, an electromyogram,

an electroencephalogram, a galvanic skin response, an electrooculogram, a body temperature, a pulse, a blood pressure, and a physical movement.

5. The accessory of claim 1, wherein the signal processing unit is in an integrated circuit (IC) chip on a printed circuit (PCB) substrate.

6. The accessory of claim 5, wherein the monopole antenna is on the PCB.

7. The accessory of claim 1, wherein the wireless communication unit also receives information.

8. The accessory of claim 1, wherein the monopole antenna is functionally connected to the ground.

9. An accessory for remote monitoring, comprising:
 

- a body capable of being placed on a monitored subject;
- a measurement unit provided on the body to be in contact with the subject to measure at least one biosignal of the subject;
- a circuit unit including an integrated circuit chip to process a signal acquired from the measurement unit and a monopole antenna formed on the same substrate on which the integrated circuit chip is installed; and
- a ground connected to the circuit unit and extended in the body, and the ground functions as a valid image antenna with respect to the monopole antenna,

 wherein the circuit unit and the monopole antenna are provided on the body and electrically connected to the measurement unit provided on the body,
 

- wherein the ground is installed in the body to form a part of the body,
- wherein the body has a strip to be hanged on the subject, and
- wherein the ground electrically connected to the monopole antenna is built in the strip, and a length of the ground is greater than approximately  $\lambda/4$  of a frequency used by the wireless communication unit to transmit the signal processed by the signal processing unit.

10. The accessory of claim 9, wherein the body is in a form of a necklace, a bracelet, a belt, a watch, a band, a ring, and a pair of glasses.

11. The accessory of claim 9, wherein the measurement unit measures at least one of an electrocardiogram, an electromyogram, an electroencephalogram, a galvanic skin response, an electrooculogram, a body temperature, a pulse, a blood pressure, and a physical movement.

12. A method of remote monitoring, comprising:
 

- placing a body on a monitored subject;
- measuring at least one biosignal of the object subject via a measurement unit provided on the body to be in contact with the subject ;
- processing, via a signal processing unit, a signal acquired from the measurement unit; and
- transmitting the signal processed by the signal processing unit via a wireless communication unit including a monopole antenna, and a ground installed in the body corresponding to the monopole antenna and functioning as a valid image antenna with respect to the monopole antenna,

 wherein the signal processing unit and the monopole antenna are provided on the body and electrically connected to the measurement unit provided on the body,
 

- wherein the ground is installed in the body to form a part of the body,
- wherein the body has a strip to be hanged on the subject, and
- wherein the ground electrically connected to the monopole antenna is built in the strip, and a length of the ground is greater than approximately  $\lambda/4$  of a frequency used by

the wireless communication unit to transmit the signal processed by the signal processing unit.

\* \* \* \* \*

专利名称(译)	远程监控配件		
公开(公告)号	<a href="#">US8882667</a>	公开(公告)日	2014-11-11
申请号	US11/436769	申请日	2006-05-19
[标]申请(专利权)人(译)	三星电子株式会社		
申请(专利权)人(译)	SAMSUNG ELECTRONICS CO. , LTD.		
当前申请(专利权)人(译)	SAMSUNG ELECTRONICS CO. , LTD.		
[标]发明人	KIM JONG PAL SHIN KUN SOO		
发明人	KIM, JONG PAL SHIN, KUN SOO		
IPC分类号	H01Q1/40 H01Q1/48 A61B5/04 A61B5/00 A61B5/0205		
CPC分类号	A61B5/0205 A61B5/04004 A61B5/0002 A61B5/441 A61B5/6803 A61B5/0476 A61B5/01 A61B5/0402 A61B5/04012 A61B5/681 A61B5/021 A61B5/72 A61B5/0488 A61B5/0015 A61B5/0008 A61B5/0006		
代理机构(译)	STAAS & HALSEY LLP		
审查员(译)	THOMSON , WILLIAM		
优先权	1020050095644 2005-10-11 KR		
其他公开文献	US20070106145A1		
外部链接	<a href="#">Espacenet</a> <a href="#">USPTO</a>		

摘要(译)

一种用于远程监控的附件，包括：能够放置在人体上的主体；安装在体内并测量周围环境变化的测量单元；信号处理单元，用于处理从测量单元获取的信号；无线通信单元包括单极天线，该单极天线发送由信号处理单元处理的信号和沿着主体安装的地，对应于单极天线。信号处理单元和单极天线制造成小尺寸以形成在附件主体的附件主体或周边中，并且可以通过使用带或延伸形状的附件主体来获得用于接地的空间。。

