



(19) **United States**

(12) **Patent Application Publication** (10) **Pub. No.: US 2002/0111556 A1**

Wegner (43) **Pub. Date: Aug. 15, 2002**

(54) **METHOD FOR RECORDING ELECTROCARDIOGRAMS**

Publication Classification

(76) Inventor: **Stanley Wegner**, Auburn, CA (US)

(51) **Int. Cl.⁷** **A61B 5/04**
(52) **U.S. Cl.** **600/523**

Correspondence Address:
STANLEY WEGNER
26424 TABLE MEADOW RD.
AUBURN, CA 95602 (US)

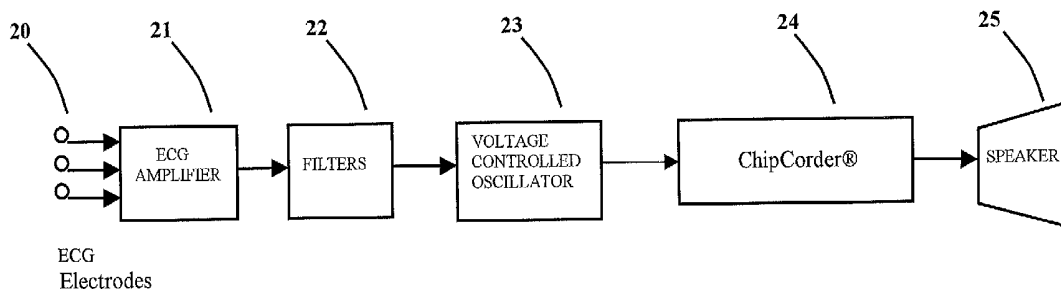
(57) **ABSTRACT**

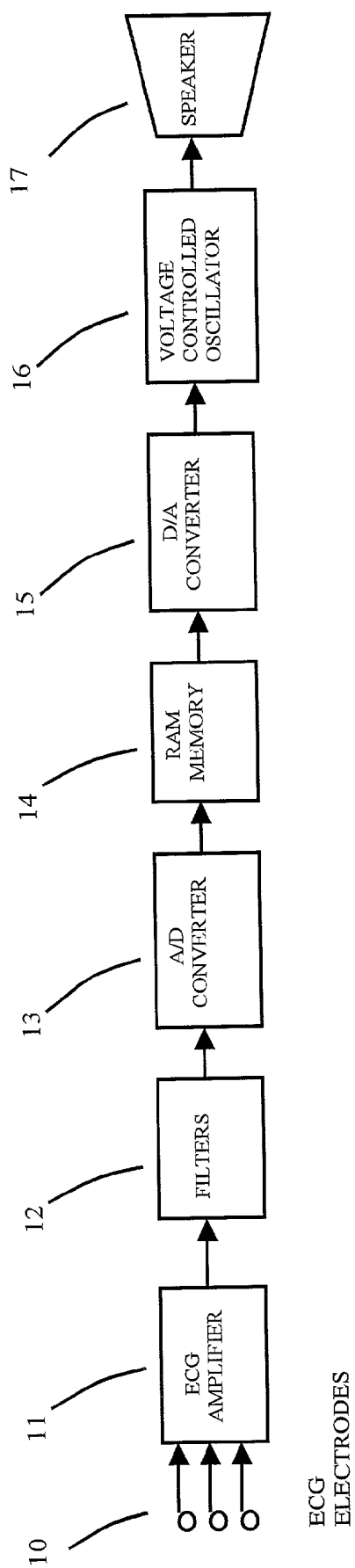
(21) Appl. No.: **10/075,527**
(22) Filed: **Feb. 12, 2002**

A new method for storing electrocardiogram (ECG) data in Transtelephonic/Cardiac Event Recorders is described. This method converts the ECG to a frequency-modulated (FM) format within the audible range and stores the FM converted ECG data in an audio-data recording device for subsequent acoustic FM telephone transmission to an ECG receiving center. The new method does not require analog-digital or digital-analog converters as used by conventional ECG recording devices and offers improved ECG resolution and dynamic range.

Related U.S. Application Data

(60) Provisional application No. 60/268,531, filed on Feb. 15, 2001.





PRIOR ART

Figure 1

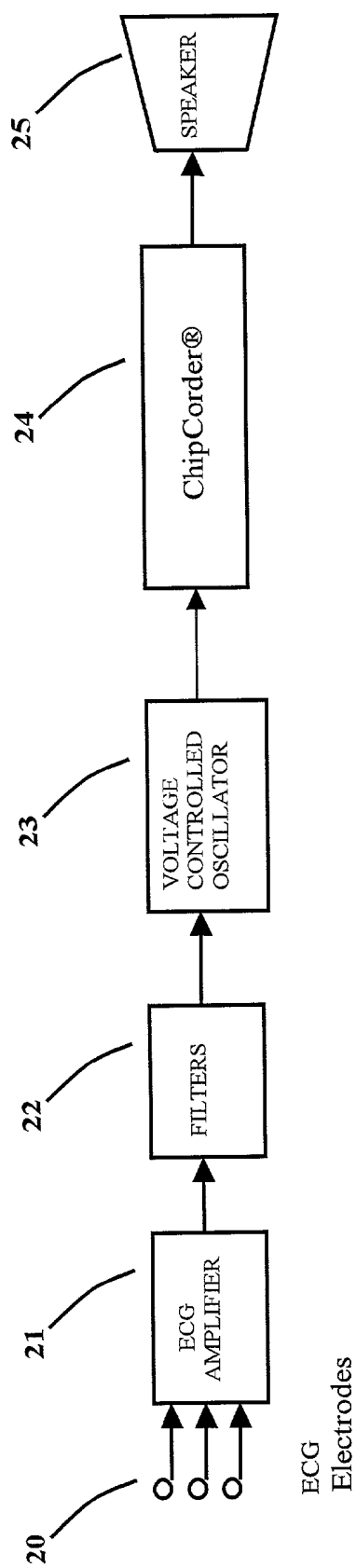


Figure 2

METHOD FOR RECORDING ELECTROCARDIOGRAMS

CROSS-REFERENCE TO RELATED APPLICATIONS

[0001] This application claims priority from the applicant's co-pending Provisional Application Serial No. 60/268,531, filed Feb. 15, 2001.

BACKGROUND OF THE INVENTION

[0002] 1. Technical Field

[0003] The present invention relates to the field of medical instrumentation, and more particularly, to a branch of electrocardiography referred to as Transtelephonic Electrocardiogram (ECG) recording and/or Cardiac Event Recording. This technology utilizes small, hand-held devices to record and store an ECG wave-form in a digital memory for subsequent telephone-transmission to a receiving center for analysis by medical personnel. These devices are prescribed by physicians for evaluating possible cardiac-related symptoms. The method described herein relates to a unique method of converting and storing the ECG signal for use in transtelephonic/cardiac event recorders.

[0004] 2. Background

[0005] Transmitting ECG by telephone was first published by Wilhelm Einthoven in Archives Internationale de Physiologie, 4:132, 1906. A translation of this work was published in the U.S. literature by Dr. Henry Blackburn (Blackburn, Henry W.: Translation of "Le Telecardiogram", American Heart Journal, 54:602,) in April, 1957. In the ensuing years, numerous instruments were developed to record and transmit ECGs from patient's homes, hospitals, and physician's offices. Examples of such instruments are described in U.S. Pat. No. 3,199,508 filed in 1965 and U.S. Pat. No. 3,991,747 filed in 1974. These devices had no storage capability and could only monitor "real-time" ECGs. Their primary application was monitoring cardiac pacemaker operation remotely from patients' homes.

[0006] The development of low-power solid-state memories (Random Access Memories RAMs) in the 1980's gave rise to the current recorder technology, which stores the ECG signal in digital form in memory. Recordings can thus be made whenever required, e.g., when a patient experiences symptoms, and transmitted at a later time to the analysis center. This technology, referred to as Transtelephonic ECG Monitoring or Cardiac Event Recording, has now become a standard diagnostic technique for evaluating ECGs in patients with infrequent symptoms. The patient can record his/her ECG whenever the symptom occurs using a pager-sized recorder and later transmit the stored ECG to an analysis center for evaluation.

[0007] 3. Prior Art

[0008] Although transmission of ECGs by telephone is an old technology, first published by the founder of modern electrocardiography—Wilhelm Einthoven—in 1906 (Archives Internationale de Physiologie, 4:132), the practical application of this technology awaited the development of battery-powered storage devices. These devices enabled patients to record ECGs during symptomatic events no matter when or where they occurred. Commercial offerings

of devices incorporating solid-state memory were made in the early 1980's. U.S. Pat. Nos. 4,483,346 and 4,531,527 describe ECG recording and transmission systems incorporating digital memory. Since that time, numerous American and International manufacturer's have produced memory cardiac event recorders.

[0009] Recent developments in this field have focused on the physical design of the devices—e.g., monitors incorporated into wrist-watches as revealed in U.S. Pat. Nos. 5,191,891, 5,333,616 and 5,365,935). The common features of these and previous devices are: 1) the use of analog-digital conversion of the ECG, 2) storage of the digitized data in a solid-state memory, such as RAM, EPROM, or FLASH Memory, and 3) digital to analog conversion and frequency modulation (FM) for playback. No devices have been reported which store ECG in an FM format, the method described herein, which was previously disclosed in Provisional U.S. Patent Application No. 60/268,531, on Feb. 15, 2001.

BRIEF SUMMARY OF THE INVENTION

[0010] The unique method disclosed herein for storage of ECG data in transtelephonic devices makes use of a new technology developed for storing voice recordings and used in telephone answering systems, voice recorders, etc. as illustrated in U.S. Pat. Nos. 4,890,259, 5,241,494 and 5,294,819. This technology, termed "digital-analog recording", employs a high-density EEPROM in which each cell has 256 levels instead of the usual binary (on/off state) information. The device, called a ChipCorder® (ChipCorder® is a registered trademark of Information Storage Devices, Inc.), can store and reproduce sound with high precision. U.S. Pat. No. 4,890,259 describes the advantages of this technology over conventional analog-digital conversion techniques in relation to audio recording applications.

[0011] To use this storage device, the method described here first converts the ECG to a constant-amplitude Frequency-Modulated (FM) format within the audible frequency range (e.g., 1800 Hz) and stores the FM data as "sound" in the ChipCorder®. The present invention eliminates the need for A/D and D/A converters used in conventional systems and improves the resolution and input signal range of conventional recording techniques. Using the input voltage range of 4 millivolts (+/-2 mV) recommended by the Association for the Advancement of Medical Instrumentation, 3330 Washington Blvd., Arlington, Va. 22201, (American National Standard-Ambulatory Electrocardiographs, ANSI/AAMI EC38-1994), the quantization error of a typical 8-Bit digital system would be 31.25 microvolts (i.e., +/-1 bit) whereas the ChipCorder® gives a stability of better than 5 microvolts. The commonly used modulation level of 100 Hz/millivolt for conventional recording systems allows an input voltage range for the present invention in excess of 10 millivolts (i.e., +/-5 millivolts) as the modulated frequencies are well within the bandwidth of standard telephone lines (1800 Hz +/-500 Hz=1300 Hz-2300 Hz). Alternatively, modulation could be doubled (200 Hz/millivolt) with the accepted input voltage range to improve resolution with conventional receiving systems. Moreover, the non-volatile memory permits retrieval of recorded data in event of battery failure.

BRIEF DESCRIPTION OF THE SEVERAL
VIEWS OF THE DRAWING

[0012] **FIG. 1** is a diagram showing the conventional, prior art, method of recording and storing ECG data.

[0013] **FIG. 2** is a diagram of the method of recording and storing ECG data as revealed in the present invention.

DETAILED DESCRIPTION OF THE
INVENTION

[0014] In a conventional prior art system, as shown in **FIG. 1**, the ECG signal is sensed from the body surface by electrodes **10**, amplified **11**, band-pass filtered **12**, digitized **13**, and stored in digital memory **14** as an 8-bit value (10 and 12-bit systems have also been used). On playback, the stored digital wave-form is re-converted to analog form **15**, converted to a frequency-modulated signal **16**, and played through a speaker **17** for acoustic transmission over telephone lines to a receiving system.

[0015] The method of the present invention for ECG recording and storage, is shown in **FIG. 2**. Referring to **FIG. 2**, the ECG signal is sensed from the body surface by electrodes **20**, is amplified **21**, band-pass filtered **22**, but in contrast to the conventional method, is converted to a constant-amplitude Frequency-Modulated signal within the audible range (e.g., 1800 Hz) by the voltage-controlled oscillator **23**. The FM signal is then stored as a "sound" in the ChipCorder®**24**. On playback, the recorded FM signal is output is applied to the speaker **25** for acoustic telephone-transmission of the ECG data to a receiving system. The

ChipCorder® in **FIG. 2** replaces the A/D converter **13**, RAM memory **14**, and the D/A converter **15** in a conventional system (**FIG. 1**).

I claim:

1. A system for storage of electrocardiogram (ECG) data comprised of an ECG monitoring device adapted to record patient-generated ECG data, convert said data to Frequency-modulated format, electronically store said data in a voice-storage system, subsequently recall said data, and transmit said data acoustically by telephone to a receiving station for demodulation to the original ECG wave-form.

2. The system of claim 1 wherein ECG data is converted to a constant-amplitude FM signal within the audible frequency range and stored as acoustic data in a non-volatile audio-data storage device. In the preferred embodiment of the invention, a ChipCorder® is used as the ECG-data storage device.

3. The system of claim 1 wherein ECG data is stored in non-volatile memory without the requirement of an A/D converter.

4. The system of claim 1 wherein ECG data is retrieved from the non-volatile audio-data storage device in FM format and transmitted acoustically by telephone to a receiving station.

5. The system of claim 1 wherein ECG data is stored is retrieved from non-volatile memory and applied to a speaker for acoustic ECG transmission without the requirement of a D/A converter.

* * * * *

专利名称(译)	记录心电图的方法		
公开(公告)号	US20020111556A1	公开(公告)日	2002-08-15
申请号	US10/075527	申请日	2002-02-12
[标]申请(专利权)人(译)	WEGNER STANLEY		
申请(专利权)人(译)	WEGNER STANLEY		
当前申请(专利权)人(译)	WEGNER STANLEY		
[标]发明人	WEGNER STANLEY		
发明人	WEGNER, STANLEY		
IPC分类号	A61B5/00 A61B5/0432 A61B5/04		
CPC分类号	A61B5/0006 A61B5/04325		
优先权	60/268531 2001-02-15 US		
外部链接	Espacenet USPTO		

摘要(译)

描述了一种用于在Transtelephonic / Cardiac Event Recorders中存储心电图 (ECG) 数据的新方法。该方法将ECG转换为可听范围内的频率调制 (FM) 格式，并将FM转换的ECG数据存储在音频数据记录设备中，以便随后将声学FM电话传输到ECG接收中心。该方法不需要传统ECG记录设备所使用的模拟 - 数字或数字 - 模拟转换器，并提供改进的ECG分辨率和动态范围。

