

(19)



(11)

**EP 3 580 525 B1**

(12)

**EUROPEAN PATENT SPECIFICATION**

(45) Date of publication and mention of the grant of the patent:  
**06.05.2020 Bulletin 2020/19**

(51) Int Cl.:  
**G01C 22/00 (2006.01) A61B 5/00 (2006.01)**  
**A61B 5/11 (2006.01)**

(21) Application number: **17706959.8**

(86) International application number:  
**PCT/EP2017/000171**

(22) Date of filing: **08.02.2017**

(87) International publication number:  
**WO 2018/145719 (16.08.2018 Gazette 2018/33)**

**(54) SYSTEM FOR CARRYING OUT A TRAINING OR A COMPETITION OF OR BETWEEN TWO ATHLETES**

SYSTEM ZUR DURCHFÜHRUNG EINES TRAININGS ODER EINES WETTKAMPFES VON ODER ZWISCHEN ZWEI SPORTLERN

SYSTÈME DE RÉALISATION D'UN ENTRAÎNEMENT DE DEUX ATHLÈTES OU D'UNE COMPÉTITION ENTRE DEUX ATHLÈTES

(84) Designated Contracting States:  
**AL AT BE BG CH CY CZ DE DK EE ES FI FR GB GR HR HU IE IS IT LI LT LU LV MC MK MT NL NO PL PT RO RS SE SI SK SM TR**

- **MILES, Baljinder Kaur**  
**91074 Herzogenaurach (DE)**
- **JOHNSON, Charles**  
**90408 Nürnberg (DE)**

(43) Date of publication of application:  
**18.12.2019 Bulletin 2019/51**

(74) Representative: **Gosdin, Carstensen & Partner**  
**Patentanwälte Partnerschaftsgesellschaft mbB**  
**Adam-Stegerwald-Straße 6**  
**97422 Schweinfurt (DE)**

(73) Proprietor: **PUMA SE**  
**91074 Herzogenaurach (DE)**

(56) References cited:  
**EP-A1- 2 283 379 WO-A1-2016/074689**

(72) Inventors:  
• **BENEYTO-FERRE, Jordi**  
**90419 Nürnberg (DE)**

**EP 3 580 525 B1**

Note: Within nine months of the publication of the mention of the grant of the European patent in the European Patent Bulletin, any person may give notice to the European Patent Office of opposition to that patent, in accordance with the Implementing Regulations. Notice of opposition shall not be deemed to have been filed until the opposition fee has been paid. (Art. 99(1) European Patent Convention).

## Description

**[0001]** The invention relates to a system for carrying out a training or a competition of or between two athletes.

**[0002]** There is the demand to carry out especially a running training of two runners or to do especially a running competition between two runners not only in the case that the two runners are using the same sports facility and thus that the two runners can observe each other with respect to their actual performance. The mutual observation of the two athletes is not possible in the case that the runners are doing their training remote from another. The same applies with respect to a training or a competition between two athletes of another kind, like e. g. bicyclists or skier.

**[0003]** EP 2 283 379 A1 discloses a method of participating in an athletic event with a remotely-located competitor using first and second wireless competition devices. The wireless competition devices comprise mobile phones. The athletes can inform themselves concerning the status of the competition and their own performance when viewing the display of the mobile phone. WO 2016/074689 A1 discloses a navigation system for an athlete which runs an unknown running path. The garment worn by the athlete comprises light sources built in the arm sleeves; these light sources indicate the path to follow at intersections.

**[0004]** Thus, it is an object of the present invention to provide a system which makes it possible to allow a mutual observation of the actual performance of the athletes even in the case that the athletes are (far) remote from another. Specifically, it should become possible that the two athletes observe their respective performances during a competition between them.

**[0005]** The solution of this object according to the invention is characterized in that the system comprises:

a first sports garment for the first athlete, wherein the first sports garment comprises at least one first signal element for emitting a signal to the first athlete, wherein the first signal element is an optical fiber, a glass fiber or an electroluminescent element which can emit an optical signal and which is fixed to the first sports garment, wherein the first sport garment comprises or is in connection with a first communication element, especially with a first mobile phone, wherein the first communication element comprises a GPS module;

wherein first control and/or calculating means are arranged at or in the first communication element for measuring of an actual distance covered by the first athlete;

a second sports garment for the second athlete, wherein the second sports garment comprises at least one second signal element for emitting a signal to the second athlete, wherein the second signal el-

ement is an optical fiber, a glass fiber or an electroluminescent element which can emit an optical signal and which is fixed to the second sports garment, wherein the second sport garment comprises or is in connection with a second communication element, especially with a second mobile phone, wherein the second communication element comprises a GPS module;

wherein second control and/or calculating means are arranged at or in the second communication element for measuring of an actual distance covered by the second athlete;

wherein the first and the second communication elements are designed to establish a communication between them;

wherein first control means are provided at or in the first sports garment for emitting a predetermined first signal by the first signal element in the case that the actual distance of the first athlete is bigger than the actual distance of the second athlete and wherein second control means are provided at or in the second sports garment for emitting a predetermined second signal by the second signal element in the case that the actual distance of the first athlete is bigger than the actual distance of the second athlete and

wherein the predetermined second signal is emitted by the first signal element in the case that the actual distance of the first athlete is smaller than the actual distance of the second athlete and wherein the predetermined first signal is emitted by the second signal element in the case that the actual distance of the first athlete is smaller than the actual distance of the second athlete,

wherein the first control means and/or the second control means are designed to emit no signal or a predetermined third signal (distinct from the first and from the second signal) by the first and/or second signal element in the case that the actual distance of the first athlete and the actual distance of the second athlete are equal, taking into account a predetermined tolerance of the ratio between the actual distance of the first athlete and the actual distance of the second athlete, wherein the ratio between the actual distance of the first athlete and the actual distance of the second athlete for determination of the tolerance is between 0.9 and 1.1.

**[0006]** The mentioned first and second communication elements are preferably mobile phones, but also other comparable elements can be taken into consideration which can establish a wireless communication between them.

**[0007]** Thus, the concept according to the invention is basing insofar on the use of communication element, especially of mobile phones, with a respective GPS module by which it is possible to calculate the actual (running) distance (from a defined starting point) which is covered by each of the two athletes, i. e. the distance from a starting point to an actual location of the athletes. This information is used to make a comparison between the two athletes, i. e. which one of the athletes has covered the bigger distance from a starting point. According to this comparison a signal is emitted by the signal means to both athletes, i. e. a first signal to the athlete who covered the longer distance and a second signal (which is different from the first signal) to the athlete who covered the shorter distance so far.

**[0008]** As the communication takes place preferably via the two mobile phones the two athletes can do their competition at different places around the world, i. e. there is no necessity to use the same sporting facility.

**[0009]** By doing so, the two athletes can compare their performances, i. e. there is a permanent signaling who is the "faster" and who is the "slower".

**[0010]** The concept according to the invention can also be used for a comparison of the (running) speed of the two athletes (instead of comparing the covered distances from a starting point). In this case the system comprises basically the same elements, wherein now first control and/or calculating means are arranged at or in the first communication element for measuring of an actual speed of the first athlete and wherein second control and/or calculating means are arranged at or in the second communication element for measuring of an actual speed of the second athlete,

wherein first control means are provided at or in the first sports garment for emitting a predetermined first signal by the first signal element in the case that the actual speed of the first athlete is bigger than the actual speed of the second athlete and wherein second control means are provided at or in the second sports garment for emitting a predetermined second signal by the second signal element in the case that the actual speed of the first athlete is bigger than the actual speed of the second athlete and

wherein the predetermined second signal is emitted by the first signal element in the case that the actual speed of the first athlete is smaller than the actual speed of the second athlete and wherein the predetermined first signal is emitted by the second signal element in the case that the actual speed of the first athlete is smaller than the actual speed of the second athlete,

wherein the first control means and/or the second control means are designed to emit no signal or a predetermined third signal (distinct from the first and from the second signal) by the first and/or second signal element in the case that the actual speed of the first athlete and the actual speed of the second athlete are equal, taking into account a predetermined tolerance of the ratio between the actual speed of the first athlete and the actual speed

of the second athlete, wherein the ratio between the actual speed of the first athlete and the actual speed of the second athlete for determination of the tolerance is between 0.9 and 1.1.

**[0011]** So, the actual (running) speeds of the two athletes (especially runners) can be displayed or signaled to the two athletes, i. e. who is actually the faster and who is the slower.

**[0012]** By doing so the signaling of the actual performance is homogenized which can be beneficial if the two athletes provide similar performances. Specifically, it can be provided that the ratio between the actual distance of the first athlete and the actual distance of the second athlete for determination of the tolerance is between 0.95 and 1.05, preferably between 0.99 and 1.01.

**[0013]** A further development of the proposed concept suggests that the predetermined first signal and/or the predetermined second signal depend on the difference between the actual distance of the first athlete and the actual distance of the second athlete. Thus, in this case the emitted signals can vary in their intensity in dependence of the mentioned difference. This can give a hint to the athletes how big the difference in their performances is. Here, the intensity of the (light) signal can be taken into consideration (more or less light intensity dependent of the difference in the performances of the two athletes). Alternatively, a periodical interruption for the light signal in dependency on the difference in the performances of the two athletes can be provided. The frequency of the interruption can increase with the magnitude of the mentioned difference. Also the color of the light can change (the bigger the distance gets the "darker" the green or red light becomes, see below).

**[0014]** When it comes to the survey of speeds (instead of covered distances) it can be provided in an analogue manner that the ratio between the actual speed of the first athlete and the actual speed of the second athlete for determination of the tolerance is between 0.95 and 1.05, preferred between 0.99 and 1.01.

**[0015]** The predetermined first signal and/or the predetermined second signal can also here depend on the difference between the actual speed of the first athlete and the actual speed of the second athlete.

**[0016]** The first and/or the second sports garment can have a receiving chamber or holding device for receiving or holding the communication element (mobile phone).

**[0017]** The first and/or the second sports garment can be sports jackets. The first signal element and/or the second signal element can be fixed in this case to arm sleeves of the sports jacket. This makes it easy for the athletes to observe the emitted signals.

**[0018]** The first control and/or calculating means and/or the second control and/or calculating means can be integrated into the first and/or second communication elements (mobile phones).

**[0019]** Beneficially, the predetermined first signal is a green (or blue) light; the predetermined second signal is preferably a red light. So, it is easily to see for the athlete

if he or she is the faster or the slower one.

**[0020]** The first control means can be integrated in the first communication element (mobile phone) and the second control means can be integrated in the second communication element (mobile phone). Here, it is preferred that those functions are available via an App (software application) stored in the communication element (mobile phone).

**[0021]** While a jacket, especially a running jacket, or the like is preferred it is however also possible to apply the concept according to the present idea to other garments like for example a (running) shirt, vest, trousers or the like.

**[0022]** To avoid a frequent switching between the mentioned first and second signals it can be taken into consideration - as described above - that a tolerance is used for the calculation of the signals. In this case the last signals are kept until the mentioned tolerances for the covered distances or speeds are left. The status within the mentioned tolerance can be signaled to the athletes by emitting a third signal, especially a third color. That is, the predetermined first, second and third signals are distinct from another.

**[0023]** That is, for example a green light signal can be emitted to the first athlete if he or she is the athlete who has covered the bigger distance from his or her starting point; at the same time a red light signal is emitted to the second athlete who covered the smaller distance from his or her starting point. If the covered distances are basically equal or within the mentioned tolerance a blue light signal can be emitted to both athletes showing that they have currently the same performance.

**[0024]** The communication between the communication element (mobile phone) and the rest of the devices in the garment occurs preferably wireless. The connection means comprise preferably elements for establishing a Blue Tooth connection which needs not to be described in detail here as it is well known in the art.

**[0025]** Each one single light emitting element can be arranged in the left and in the right region of the garment. The garment has preferably two arm sleeves which reach down at least to the elbow of the athlete.

**[0026]** The survey of the data (covered distance or speed) takes place continuously so that changes can be displayed to the athletes immediately.

**[0027]** Thus, the invention is basing on the idea that two communication elements, which are preferably smart phones, with respective GPS navigation function are used to determine actual covered distances during training or competition or actual speeds of the athletes and to display to both athletes who is the faster and who is the slower athlete. As the communication between the athletes takes place via the communication element (mobile phone) it becomes possible to do competitions or challenges, wherein the two athletes are doing their sports at far distanced locations, e. g. in different towns.

**[0028]** Beneficially, two distinct optical elements (optical fibers / glass fibers / electroluminescent element) are

anchored in the garments on the sleeves of the same to make the displayed information visible to the athletes in an easy manner.

**[0029]** The optical elements can be connected with a Blue Tooth device which communicates with the respective communication element (smart phone) which is worn during sporting. According to the situation and controlled by the communication element (smart phone) light is emitted into the distinct optical fibers by a control element which gets its information via Blue Tooth from the communication element (smart phone).

**[0030]** The proposed system is beneficially used in connection with a running training or a running competition of or between two runners. But it is of course also suitable for other athletes doing a training or competition, especially for bicyclists, skier or walker.

**[0031]** In the drawings an embodiment of the invention is shown.

20 Fig. 1 shows two runners who do a running competition at far distanced locations,

Fig. 2 shows the front view of a sports garment being a running jacket,

25 Fig. 3 shows schematically a course which is taken by the first runner and

30 Fig. 4 shows schematically some of the components of a system according to the invention and the function of the same.

**[0032]** In Fig. 1 two runners 1 and 2 are depicted who wear a first sports garment 3 and a second sports garment 8 respectively. The two runners 1, 2 are running at far distanced locations, i. e. in different towns and would like to carry out a running competition.

**[0033]** With respect to Fig. 3 (there showing the situation for the runner 1) the runners started their competition at an individual start position (ST1) and are running a defined course leading from the start position to an end position (EN1). At a certain time the runner are located at an actual position (AC1). Till this position the runner covered an actual running distance S1 (runner 1) and S2 (runner 2) respectively. Furthermore, the actual running speeds are V1 for the runner 1 and V2 for the runner 2.

**[0034]** Both sports garments 3, 8 are equipped with signal elements 4 and 9. The first signal element 4 is attached or integrated into the first garment 3, while the second signal element 9 is attached or integrated into the second garment 8. In the shown embodiment the signal elements 4, 9 are glass fibers which can display a light signal with a desired color.

**[0035]** This is shown in Fig. 2. Here the sports garment 3, 8 being a runner's jacket is shown which has two (long) arm sleeves 14 and 15. In the inner of the garment 3, 8 a receiving chamber 13 is arranged in which a mobile phone can be inserted. The light emitting element 4, 9

being an optical fiber is arranged in the garment 3, 8 (or two separate light emitting elements) which extend in the sleeve region of the garment 3, 8.

**[0036]** In Fig. 4 the principle of the function of the described system is depicted.

**[0037]** Both garments 3, 8 are in communication with a mobile phone 5 and 10. A first mobile phone 5 is arranged in or at the first garment 3, a second mobile phone 10 is arranged in or at the second garment 8. Each mobile phone 5, 10 has a GPS module 6, 11.

**[0038]** Due to the GPS module 6, 10 it is easy to determine the actual position AC1 (see Fig. 3) of the runner. Control and/or calculating means 7 obtaining the actual position AC1 can calculate the actual covered distance (knowing the route which the runner takes via a respective street map) of the runner from the start position ST1, i. e. the actual running distance S1. This observation / calculation is carried out for both runners 1, 2 as schematically shown in Fig. 4. Thus, the actual running distances S1 and S2 are on hand and can be compared in control means 12.

**[0039]** Basically both garments 3, 8 can be equipped with control means 12 (first and second control means), wherein a transfer of the actual running distances S1 and S2 takes place via the mobile phones (depicted in Fig. 4 with the flash).

**[0040]** Now, as shown in Fig. 4 for the first garment 3 both actual running distances of the two runners 1, 2 are available to make a comparison ( $S1 > S2$  or  $S1 < S2$ ). In dependence of this comparison the control means 12 emit a predetermined first signal SI1 (for example a green light "g") in the case of  $S1 > S2$  or emit a predetermined second signal SI2 (for example a red light "r") in the case of  $S1 < S2$  to the first signal element (glass fiber). The runner 1 can easily observe the color of the light of the glass fibers of his or her garment and knows if he or she is the "faster" or "slower" runner, compared with runner 2. The respective other signal is displayed at the garment of the runner 2 so that he or she have basically the same information.

**[0041]** As mentioned above no signal or a predetermined third light signal (for example a blue light) can be emitted in the case if both runners have covered so far a substantially equal distance. Here a tolerance is taken into account to avoid a frequent switching between the first and second signal.

**[0042]** The mobile phone 5, 10 can communicate via connection means (being for example a Blue Tooth connection) with the control and/or calculating means 7.

**[0043]** For displaying the respective light the control means 12 have a light emitting diode (LED). The LED is connected with the signal element 4, 9. The LED is specifically designed to emit light of different colors according to the above explained requirements.

**[0044]** For doing a challenge or competition the two runners can arrange for the competition by the mobile phones for which a respective App (software application) can be used to facilitate the arrangement. For example

it can be agreed on a running distance of 5 km from the respective start positions (ST1) which are of course different for the two runners. The runner with the actual better performance receives the "green light", the slower one the "red light". This changes accordingly if the performances are changing.

**[0045]** The idea is described so far for signaling of the actual covered distance S1 from a start position ST1.

**[0046]** In a similar manner a signal can be emitted basing on a comparison of the actual running speed V1 and V2 of the two runners 1, 2. In this case a respective signal is emitted to both runners who is actually the faster (green light) and who is the slower (red light).

#### 15 Reference Numerals:

#### [0047]

1	Athlete (runner)
20 2	Athlete (runner)
3	First sports garment
4	First signal element
5	First communication element (first mobile phone)
6	GPS module
25 7	First control and/or calculating means
8	Second sports garment
9	Second signal element
10	Second communication element (second mobile phone)
30 11	GPS module
12	First control means
13	Receiving chamber
14	Arm sleeve
15	Arm sleeve
35	
S1	Actual (running) distance of first athlete (runner)
S2	Actual (running) distance of second athlete (runner)
V1	Actual (running) speed of the first athlete (runner)
40 V2	Actual (running) speed of the second athlete (runner)
SI1	Predetermined first signal
SI2	Predetermined second signal
ST1	Start position of athlete (runner) 1
45 EN1	End position of athlete (runner) 1
AC1	Actual position of athlete (runner) 1

#### Claims

- 50 1. System for carrying out a training or a competition of or between two athletes (1, 2), especially runners, wherein the system comprises:
- 55 a first sports garment (3) for the first athlete (1), wherein the first sports garment (3) comprises at least one first signal element (4) for emitting a signal to the first athlete (1), wherein the first

signal element (4) is an optical fiber, a glass fiber or an electroluminescent element which can emit an optical signal and which is fixed to the first sports garment (3), wherein the first sport garment (3) comprises or is in connection with a first communication element (5), especially with a first mobile phone, wherein the first communication element (5) comprises a GPS module (6);

wherein first control and/or calculating means (7) are arranged at or in the first communication element (5) for measuring of an actual distance (S1) covered by the first athlete (1);

a second sports garment (8) for the second athlete (2), wherein the second sports garment (8) comprises at least one second signal element (9) for emitting a signal to the second athlete (2), wherein the second signal element (9) is an optical fiber, a glass fiber or an electroluminescent element which can emit an optical signal and which is fixed to the second sports garment (8), wherein the second sport garment (8) comprises or is in connection with a second communication element (10), especially with a second mobile phone, wherein the second communication element (10) comprises a GPS module (11);

wherein second control and/or calculating means are arranged at or in the second communication element (10) for measuring of an actual distance (S2) covered by the second athlete (2);

wherein the first and the second communication elements (5, 10) are designed to establish a communication between them;

wherein first control means (12) are provided at or in the first sports garment (3) for emitting a predetermined first signal (S11) by the first signal element (4) in the case that the actual distance (S1) of the first athlete (1) is bigger than the actual distance (S2) of the second athlete (2) and wherein second control means are provided at or in the second sports garment (8) for emitting a predetermined second signal (S12) by the second signal element (9) in the case that the actual distance (S1) of the first athlete (1) is bigger than the actual distance (S2) of the second athlete (2) and

wherein the predetermined second signal (S12) is emitted by the first signal element (4) in the case that the actual distance (S1) of the first athlete (1) is smaller than the actual distance (S2) of the second athlete (2) and wherein the predetermined first signal (S11) is emitted by the second signal element (9) in the case that the actual distance (S1) of the first athlete (1) is smaller than the actual distance (S2) of the second athlete (2),

**characterized in that** the first control means

(12) and/or the second control means are designed to emit no signal or a predetermined third signal by the first and/or second signal element (4, 9) in the case that the actual distance (S1) of the first athlete (1) and the actual distance (S2) of the second athlete (2) are equal, taking into account a predetermined tolerance of the ratio between the actual distance (S1) of the first athlete (1) and the actual distance (S2) of the second athlete (2), wherein the ratio between the actual distance (S1) of the first athlete (1) and the actual distance (S2) of the second athlete (2) for determination of the tolerance is between 0.9 and 1.1.

2. System for carrying out a training or a competition of or between two athletes (1, 2), especially runners, wherein the system comprises:

a first sports garment (3) for the first athlete (1), wherein the first sports garment (3) comprises at least one first signal element (4) for emitting a signal to the first athlete (1), wherein the first signal element (4) is an optical fiber, a glass fiber or an electroluminescent element which can emit an optical signal and which is fixed to the first sports garment (3), wherein the first sport garment (3) comprises or is in connection with a first communication element (5), especially with a first mobile phone, wherein the first communication element (5) comprises a GPS module (6);

wherein first control and/or calculating means (7) are arranged at or in the first communication element (5) for measuring of an actual speed (V1) of the first athlete (1);

a second sports garment (8) for the second athlete (2), wherein the second sports garment (8) comprises at least one second signal element (9) for emitting a signal to the second athlete (2), wherein the second signal element (9) is an optical fiber, a glass fiber or an electroluminescent element which can emit an optical signal and which is fixed to the second sports garment (8), wherein the second sport garment (8) comprises or is in connection with a second communication element (10), especially with a second mobile phone, wherein the second communication element (10) comprises a GPS module (11);

wherein second control and/or calculating means are arranged at or in the second communication element (10) for measuring of an actual speed (V2) of the second athlete (2);

wherein the first and the second communication elements (5, 10) are designed to establish a communication between them;

wherein first control means (12) are provided at or in the first sports garment (3) for emitting a

- predetermined first signal (SI1) by the first signal element (4) in the case that the actual speed (V1) of the first athlete (1) is bigger than the actual speed (V2) of the second athlete (2) and wherein second control means are provided at or in the second sports garment (8) for emitting a predetermined second signal (SI2) by the second signal element (9) in the case that the actual speed (V1) of the first athlete (1) is bigger than the actual speed (V2) of the second athlete (2) and wherein the predetermined second signal (SI2) is emitted by the first signal element (4) in the case that the actual speed (V1) of the first athlete (1) is smaller than the actual speed (V2) of the second athlete (2) and wherein the predetermined first signal (SI1) is emitted by the second signal element (9) in the case that the actual speed (V1) of the first athlete (1) is smaller than the actual speed (V2) of the second athlete (2), **characterized in that** the first control means (12) and/or the second control means are designed to emit no signal or a predetermined third signal by the first and/or second signal element (4, 9) in the case that the actual speed (V1) of the first athlete (1) and the actual speed (V2) of the second athlete (2) are equal, taking into account a predetermined tolerance of the ratio between the actual speed (V1) of the first athlete (1) and the actual speed (V2) of the second athlete (2), wherein the ratio between the actual speed (V1) of the first athlete (1) and the actual speed (V2) of the second athlete (2) for determination of the tolerance is between 0.9 and 1.1.
3. System according to claim 1, **characterized in that** the ratio between the actual distance (S1) of the first athlete (1) and the actual distance (S2) of the second athlete (2) for determination of the tolerance is between 0.95 and 1.05, preferably between 0.99 and 1.01.
4. System according to claim 1 or 3, **characterized in that** the predetermined first signal (SI1) and/or the predetermined second signal (SI2) depend on the difference between the actual distance (S1) of the first athlete (1) and the actual distance (S2) of the second athlete (2).
5. System according to claim 2, **characterized in that** the ratio between the actual speed (V1) of the first athlete (1) and the actual speed (V2) of the second athlete (2) for determination of the tolerance is between 0.95 and 1.05, preferably between 0.99 and 1.01.
6. System according to claim 2 or 5, **characterized in that** the predetermined first signal (SI1) and/or the predetermined second signal (SI2) depend on the difference between the actual speed (V1) of the first athlete (1) and the actual speed (V2) of the second athlete (2).
7. System according to one of claims 1 to 6, **characterized in that** the first and/or the second sports garment (3, 8) have a receiving chamber (13) or holding device for receiving or holding the communication element (5, 10).
8. System according to one of claims 1 to 7, **characterized in that** the first and/or the second sports garment are sports jackets.
9. System according to claim 8, **characterized in that** the first signal element (4) and/or the second signal element (9) are fixed to arm sleeves (14, 15) of the sports jacket.
10. System according to one of claims 1 to 9, **characterized in that** the first control and/or calculating means (7) and/or the second control and/or calculating means (7) are integrated into the first and/or second communication element (5, 10).
11. System according to one of claims 1 to 10, **characterized in that** the predetermined first signal (SI1) is a green light and that the predetermined second signal (SI2) is a red light.
12. System according to one of claims 1 to 11, **characterized in that** the first control means (12) are integrated in the first communication element (5) and that the second control means are integrated in the second communication element (10) and are available via an App stored in the communication element (5, 10).

#### Patentansprüche

1. System zur Durchführung eines Trainings oder eines Wettkampfes von oder zwischen zwei Athleten (1, 2), insbesondere Läufern, wobei das System umfasst:

ein erstes Sportbekleidungsstück (3) für den ersten Athleten (1), wobei das erste Sportbekleidungsstück (3) mindestens ein erstes Signalelement (4) zum Aussenden eines Signals an den ersten Athleten (1) umfasst, wobei das erste Signalelement (4) eine optische Faser ist, eine Glasfaser oder ein elektrolumineszierendes Element, das ein optisches Signal aussenden kann und das an dem ersten Sportbekleidungsstück (3) befestigt ist, wobei das erste Sportbekleidungsstück (3) ein erstes Kommunikations-

element (5), insbesondere ein erstes Mobiltelefon, umfasst oder in Verbindung mit diesem steht, wobei das erste Kommunikationselement (5) ein GPS-Modul (6) umfasst;

wobei erste Kontroll- und/oder Berechnungsmittel (7) an oder in dem ersten Kommunikationselement (5) angeordnet sind, um eine aktuelle Distanz (S1) zu messen, die von dem ersten Athleten (1) zurückgelegt wird;

ein zweites Sportbekleidungsstück (8) für den zweiten Athleten (2), wobei das zweite Sportbekleidungsstück (8) mindestens ein zweites Signalelement (9) zum Aussenden eines Signals an den zweiten Athleten (2) umfasst, wobei das zweite Signalelement (9) eine optische Faser ist, eine Glasfaser oder ein elektrolumineszentes Element, das ein optisches Signal aussenden kann und das am zweiten Sportbekleidungsstück (8) befestigt ist, wobei das zweite Sportbekleidungsstück (8) ein zweites Kommunikationselement (10), insbesondere ein zweites Mobiltelefon, umfasst oder in Verbindung mit diesem steht, wobei das zweite Kommunikationselement (10) ein GPS-Modul (11) umfasst;

wobei zweite Kontroll- und/oder Berechnungsmittel an oder in dem zweiten Kommunikationselement (10) angeordnet sind, um eine aktuelle Distanz (S2) zu messen, die von dem zweiten Athleten (2) zurückgelegt wird;

wobei das erste und das zweite Kommunikationselement (5, 10) ausgebildet sind, eine Kommunikation zwischen ihnen herzustellen;

wobei erste Steuermittel (12) an oder in dem ersten Sportbekleidungsstück (3) vorgesehen sind, um ein vorbestimmtes erstes Signal (S11) durch das erste Signalelement (4) in dem Fall zu emittieren, dass die aktuelle Distanz (S1) des ersten Athleten (1) größer ist als die aktuelle Distanz (S2) des zweiten Athleten (2) und wobei an oder in dem zweiten Sportbekleidungsstück (8) zweite Steuermittel vorgesehen sind, um ein vorbestimmtes zweites Signal (S12) durch das zweite Signalelement (9) in dem Fall zu emittieren, dass die aktuelle Distanz (S1) des ersten Athleten (1) größer ist als die aktuelle Distanz (S2) des zweiten Athleten (2) und

wobei das vorbestimmte zweite Signal (S12) von dem ersten Signalelement (4) für den Fall ausgegeben wird, dass die aktuelle Entfernung (S1) des ersten Athleten (1) kleiner als die aktuelle Entfernung (S2) des zweiten Athleten (2) ist, und wobei das vorbestimmte erste Signal (S11) von dem zweiten Signalelement (9) für den Fall ausgegeben wird, dass die aktuelle Entfernung (S1) des ersten Athleten (1) kleiner als die aktuelle Entfernung (S2) des zweiten Athleten (2) ist,

**dadurch gekennzeichnet, dass**  
 das erste Steuermittel (12) und/oder das zweite

Steuermittel so ausgelegt sind, dass sie kein Signal oder ein vorbestimmtes drittes Signal durch das erste und/oder zweite Signalelement (4, 9) aussenden, wenn die aktuelle Distanz (S1) des ersten Athleten (1) und die aktuelle Distanz (S2) des zweiten Athleten (2) gleich sind, unter Berücksichtigung einer vorgegebenen Toleranz des Verhältnisses zwischen der aktuellen Entfernung (S1) des ersten Athleten (1) und der aktuellen Entfernung (S2) des zweiten Athleten (2), wobei das Verhältnis zwischen der aktuellen Entfernung (S1) des ersten Athleten (1) und der aktuellen Entfernung (S2) des zweiten Athleten (2) zur Bestimmung der Toleranz zwischen 0,9 und 1,1 liegt.

2. System zur Durchführung eines Trainings oder eines Wettkampfes von oder zwischen zwei Athleten (1, 2), insbesondere Läufern, wobei das System umfasst:

ein erstes Sportbekleidungsstück (3) für den ersten Athleten (1), wobei das erste Sportbekleidungsstück (3) mindestens ein erstes Signalelement (4) zum Aussenden eines Signals an den ersten Athleten (1) umfasst, wobei das erste Signalelement (4) eine optische Faser ist, eine Glasfaser oder ein elektrolumineszierendes Element, das ein optisches Signal aussenden kann und das an dem ersten Sportbekleidungsstück (3) befestigt ist, wobei das erste Sportbekleidungsstück (3) ein erstes Kommunikationselement (5), insbesondere ein erstes Mobiltelefon, umfasst oder in Verbindung mit diesem steht, wobei das erste Kommunikationselement (5) ein GPS-Modul (6) umfasst;

wobei erste Kontroll- und/oder Berechnungsmittel (7) an oder in dem ersten Kommunikationselement (5) angeordnet sind, um eine aktuelle Geschwindigkeit (V1) des ersten Athleten (1) zu messen;

ein zweites Sportbekleidungsstück (8) für den zweiten Athleten (2), wobei das zweite Sportbekleidungsstück (8) mindestens ein zweites Signalelement (9) zum Aussenden eines Signals an den zweiten Athleten (2) umfasst, wobei das zweite Signalelement (9) eine optische Faser ist, eine Glasfaser oder ein elektrolumineszentes Element, das ein optisches Signal aussenden kann und das am zweiten Sportbekleidungsstück (8) befestigt ist, wobei das zweite Sportbekleidungsstück (8) ein zweites Kommunikationselement (10), insbesondere ein zweites Mobiltelefon, umfasst oder in Verbindung mit diesem steht, wobei das zweite Kommunikationselement (10) ein GPS-Modul (11) umfasst;

wobei zweite Kontroll- und/oder Berechnungsmittel an oder in dem zweiten Kommunikations-

- element (10) angeordnet sind, um eine aktuelle Geschwindigkeit (V2) des zweiten Athleten (2) zu messen;  
wobei das erste und das zweite Kommunikationselement (5, 10) ausgebildet sind, eine Kommunikation zwischen ihnen herzustellen;  
wobei erste Steuermittel (12) an oder in dem ersten Sportbekleidungsstück (3) vorgesehen sind, um ein vorbestimmtes erstes Signal (SI1) durch das erste Signalelement (4) in dem Fall zu emittieren, dass die aktuelle Geschwindigkeit (V1) des ersten Athleten (1) größer ist als die aktuelle Geschwindigkeit (V2) des zweiten Athleten (2) und wobei an oder in dem zweiten Sportbekleidungsstück (8) zweite Steuermittel vorgesehen sind, um ein vorbestimmtes zweites Signal (SI2) durch das zweite Signalelement (9) in dem Fall zu emittieren, dass die aktuelle Geschwindigkeit (V1) des ersten Athleten (1) größer ist als die aktuelle Geschwindigkeit (V2) des zweiten Athleten (2) und  
wobei das vorbestimmte zweite Signal (SI2) von dem ersten Signalelement (4) für den Fall ausgegeben wird, dass die aktuelle Geschwindigkeit (V1) des ersten Athleten (1) kleiner als die aktuelle Geschwindigkeit (V2) des zweiten Athleten (2) ist, und wobei das vorbestimmte erste Signal (SI1) von dem zweiten Signalelement (9) für den Fall ausgegeben wird, dass die aktuelle Geschwindigkeit (V1) des ersten Athleten (1) kleiner als die aktuelle Geschwindigkeit (V2) des zweiten Athleten (2) ist,  
**dadurch gekennzeichnet, dass**  
das erste Steuermittel (12) und/oder das zweite Steuermittel so ausgelegt sind, dass sie kein Signal oder ein vorbestimmtes drittes Signal durch das erste und/oder zweite Signalelement (4, 9) aussenden, wenn die aktuelle Geschwindigkeit (V1) des ersten Athleten (1) und die aktuelle Geschwindigkeit (V2) des zweiten Athleten (2) gleich sind, unter Berücksichtigung einer vorgegebenen Toleranz des Verhältnisses zwischen der aktuellen Geschwindigkeit (V1) des ersten Athleten (1) und der aktuellen Geschwindigkeit (V2) des zweiten Athleten (2), wobei das Verhältnis zwischen der aktuellen Geschwindigkeit (V1) des ersten Athleten (1) und der aktuellen Geschwindigkeit (V2) des zweiten Athleten (2) zur Bestimmung der Toleranz zwischen 0,9 und 1,1 liegt.
3. System nach Anspruch 1, **dadurch gekennzeichnet, dass** das Verhältnis zwischen der aktuellen Distanz (S1) des ersten Athleten (1) und der aktuellen Distanz (S2) des zweiten Athleten (2) zur Bestimmung der Toleranz zwischen 0,95 und 1,05 liegt, vorzugsweise zwischen 0,99 und 1,01.
4. System nach Anspruch 1 oder 3, **dadurch gekennzeichnet, dass** das vorbestimmte erste Signal (SI1) und/oder das vorbestimmte zweite Signal (SI2) von der Differenz zwischen der aktuellen Distanz (S1) des ersten Athleten (1) und der aktuellen Distanz (S2) des zweiten Athleten (2) abhängen.
5. System nach Anspruch 2, **dadurch gekennzeichnet, dass** das Verhältnis zwischen der aktuellen Geschwindigkeit (V1) des ersten Athleten (1) und der aktuellen Geschwindigkeit (V2) des zweiten Athleten (2) zur Bestimmung der Toleranz zwischen 0,95 und 1,05 liegt, vorzugsweise zwischen 0,99 und 1,01.
6. System nach Anspruch 2 oder 5, **dadurch gekennzeichnet, dass** das vorbestimmte erste Signal (SI1) und/oder das vorbestimmte zweite Signal (SI2) von der Differenz zwischen der aktuellen Geschwindigkeit (V1) des ersten Athleten (1) und der aktuellen Geschwindigkeit (V2) des zweiten Athleten (2) abhängen.
7. System nach einem der Ansprüche 1 bis 6, **dadurch gekennzeichnet, dass** das erste und/oder das zweite Sportbekleidungsstück (3, 8) eine Aufnahmekammer (13) oder Haltevorrichtung zur Aufnahme oder zum Halten des Kommunikationselements (5, 10) aufweist.
8. System nach einem der Ansprüche 1 bis 7, **dadurch gekennzeichnet, dass** das erste und/oder das zweite Sportbekleidungsstück Sportjacken sind.
9. System nach Anspruch 8, **dadurch gekennzeichnet, dass** das erste Signalelement (4) und/oder das zweite Signalelement (9) an den Ärmeln (14, 15) der Sportjacke befestigt sind.
10. System nach einem der Ansprüche 1 bis 9, **dadurch gekennzeichnet, dass** das erste Kontroll- und/oder Berechnungsmittel (7) und/oder das zweite Kontroll- und/oder Berechnungsmittel (7) in das erste und/oder zweite Kommunikationselement (5, 10) integriert sind.
11. System nach einem der Ansprüche 1 bis 10, **dadurch gekennzeichnet, dass** das vorbestimmte erste Signal (SI1) ein grünes Licht ist und dass das vorbestimmte zweite Signal (SI2) ein rotes Licht ist.
12. System nach einem der Ansprüche 1 bis 11, **dadurch gekennzeichnet, dass** die ersten Steuermittel (12) in das erste Kommunikationselement (5) integriert sind und dass die zweiten Steuermittel in das zweite Kommunikationselement (10) integriert sind und über eine im Kommunikationselement (5, 10) gespeicherte App verfügbar sind.

## Revendications

1. Système de réalisation d'un entraînement de deux athlètes (1, 2), plus particulièrement coureurs, ou d'une compétition entre eux, le système comprenant :

un premier vêtement de sport (3) pour le premier athlète (1), le premier vêtement de sport (3) comprenant au moins un premier élément de signal (4) pour émettre un signal à destination du premier athlète (1), le premier élément de signal (4) consistant en une fibre optique, une fibre de verre ou un élément électroluminescent apte à émettre un signal optique et fixée ou fixé au premier vêtement de sport (3), le premier vêtement de sport (3) comprenant ou étant connecté à un premier élément de communication (5), plus particulièrement à un premier téléphone mobile, le premier élément de communication (5) comprenant un module GPS (6) ;  
des premiers moyens de commande et/ou de calcul (7) étant agencés au niveau du premier élément de communication (5) ou dans celui-ci pour mesurer une distance réelle (S1) parcourue par le premier athlète (1) ;  
un deuxième vêtement de sport (8) pour le deuxième athlète (2), le deuxième vêtement de sport (8) comprenant au moins un deuxième élément de signal (9) pour émettre un signal à destination du deuxième athlète (2), le deuxième élément de signal (9) consistant en une fibre optique, une fibre de verre ou un élément électroluminescent apte à émettre un signal optique et fixée ou fixé au deuxième vêtement de sport (8), le deuxième vêtement de sport (8) comprenant ou étant connecté à un deuxième élément de communication (10), plus particulièrement à un deuxième téléphone mobile, le deuxième élément de communication (10) comprenant un module GPS (11) ;  
des deuxièmes moyens de commande et/ou de calcul étant agencés au niveau du deuxième élément de communication (10) ou dans celui-ci pour mesurer une distance réelle (S2) parcourue par le deuxième athlète (2) ;  
les premier et deuxième éléments de communication (5, 10) étant conçus pour établir une communication entre eux ;  
les premiers moyens de commande (12) étant placés au niveau du premier vêtement de sport (3) ou dans celui-ci pour faire émettre un premier signal prédéterminé (SI1) par le premier élément de signal (4) dans le cas où la distance réelle (S1) du premier athlète (1) est supérieure à la distance réelle (S2) du deuxième athlète (2), et les deuxièmes moyens de commande étant placés au niveau du deuxième vêtement

de sport (8) ou dans celui-ci pour faire émettre un deuxième signal prédéterminé (SI2) par le deuxième élément de signal (9) dans le cas où la distance réelle (S1) du premier athlète (1) est supérieure à la distance réelle (S2) du deuxième athlète (2), et

le deuxième signal prédéterminé (SI2) étant émis par le premier élément de signal (4) dans le cas où la distance réelle (S1) du premier athlète (1) est inférieure à la distance réelle (S2) du deuxième athlète (2), et le premier signal prédéterminé (SI1) étant émis par le deuxième élément de signal (9) dans le cas où la distance réelle (S1) du premier athlète (1) est inférieure à la distance réelle (S2) du deuxième athlète (2), **caractérisé en ce que** les premiers moyens de commande (12) et/ou les deuxièmes moyens de commande sont conçus pour ne faire émettre aucun signal ou faire émettre un troisième signal prédéterminé par le premier et/ou le deuxième élément de signal (4, 9) dans le cas où la distance réelle (S1) du premier athlète (1) et la distance réelle (S2) du deuxième athlète (2) sont égales, compte tenu d'une tolérance prédéterminée du rapport entre la distance réelle (S1) du premier athlète (1) et la distance réelle (S2) du deuxième athlète (2), le rapport entre la distance réelle (S1) du premier athlète (1) et la distance réelle (S2) du deuxième athlète (2) pour la détermination de la tolérance étant compris entre 0,9 et 1,1.

2. Système de réalisation d'un entraînement de deux athlètes (1, 2), plus particulièrement coureurs, ou d'une compétition entre eux, le système comprenant :

un premier vêtement de sport (3) pour le premier athlète (1), le premier vêtement de sport (3) comprenant au moins un premier élément de signal (4) pour émettre un signal à destination du premier athlète (1), le premier élément de signal (4) consistant en une fibre optique, une fibre de verre ou un élément électroluminescent apte à émettre un signal optique et fixée ou fixé au premier vêtement de sport (3), le premier vêtement de sport (3) comprenant ou étant connecté à un premier élément de communication (5), plus particulièrement à un premier téléphone mobile, le premier élément de communication (5) comprenant un module GPS (6) ;  
des premiers moyens de commande et/ou de calcul (7) étant agencés au niveau du premier élément de communication (5) ou dans celui-ci pour mesurer une vitesse réelle (V1) du premier athlète (1) ;  
un deuxième vêtement de sport (8) pour le deuxième athlète (2), le deuxième vêtement de

sport (8) comprenant au moins un deuxième élément de signal (9) pour émettre un signal à destination du deuxième athlète (2), le deuxième élément de signal (9) consistant en une fibre optique, une fibre de verre ou un élément électroluminescent apte à émettre un signal optique et fixée ou fixé au deuxième vêtement de sport (8), le deuxième vêtement de sport (8) comprenant ou étant connecté à un deuxième élément de communication (10), plus particulièrement à un deuxième téléphone mobile, le deuxième élément de communication (10) comprenant un module GPS (11) ;

des deuxièmes moyens de commande et/ou de calcul étant agencés au niveau du deuxième élément de communication (10) ou dans celui-ci pour mesurer une vitesse réelle (V2) du deuxième athlète (2) ;

les premier et deuxième éléments de communication (5, 10) étant conçus pour établir une communication entre eux ;

les premiers moyens de commande (12) étant placés au niveau du premier vêtement de sport (3) ou dans celui-ci pour faire émettre un premier signal prédéterminé (SI1) par le premier élément de signal (4) dans le cas où la vitesse réelle (V1) du premier athlète (1) est supérieure à la vitesse réelle (V2) du deuxième athlète (2), et les deuxièmes moyens de commande étant placés au niveau du deuxième vêtement de sport (8) ou dans celui-ci pour faire émettre un deuxième signal prédéterminé (SI2) par le deuxième élément de signal (9) dans le cas où la vitesse réelle (V1) du premier athlète (1) est supérieure à la vitesse réelle (V2) du deuxième athlète (2), et

le deuxième signal prédéterminé (SI2) étant émis par le premier élément de signal (4) dans le cas où la vitesse réelle (V1) du premier athlète (1) est inférieure à la vitesse réelle (V2) du deuxième athlète (2), et le premier signal prédéterminé (SI1) étant émis par le deuxième élément de signal (9) dans le cas où la vitesse réelle (V1) du premier athlète (1) est inférieure à la vitesse réelle (V2) du deuxième athlète (2),

**caractérisé en ce que** les premiers moyens de commande (12) et/ou les deuxièmes moyens de commande sont conçus pour ne faire émettre aucun signal ou faire émettre un troisième signal prédéterminé par le premier et/ou le deuxième élément de signal (4, 9) dans le cas où la vitesse réelle (V1) du premier athlète (1) et la vitesse réelle (V2) du deuxième athlète (2) sont égales, compte tenu d'une tolérance prédéterminée du rapport entre la vitesse réelle (V1) du premier athlète (1) et la vitesse réelle (V2) du deuxième athlète (2), le rapport entre la vitesse réelle (V1) du premier athlète (1) et la vitesse réelle (V2)

du deuxième athlète (2) pour la détermination de la tolérance étant compris entre 0,9 et 1,1.

- 5 3. Système selon la revendication 1, **caractérisé en ce que** le rapport entre la distance réelle (S1) du premier athlète (1) et la distance réelle (S2) du deuxième athlète (2) pour la détermination de la tolérance est compris entre 0,95 et 1,05, de préférence entre 0,99 et 1,01.
- 10 4. Système selon la revendication 1 ou 3, **caractérisé en ce que** le premier signal prédéterminé (SI1) et/ou le deuxième signal prédéterminé (SI2) dépendent de la différence entre la distance réelle (S1) du premier athlète (1) et la distance réelle (S2) du deuxième athlète (2).
- 15 5. Système selon la revendication 2, **caractérisé en ce que** le rapport entre la vitesse réelle (V1) du premier athlète (1) et la vitesse réelle (V2) du deuxième athlète (2) pour la détermination de la tolérance est compris entre 0,95 et 1,05, de préférence entre 0,99 et 1,01.
- 20 6. Système selon la revendication 2 ou 5, **caractérisé en ce que** le premier signal prédéterminé (SI1) et/ou le deuxième signal prédéterminé (SI2) dépendent de la différence entre la vitesse réelle (V1) du premier athlète (1) et la vitesse réelle (V2) du deuxième athlète (2).
- 25 7. Système selon l'une des revendications 1 à 6, **caractérisé en ce que** le premier et/ou le deuxième vêtement de sport (3, 8) possèdent une chambre de réception (13) ou un dispositif de maintien pour recevoir ou maintenir l'élément de communication (5, 10).
- 30 8. Système selon l'une des revendications 1 à 7, **caractérisé en ce que** le premier et/ou le deuxième vêtement de sport consistent en des vestes de sport.
- 35 9. Système selon la revendication 8, **caractérisé en ce que** le premier élément de signal (4) et/ou le deuxième élément de signal (9) sont fixés à des manches (14, 15) de la veste de sport.
- 40 10. Système selon l'une des revendications 1 à 9, **caractérisé en ce que** les premiers moyens de commande et/ou de calcul (7) et/ou les deuxièmes moyens de commande et/ou de calcul (7) sont intégrés au premier et/ou au deuxième élément de communication (5, 10).
- 45 11. Système selon l'une des revendications 1 à 10, **caractérisé en ce que** le premier signal prédéterminé (SI1) consiste en une lumière verte et **en ce que** le deuxième signal prédéterminé (SI2) consiste en une

lumière rouge.

12. Système selon l'une des revendications 1 à 11, **caractérisé en ce que** les premiers moyens de commande (12) sont intégrés au premier élément de communication (5) et **en ce que** les deuxièmes moyens de commande sont intégrés au deuxième élément de communication (10) et sont disponibles par le biais d'une Application enregistrée dans l'élément de communication (5, 10).

5

10

15

20

25

30

35

40

45

50

55

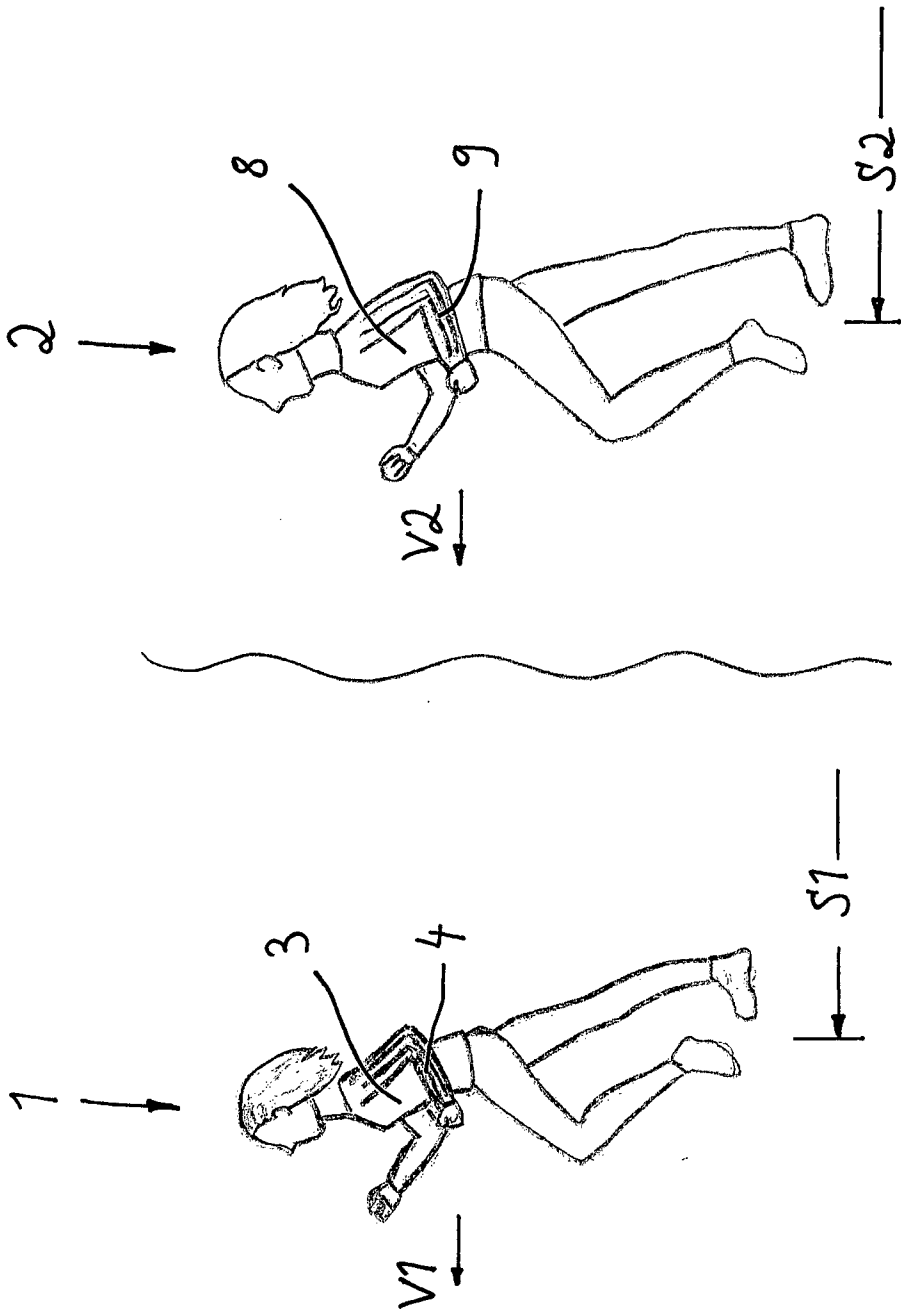


Fig. 7

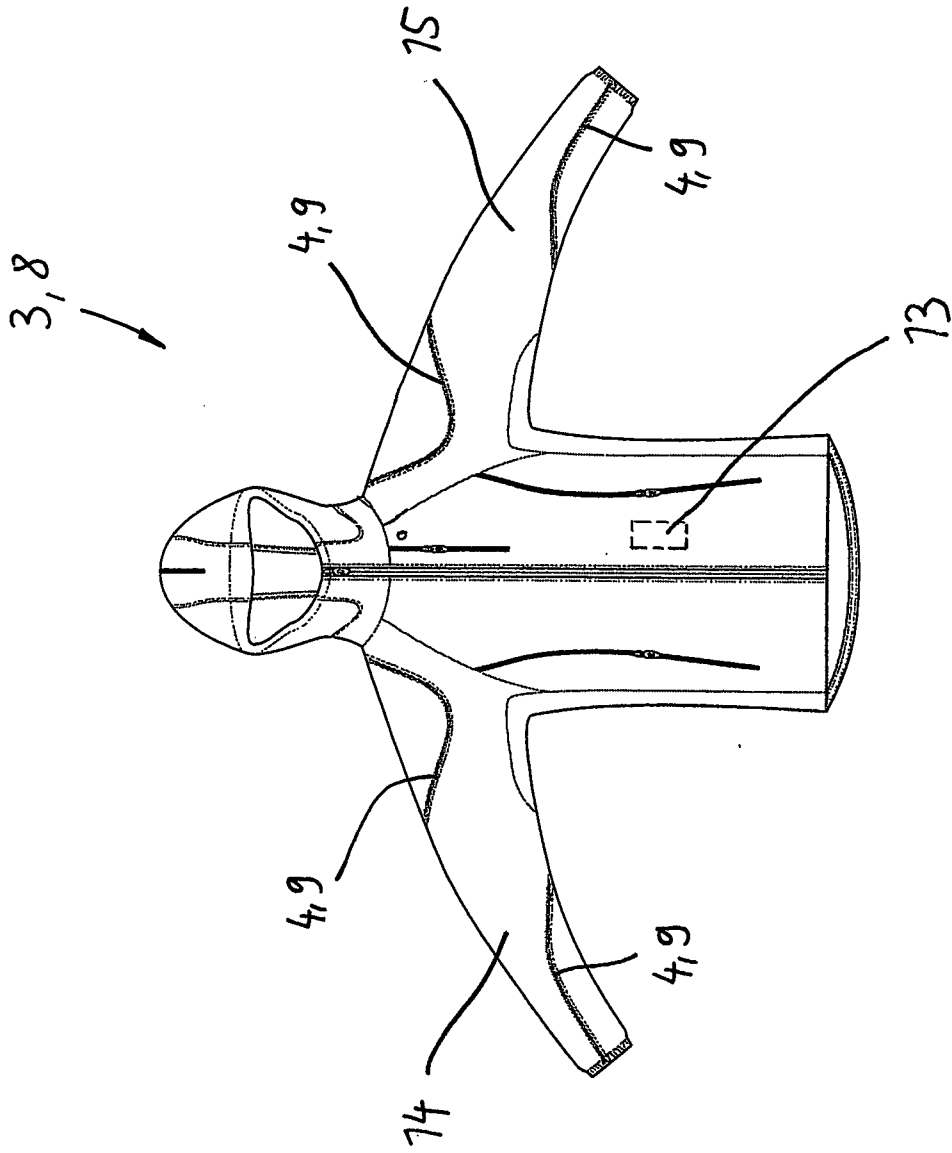


Fig. 2




Fig. 3

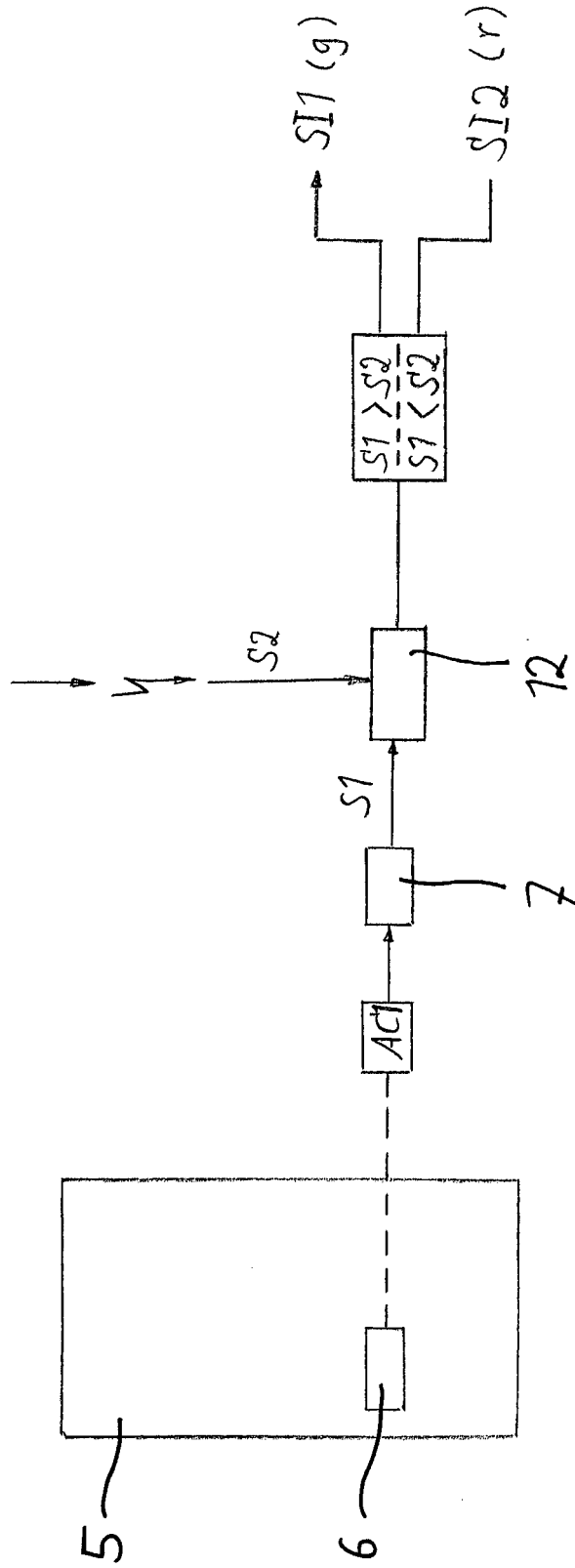


Fig. 4

**REFERENCES CITED IN THE DESCRIPTION**

*This list of references cited by the applicant is for the reader's convenience only. It does not form part of the European patent document. Even though great care has been taken in compiling the references, errors or omissions cannot be excluded and the EPO disclaims all liability in this regard.*

**Patent documents cited in the description**

- EP 2283379 A1 [0003]
- WO 2016074689 A1 [0003]

专利名称(译)	两名运动员之间进行训练或竞争的系统		
公开(公告)号	<a href="#">EP3580525B1</a>	公开(公告)日	2020-05-06
申请号	EP2017706959	申请日	2017-02-08
[标]申请(专利权)人(译)	彪马欧洲公司		
申请(专利权)人(译)	PUMA SE		
当前申请(专利权)人(译)	PUMA SE		
[标]发明人	BENEYTO FERRE JORDI MILES BALJINDER KAUR JOHNSON CHARLES		
发明人	BENEYTO-FERRE, JORDI MILES, BALJINDER KAUR JOHNSON, CHARLES		
IPC分类号	G01C22/00 A61B5/00 A61B5/11		
CPC分类号	A61B5/0022 A61B5/1112 A61B5/1122 A61B5/6805 A61B2503/10 A61B5/00 G01C22/00 G16H40/67 A63B24/0084 A63B24/0087 A63B69/0028 A63B2024/0093 A63B2071/0661 A63B2220/12 A63B2225 /50		
其他公开文献	EP3580525A1		
外部链接	<a href="#">Espacenet</a>		

摘要(译)

一种用于进行两个运动员之间的训练或比赛的系统，其中，该系统包括：第一运动服，包括第一信号元件和与第一移动电话的连接，其中第一控制和/或计算装置布置用于测量第一名运动员所覆盖的实际距离；第二运动服，其包括第二信号元件和与第二移动电话的连接，其中第二控制和/或计算装置被布置用于测量第二运动员所覆盖的实际距离，其中第一控制装置被设置用于发射预定信号。在第一运动员的实际距离大于第二运动员的实际距离的情况下，由第一信号元件产生的第一信号，并且其中第二控制装置设置在第二运动服处或第二运动服中，以通过第二运动服发射预定的第二信号。在第一运动员的实际距离大于第二运动员的实际距离的情况下，第二信号元件。因此，可以容易地观察运动员的实际表现来进行两名运动员之间的比赛。

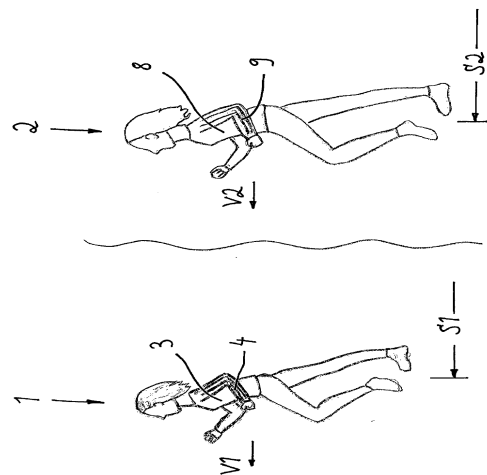


Fig. 1