

(19)



(11)

EP 2 899 952 B1

(12)

EUROPEAN PATENT SPECIFICATION

(45) Date of publication and mention of the grant of the patent:

01.05.2019 Bulletin 2019/18

(21) Application number: **14192792.1**

(22) Date of filing: **12.11.2014**

(51) Int Cl.:

H04M 1/05 ^(2006.01)	H04M 1/725 ^(2006.01)
G06F 1/16 ^(2006.01)	A61B 5/00 ^(2006.01)
G08B 21/04 ^(2006.01)	A61B 5/021 ^(2006.01)
A61B 5/024 ^(2006.01)	A61B 5/0402 ^(2006.01)
H04B 1/3827 ^(2015.01)	G06F 3/01 ^(2006.01)
A61B 5/0476 ^(2006.01)	A61B 5/0488 ^(2006.01)
A61B 5/08 ^(2006.01)	A61B 5/11 ^(2006.01)
G08B 25/01 ^(2006.01)	G08B 25/00 ^(2006.01)

(54) **Mobile terminal worn by the user and method of controlling the same**

Mobiles Endgerät getragen vom Nutzer und Verfahren zur Steuerung

Terminal mobile porté sur l'utilisateur et procédé de commande

(84) Designated Contracting States:

AL AT BE BG CH CY CZ DE DK EE ES FI FR GB GR HR HU IE IS IT LI LT LU LV MC MK MT NL NO PL PT RO RS SE SI SK SM TR

(30) Priority: **24.01.2014 KR 20140009105**

(43) Date of publication of application:

29.07.2015 Bulletin 2015/31

(73) Proprietor: **LG Electronics Inc.**

**Yeongdeungpo-gu
Seoul 150-721 (KR)**

(72) Inventors:

- **Heo, Jeongyun**
137-893 Seoul (KR)
- **Park, Hoyoul**
137-893 Seoul (KR)

- **Kim, Chankwon**
137-893 Seoul (KR)
- **Kang, Wonsuk**
137-893 Seoul (KR)
- **Lee, Jeongjae**
137-893 Seoul (KR)
- **Yoo, Jiyong**
137-893 Seoul (KR)
- **Kim, Minsuk**
137-893 Seoul (KR)

(74) Representative: **Cabinet Plasseraud**
66, rue de la Chaussée d'Antin
75440 Paris Cedex 09 (FR)

(56) References cited:

EP-A1- 2 424 196 CH-B1- 697 402

EP 2 899 952 B1

Note: Within nine months of the publication of the mention of the grant of the European patent in the European Patent Bulletin, any person may give notice to the European Patent Office of opposition to that patent, in accordance with the Implementing Regulations. Notice of opposition shall not be deemed to have been filed until the opposition fee has been paid. (Art. 99(1) European Patent Convention).

Description**BACKGROUND****1. Field**

[0001] The present disclosure relates to a mobile terminal that is wearable on a portion of a user's body and a method of controlling the mobile terminal.

2. Background

[0002] Terminals may be generally classified as mobile/portable terminals or stationary terminals according to their mobility. Mobile terminals may also be classified as handheld terminals or vehicle mounted terminals according to whether or not a user can directly carry the terminal.

[0003] Mobile terminals have become increasingly more functional. Examples of such functions include data and voice communications, capturing images and video via a camera, recording audio, playing music files via a speaker system, and displaying images and video on a display. Some mobile terminals include additional functionality which supports game playing, while other terminals are configured as multimedia players. More recently, mobile terminals have been configured to receive broadcast and multicast signals which permit viewing of content such as videos and television programs.

[0004] Efforts are ongoing to support and increase the functionality of mobile terminals. Such efforts include software and hardware improvements, as well as changes and improvements in the structural components.

[0005] Thanks to these improvements, the terminals have evolved into various types of designs. Specifically, making the terminals more lightweight and more minimized has made it possible to realize terminals that are capable of being worn on a portion of a user's body, such as a glasses-type terminal, a watch-type terminal, a necklace-type terminal, a bracelet-type terminal, and a ring-type terminal. Furthermore, terminals that are capable of being attached to clothes are also under development. When such terminals are worn on any portion of the user's body in order to be used according to a user's purpose and intention, a movement and biological signal of the wearer can be detected and accordingly various functions can be performed.

[0006] Examples and possible embodiments of the prior art may be found in CH 697 402 B2 and EP 2 424 196 A1.

SUMMARY OF THE DISCLOSURE

[0007] Therefore, an aspect of the detailed description is to provide a mobile terminal that is capable of detecting and recording a movement and biological signal of a user who wears a main body thereof in a specific situation and of using recorded information to perform a specific func-

tion when the same situation occurs thereafter, and a method of controlling the mobile terminal.

[0008] An another aspect of the detailed description is to a mobile terminal that is capable of storing a movement of a wearer and a pattern of a biological signal of the wearer that are recorded in a specific situation and of controlling at least one external device associated with the specific situation when the movement and biological signal that are the same as the recorded pattern are detected, and a method of controlling the mobile terminal.

[0009] A further aspect of the detailed description is to provide a mobile terminal that is capable of detecting a movement of a user who wears a main body thereof and a biological signal of the user and of displaying an image associated with the recognized gesture.

[0010] To achieve these and other advantages and in accordance with the purpose of the present invention, as embodied and broadly described herein, the present invention provides in one aspect a mobile terminal comprising: a main body; a sensing unit that senses whether the main body is being worn by a user, movement information of the user, and a biological signal of the user; a user input unit to receive a control command for activating either a recording mode or a control mode when the main body is sensed as being worn by the user; and a controller configured to control the mobile terminal in the recording mode and the control mode, wherein in the recording mode, the movement information on the user and the biological signal of the user in a prescribed situation is recorded, and a movement pattern that occurs in the prescribed situation is stored, in the control mode, the movement information on the user and the biological signal of the user is sensed, and when the sensed movement information and the sensed biological signal correspond to the stored movement pattern for the prescribed situation, a control command corresponding to the stored movement pattern is provided to a connected external device, and output a guide message for entering of the recording mode when the already-stored movement pattern in the specific situation that corresponds to the sensed movement information and biological signal is not detected in the control mode.

[0011] In another aspect, when a first input signal is input and then movement information and the biological signal are sensed, a control command for activating the recording mode in a prescribed situation corresponding to the first input signal is generated, and wherein, when the first input signal is input and then the movement information on the user and the biological signal of the user that exceed a reference value is sensed, a control command for activating the control mode is generated.

[0012] In another aspect, wherein the first input signal is a sensing signal that corresponds to a connection between the user wearing the main body and the external device.

[0013] In another aspect, wherein the prescribed situation is recognized based on at least one of the first input signal, ambient image information that is obtained

through a camera provided on the main body, or position information of the main body that is received through a wireless communication unit.

[0014] In another aspect, wherein, when a connection between the main body and the external device is sensed, the control command for activating the recording mode or the control mode associated with the connected external device is provided to the user input unit.

[0015] In another aspect, wherein, when multiple external devices are connected to the main body, a prescribed external device to be controlled in the control mode is selected based on at least one of time information or ambient sound information associated with the connected external devices.

[0016] In another aspect, the mobile terminal further comprising: a display unit that displays screen information corresponding to the prescribed situation in the recording mode, wherein the screen information includes a first graphic object indicating the activation of the recording mode and a second graphic object indicating the extent to which the movement information on the user and the biological signal of the user are changed.

[0017] In another aspect, wherein in the recording mode, the controller recognizes repetition of the movement pattern that occurs in the prescribed situation and stores accumulation information and average information on the repeated movement patterns.

[0018] In another aspect, wherein, in the recording mode or the control mode, the controller controls the display unit to display additional information associated with the accumulation information and the average information on the repeated movement patterns.

[0019] In another aspect, wherein, when a second input signal is sensed in the prescribed situation, information corresponding to the movement information on the user and the biological signal of the user that are repeatedly recorded in the recording mode are provided to the connected external device.

[0020] In another aspect, the mobile terminal further comprising a wireless communication unit that receives position information of the main body, wherein, in the control mode, the controller receives the position information corresponding to changes in the movement information on the user and the biological signal of the user in the prescribed situation and provides the received position information to the connected external device.

[0021] In another aspect, the mobile terminal further comprising a display unit that is configured to display, in the control mode, a first image indicating the activation of the control mode and a second image corresponding to the prescribed situation.

[0022] In another aspect, wherein, in the control mode, the controller recognizes a gesture corresponding to the movement information and the biological signal that are sensed, performs a web search for at least one image associated with the recognized gesture, and provides the searched-for image to the display unit.

[0023] In another aspect, the mobile terminal further

comprising: a wireless communication unit that transmits image information to the connected external device, wherein, in the control mode, the image information corresponding to at least one image associated with the recognized gesture is transferred through the wireless communication unit to the connected external device.

[0024] In another aspect, wherein, in the control mode, when a first signal is received in response to receiving the control command corresponding to the movement pattern, the controller displays on the display unit first screen information corresponding to the first signal, and when an input is received to confirm the first screen information, if a second signal corresponding to a result of performing the control command corresponding to the movement pattern is received from the connected external device, the controller displays on the display unit second screen information corresponding to the second signal.

[0025] In another aspect, wherein, when the connection to the external device is established, state information on the user that corresponds to the biological signal of the user is provided to the external device, and when the state information indicates that the user is in a state where the movement information cannot be input, the controller controls the external device based on a control command that is input in a different input manner.

[0026] In another aspect, the present invention provides a method of controlling a mobile terminal configured to connect to at least one external device, the method comprising: sensing whether a main body of the mobile terminal is being worn by a user; inputting a control command for activating either a recording mode or a control mode when the main body is sensed as being worn by the user; recording movement information on a user of the main body and a biological signal of the user in a prescribed situation and storing a movement pattern that occurs in the prescribed situation when the recording mode is activated; sensing the movement information on the user and the biological signal of the user when the control mode is activated, and when the sensed movement information and the sensed biological signal correspond to the stored movement pattern for the prescribed situation, providing a control command corresponding to the stored movement pattern to control the connected external device, and outputting a guide message for entering of the recording mode when the already-stored movement pattern in the specific situation that corresponds to the sensed movement information and biological signal is not detected in the control mode.

[0027] In another aspect, the method further comprising: outputting screen information corresponding to the prescribed situation to a display screen in the recording mode or the control mode.

BRIEF DESCRIPTION OF THE DRAWINGS

[0028] The embodiments will be described in detail with reference to the following drawings in which like ref-

reference numerals refer to like elements wherein:

FIG. 1A is a block diagram for describing a mobile terminal according to the present disclosure;
 FIGS. 1B and 1C are diagrams illustrating the mobile terminal according to the present disclosure when viewed from different directions;
 FIG. 2 is a perspective diagram illustrating one example of a watch-type mobile terminal according to another embodiment of the present disclosure;
 FIG. 3 is a flow chart for describing a method of controlling the mobile terminal according to an embodiment of the present disclosure;
 FIGS. 4A to 4E are diagrams for describing the flow chart in FIG. 3;
 FIG. 5 is diagram, each illustrating an example of a hand gesture of a wearer that provides a different biological signal to the mobile terminal according to the embodiment of the present disclosure;
 FIGS. 6A to 6D are diagrams for describing a method of recognizing the gesture of the wearer of the mobile terminal and displaying screen information associated with the gesture, according to the embodiment of the present disclosure;
 FIGS. 7A to 7D are diagrams for describing a method of detecting a pattern of a movement of the wearer and controlling an external device connected to the mobile terminal, according to the embodiment of the present disclosure;
 FIGS. 8A to 8E are diagrams for describing a method of displaying the screen information associated with the gesture of the wearer in a recording mode or a control mode in the mobile terminal, according to the embodiment of the present disclosure;
 FIGS. 9A to 9F are diagrams for describing a method of recognizing repetition of the pattern of the movement of the wearer and displaying associated information, according to the embodiment of the present disclosure;
 FIGS. 10A to 10D are diagrams for describing a method of controlling the external device using position information corresponding to changes in the movement information on the wearer and the biological signal of the wearer, according to the embodiment of the present disclosure;
 FIGS. 11A to 11D are diagrams for describing a method of displaying the screen information associated with a feedback signal that is provided by the connected external device, according to the embodiment of the present disclosure; and
 FIGS. 12A to 12C are diagrams illustrating a method of controlling the external device in a different manner based on state information on the wearer, according to the embodiment of the present disclosure.

DETAILED DESCRIPTION

[0029] Mobile terminals presented herein may be im-

plemented using a variety of different types of terminals. Examples of such terminals include cellular phones, smart phones, user equipment, laptop computers, digital broadcast terminals, personal digital assistants (PDAs), portable multimedia players (PMPs), navigators, portable computers (PCs), slate PCs, tablet PCs, ultra books, wearable devices (for example, smart watches, smart glasses, head mounted displays (HMDs)), and the like.

[0030] By way of non-limiting example only, further description will be made with reference to particular types of mobile terminals. However, such teachings apply equally to other types of terminals, such as those types noted above. In addition, these teachings may also be applied to stationary terminals such as digital TV, desktop computers, and the like.

[0031] Reference is now made to FIGS. 1A-1C, where FIG. 1A is a block diagram of a mobile terminal in accordance with the present disclosure, and FIGS. 1B and 1C are conceptual views of one example of the mobile terminal, viewed from different directions.

[0032] The mobile terminal 100 is shown having components such as a wireless communication unit 110, an input unit 120, a sensing unit 140, an output unit 150, an interface unit 160, a memory 170, a controller 180, and a power supply unit 190. It is understood that implementing all of the illustrated components is not a requirement, and that greater or fewer components may alternatively be implemented.

[0033] Referring now to FIG. 1A, the mobile terminal 100 is shown having wireless communication unit 110 configured with several commonly implemented components. For instance, the wireless communication unit 110 typically includes one or more components which permit wireless communication between the mobile terminal 100 and a wireless communication system or network within which the mobile terminal is located.

[0034] The wireless communication unit 110 typically includes one or more modules which permit communications such as wireless communications between the mobile terminal 100 and a wireless communication system, communications between the mobile terminal 100 and another mobile terminal, communications between the mobile terminal 100 and an external server. Further, the wireless communication unit 110 typically includes one or more modules which connect the mobile terminal 100 to one or more networks. To facilitate such communications, the wireless communication unit 110 includes one or more of a broadcast receiving module 111, a mobile communication module 112, a wireless Internet module 113, a short-range communication module 114, and a location information module 115.

[0035] The input unit 120 includes a camera 121 for obtaining images or video, a microphone 122, which is one type of audio input device for inputting an audio signal, and a user input unit 123 (for example, a touch key, a push key, a mechanical key, a soft key, and the like) for allowing a user to input information. Data (for example, audio, video, image, and the like) is obtained by the input

unit 120 and may be analyzed and processed by controller 180 according to device parameters, user commands, and combinations thereof.

[0036] The sensing unit 140 is typically implemented using one or more sensors configured to sense internal information of the mobile terminal, the surrounding environment of the mobile terminal, user information, and the like. For example, in FIG. 1A, the sensing unit 140 is shown having a proximity sensor 141 and an illumination sensor 142.

[0037] If desired, the sensing unit 140 may alternatively or additionally include other types of sensors or devices, such as a touch sensor, an acceleration sensor, a magnetic sensor, a G-sensor, a gyroscope sensor, a motion sensor, an RGB sensor, an infrared (IR) sensor, a finger scan sensor, an ultrasonic sensor, an optical sensor (for example, camera 121), a microphone 122, a battery gauge, an environment sensor (for example, a barometer, a hygrometer, a thermometer, a radiation detection sensor, a thermal sensor, and a gas sensor, among others), and a chemical sensor (for example, an electronic nose, a health care sensor, a biometric sensor, and the like), to name a few. The mobile terminal 100 may be configured to utilize information obtained from sensing unit 140, and in particular, information obtained from one or more sensors of the sensing unit 140, and combinations thereof.

[0038] The output unit 150 is typically configured to output various types of information, such as audio, video, tactile output, and the like. The output unit 150 is shown having a display unit 151, an audio output module 152, a haptic module 153, and an optical output module 154.

[0039] The display unit 151 may have an inter-layered structure or an integrated structure with a touch sensor in order to facilitate a touch screen. The touch screen may provide an output interface between the mobile terminal 100 and a user, as well as function as the user input unit 123 which provides an input interface between the mobile terminal 100 and the user.

[0040] The interface unit 160 serves as an interface with various types of external devices that can be coupled to the mobile terminal 100. The interface unit 160, for example, may include any of wired or wireless ports, external power supply ports, wired or wireless data ports, memory card ports, ports for connecting a device having an identification module, audio input/output (I/O) ports, video I/O ports, earphone ports, and the like. In some cases, the mobile terminal 100 may perform assorted control functions associated with a connected external device, in response to the external device being connected to the interface unit 160.

[0041] The memory 170 is typically implemented to store data to support various functions or features of the mobile terminal 100. For instance, the memory 170 may be configured to store application programs executed in the mobile terminal 100, data or instructions for operations of the mobile terminal 100, and the like. Some of these application programs may be downloaded from an

external server via wireless communication. Other application programs may be installed within the mobile terminal 100 at time of manufacturing or shipping, which is typically the case for basic functions of the mobile terminal 100 (for example, receiving a call, placing a call, receiving a message, sending a message, and the like). It is common for application programs to be stored in the memory 170, installed in the mobile terminal 100, and executed by the controller 180 to perform an operation (or function) for the mobile terminal 100.

[0042] The controller 180 typically functions to control overall operation of the mobile terminal 100, in addition to the operations associated with the application programs. The controller 180 may provide or process information or functions appropriate for a user by processing signals, data, information and the like, which are input or output by the various components depicted in Fig. 1A, or activating application programs stored in the memory 170. As one example, the controller 180 controls some or all of the components illustrated in FIGS. 1A-1C according to the execution of an application program that have been stored in the memory 170.

[0043] The power supply unit 190 can be configured to receive external power or provide internal power in order to supply appropriate power required for operating elements and components included in the mobile terminal 100. The power supply unit 190 may include a battery, and the battery may be configured to be embedded in the terminal body, or configured to be detachable from the terminal body.

[0044] A projection unit 155 is arranged in an arbitrary portion of the mobile terminal 100. The projection unit 155 includes a light source element, an image formation module, and a lens. The projection unit 155 is configured to project image information. In addition, at this point, the light source element emits light, and the image formation module forms the image information (or screen information) using the light. The lens is for projecting the image information in a magnified manner and is arranged in such a manner as to correspond to a projection hole. In addition, the projection unit 155 is referred to as a cine-projector, a projection, or a beam projector.

[0045] FIG. 2 is a perspective view illustrating one example of a watch-type mobile terminal 100 in accordance with another exemplary embodiment.

[0046] As illustrated in FIG. 2, the watch-type mobile terminal 100 includes a main body 301 with a display unit 151 and a band 302 connected to the main body 301 to be wearable on a wrist. In general, mobile terminal 100 may be configured to include features that are the same or similar to that of mobile terminal 100 of FIGS. 1A-1C.

[0047] The main body 301 may include a case having a certain appearance. As illustrated, the case may include a first case 301a and a second case 301b cooperatively defining an inner space for accommodating various electronic components. Other configurations are possible. For instance, a single case may alternatively be implemented, with such a case being configured to

define the inner space, thereby implementing a mobile terminal 100 with a uni-body.

[0048] The watch-type mobile terminal 100 can perform wireless communication, and an antenna for the wireless communication can be installed in the main body 301. The antenna may extend its function using the case. For example, a case including a conductive material may be electrically connected to the antenna to extend a ground area or a radiation area.

[0049] The display unit 151 is shown located at the front side of the main body 301 so that displayed information is viewable to a user. In some embodiments, the display unit 151 includes a touch sensor so that the display unit can function as a touch screen. As illustrated, window 151a is positioned on the first case 301a to form a front surface of the terminal body together with the first case 301a.

[0050] The illustrated embodiment includes an audio output module 152, a camera 121, a microphone 122, and a user input unit 123 positioned on the main body 301. When the display unit 151 is implemented as a touch screen, additional function keys may be minimized or eliminated. For example, when the touch screen is implemented, the user input unit 123 may be omitted. In addition, the projection unit (not illustrated) may be further included in a main body 301. Although not illustrated, the projection unit includes the light source element, the image formation module and the lens. At this point, the light source element emits light, and the image formation module forms the image information (or the screen information) using the light. The lens is for projecting the image information in a magnified manner and is arranged in such a manner as to correspond to the projection hole. The projection unit (not illustrated) is referred to the cine-projector, the projector, or the beam projector. The projection unit is arranged on a lateral surface of the mobile terminal main body 301, but is not limited to the side and may be arranged in an arbitrary portion of the main body 301.

[0051] The band 302 is commonly worn on the user's wrist and may be made of a flexible material for facilitating wearing of the device. As one example, the band 302 may be made of fur, rubber, silicon, synthetic resin, or the like. The band 302 may also be configured to be detachable from the main body 301. Accordingly, the band 302 may be replaceable with various types of bands according to a user's preference.

[0052] In one configuration, the band 302 may be used for extending the performance of the antenna. For example, the band may include therein a ground extending portion (not shown) electrically connected to the antenna to extend a ground area.

[0053] The band 302 may include fastener 302a. The fastener 302a may be implemented into a buckle type, a snap-fit hook structure, a Velcro® type, or the like, and include a flexible section or material. The drawing illustrates an example that the fastener 302a is implemented using a buckle.

[0054] The mobile terminal 100 according to an embodiment of the present disclosure, which is capable of being worn on a specific body portion and which is configured to include at least one among the constituent elements described above, for example, a watch-type mobile terminal 100 detects movement information on a wearer of the main body 301 and a biological signal of the wearer, through the sensing unit 140.

[0055] At this point, the movement information on the wearer means a gesture that is performed using a wearer's finger, wrist, shoulder, head, leg, or waist. The movement information on the wearer is obtained by analyzing the image information captured with the motion sensor, the geomagnetic sensor, the acceleration sensor and the gyro sensor, which are included in the sensing unit 140, and with the camera 121.

[0056] In addition, at this point, the biological signal means an electric signal that is generated in the body of the wearer of the mobile terminal 100. For example, the biological signal is any of an electrocardiogram (ECG) signal, a photoplethymogram signal, and galvanic skin response signal, but is not limited to these and may include various types of signals that, in the related art, are in wide use for measurements during sleeping.

[0057] More specifically, major electric measurements of the wearer's body include an electroencephalogram, an electrocardiogram, an electromyogram, eyeball conductivity, and electric skin reaction. Major physical measurements include blood pressure, a heart rate, an allo-rhythmic pulse, a stroke quotient, a stroke defect, body temperature, and a breathing rate. The sensing unit 140 detects at least one or more among the major electric measurements and the major physical measurements.

[0058] The electrocardiogram (ECG) signal is an electric signal that is generated on the surface of a skin in which a heart's electric activity occurs. The ECG signal is measured by inducing active electric current, which occurs in heart muscles according to heart beats, into two suitable areas on the surface of the body.

[0059] An electromyogram (EMG) signal is an electric signal that is generated on the surface of a skin in which muscle contraction, muscle activity, and muscle fatigue degree occur. The EMG detects muscle movement according to the movement of the wearer's finger that is sensed by wearing the watch-type mobile terminal 300. Specifically, a carpal tunnel within the wrist of the wearer of the mobile terminal has finger flexor tendons of muscles that control movements of fingers. The finger flexor tendons have 9 tendons and one nerve, and if the finger moves, the 9 tendons included in the finger flexor tendons are variously combined to move. The sensing unit 140 of the mobile terminal detects shapes of the tendons that are changed according to the movement of the fingers or the movement of the wrist, and the controller 180 determines what gesture is performed with the fingers, based on the sensed information.

[0060] An electroencephalogram (EEG) signal is an electric signal that is generated on the surface of a skin

in which concentration or brain activity in response to an external stimulus occurs. The EEG signal is measured by inducing into a scalp a change in electric potential that occurs in a human cerebrum, or brain electric current resulting from the change.

[0061] A galvanic skin reflex (GSR) signal is an electric signal that generated on the surface of a skin in which a change in skin resistance to activity of a sympathetic nerve occurs. The GSR signal is obtained by measuring a phenomenon in which electric resistance that occurs in the skin of the living body due to an external stimulus or emotional excitement is decreased temporarily or the active electric potential occurs.

[0062] When the sensing unit 140 detects the wearing of the watch-type mobile terminal 300, a control command that allows the controller 180 to activate either a recording mode or a control mode, is input into the user input unit 123.

[0063] At this point, the control command, as described above, is input through a mechanical input unit or a touch input unit. However, without these, pieces of information that are sensed through the sensing unit 140 are received and recognized as being input from the user.

[0064] When the recording mode is activated, the controller 180 records the movement information on the wearer of the main body 301 and stores a movement pattern that occurs in a specific situation. For example, the controller 180 of the mobile terminal 100 records the movement information on the wearer and the biological signal of the wearer that occurs in a situation where the wearer performs an operation of opening a trunk of his/her car.

[0065] On the other hand, when the control mode is activated, the controller 180 senses the movement information on the wearer and the biological signal of the wearer. Then, the movement pattern that corresponds to the sensed movement information and biological signal and which is stored in the specific situation is detected, the controller 180 provides a control command corresponding to the detected movement information to an external device connected.

[0066] On the other hand, when the movement information on the wearer and the biological signal of the wearer are different from those previously recorded and thus the movement pattern that occurs in a specific situation is changed, in the recording mode, the controller 180 updates the previous movement pattern with the changed movement pattern. That is, if the user's habitual gesture that is performed in a specific situation is changed, the update to the changed gesture is automatically performed, and thus operation of the external device can be controlled with the changed gesture.

[0067] As described above, the mobile terminal 100 according to the embodiment of the present disclosure can control the operation of the external device only with the wearer's habitual gesture without direct contact with the external device and without performing specific inputting on the mobile terminal 100. This provides the user

with convenience.

[0068] A method of controlling the mobile terminal according to the embodiment of the present disclosure is described in detail below referring to FIG. 3.

5 **[0069]** First, the mobile terminal 100 according to the embodiment of the present disclosure is configured in such a manner that it can be worn on a specific body portion, and for example, is realized as the watch-type mobile terminal 100 illustrated in FIG. 2. The mobile terminal 100 according to the embodiment of the present disclosure is described below with the watch-type mobile terminal being as an example thereof.

10 **[0070]** First, the sensing unit 140 of the mobile terminal 100 performs a step of sensing the wearing of the main body (S310).

15 **[0071]** Specifically, the sensing unit 140 senses an inclination and a movement of the main body 310 of the mobile terminal 100 and thus senses whether or not the main body is worn. When a change in the inclination of the main body 301 and acceleration at which the main body 301 is moved are the same as or similar to the pattern that results when the main body 301 is moved worn on the body, the controller 180 determines that the main body 301 is worn on a portion of the user's body. To do this, the sensing unit 140 may further include a gyro sensor (not illustrated) that can sense a spatial movement with respect to an X-axis, an Y-axis, and a Z-axis.

20 **[0072]** In addition, based on the image information that is captured with the camera 121, the sensing unit 140 recognizes a position of the user and a worn state of the main body 301 of the mobile terminal 100. Accordingly, it can be determined whether the main body is worn on a portion of the user's body or is detached or moved away from the user.

25 **[0073]** In addition, according to how fastener 302a included in a band 302 of the main body 301 is connected to the band 302, the sensing unit 140 determines whether or not the mobile terminal 100 is worn on the body. That is, when it is determined that the fastener 302a is connected to one end of the band 302, the main body 301 is recognized as being worn on the body.

30 **[0074]** In addition, when after wearing the main body, the user pushes on a specific key or inputs a predetermined voice command, the sensing unit 140 senses the wearing of the main body.

35 **[0075]** On the other hand, the sensing unit 140 senses the wearing of the main body and at the same time or thereafter, senses the biological signal of the wearer of the main body 301, for example, a user's own heart rate. Then, the sensing 140 transfers the sensed biological signal to the controller 180 that performs user authentication. That is, according to the wearing of the main body 301, the user authentication is performed in a natural manner. On the other hand, when as a result of the user authentication, the wearer of the main body 301 is not matched with the already-stored user information, the mobile terminal 100 maintains a locked state in which

the input of the control command to the mobile terminal 100 is limited, and outputs information corresponding to a failure of the user authentication.

[0076] When the wearing of the main body 301 is sensed in this manner, the controller 180 performs either the recording mode or the recording mode.

[0077] To do this, when the wearing of the main body 301 is sensed, the mobile terminal 100 performs a step of sensing the input of the control command for activating either the recording mode or the control mode through the user input unit 123 (S320).

[0078] When a specific first input signal is input through the user input unit 123 and then the movement information on the wearer of the main body and the biological signal of the wearer are sensed, the controller 180 recognizes that a control command for activating the recording mode in a specific situation corresponding to the first input signal.

[0079] At this point, the first input signal is one among a voice command to enter the recording mode in a specific situation, a specific key operation, and a specific gesture. In addition, the first input signal means a sensing signal according to a contact between the wearer of the main body 301 and a specific external device. For example, referring to FIG. 4B, the mobile terminal 100 senses the biological signal that occurs when a hand of the wearer comes into contact with a door knob, and based on the biological signal that is sensed at this time, recognizes that the first input signal for activating the recording mode in a "situation of opening a door" is input.

[0080] In addition, the motion information on the wearer means a gesture that is performed using a wearer's finger, wrist, shoulder, head, leg, or waist. The movement information on the wearer is obtained by analyzing the image information captured with the motion sensor, the geomagnetic sensor, the acceleration sensor and the gyro sensor, which are included in the sensing unit 140, and with the camera 121.

[0081] In addition, at this point, the biological signal of the wearer means an electric signal that is generated in the body of the wearer. For example, the biological signal includes the electrocardiogram (ECG), the photoplethymogram (PPG) signal, the galvanic skin response (GSR) signal and the electromyogram (EMG) signal.

[0082] In addition, the controller 180 recognizes the specific situation, based on at least one piece of information, among the first input signal described above, the piece of ambient image information that is obtained with the camera 121 arranged in the main body 301, and a piece of position information on the main body 301 that is received through the wireless communication unit 110. For example, when the first input signal corresponding to a voice "running" that is input through the microphone 122 is received, the controller 180 recognizes that a specific situation is "running."

[0083] On the other hand, when the sensing unit 140 directly senses the movement information on the wearer of the main body 301 and the biological signal of the

wearer through the user input unit 123, the controller 180 recognizes this as the input of the control command for activating the control mode. In addition, when the sensing unit 140 senses the movement information on the wearer and the biological signal of the wearer that exceed a reference value (a value of a normal movement), the controller 180 generates the control command for activating the control mode and provide the generated control command to the user input unit 123.

[0084] Subsequently, the recording mode is activated, the controller 180 records the movement information on the wearer of the main body 301 and the biological signal of the wearer in a specific situation, and stores the movement pattern of the wearer that occurs in the specific situation (S330).

[0085] While the recording mode is activated in this manner, the sensing unit 140 senses the movement information on the wearer and the biological signal of the wearer.

[0086] The sensing unit 140 senses, for example, muscles that are changed according to movements of fingers of the wearer, shapes of tendons, a change in grip strength, and a finger's moving speed, through the electromyogram (EMG). The electromyogram (EMG) sensor senses electric activity of the muscles, and more specifically, senses an electric change within the muscles, thereby grasping a response to a nerve stimulus. Because the muscles are under the control of the nervous system and an infinitesimal amount of electric current always flows in the muscle, if the amount of electric current is checked with a needle or an electrode and is recorded with an electromyograph, the activity of the muscle including peripheral nerves can be grasped.

[0087] In addition, the sensing unit 140 transfers results of sensing the changed muscles, the shapes of tendons, the change in grip strength, and the finger's moving speed to the controller 180. The controller 180 grasps a movement characteristic.

[0088] The movement characteristic is about at least one among the shapes of fingers (or the gestures), the finger's moving speed, the direction of a wrist movement, the wrist's moving speed, and the change in grip strength. In addition, the movement characteristic changes variously with the finger movement or the wrist movement.

For example, the movement characteristic that results when five fingers are unfolded is different from one that results when the five fingers are folded. This is because the movements and the shapes of the tendons differ with the movements of the fingers.

[0089] In association with this, FIG. 5 is a diagram, each illustrating an example of a gesture that is performed with the five fingers of the wearer and which provides a different biological signal to the mobile terminal 100. As illustrated in FIG. 5, in addition to when fingers of the wearer are unfolded and fingers are folded, a different electric signal occur when specific fingers are unfolded and specific fingers are folded, when multiple fingers comes into contact with one another, or when spe-

cific fingers point to a specific direction. Accordingly, electric waveforms that are generated when the wearer of the main body 301 throws his/her strength into his/her fingers are sensed through the electromyogram (EMG) sensor and thus five gestures illustrated in FIG. 5 are recognized as being distinguished from one another.

[0090] In addition, for example, through the electrocardiogram (ECG) sensor and/or the electroencephalogram (EEG) sensor, the sensing unit 140 grasps whether the wearer is in a sleep state, in an awakened state, in an NRdEM (xoNon-REM) state, or in an awakening-suitable REM sleep state. Then, if as a result of the sensing, the awakened state is changed to the sleep state or the sleep state is changed to the awakened state, the first input signal is determined as being input and thus the recording mode described above is activated.

[0091] On the other hand, when the control mode is activated, the controller 180 senses the movement information on the wearer and the biological signal of the wearer, and when the already-stored movement pattern in a specific situation that corresponds to the sensed movement information and biological signal is detected, performs a step of providing the control command corresponding to the detected movement pattern to the external device (S340).

[0092] In addition, in the control mode, when the already-stored movement pattern in the specific situation that corresponds to the sensed movement information and biological signal is detected, the controller 180 remotely control the operation of the connected external device according to the control command that corresponds to the detected movement pattern. A result of the remote control is received back in the mobile terminal 100.

[0093] To do this, the wireless communication unit 110 of the mobile terminal 100 is connected to the external device and transmits the control command corresponding to the detected movement pattern using wireless communication technologies, such as Wireless LAN (WLAN), Bluetooth, Ultra Wide Band band (UWB), Infrared Data Association (IrDA), Home Phoneline Networking Alliance (HPNA), Shared Wireless Access Protocol (SWAP), and IEEE 1394.

[0094] On the other hand, in the control mode, when the already-stored movement pattern in the specific situation that corresponds to the sensed movement information and biological signal is not detected, the controller 180 outputs a message guiding the user through the entering of the recording mode.

[0095] There is no limit to types of external devices that can be connected to the mobile terminal 100. That is, whatever device can perform a specific function according to the control command that is received through the wireless communication unit 110 of the external device may be such an external device. For example, the external device includes not only home appliances, such as a refrigerator, a smart TV, a PC, a washing machine, lighting equipment, and a microwave oven, but also de-

vices that are configured to receive the control signal from the mobile terminal 100, such as a vehicle, a front door, and an entrance door, and a main entrance.

[0096] In addition, the mobile terminal 100 outputs to the display unit 151 the screen information corresponding to the specific situation, in the recording mode or the control mode. For example, if the movement information and the biological signal corresponding to "golf motion" is recorded in the recording mode, the controller 180 outputs to the display unit 151 an image associated with "golf motion" while performing the recording.

[0097] FIGS. 4A to 4E are diagrams illustrating specific examples in the steps in FIG. 3, described above.

[0098] First, when it is sensed, as illustrated in FIG. 4A, that the watch-type mobile terminal 100 is worn on the wrist of the user, the mobile terminal 100 records the movement information on the wearer and the biological signal of the wearer while the wearer of the main body 301, as illustrated in FIG. 4B, performs a gesture of turning a door knob 200 to open the door (the recording mode). Then, the mobile terminal 100 stores the movement pattern of the wearer corresponding to the movement information on the wearer and the biological signal of the wearer in a "situation of turning the door knob 200 to open the door." When the movement pattern corresponding to the specific situation is stored in this manner, even though a third party wears the mobile terminal 100 and then performs a movement in the same movement pattern, there is no need for a separate authentication for security because a value of the biological signal that is sensed is different. On the other hand, while the recording mode is activated in this manner, as illustrated in FIG. 4C, graphic objects that indicate that the recording of the movement information on the wearer and the biological signal of the wearer is in progress, for example, a text "recording in progress," and a dot image "... " indicating that the recording is in progress are output to the display unit 151.

[0099] The movement pattern of the wearer corresponding to the "situation of turning the door knob to open the door" is stored in this manner, when an already-stored gesture 403 of turning the door knob 200 to open the door, which corresponds to the specific situation, is performed as illustrated in FIG. 4D, the mobile terminal 100 performs comparison to determine whether the gesture 403 is matched with the already-stored movement pattern. When as a result of the comparison, the gesture 403 is matched with the movement pattern corresponding to the "situation of turning the door knob 200 to open the door," which is stored in FIG. 4B, the wirelessly-connected door knob 200 is turned to open the door as illustrated in FIG. 4E, and graphic objects that indicate that the controlling of the external device is in progress, for example, the text "control in progress" and the dot image "... " indicating that the controlling is in progress are output to the display unit 151 of the mobile terminal 100.

[0100] On the other hand, although not illustrated, when the wearer of the mobile terminal 100 performs a

gesture of actually turning the door knob 200 to open the door, subsequent to the movement illustrated in FIG. 4E, the update to the newly-recorded movement information and biological signal are performed. Accordingly, even when the habitual gesture of the wearer is changed, the external device is controlled with the changed habitual gesture without needing to store the new movement pattern.

[0101] As described above, according to the embodiment of the present disclosure, the movement of the wearer and the pattern of the biological signal of the wearer that are recorded in a specific situation are stored, and when the movement and biological signal that are the same as the stored pattern are sensed thereafter, the external device associated with the specific situation is possible to control. Accordingly, even in a situation where the wearer has difficulty in directly controlling the external or in performing inputting on the worn mobile terminal, the external device can be controlled only with the recorded habitual gesture.

[0102] A method of displaying the screen information associated with the gesture of wearer in the recording mode or the control mode is described below referring to FIGS. 6A to 6F and 8A to 8E.

[0103] First, the sensing unit 140 of the mobile terminal 100 senses the wearing of the main body. When the wearing of the main body is sensed, the mobile terminal 100 outputs a signal or information corresponding to the wearing of the main body. In addition, based on the biological signal of the wearer that is sensed according to the wearing of the main body 301, the user authentication is performed on the wearer in a natural manner.

[0104] After the wearing of the main body 301 is sensed in this manner, the controller 180 activates either of the recording mode and the control mode. To do this, when the first input signal is input in a specific situation through the user input unit 123 and then the movement information on the wearer of the main body and the biological signal of the wearer are sensed, the controller 180 recognizes that the control command for activating the recording mode is input. In addition, when the movement information on the wearer of the main body 301 and the biological signal of the wearer is sensed directly through the user input unit 123, the controller 180 recognizes this as the input of the control command for activating the control mode.

[0105] When in this manner, the mobile terminal is worn and then the input of the control command corresponding to the activation of the recording mode or the control mode is sensed through the user input unit 123, the screen information corresponding to a specific situation is output to the display unit 151 of the mobile terminal 100 while the recording mode is activated or while the control mode is activated.

[0106] For example, when the wearer of the mobile terminal 100 inputs a voice "golf" into the mobile terminal 100 as illustrated in FIG. 6A, the mobile terminal 100 activates the recording mode for "golf" that is defined as

a specific situation, and while the recording mode is activated, outputs to the display unit 151 already-stored content associated with gold motion, for example, an image (or a moving image) 601 of a golf swing gesture as illustrated in FIG. 6B. On the other hand, although not illustrated, based on muscles, shapes of tendons, and a change in grip strength that are sensed through the camera 121 and/or the sensing unit 140 that are provided in the main body 301, the mobile terminal 100 can recognize "gold" as a specific situation.

[0107] In addition, in the recording mode or the control mode, the controller 180 recognizes a gesture corresponding to the movement information on the wearer and the biological signal of the wearer, conducts a web search for at least one image associated with the recognized gesture and provides the searched-for image to display unit 151. In addition, the controller 180 transfers the searched-for image to the external device through the wireless communication unit 110.

[0108] At this point, when the gesture corresponding to the movement information on the wearer and the biological signal of the wearer are changed, the controller 180 again conducts a web search for an image corresponding to the changed gesture and provides the searched-for image to the display unit 151. For example, if a wearer's posture is changed from a first gesture to a second gesture in the recording mode for "gold" that is a specific situation, based on the biological signal (including meta data associated with this posture change) that is sensed through the sensing unit 140, the controller 180 recognizes the gesture change and can conduct a web search for an image associated with the second gesture.

[0109] For example, as illustrated in FIG. 6C, according to the activation of the recording mode or the control mode, change values of the movement information and the biological signal are recorded while the wearer of the main body 301 performs a swing gesture in "golf" that is defined as a specific situation. In addition, as illustrated in FIG. 6D, the mobile terminal 100 conducts a web search for an image that is suitable for the gesture of the wearer that changes while the recording mode or the control mode is activated and outputs the searched-for image to display unit 151 (a) or provided it to the external device 200 (b).

[0110] In addition, in the recording mode or the control mode, the controller 180 outputs to the display unit 151 the screen information that includes a first graphic object indicating the activation of the recording mode or the control mode and a second object indicating the extent to which the movement information on the wearer and the biological signal of the wearer are changed.

[0111] In addition, in the recording mode or the control mode, the controller 180 may further include a third graphic object indicating time information corresponding to the activation of the recording mode or the control mode and a fourth graphic object indicating the extent to which the movement information on the wearer and the

biological signal of the wearer are matched to the already-stored movement pattern. At this point, the already-stored movement pattern, as described above, may be the movement information on the wearer and the biological signal of the wearer that are recorded in the recording mode or may be a target value or right posture information that is set through the user input.

[0112] For example, referring back to FIG. 6D, indicator icons 601a and 602a that indicate a moving speed of the wearer, grip strength of the wearer, an extent of change in wearer's strength thrown into his/her fingers, and time information that are sensed through the sensing unit 140 of the mobile terminal 100 are further displayed on the screen information that is output to the display unit 151 or to a screen of the external device 200.

[0113] In this manner, in the recording mode, the control mode, and a normal mode, the different pieces of screen information are displayed on the display unit 151 of the mobile terminal 100 according to the embodiment of the present disclosure.

[0114] Specifically, in the normal mode, the mobile terminal 100 senses only basic state information on the wearer of the main body 301 through the sensing unit 140. For example, the mobile terminal 100 senses whether or not the wearer is in the sleep state or in the awakened state and whether or not the wearer's strength thrown in a body portion on which the main body 301 is worn is changed. As a result, as illustrated in FIG. 8A, in the normal mode, along with information indicating time, an image (for example, a dot image) indicating that the sensing of the biological signal is in progress is output to the center of the display unit 180 of the mobile terminal 100 according to characteristics of the watch-type mobile terminal 100.

[0115] In addition, in the recording mode, the mobile terminal 100 records all pieces of movement information and all biological signals that are sensed in a specific situation. For example, the mobile terminal 100 senses the moving speed of the wearer, the grip strength of the wearer, the gesture according to the change in the wearer's strength thrown into his/her fingers, or the posture change through the sensing unit 140.

[0116] As a result, as illustrated in FIG. 8B, a first image 802a indicating that the activation of the recording mode is in progress, a second image (for example, an image of a dumbbell) 803b indicating a specific condition associated with the recording mode, and a third image 804b indicating the time information that corresponds to the activation of the recording mode and an amount of the movement (for example, the moving speed, the grip strength, or the extent of the strength change) are output to one region of the display unit 151. At this point, the third image 804b is displayed in such a manner that sections that are the same in the amount of the movement are visually distinguished (displayed in different colors) from one another. That is, the third image 804b are divided by the movement of the wearer into a first section 804b_1, a second section 804b_2, and a third section

804b_3, and the length of each section is displayed in such a manner that it is in proportion to the time for which the movement continues.

[0117] In addition, as illustrated in FIG. 8D, in the recording mode, a first image 805a indicating that the recording mode is in progress, a web search image (for example, an image of a running person) 806a corresponding to a gesture of the wearer that is recognized while the recording mode is activated, and a third image 807b indicating the extent to which the movement information on the wearer and the biological signal of wearer are matched with the already-stored movement pattern are output to one region of the display unit 151. At this point, the already-stored movement pattern is either predetermined target value or recommended-posture information. Accordingly, the third image 807b is displayed in such a manner that sections that are the same in the extent to which the sensed movement information and biological signal are matched with the already-stored movement pattern are visually distinguished from one another. For example, the larger the extent to which the sensed movement information and biological signal are matched with the already-stored movement pattern, the deeper is colors of displayed sections 807b_1, 807b_2, and 807b_3 of the third image 807b.

[0118] In addition, in the control mode, the mobile terminal 100 generates a control command corresponding to the already-stored movement pattern in the situation that corresponds to the movement information on the wearer and the biological signal of the wearer that are sensed through the sensing unit 140. The generated control command controls performing of a specific function of the mobile terminal 100 and/or controls operation of the connected external device.

[0119] As a result, as illustrated in FIGS. 8B and 8E, an image associated with a specific situation corresponding to the movement information on the wearer and the biological signal of the wearer that are sensed is displayed, in the form of a text image 803d, on one region of the display unit 151, or is displayed, in the form of a dynamic image 805c indicating a device or a function that is controlled by the control command, on one region of the display unit 151. In addition, in the control mode, in addition to that, an image 802c indicating that the activation of the control mode is in progress, and an image 804d indicating the time for which the activation of the control mode continues are further displayed on the display unit 151.

[0120] As described above, according to the embodiment of the present disclosure, in the recording mode and the control mode, the pieces of information associated with the movement information on the wearer who wears the mobile terminal 100 and the biological signal of the wearer are displayed on the display unit 151, and thus although a specific function is controlled only with the habitual gesture, the wearer can recognize this in an easy manner.

[0121] A method of sensing the movement pattern of

the wearer and thus controlling the external device that is connected to the mobile terminal is described in detail below referring to FIGS. 7A to 7D.

[0122] When the user authentication is performed on the wearer according to the wearing of the main body 301, through the wireless communication unit 110, the controller 180 senses that the mobile terminal 100 is connected to the external device. When the connection to the external device is sensed, the controller 180 generates a control command for activating either the recording mode or the control mode associated with the connected external device and provides the generated control command to the user input unit 123. At this point, selection of either the recording mode or the control mode is determined based on a current operation state of the connected external device. For example, when the current operation state of the external device is a setting mode in which specific information is received from the mobile terminal 100, the mobile terminal 100 make a determination in such a manner that the recording mode is activated.

[0123] When the recording mode associated with the connected external is activated, the movement information on the wearer and the biological signal of the wearer are recorded. At this point, the recorded movement information on the wearer and the recorded biological signal are provided to the connected external device every predetermined time or real time according to setting of the mobile terminal or the connected external device.

[0124] When the control mode associated with the connected external device is activated, the already-stored movement pattern in a specified situation that corresponds to the movement information on the wearer and the biological signal of the wearer is detected, and the corresponding control command is generated. The mobile terminal 100 transfer the generated control command to the connected external device and controls specific operation of the electronic apparatus.

[0125] On the other hand, if the multiple external devices are connected to the main body 301, based on information on the time for which the connected external devices are used and information on ambient sound, the controller 180 can select one external device that is suitable for activating the control mode.

[0126] For example, if the watch-type mobile terminal 100, as illustrated in FIG. 7A, are wirelessly connected to multiple external devices, for example, a refrigerator 200a, a smart TV 200b, a door 200c, and a cleaner, based on current time information and a level of a sound volume that is transferred from the smart TV 200b, the mobile terminal 100, as illustrated in FIG. 7B, selects the smart TV 100b as the external device that is suitable for activating the control mode. When after selecting the external device, as illustrated in FIG. 7C, the wearer performs a hand gesture 702 (for example, a gesture in which a forefinger is bent and the other fingers are curled in towards the palm) that is the same as an already-stored "TV power off" movement pattern, the smart TV 200b, as

illustrated in FIG. 7D, is powered-off (200b"), and a thumbnail image and an operation state of the smart TV 200b are displayed, as a dynamic image 703, on the display unit 151 of the mobile terminal 100.

[0127] In addition, although not illustrated, if the multiple external devices are connected to the main body 301, a thumbnail image of each of the multiple connected external devices is displayed on the display unit 151, and the control mode can be activated with respect to the external device corresponding to one selected from the multiple thumbnail images.

[0128] FIGS. 9A to 9F are diagrams for describing a method of recognizing repetition of the movement pattern of the wearer and displaying information associated with this, according to the embodiment of the present disclosure.

[0129] In the recording mode, the controller 180 recognizes the repetition of the movement pattern that occurs in a specific situation. That is, the controller 180 accumulates and records the movement pattern of the wearer that is generated initially and the movement patterns of the wearer that are subsequently generated in the same situation, in chronological order.

[0130] When the repetition of the movement pattern occurring in a specific situation is recognized, the controller 180 further stores accumulation information on and average information on the repeated movement patterns.

[0131] Then, in the recording mode or the control mode, the controller 180 displays to one region of the display unit 151 additional information associated with the accumulation information and the average information on the repeated movement patterns of the wearer.

[0132] In addition, when a second input signal is sensed in the specific situation, the controller 180 provides information corresponding to the movement information on the wearer and the biological signal of the wearer that are repeatedly stored in the recording mode, to the connected external device. At this point, the second input signal is a predetermined voice command, a gesture, a key operation, or a transmission signal that is automatically generated every predetermined time (for example, 9:00 A.M.).

[0133] For example, if illustrated in FIG. 9A, the wearer performs a gesture 901 of actually lifting up a dumbbell while wearing the mobile terminal 100, the mobile terminal 100 senses the movement information on the wearer and the biological signal of the wearer and recognizes whether or not the same gesture as the gesture of lifting up the dumbbell is repeated. While the gesture of lifting up the dumbbell is performed, as illustrated in FIG. 9B, pieces of additional information, such as an image 902a corresponding to the recognized gesture 901, position information 902b on the used tendons or muscles, and information 902c on a current amount of exercise against a target amount of exercise, are displayed in the display unit 151 of the mobile terminal 100.

[0134] Subsequently, if the wearer of the main body 301 performs the gesture 901 without the dumbbell as

illustrated in FIG. 9C, based on the accumulation information and the average information on the repeated movement pattern of the wearer, information 903a on a target value to accomplish for a predetermined time period (for example, one day) and information 903b on an amount of exercise accomplished against a target value for the predetermined time period are displayed on the display unit 151 as illustrated in FIG. 9D. In addition, although not illustrated, based on the movement patterns that are repeated and accumulated for a predetermined time period, the mobile terminal 100 automatically changes the predetermined target value.

[0135] In addition, based on information on an amount of exercise against the target value, the mobile terminal 100 provides information associated with a proper diet and how to take exercise to the user. On the other hand, if the size of the display unit 151 is small like that of the watch-type mobile terminal 100, such pieces of information are difficult to provide. To solve such a problem, the mobile terminal 100 according to the embodiment of the present disclosure, as illustrated in FIGS. 9E and 9F, includes a projection unit 911 that projects image information using light, in one region of the main body 301, for example, on a lateral surface thereof. Thus, when the wearer performs drag touch inputting on the display unit 151 in a predetermined direction (for example, in a direction of a wrist (FIG. 9E), the mobile terminal 100 projects additional information 904 associated with the proper diet, how to take exercise, or the like onto one portion of the back of the hand as illustrated in FIG. 9F.

[0136] On the other hand, FIGS. 10A and 10D illustrate a method of controlling the external device using the position information corresponding to changes in the movement information on the wearer and the biological signal of wearer, according to the embodiment of the present disclosure.

[0137] To do this, the watch-type mobile terminal 100 according to the embodiment of the present disclosure includes the wireless communication unit 110 for receiving the position information on the main body 301. Then, when the control mode is activated, the controller 180 receives the position information corresponding to the changes in the movement information on the wearer and the biological signal of the wearer in a specific situation and provided the received position information to the connected external device. For example, the mobile terminal 100 senses the movement information on the wearer and the biological signal of the wearer that correspond to the first gesture and thus recognizes that the position information starts to be received. In addition, the mobile terminal 100 may receive the position information that changes according to the wearer's movement and at the same time, may drive the camera 122 provided in the main body 301 in order to grasp the exact position information. In addition, the mobile terminal 100 senses the movement information on the wearer and the biological signal of the wearer that correspond to the second gesture and thus recognizes that the receiving of the position

information is finished. When the position information corresponding to the movement information on the wearer and the biological signal of the wearer is provided to the external device, the external device utilizes the received position information in performing the operation thereof.

[0138] For example, when the watch-type mobile terminal 100 and the external device, for example, a robot cleaner 200, are wirelessly connected to each other as illustrated in FIG. 10A, the wearer can set a specific area that the robot cleaner 200 has to clean up, using the mobile terminal 100. That is, as illustrated in FIG. 10B, when the wearer performs a gesture (a hand gesture in which the fingers are curled in toward the palm and are spread out) corresponding to a designated starting point on a cleaning-target area that the robot cleaner 200 has to clean up, then moves along a border 1001 of the cleaning-target area, and then performs a gesture (a hand gesture in which the fingers are spread out and are curled in toward the palm) corresponding to a designated ending point on the cleaning-target area, an area 1010 to clean up is defined by the border along which the wearer moves. Then, the cleaner 200 performs cleaning operation on the area 1010 to clean up through the mobile terminal 100 as illustrated in FIG. 10C, a thumbnail image 1020a of the cleaner 200 and an image 1020b indicating that the cleaning operation is performed are displayed on the display unit 151 of the mobile terminal 100 as illustrated in FIG. 10D.

[0139] At this point, the position information corresponding to the movement of the wearer is transferred to the cleaner 200 along with the time information, and thus the mobile terminal can transfer associated information to the cleaner 200 in order for the cleaner 200 to clean up an area more clearly where the wearer stays for more than a reference time.

[0140] FIGS. 11A to 11D are diagrams for describing a method of displaying to the mobile terminal the screen information associated with a feedback signal that is provided by the connected external device, according to the embodiment of the present disclosure.

[0141] When the wearing of the main body 301 is sensed and then a wearer's gesture for activating the control mode is recognized, the controller 180 transfers a control command associated with the recognized gesture to the connected external device. At this point, because the wearer's gesture corresponds to the wearer's habitual gesture that occurs in a specific situation, normally, a malfunction may occur in the external device when the wearer performs the habitual gesture in error. To solve such a problem, when the wearer's habitual gesture occurs, the mobile terminal 100 according to the embodiment of the present disclosure may additionally perform processing that transmits and receives the feedback signal to and from the associated external device.

[0142] Specifically, when a first signal responding to the receiving of the control command corresponding to the movement pattern from the connected external de-

vice is received, the controller 180 outputs to the display unit 151 first screen information corresponding to the first signal.

[0143] Then, when a second signal corresponding to a result of performing the control command is received from the connected external device according to the input of a signal for checking the first information, the controller 180 outputs to the display unit 151 second screen information corresponding to the second signal. At this point, the input of the signal for checking the first screen information is one among a predetermined voice command, a gesture, or touch input applied to the display unit 151 or a specific key.

[0144] For example, referring to FIG. 11A, when the wearer of the mobile terminal 100 performs a specific gesture, for example, a hand gesture 1101 of connecting a thumb and a middle finger and throwing strength into them in the opposite direction, the mobile terminal 100 senses the movement information on the wearer and the biological signal of the wearer and recognizes the hand gesture 1101 without driving the camera 122. For example, when the corresponding hand gesture 1101 is a habitual gesture corresponding to an "alarm function," the mobile terminal generates a control command for performing control in such a manner that the "alarm function" is turned on, and transferred the control command the connected external device 200. Before performing the "alarm function," the external device 200 that receives the generated control command, as illustrated in FIG. 11B, outputs a message 1102_A asking whether or not the alarm function is set, and a signal (the "first signal" described above) corresponding to the corresponding message 1102_A is received in the mobile terminal 100. Then, an image 1102_B indicating whether or not the "alarm function" is set is displayed on the display unit 151 of the mobile terminal 100. When the wearer performs touch input on the displayed image 1102_B as illustrated in FIG. 11C, the mobile terminal 100 recognizes this as inputting a signal that checks the displayed image 1102_B and provides the signal to the connected external device 200 (1103_B). Then, the "alarm function" is set in the connected external device 200 as illustrated in FIG. 11D, and a message 1104A "Alarm is set" is output to the screen. Then, the setting of the "alarm function" in the connected external device 200 is finished, an image 1104_B indicating that the "alarm function is set" is displayed on the display unit 151 of the mobile terminal 100.

[0145] According to the embodiments described above, the wearer of the mobile terminal controls a specific function of the mobile terminal or the connected external device only with the habitual gesture. A method of performing a specific function of the external device when the wearer cannot perform even the habitual gesture is described below.

[0146] In association with this, FIGS. 12A to 12C are diagrams illustrating a method of controlling the external device in a different manner based on the state information on the wearer, according to an embodiment of the

present disclosure.

[0147] When the mobile terminal 100 according to the embodiment of the present disclosure and the external device are connected with each other, the controller 180 provides to the connected external device the state information on the wearer that corresponds to the biological signal of the wearer. The state of the wearer may be determined by the mobile terminal 100 and may be determined by the external device that receives the biological signal of the wearer as is.

[0148] When it is determined that the state of the wearer is a state where the movement information for performing a specific function cannot be input, the controller 180 performs control in such a manner that the external device operates according to a control command that is input in a different input manner. At this point, the different input manner in which the control command is input includes a voice command and a different gesture (for example, a foot gesture) that can be recognized through the camera 133. In another example, a control command for performing a specific function is generated only with progressive proximity to the external device.

[0149] For example, as illustrated in FIG. 12A, assume that the wearer of the mobile terminal 100 wants to open a trunk of a vehicle that is wirelessly connected to the mobile terminal 100, but cannot perform a habitual gesture because he/she carries a thing 50 with his/her hand. Then, as illustrated in FIG. 12B, the mobile terminal 100 senses the biological signal of the wearer and thus recognizes a situation where the wearer carries the thing. Then, the mobile terminal 100 outputs a message "The wearer cannot perform a gesture" to the display unit 151 or the audio output module 152. At this point, this state of the wearer is possible to recognize also in a vehicle 200 that is wirelessly connected to the mobile terminal 100 and receives the biological signal of the wearer. Then, as illustrated in FIG. 12C, the mobile terminal 100 can open the trunk of the vehicle 200 only by the wearer moving toward the trunk of the vehicle 200 without performing the habitual gesture (200"). On the other hand, a message "The trunk of the vehicle is opened" that alerts the user to the control operation is output to the display unit of the mobile terminal 100 or the audio output module 152.

[0150] On the other hand, although not illustrating in the accompanying drawings or not specifically described above, the mobile terminal according to the embodiment of the present recognizes ambient intensity of illumination, ambient temperature, and ambient humidity, tries to establish a connection to an associated home appliance and performs a recorded habitual gesture. Thus, operation of the connected home appliance is possible to control.

[0151] In addition, the mobile terminal 100 senses the biological signal of the wearer and thus determined the state of the wearer (for example, an excited state and a sleep state) and accordingly controls the operation of the connected home appliance corresponding to the habitual

gesture in a more specific manner. For example, if a habitual gesture for powering on an air-conditioner is performed, the mobile terminal 100 determines the state of the wearer and transfers not only a control command for powering on the air-conditioner, but also a control signal for controlling a setting temperature, a wind direction, or the like in the air-conditioner.

[0152] Various embodiments may be implemented using a machine-readable medium having instructions stored thereon for execution by a processor to perform various methods presented herein. Examples of possible machine-readable mediums include HDD(Hard Disk Drive), SSD(Solid State Disk), SDD(Silicon Disk Drive), ROM, RAM, CD-ROM, a magnetic tape, a floppy disk, an optical data storage device, the other types of storage mediums presented herein, and combinations thereof. If desired, the machine-readable medium may be realized in the form of a carrier wave (for example, a transmission over the Internet). The processor may include the controller 180 of the mobile terminal.

Claims

1. A mobile terminal (100) comprising:

- a main body (301);
- a sensing unit (140) that is configured to sense whether the main body is being worn by a user, to sense movement information of the user, and to sense a biological signal of the user;
- a user input unit (123) configured to receive a control command for activating either a recording mode or a control mode when the main body is sensed as being worn by the user; and a controller (180) configured to control the mobile terminal (100) in the recording mode and the control mode,

wherein the controller is further configured to:

- if the recording mode is activated, record the movement information of the user and the biological signal of the user in a prescribed situation, and to store a movement pattern that occurs in the prescribed situation,
- if the control mode is activated, sense the movement information of the user and the biological signal of the user, and when the sensed movement information and the sensed biological signal correspond to the stored movement pattern for the prescribed situation, provide a control command corresponding to the stored movement pattern to a connected external device (200), and output a guide message for entering of the recording mode when the already-stored movement pattern in the specific situation

that corresponds to the sensed movement information and biological signal is not detected in the control mode.

2. The mobile terminal (100) of claim 1, wherein the controller is further configured to:

- when a first input signal is input and then, when the movement information and the biological signal are sensed, generate a control command for activating the recording mode in a prescribed situation corresponding to the first input signal, and
- wherein, when the first input signal is input and then when the movement information of the user and the biological signal of the user that exceed a reference value is sensed, generate a control command for activating the control mode.

3. The mobile terminal (100) of claim 2, wherein the first input signal is a sensing signal that corresponds to a connection between the user wearing the main body (301) and the external device (200).

4. The mobile terminal (100) of any one of claims 2 and 3, wherein the controller is further configured to recognize the prescribed situation based on at least one of:

- the first input signal, or
- ambient image information that is obtained through a camera (121) provided on the main body (301), or
- position information of the main body (301) that is received through a wireless communication unit (110).

5. The mobile terminal (100) of any one of claims 1 to 4, wherein the controller is further configured to: when a connection between the main body (301) and the external device (200) is sensed, provide the control command for activating the recording mode or the control mode associated with the connected external device (200) to the user input unit (123).

6. The mobile terminal (100) of claim 5, wherein the controller is further configured to: when multiple external devices are connected to the main body (301), select a prescribed external device to be controlled in the control mode based on at least one of time information or ambient sound information associated with the connected external devices.

7. The mobile terminal (100) of any one of claims 1 to 6, further comprising:

- a display unit (151) that is configured to display screen information corresponding to the pre-

scribed situation in the recording mode, wherein the screen information includes
 a first graphic object indicating the activation of the recording mode and
 a second graphic object indicating the extent to which the movement information of the user and the biological signal of the user are changed.

8. The mobile terminal (100) of any one of claims 1 to 7, wherein, in the recording mode, the controller (180) is configured to recognize repetition of the movement pattern that occurs in the prescribed situation and to store accumulation information and average information on the repeated movement patterns,
 wherein the controller (180) is further configured to provide, when a second input signal is sensed in the prescribed situation, information corresponding to the movement information of the user and the biological signal of the user that are repeatedly recorded in the recording mode to the connected external device (200).

9. The mobile terminal (100) of any one of claims 1 to 8, further comprising a display unit (151) that is configured to display, in the control mode, a first image indicating the activation of the control mode and a second image corresponding to the prescribed situation.

10. The mobile terminal (100) of claim 9, wherein, in the control mode, the controller (180) is configured to:

recognize a gesture corresponding to the movement information and the biological signal that are sensed,
 perform a web search for at least one image associated with the recognized gesture, and
 provide the searched-for image to the display unit (151).

11. The mobile terminal (100) of any one of claims 1 to 10, further comprising:

a wireless communication unit (110) that is configured to transmit image information to the connected external device (200),
 wherein the controller is further configured to transfer, in the control mode, the image information corresponding to at least one image associated with the recognized gesture through the wireless communication unit (110) to the connected external device (200).

12. The mobile terminal (100) of any one of claims 1 to 11, wherein, in the control mode, the controller is further configured to display on the display unit (151):

when a first signal is received in response to receiving the control command corresponding to the movement pattern, first screen information corresponding to the first signal, and
 when an input is received to confirm the first screen information, and if a second signal corresponding to a result of performing the control command corresponding to the movement pattern is received from the connected external device (200), second screen information corresponding to the second signal.

13. The mobile terminal (100) of any one of claims 1 to 12, wherein, the controller is further configured to, when the connection to the external device (200) is established, provide state information of the user that corresponds to the biological signal of the user to the external device (200), and
 when the state information indicates that the user is in a state where the movement information cannot be input, control the external device (200) based on a control command that is input in a different input manner.

14. A method of controlling a mobile terminal (100) configured to connect to at least one external device (200), the method comprising:

sensing whether a main body (301) of the mobile terminal (100) is being worn by a user;
 inputting a control command for activating either a recording mode or a control mode when the main body (301) is sensed as being worn by the user;
 recording movement information on a user of the main body (301) and a biological signal of the user in a prescribed situation and storing a movement pattern that occurs in the prescribed situation when the recording mode is activated;
 sensing the movement information of the user and the biological signal of the user when the control mode is activated, and when the sensed movement information and the sensed biological signal correspond to the stored movement pattern for the prescribed situation, providing a control command corresponding to the stored movement pattern to control the connected external device (200); and
 outputting a guide message for entering of the recording mode when the already-stored movement pattern in the specific situation that corresponds to the sensed movement information and biological signal is not detected in the control mode.

Patentansprüche

1. Mobiles Endgerät (100), das aufweist:

einen Hauptkörper (301);
 eine Abtasteinheit (140), die konfiguriert ist, abzutasten, ob der Hauptkörper durch einen Benutzer getragen wird, Bewegungsinformationen des Benutzers abzutasten und ein biologisches Signal des Benutzers abzutasten;
 eine Benutzereingabeeinheit (123), die konfiguriert ist, einen Steuerbefehl zum Aktivieren entweder eines Aufzeichnungsmodus oder eines Steuermodus zu empfangen, wenn abgetastet wird, dass der Hauptkörper durch den Benutzer getragen wird; und
 einen Controller (180), der konfiguriert ist, das mobile Endgerät (100) im Aufzeichnungsmodus und im Steuermodus zu steuern,
 wobei der Controller ferner konfiguriert ist:

wenn der Aufzeichnungsmodus aktiviert ist, die Bewegungsinformationen des Benutzers und das biologische Signal des Benutzers in einer vorgeschriebenen Situation aufzuzeichnen, und ein Bewegungsmuster zu speichern, das in der vorgeschriebenen Situation auftritt,

wenn der Steuermodus aktiviert ist, die Bewegungsinformationen des Benutzers und das biologische Signal des Benutzers abzutasten, und wenn die abgetasteten Bewegungsinformationen und das abgetastete biologische Signal dem gespeicherten Bewegungsmuster für die vorgeschriebene Situation entsprechen, einen Steuerbefehl, der dem gespeicherten Bewegungsmuster entspricht, an eine angeschlossene externe Vorrichtung (200) zu liefern, und eine Anleitungsnachricht zum Eintreten in den Aufzeichnungsmodus auszugeben, wenn das schon gespeicherte Bewegungsmuster in der spezifischen Situation, das dem die abgetasteten Bewegungsinformationen und dem biologischen Signal entspricht, im Steuermodus nicht detektiert wird.

2. Mobiles Endgerät (100) nach Anspruch 1, wobei der Controller ferner konfiguriert ist:

wenn ein erstes Eingangssignal eingegeben wird und die Bewegungsinformationen und das biologische Signal abgetastet werden, einen Steuerbefehl zum Aktivieren des Aufzeichnungsmodus in einer vorgeschriebenen Situation entsprechend dem ersten Eingangssignal zu erzeugen, und

wobei, wenn das erste Eingangssignal eingegeben wird und die Bewegungsinformationen des Benutzers und das biologische Signal des Benutzers, die einen Bezugswert überschreiten, abgetastet werden, einen Steuerbefehl zum Aktivieren des Steuermodus zu erzeugen.

3. Mobiles Endgerät (100) nach Anspruch 2, wobei das erste Eingangssignal ein Abtastsignal ist, das einer Verbindung zwischen dem Benutzer, der den Hauptkörper (301) trägt, und der externen Vorrichtung (200) entspricht.

4. Mobiles Endgerät (100) nach einem der Ansprüche 2 und 3, wobei der Controller ferner konfiguriert ist, die vorgeschriebene Situation beruhend auf mindestens einem zu erkennen von:

- dem ersten Eingangssignal, oder
- Umgebungsbildinformationen, die durch eine Kamera (121) erhalten werden, die am Hauptkörper (301) vorgesehen ist, oder
- Positionsinformationen der Hauptkörper (301), die durch eine drahtlose Kommunikationseinheit (110) empfangen werden.

5. Mobiles Endgerät (100) nach einem der Ansprüche 1 bis 4, wobei der Controller ferner konfiguriert ist: wenn eine Verbindung zwischen dem Hauptkörper (301) und der externen Vorrichtung (200) abgetastet wird, den Steuerbefehl zum Aktivieren des Aufzeichnungsmodus oder des Steuermodus, der mit der angeschlossenen externen Vorrichtung (200) verknüpft ist, an die Benutzereingabeeinheit (123) zu liefern.

6. Mobiles Endgerät (100) nach Anspruch 5, wobei der Controller ferner konfiguriert ist: wenn mehrere externe Vorrichtungen mit dem Hauptkörper (301) verbunden sind, eine vorgeschriebene externe Vorrichtung, die im Steuermodus gesteuert werden soll, beruhend auf Zeitinformationen oder Umgebungsgeräuschinformationen auszuwählen, die mit den angeschlossenen externen Vorrichtungen verknüpft sind.

7. Mobiles Endgerät (100) nach einem der Ansprüche 1 bis 6, das ferner aufweist:

eine Anzeigeeinheit (151), die konfiguriert ist, Bildschirminformationen, die der vorgeschriebenen Situation entsprechen, in der Aufzeichnungsmodus anzuzeigen, wobei die Bildschirminformationen aufweisen:

- ein erstes Grafikobjekt, das die Aktivierung des Aufzeichnungsmodus anzeigt, und
- ein zweites Grafikobjekt, das das Ausmaß anzeigt, in dem sich die Bewegungsinformationen

- des Benutzers und das biologische Signal des Benutzers geändert haben.
8. Mobiles Endgerät (100) nach einem der Ansprüche 1 bis 7, wobei der Kontroller (180) konfiguriert ist, im Aufzeichnungsmodus eine Wiederholung des Bewegungsmusters zu erkennen, das in der vorgeschriebenen Situation auftritt, und Akkumulationsinformationen und Durchschnittsinformation über die wiederholten Bewegungsmuster zu speichern, wobei der Kontroller (180) ferner konfiguriert ist, wenn ein zweites Eingangssignal in der vorgeschriebenen Situation abgetastet wird, Informationen, die den Bewegungsinformationen des Benutzers und dem biologischen Signal des Benutzers entsprechen, die wiederholt im Aufzeichnungsmodus aufgezeichnet worden sind, an die angeschlossene externe Vorrichtung (200) zu liefern.
9. Mobiles Endgerät (100) nach einem der Ansprüche 1 bis 8, das ferner eine Anzeigeeinheit (151) aufweist, die konfiguriert ist, im Steuermodus ein erstes Bild, das die Aktivierung des Steuermodus anzeigt, und ein zweites Bild anzuzeigen, das der vorgeschriebenen Situation entspricht.
10. Mobiles Endgerät (100) nach Anspruch 9, wobei im Steuermodus der Kontroller (180) konfiguriert ist:
- eine Geste zu erkennen, die den Bewegungsinformationen und dem biologischen Signal entspricht, die abgetastet werden,
eine Websuche nach mindestens einem Bild durchzuführen, das mit der erkannten Geste verknüpft ist, und
das gesuchte Bild an die Anzeigeeinheit (151) zu liefern.
11. Mobiles Endgerät (100) nach einem der Ansprüche 1 bis 10, das ferner aufweist:
- einen drahtlose Kommunikationseinheit (110), die konfiguriert ist, Bildinformationen an die angeschlossene externe Vorrichtung (200) zu übertragen,
wobei der Kontroller ferner konfiguriert ist, im Steuermodus die Bildinformation, die dem mindestens einen Bild entsprechen, das mit der erkannten Geste verknüpft ist, durch die drahtlose Kommunikationseinheit (110) an die angeschlossene externe Vorrichtung (200) zu übertragen.
12. Mobiles Endgerät (100) nach einem der Ansprüche 1 bis 11, wobei der Kontroller im Steuermodus ferner konfiguriert ist, auf der Anzeigeeinheit (151) anzuzeigen:
- wenn ein erstes Signal als Reaktion auf den Empfang des Steuerbefehls empfangen wird, der dem Bewegungsmuster entspricht, erste Bildschirminformationen, die dem ersten Signal entsprechen, und
wenn eine Eingabe empfangen wird, um die ersten Bildschirminformationen zu bestätigen, und
wenn ein zweites Signal, das einem Ergebnis der Ausführung des Steuerbefehls entspricht, der dem Bewegungsmuster entspricht, von der angeschlossenen externen Vorrichtung (200) empfangen wird, zweite Bildschirminformationen, die dem zweiten Signal entsprechen.
13. Mobiles Endgerät (100) nach einem der Ansprüche 1 bis 12, wobei der Kontroller ferner konfiguriert ist, wenn die Verbindung mit der externen Vorrichtung (200) hergestellt ist, Zustandsinformationen des Benutzers, die dem biologischen Signal des Benutzers entsprechen, an die externe Vorrichtung (200) zu liefern, und
wenn die Zustandsinformationen anzeigen, dass sich der Benutzer in einem Zustand befindet, in dem die Bewegungsinformationen nicht eingegeben werden können, die externe Vorrichtung (200) beruhend auf einem Steuerbefehl zu steuern, der auf eine andere Eingabeweise eingegeben wird.
14. Verfahren zum Steuern eines mobilen Endgeräts (100), das konfiguriert ist, mit mindestens einer externen Vorrichtung (200) verbunden zu werden, wobei das Verfahren aufweist:
- Abtasten, ob ein Hauptkörper (301) des mobilen Endgeräts (100) durch einen Benutzer getragen wird;
Eingeben eines Steuerbefehls zum Aktivieren entweder eines Aufzeichnungsmodus oder eines Steuermodus, wenn abgetastet wird, dass der Hauptkörper (301) durch den Benutzer getragen wird;
Aufzeichnen von Bewegungsinformationen über einen Benutzer des Hauptkörpers (301) und eines biologischen Signals des Benutzers in einer vorgeschriebenen Situation und Speichern eines Bewegungsmusters, das in der vorgeschriebenen Situation auftritt, wenn der Aufzeichnungsmodus aktiviert ist;
Abtasten der Bewegungsinformationen des Benutzers und des biologischen Signals des Benutzers, wenn der Steuermodus aktiviert ist, und wenn die abgetasteten Bewegungsinformationen und das abgetastete biologische Signal dem gespeicherten Bewegungsmuster für die vorgeschriebene Situation entsprechen, Bereitstellen eines Steuerbefehls, der dem gespeicherten Bewegungsmuster entspricht, um die angeschlossene externe Vorrichtung (200) zu

steuern; und
 Ausgeben einer Anleitungsnachricht zum Eintreten in den Aufzeichnungsmodus, wenn das schon gespeicherte Bewegungsmuster in der spezifischen Situation, das dem die abgetasteten Bewegungsinformationen und dem biologischen Signal entspricht, im Steuermodus nicht detektiert wird.

Revendications

1. Terminal mobile (100), comprenant :

un corps principal (301) ;
 une unité de détection (140) qui est configurée pour détecter le fait que le corps principal est porté par un utilisateur ou non, pour détecter des informations de mouvement de l'utilisateur, et pour détecter un signal biologique de l'utilisateur ;
 une unité d'entrée utilisateur (123) configurée pour recevoir une instruction de commande pour activer soit un mode d'enregistrement soit un mode de commande lorsque le corps principal est détecté comme étant porté par l'utilisateur ; et un dispositif de commande (180) configuré pour commander le terminal mobile (100) dans le mode d'enregistrement et le mode de commande,
 dans lequel le dispositif de commande est en outre configuré pour :

si le mode d'enregistrement est activé, enregistrer les informations de mouvement de l'utilisateur et le signal biologique de l'utilisateur dans une situation prescrite, et pour stocker un type de mouvement qui se produit dans la situation prescrite,
 si le mode de commande est activé, détecter les informations de mouvement de l'utilisateur et le signal biologique de l'utilisateur, et lorsque les informations de mouvement détectées et le signal biologique détecté correspondent au type de mouvement stocké pour la situation prescrite, fournir une instruction de commande, correspondant au type de mouvement stocké, à un dispositif externe connecté (200), et sortir un message guide pour l'entrée dans le mode d'enregistrement lorsque le type de mouvement déjà stocké dans la situation spécifique, qui correspond aux informations de mouvement et au signal biologique détectés, n'est pas détecté dans le mode de commande.

2. Terminal mobile (100) selon la revendication 1, dans

lequel le dispositif de commande est en outre configuré pour :

lorsqu'un premier signal d'entrée est entré et puis, lorsque les informations de mouvement et le signal biologique sont détectés, générer une instruction de commande pour activer le mode d'enregistrement dans une situation prescrite correspondant au premier signal d'entrée, et dans lequel, lorsque le premier signal d'entrée est entré et puis lorsque les informations de mouvement de l'utilisateur et le signal biologique de l'utilisateur qui dépassent une valeur de référence sont détectés, générer une instruction de commande pour activer le mode de commande.

3. Terminal mobile (100) selon la revendication 2, dans lequel le premier signal d'entrée est un signal de détection qui correspond à une connexion entre l'utilisateur portant le corps principal (301) et le dispositif externe (200).

4. Terminal mobile (100) selon l'une quelconque des revendications 2 et 3, dans lequel le dispositif de commande est en outre configuré pour reconnaître la situation prescrite sur la base d'au moins un parmi :

- le premier signal d'entrée, ou
- des informations d'image ambiante qui sont obtenues par l'intermédiaire d'une caméra (121) prévue sur le corps principal (301), ou
- des informations de position du corps principal (301) qui sont reçues par l'intermédiaire d'une unité de communication sans fil (110).

5. Terminal mobile (100) selon l'une quelconque des revendications 1 à 4, dans lequel le dispositif de commande est en outre configuré pour :

lorsqu'une connexion entre le corps principal (301) et le dispositif externe (200) est détectée, fournir l'instruction de commande, pour activer le mode d'enregistrement ou le mode de commande associé au dispositif externe connecté (200), à l'unité d'entrée utilisateur (123).

6. Terminal mobile (100) selon la revendication 5, dans lequel le dispositif de commande est en outre configuré pour :

lorsque de multiples dispositifs externes sont connectés au corps principal (301), sélectionner un dispositif externe prescrit destiné à être commandé dans le mode de commande sur la base d'au moins une parmi : des informations de temps ou des informations de son ambiant associées au dispositif externe connectés.

7. Terminal mobile (100) selon l'une quelconque des revendications 1 à 6, comprenant en outre :

une unité d'affichage (151) qui est configurée pour afficher des informations d'écran correspondant à la situation prescrite dans le mode d'enregistrement, dans lequel les informations d'écran incluent

un premier objet graphique indiquant l'activation du mode d'enregistrement, et
un second objet graphique indiquant la mesure selon laquelle les informations de mouvement de l'utilisateur et le signal biologique de l'utilisateur sont changés.

8. Terminal mobile (100) selon l'une quelconque des revendications 1 à 7, dans lequel, dans le mode d'enregistrement, le dispositif de commande (180) est configuré pour reconnaître la répétition du type de mouvement qui se produit dans la situation prescrite et pour stocker des informations d'accumulation et des informations de moyenne sur les types de mouvement répétés, dans lequel le dispositif de commande (180) est en outre configuré pour fournir, lorsqu'un second signal d'entrée est détecté dans la situation prescrite, des informations correspondant aux informations de mouvement de l'utilisateur et au signal biologique de l'utilisateur, qui sont enregistrées de façon répétée dans le mode d'enregistrement, au dispositif externe connecté (200).

9. Terminal mobile (100) selon l'une quelconque des revendications 1 à 8, comprenant en outre une unité d'affichage (151) qui est configurée pour afficher, dans le mode de commande, une première image indiquant l'activation du mode de commande et une seconde image correspondant à la situation prescrite.

10. Terminal mobile (100) selon la revendication 9, dans lequel, dans le mode de commande, le dispositif de commande (180) est configuré pour :

reconnaître un geste correspondant aux informations de mouvement et au signal biologique qui sont détectés,
réaliser une recherche Web d'au moins une image associée au geste reconnu, et
fournir l'image recherchée à l'unité d'affichage (151).

11. Terminal mobile (100) selon l'une quelconque des revendications 1 à 10, comprenant en outre :

une unité de communication sans fil (110) qui est configurée pour transmettre des informations d'image au dispositif externe connecté

(200),

dans lequel le dispositif de commande est en outre configuré pour transférer, dans le mode de commande, les informations d'image correspondant à au moins une image associée au geste reconnu, par l'intermédiaire de l'unité de communication sans fil (110), au dispositif externe connecté (200).

12. Terminal mobile (100) selon l'une quelconque des revendications 1 à 11, dans lequel, dans le mode de commande, le dispositif de commande est en outre configuré pour afficher, sur l'unité d'affichage (151) :

lorsqu'un premier signal est reçu en réponse à la réception de l'instruction de commande correspondant au type de mouvement, des premières informations d'écran correspondant au premier signal, et

lorsqu'une entrée est reçue pour confirmer les premières informations d'écran, et si un second signal correspondant à un résultat de la réalisation de l'instruction de commande correspondant au type de mouvement est reçu à partir du dispositif externe connecté (200), des secondes informations d'écran correspondant au second signal.

13. Terminal mobile (100) selon l'une quelconque des revendications 1 à 12, dans lequel, le dispositif de commande est en outre configuré pour, lorsque la connexion au dispositif externe (200) est établie, fournir des informations d'état de l'utilisateur, qui correspondent au signal biologique de l'utilisateur, au dispositif externe (200), et lorsque les informations d'état indiquent que l'utilisateur est dans un état où les informations de mouvement ne peuvent pas être entrées, commander le dispositif externe (200) sur la base d'une instruction de commande qui est entrée selon une manière d'entrée différente.

14. Procédé de commander un terminal mobile (100) configuré pour se connecter à au moins un dispositif externe (200), le procédé comprenant :

la détection du fait qu'un corps principal (301) du terminal mobile (100) est porté par un utilisateur ou non ;

l'entrée d'une instruction de commande pour activer soit un mode d'enregistrement soit un mode de commande lorsque le corps principal (301) est détecté comme étant porté par l'utilisateur ; l'enregistrement d'informations de mouvement concernant un utilisateur du corps principal (301) et d'un signal biologique de l'utilisateur dans une situation prescrite et le stockage d'un type de mouvement qui se produit dans la situa-

tion prescrite lorsque le mode d'enregistrement est activé ;
la détection des informations de mouvement de l'utilisateur et du signal biologique de l'utilisateur lorsque le mode de commande est activé, et, 5
lorsque les informations de mouvement détectées et le signal biologique détecté correspondent au type de mouvement stocké pour la situation prescrite, la fourniture d'une instruction de commande correspondant au type de mouvement stocké pour commander le dispositif externe connecté (200) ; et 10
la sortie d'un message guide pour l'entrée dans le mode d'enregistrement lorsque le type de mouvement déjà stocké dans la situation spécifique, qui correspond aux informations de mouvement et signal biologique détectés, n'est pas détecté dans le mode de commande. 15

20

25

30

35

40

45

50

55

FIG. 1A

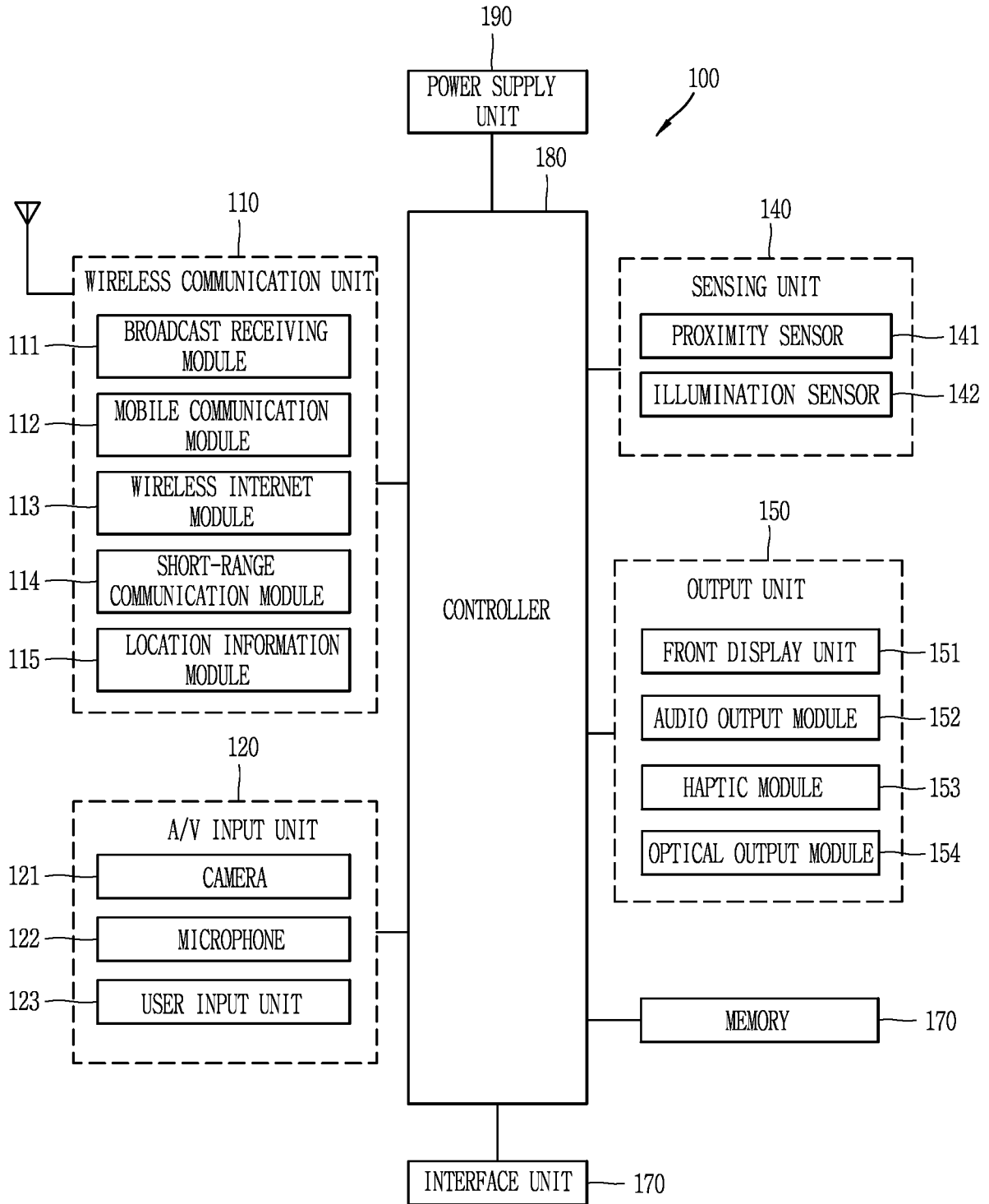


FIG. 1B

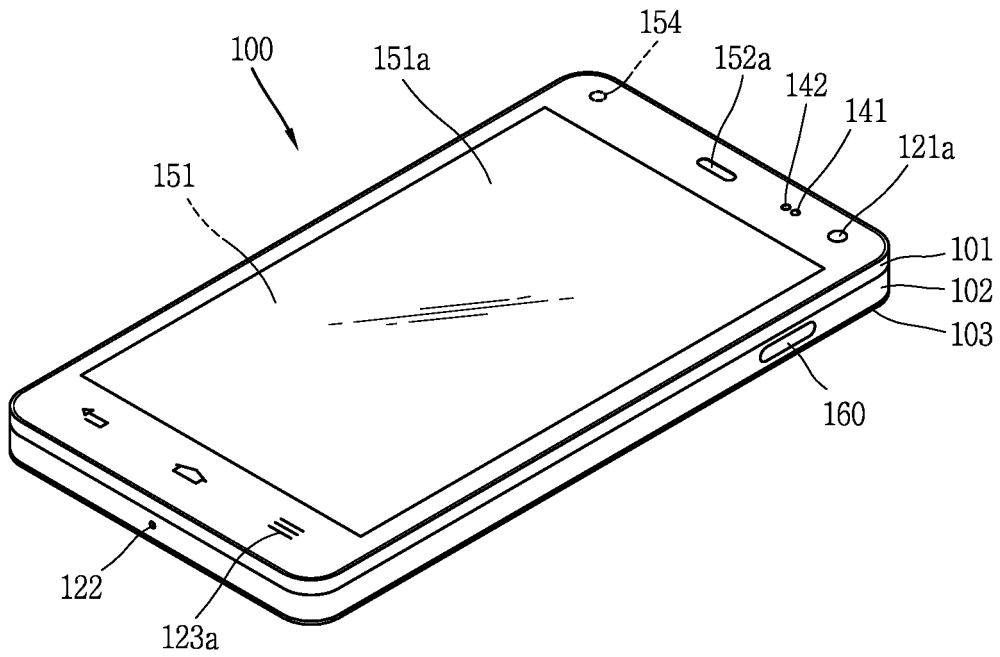


FIG. 1C

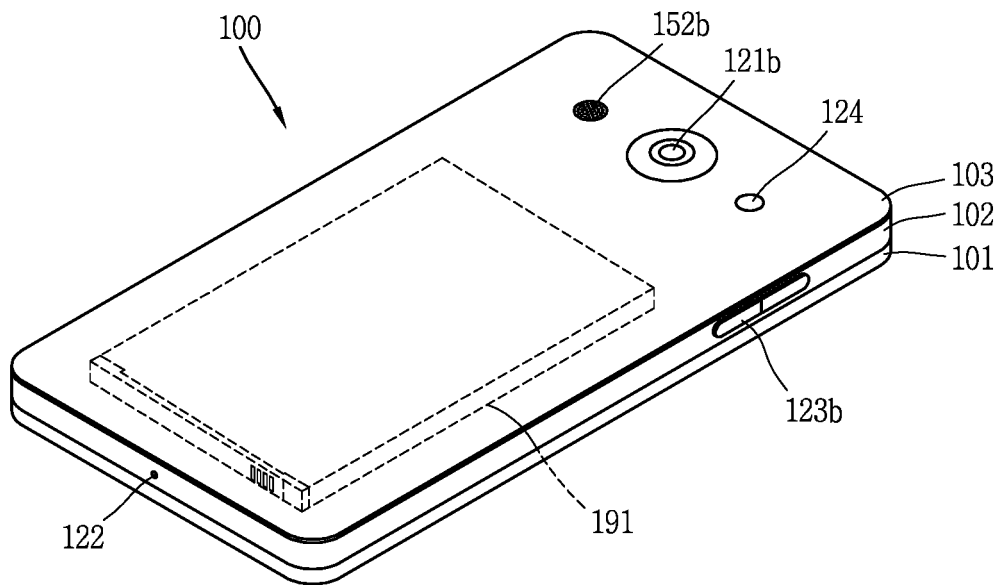


FIG. 2

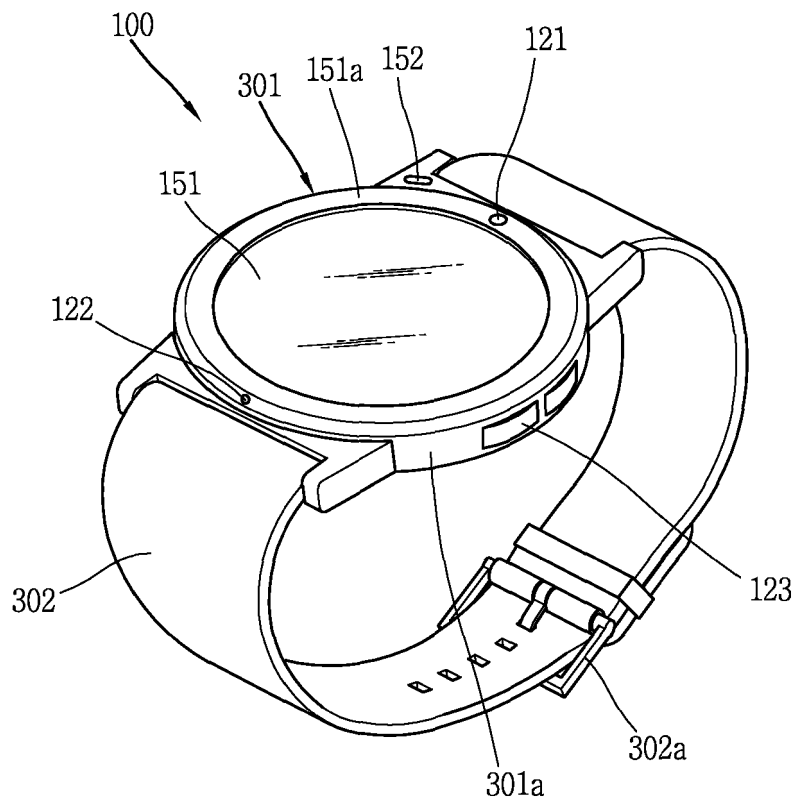


FIG. 3

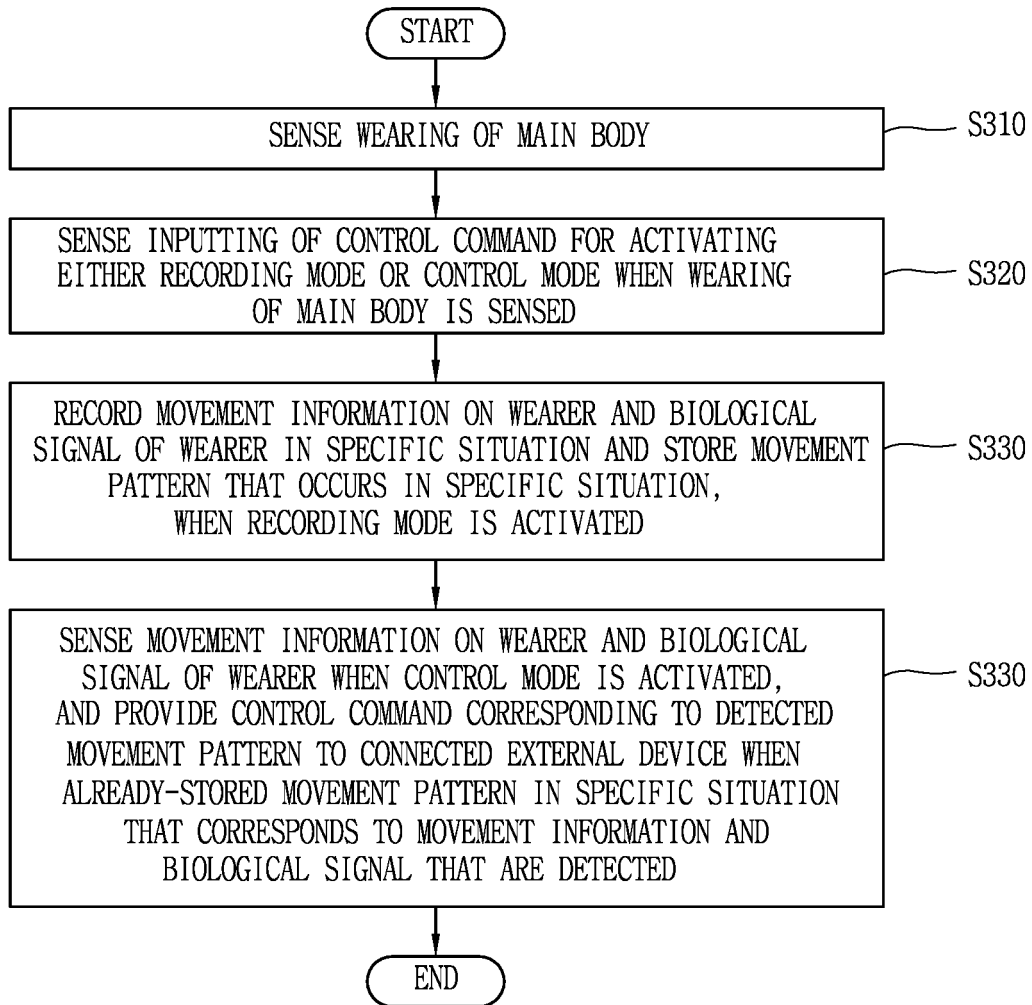


FIG. 4A

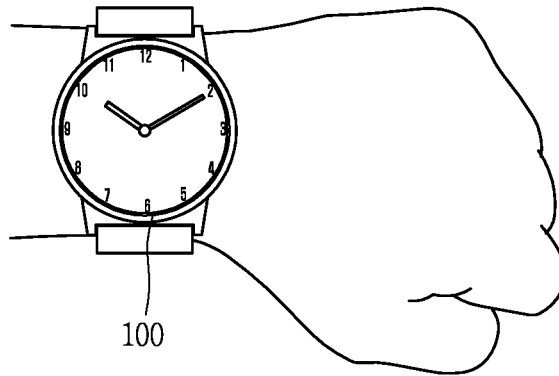


FIG. 4B

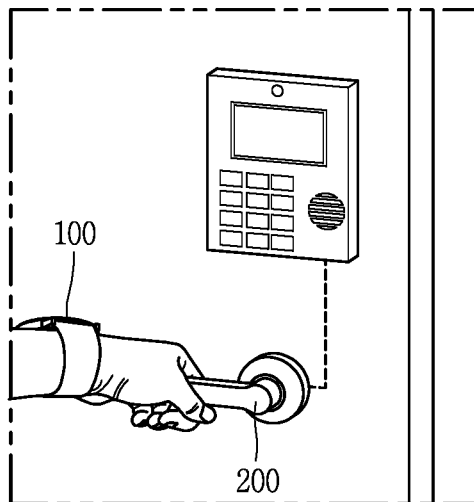


FIG. 4C

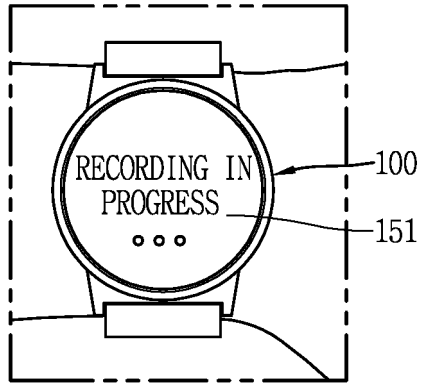


FIG. 4D

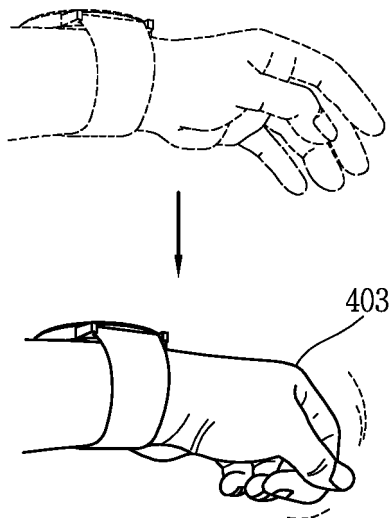


FIG. 4E

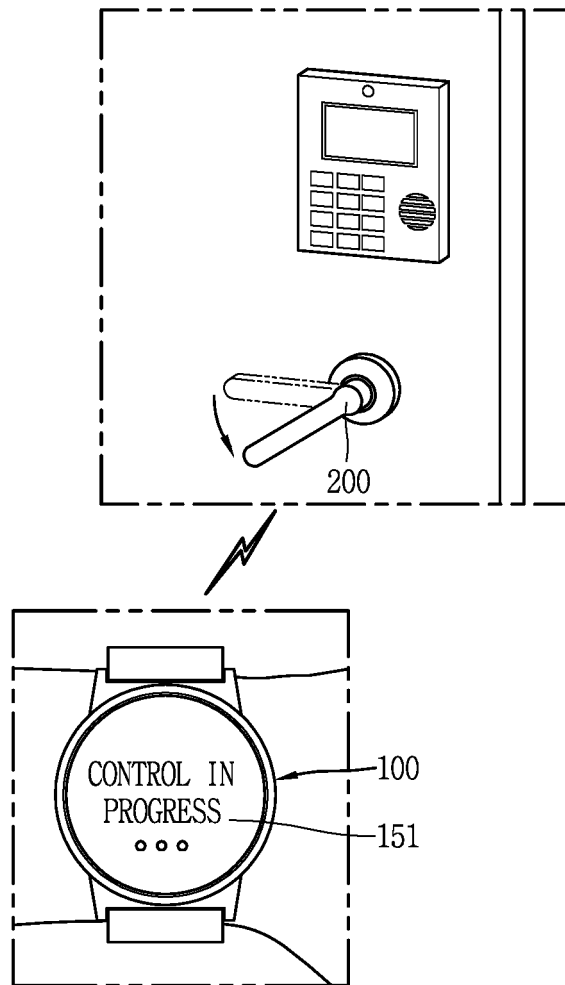


FIG. 5

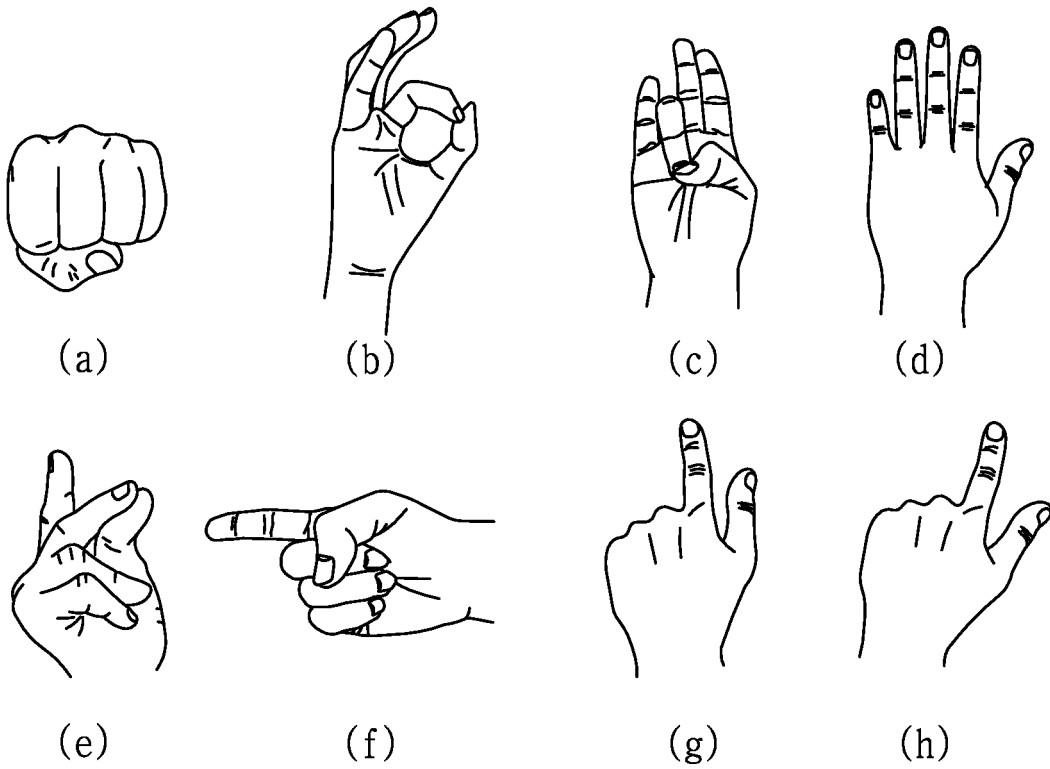


FIG. 6A




FIG. 6B




FIG. 6C

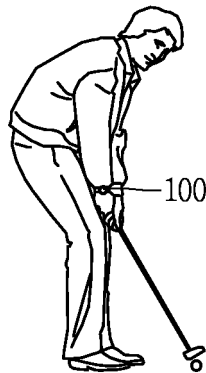


FIG. 6D

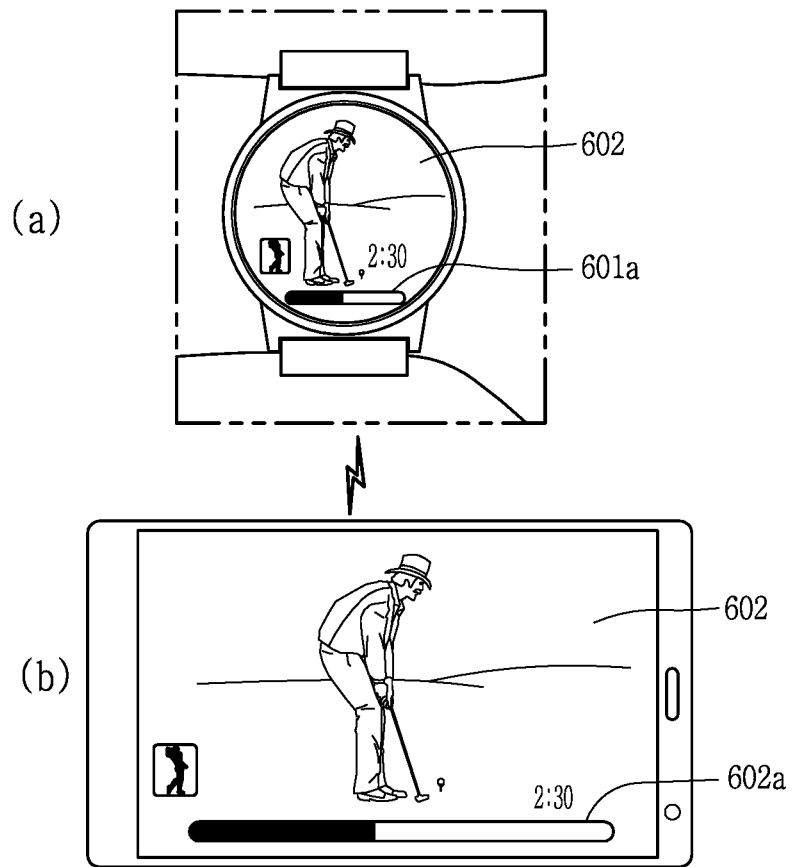


FIG. 7A

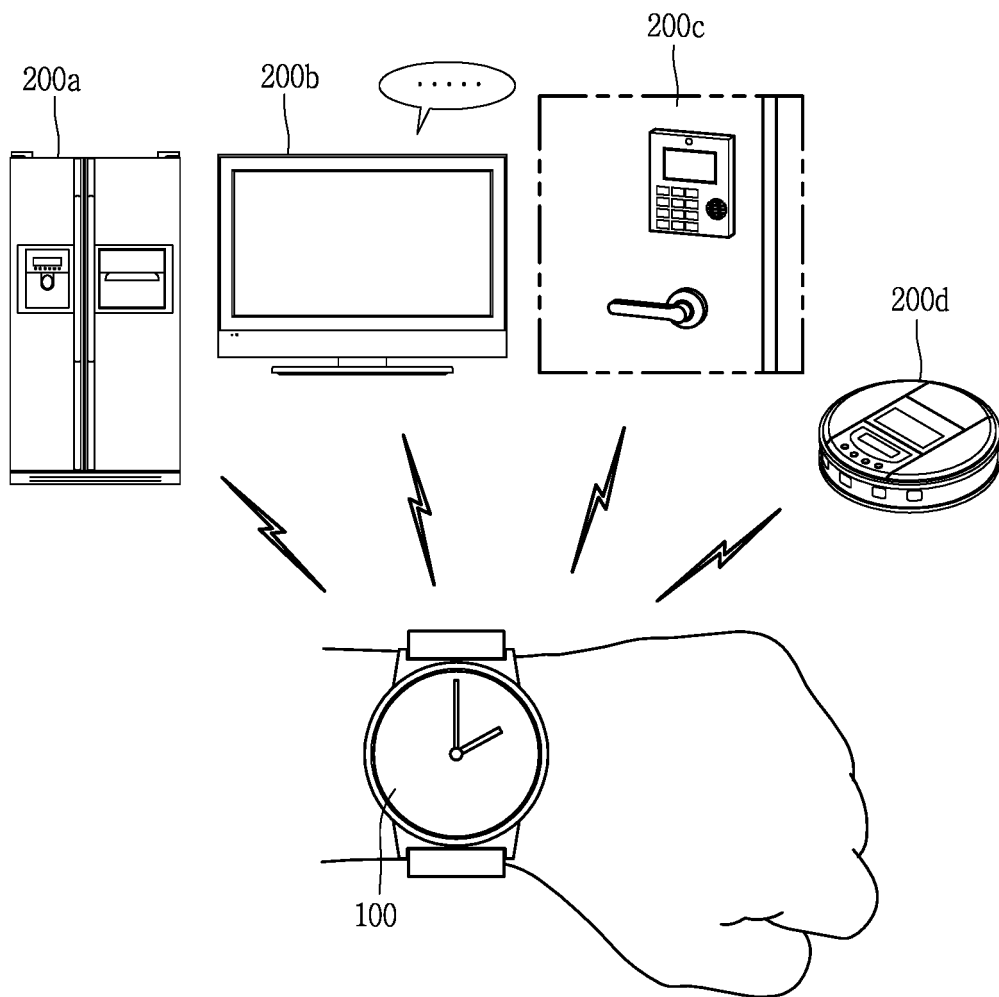


FIG. 7B

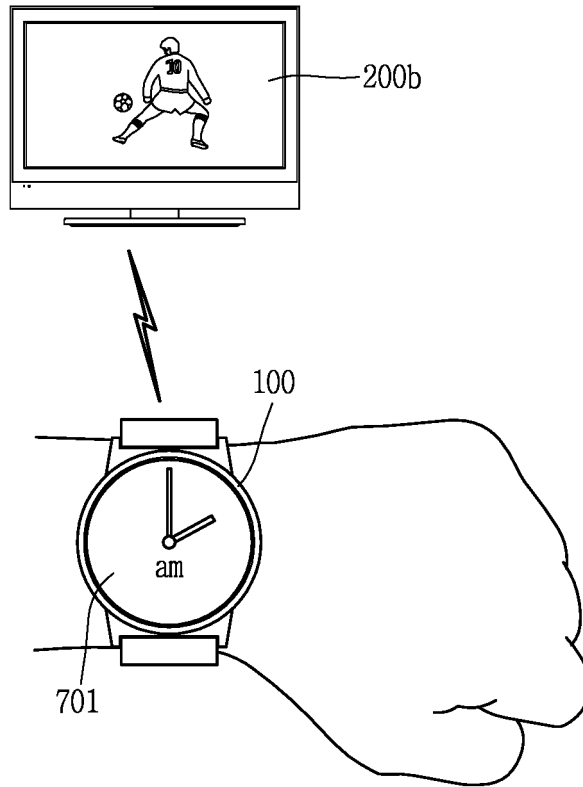


FIG. 7C

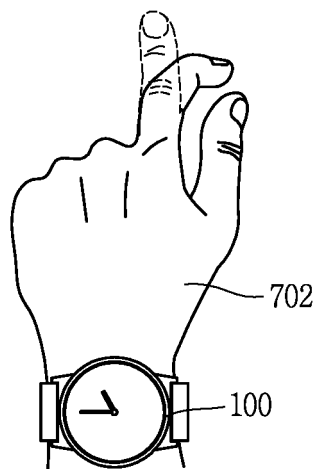


FIG. 7D

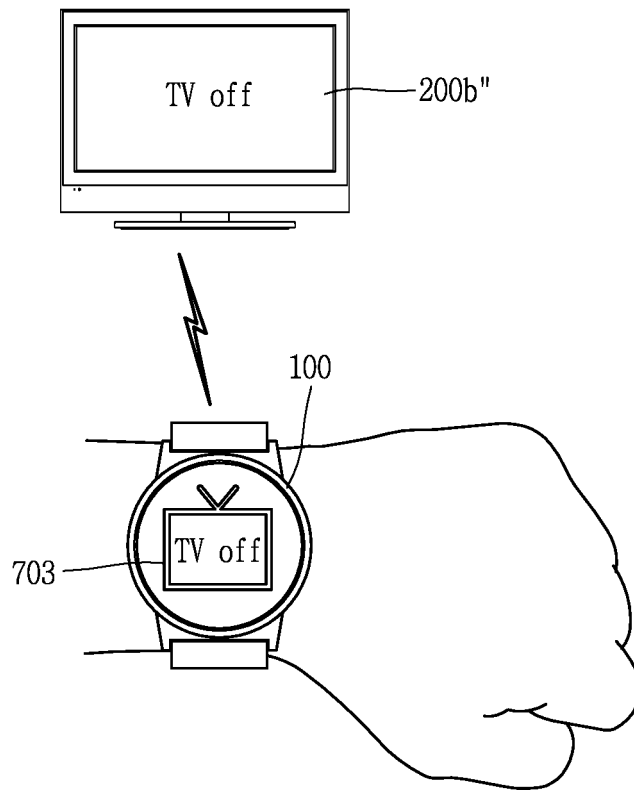


FIG. 8A

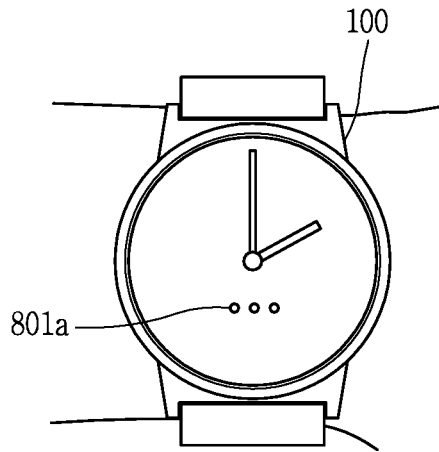


FIG. 8B

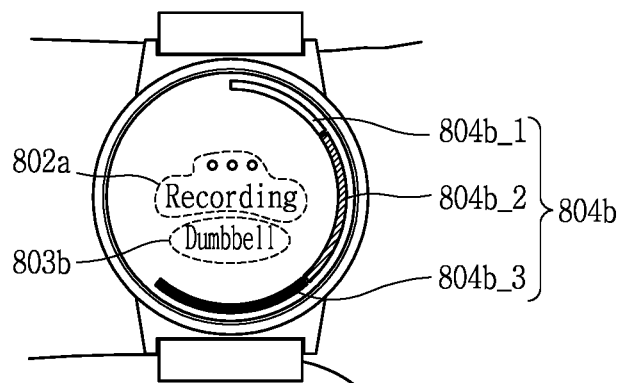


FIG. 8C

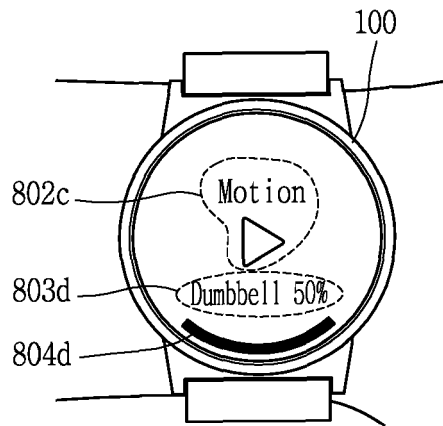


FIG. 8D

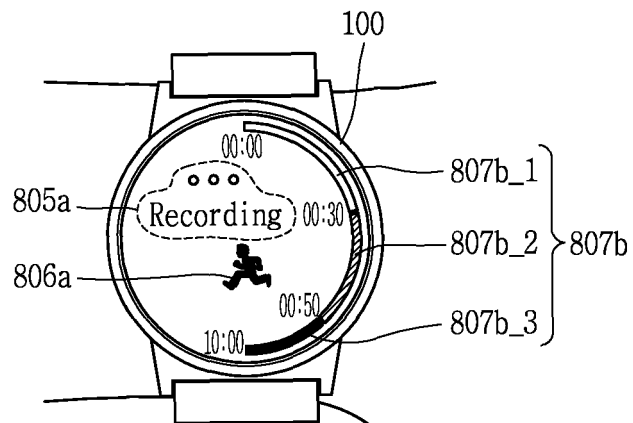


FIG. 8E

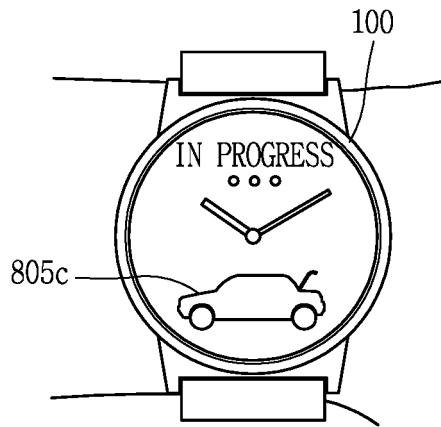


FIG. 9A

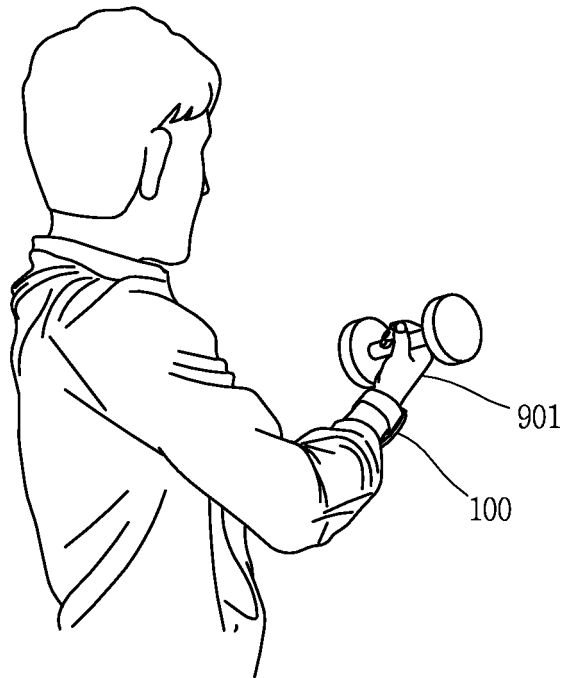


FIG. 9B

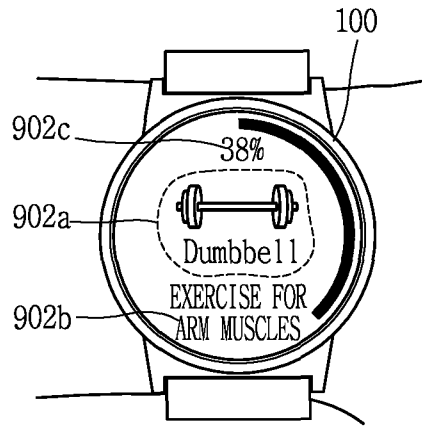


FIG. 9C

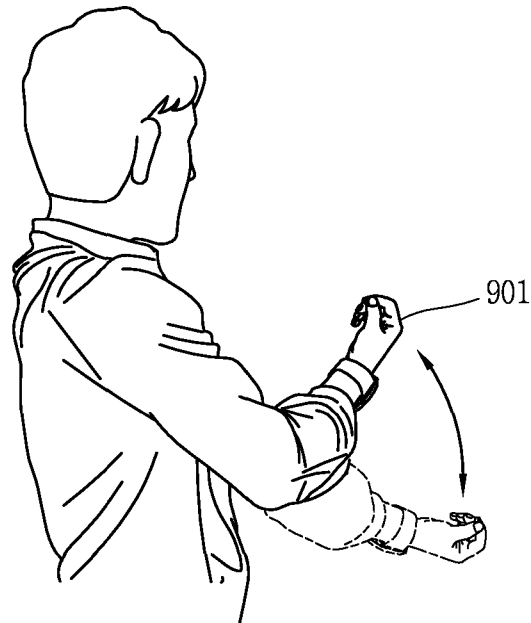


FIG. 9D

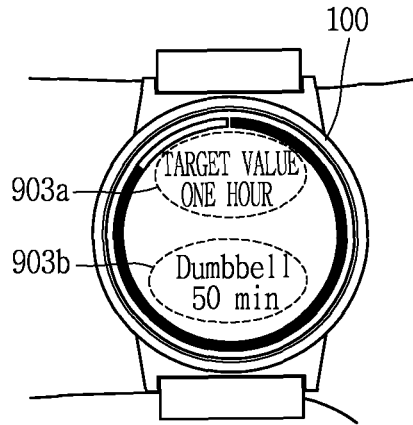


FIG. 9E

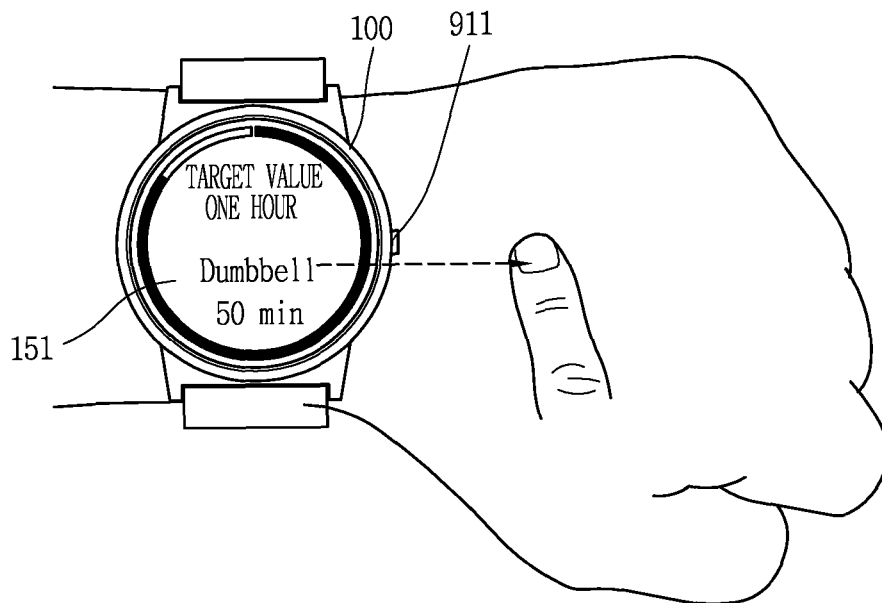


FIG. 9F

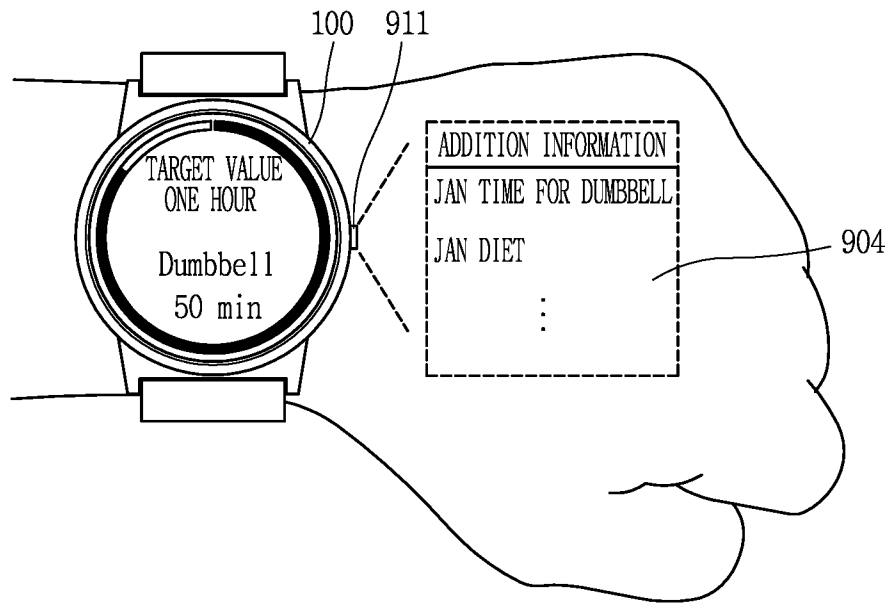


FIG. 10A

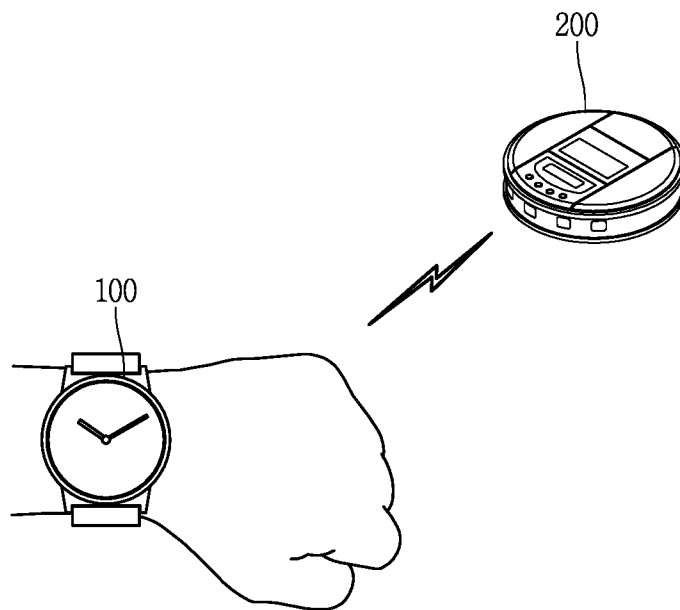


FIG. 10B

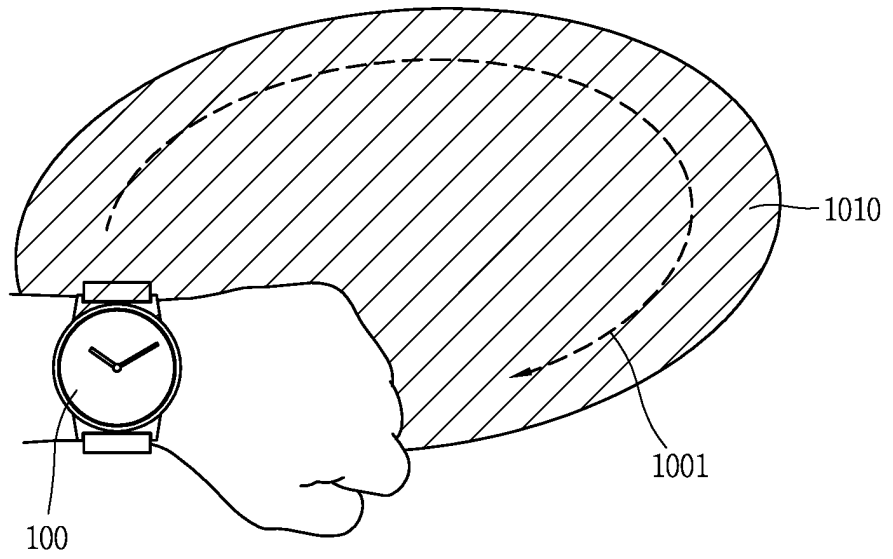


FIG. 10C

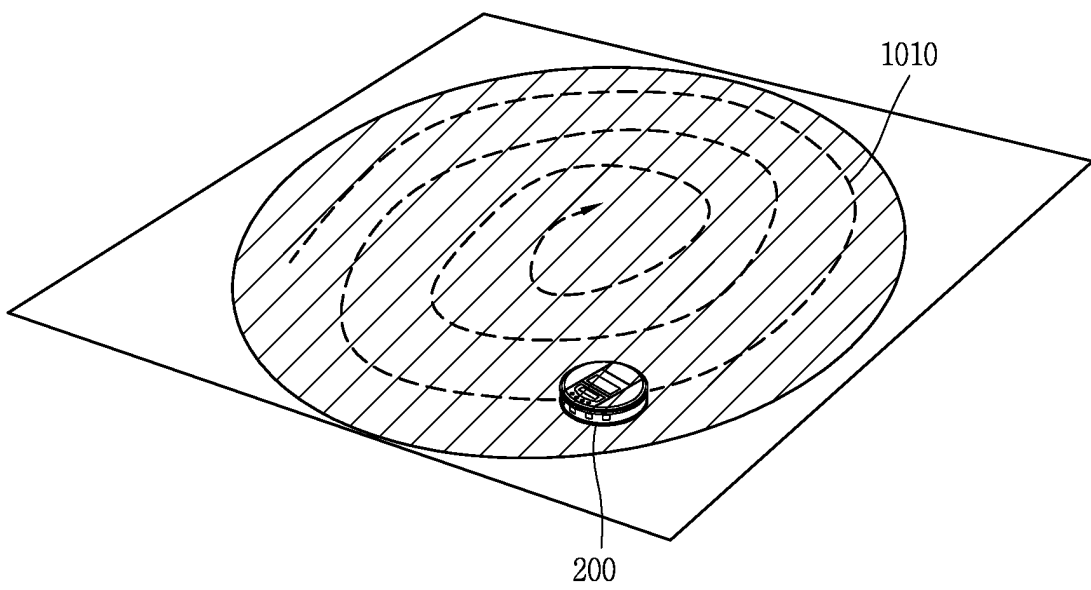


FIG. 10D

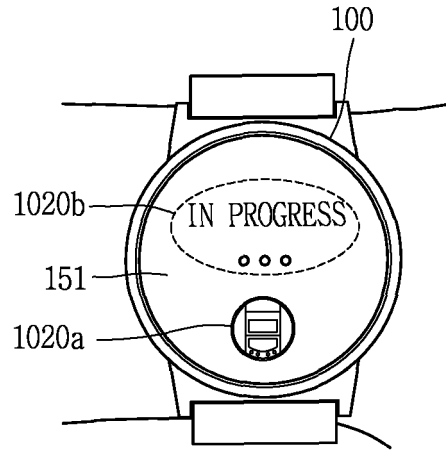


FIG. 11A

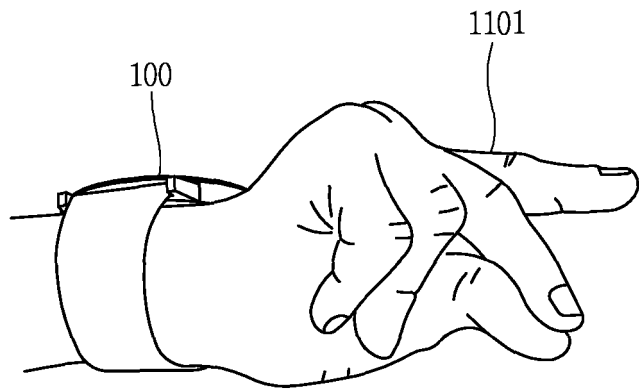


FIG. 11B

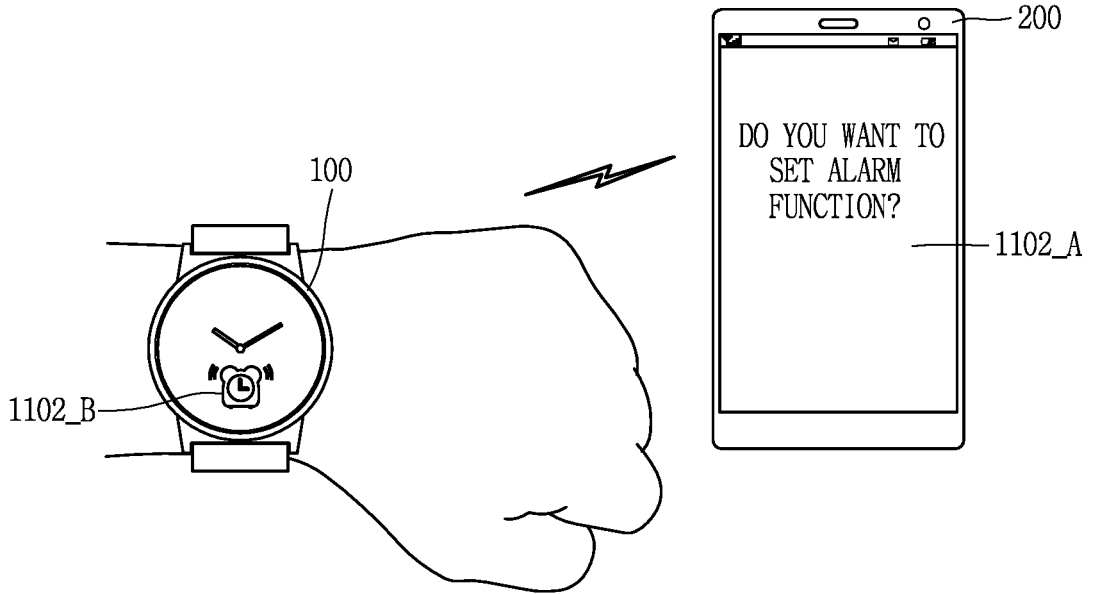


FIG. 11C

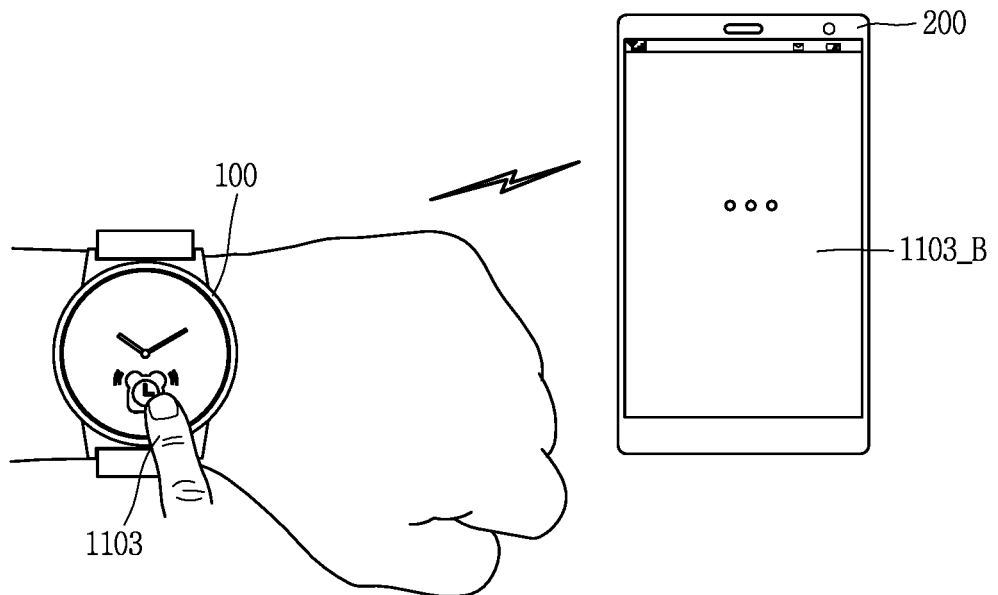


FIG. 11D

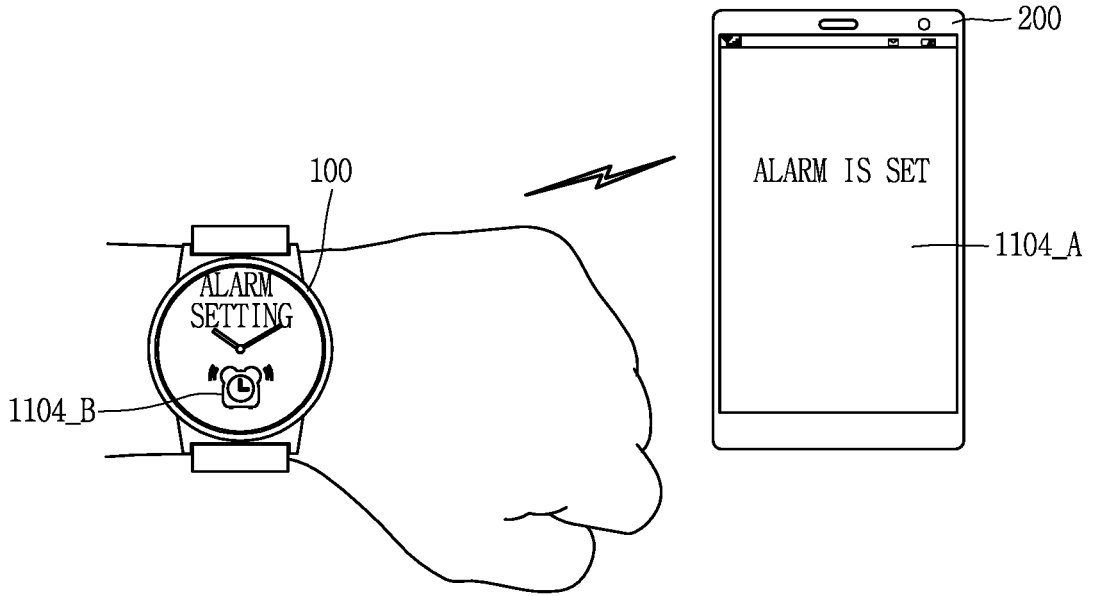


FIG. 12A

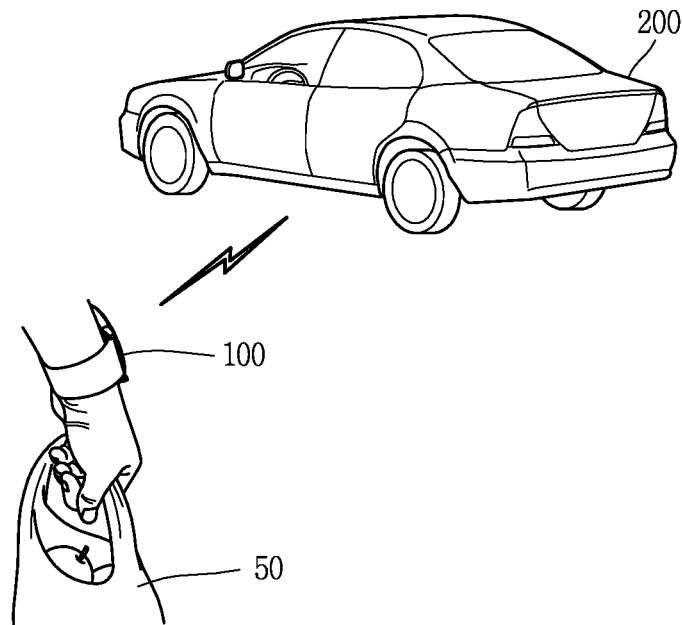


FIG. 12B

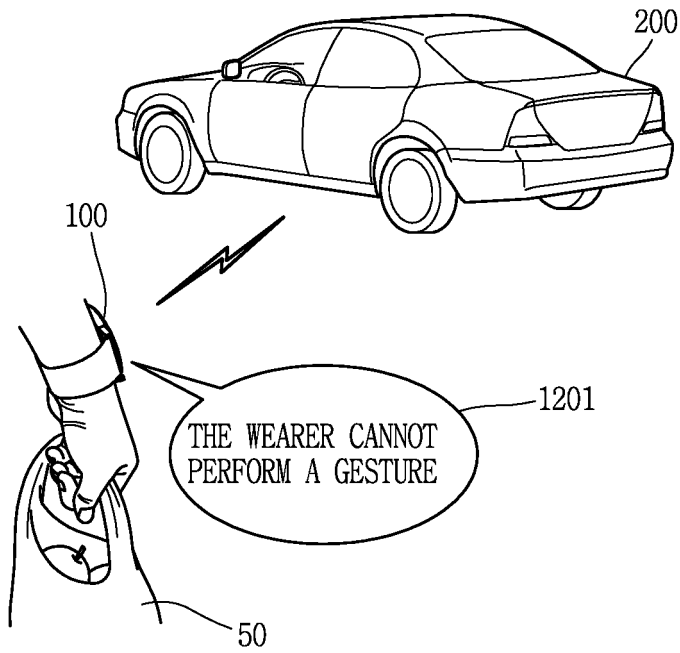
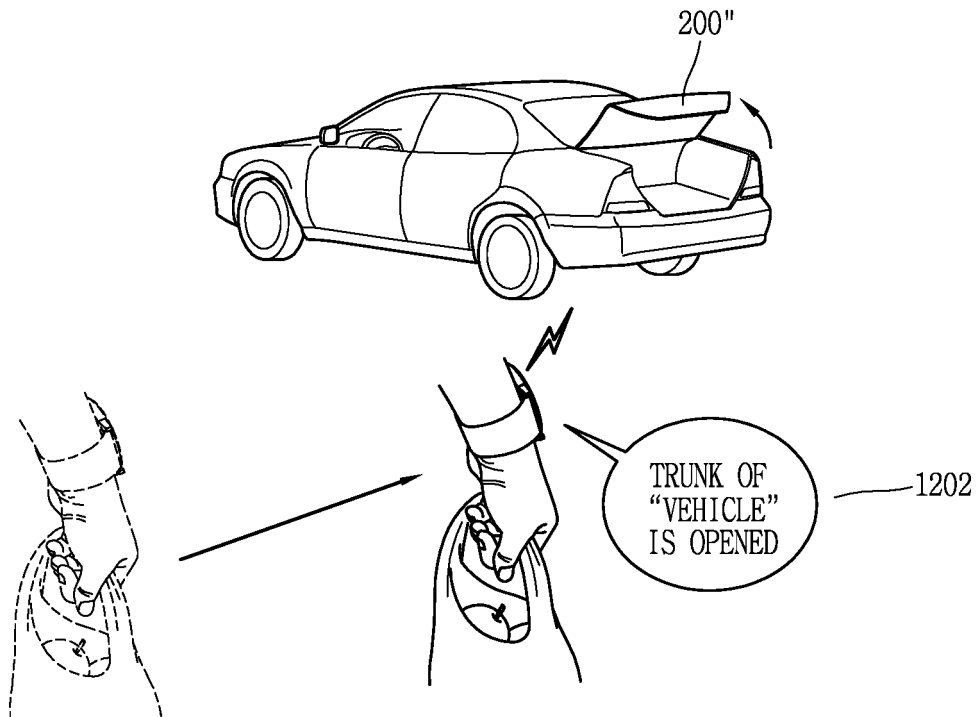


FIG. 12C



REFERENCES CITED IN THE DESCRIPTION

This list of references cited by the applicant is for the reader's convenience only. It does not form part of the European patent document. Even though great care has been taken in compiling the references, errors or omissions cannot be excluded and the EPO disclaims all liability in this regard.

Patent documents cited in the description

- CH 697402 B2 [0006]
- EP 2424196 A1 [0006]

专利名称(译)	用户佩戴的移动终端及其控制方法		
公开(公告)号	EP2899952B1	公开(公告)日	2019-05-01
申请号	EP2014192792	申请日	2014-11-12
申请(专利权)人(译)	LG电子株式会社.		
当前申请(专利权)人(译)	LG电子株式会社.		
[标]发明人	HEO JEONGYUN PARK HOYOUL KIM CHANKWON KANG WONSUK LEE JEONGJAE YOO JIYONG KIM MINSUK		
发明人	HEO, JEONGYUN PARK, HOYOUL KIM, CHANKWON KANG, WONSUK LEE, JEONGJAE YOO, JIYONG KIM, MINSUK		
IPC分类号	H04M1/05 H04M1/725 G06F1/16 A61B5/00 G08B21/04 A61B5/021 A61B5/024 A61B5/0402 H04B1/3827 G06F3/01 A61B5/0476 A61B5/0488 A61B5/08 A61B5/11 G08B25/01 G08B25/00		
CPC分类号	H04M1/72569 A61B5/0002 A61B5/021 A61B5/024 A61B5/0402 A61B5/0476 A61B5/0488 A61B5/0816 A61B5/1123 A61B5/681 A61B5/6824 A61B5/6843 A61B5/6898 G06F1/163 G06F3/015 G06F3/017 G08B25/001 G08B25/016 H04B1/3827 H04B1/385 H04B2001/3855 H04B2001/3861 H04M1/0202 H04M1/05 H04M1/7253 H04M2250/12		
代理机构(译)	柜PLASSERAUD		
优先权	1020140009105 2014-01-24 KR		
其他公开文献	EP2899952A1		
外部链接	Espacenet		

摘要(译)

提供一种移动终端，包括：一个主体；感测单元，感测主体的佩戴，佩戴者的运动信息，以及佩戴者的生物信号；输入控制命令的用户输入单元，用于在感测到主体的佩戴时激活记录模式或控制模式；控制器，在记录模式下，记录特定情况下的运动信息和生物信号，并存储在特定情况下发生的运动模式，并且在控制模式下，检测运动信息和生物信号，以及当检测到与检测到的移动信息和生物信号对应的特定情况下已经存储的移动模式时，将与检测到的移动模式对应的控制命令提供给连接的外部设备。

FIG. 1A

