

(19)



(11)

**EP 2 681 952 B1**

(12)

**EUROPEAN PATENT SPECIFICATION**

(45) Date of publication and mention of the grant of the patent:  
**13.02.2019 Bulletin 2019/07**

(21) Application number: **12708945.6**

(22) Date of filing: **24.02.2012**

(51) Int Cl.:

**A61B 5/00** (2006.01)      **G06F 19/00** (2018.01)  
**H04W 4/021** (2018.01)      **H04W 48/04** (2009.01)  
**G16H 40/63** (2018.01)      **A61B 5/024** (2006.01)  
**A61B 5/0402** (2006.01)      **A61B 5/08** (2006.01)  
**H04W 84/18** (2009.01)

(86) International application number:  
**PCT/IB2012/050853**

(87) International publication number:  
**WO 2012/117320 (07.09.2012 Gazette 2012/36)**

(54) **BACKHAUL LINK ASSISTED INDOOR SPECTRUM USE ENFORCEMENT SOLUTION FOR MBAN SERVICES**

LÖSUNG ZUR IMPLEMENTIERUNG DER VERWENDUNG EINES  
 BACKHAULVERBINDUNGSUNTERSTÜTZTEN INNENRAUMSPEKTRUMS FÜR MBAN-DIENSTE  
 SOLUTION D'APPLICATION D'UTILISATION D'UN SPECTRE INTÉRIEUR AIDÉE PAR UNE  
 LIAISON TERRESTRE POUR DES SERVICES MBAN

(84) Designated Contracting States:  
**AL AT BE BG CH CY CZ DE DK EE ES FI FR GB GR HR HU IE IS IT LI LT LU LV MC MK MT NL NO PL PT RO RS SE SI SK SM TR**

(30) Priority: **01.03.2011 US 201161447829 P**

(43) Date of publication of application:  
**08.01.2014 Bulletin 2014/02**

(73) Proprietor: **Koninklijke Philips N.V. 5656 AE Eindhoven (NL)**

(72) Inventors:

- **WANG, Dong**  
NL-5656 AE Eindhoven (NL)
- **GHOSH, Monisha**  
NL-5656 AE Eindhoven (NL)
- **SMITH, Delroy**  
NL-5656 AE Eindhoven (NL)

(74) Representative: **Steffen, Thomas**  
**Philips Intellectual Property & Standards**  
**High Tech Campus 5**  
**5656 AE Eindhoven (NL)**

(56) References cited:  
**WO-A1-2004/109992 WO-A1-2008/103915**  
**US-A1- 2002 029 258 US-A1- 2006 202 834**

- **Delroy Smith: "COMMENTS OF PHILIPS HEALTHCARE SYSTEMS; Amendment of the Commission's Rules To Provide Spectrum for the Operation of Medical Body Area Networks; ET Docket No. 08-59", , 5 October 2009 (2009-10-05), pages 1-67, XP55002421, Retrieved from the Internet:  
URL:<http://fjallfoss.fcc.gov/ecfs/document/view?id=7020040931> [retrieved on 2011-07-08]**
- **JIANFENG WANG ET AL: "Emerging cognitive radio applications: A survey", 1 March 2011 (2011-03-01), IEEE COMMUNICATIONS MAGAZINE, IEEE SERVICE CENTER, PISCATAWAY, US, PAGE(S) 74 - 81, XP011349623, ISSN: 0163-6804 page 80 - page 81**

Note: Within nine months of the publication of the mention of the grant of the European patent in the European Patent Bulletin, any person may give notice to the European Patent Office of opposition to that patent, in accordance with the Implementing Regulations. Notice of opposition shall not be deemed to have been filed until the opposition fee has been paid. (Art. 99(1) European Patent Convention).

**EP 2 681 952 B1**

## Description

**[0001]** The present application relates to medical monitoring and clinical data devices for monitoring the physiological condition of a patient. It finds particular application in the restriction and enforcement of an MBAN spectrum for MBAN services and applications.

**[0002]** The rapid growth in physiological sensors, low power integrated circuits and wireless communication has enabled a new generation of medical body area networks (MBAN) to be used to monitor patients. MBANs provide low-cost wireless patient monitoring (PM) without the inconvenience and safety hazards posed by wired connections, which can trip medical personnel or can become detached so as to lose medical data. In the MBAN approach, multiple low cost sensors are attached at different locations on or around a patient, and these sensors take readings of patient physiological information such as patient temperature, pulse, blood glucose level, electrocardiographic (ECG) data, or so forth. The sensors are coordinated by at least one proximate hub or gateway device to form the MBAN. The hub or gateway device communicates with the sensors using embedded short-range wireless communication radios for example conforming with an IEEE 802.15.4 (Zigbee) short-range wireless communication protocol. Information collected by the sensors is transmitted to the hub or gateway device through the short-range wireless communication of the MBAN, thus eliminating the need for cables. The hub or gateway device communicates the collected patient data to a central patient monitoring (PM) station via a wired or wireless longer-range link for centralized processing, display and storage. The longer-range network may, for example, include wired Ethernet and/or a wireless protocol such as Wi-Fi or some proprietary wireless network protocol. The PM station may, for example, include an electronic patient record database, display devices located at a nurse's station or elsewhere in the medical facility, or so forth.

**[0003]** MBAN monitoring acquires patient physiological parameters. Depending upon the type of parameter and the state of the patient, the acquired data may range from important (for example, in the case of monitoring of a healthy patient undergoing a fitness regimen) to life-critical (for example, in the case of a critically ill patient in an intensive care unit). Because of this there is a strict reliability requirement on the MBAN wireless links due to the medical content of the data. However, the current spectrum allocations and regulations for medical wireless connectivity do not meet the strict requirements of MBAN, including medical-grade link robustness, ultra low-power consumption and low-cost, due to either limited bandwidth or uncontrolled interference.

**[0004]** Short-range wireless communication networks, such as MBAN systems, tend to be susceptible to interference. The spatially distributed nature and typically *ad hoc* formation of short-range networks can lead to substantial spatial overlap of different short range networks.

The number of short-range communication channels allocated for short range communication systems is also typically restricted by government regulation, network type, or other factors. The combination of overlapping short-range networks and limited spectral space (or number of channels) can result in collisions between transmissions of different short range networks. These networks can also be susceptible to radio frequency interference from other sources, including sources that are not similar to short-range network systems.

**[0005]** It is known to employ frequency spectrum regulation policies to increase the spectrum use efficiency. One trend is to allocate an MBAN spectrum specifically for MBAN applications and services as secondary users of the spectrum that has been previously allocated to other services on a primary basis. For example, it has been proposed in the U.S. to open the 2360-2400 MHz band (MBAN spectrum), currently assigned to others, to MBAN services as a secondary user. Similar proposals have been made or are expected to be made in other countries. The wide bandwidth, interference-free and good propagation properties of the MBAN spectrum would meet the strict requirements for medical-grade connectivity.

**[0006]** In order to achieve co-existence between primary users and secondary users, some restrictions (or spectrum regulation rulings) would be put on the spectrum use of secondary users. To protect the primary users, restrictions would need to be placed on the use of the MBAN spectrum. For example, the MBAN spectrum could only be used by MBAN devices while they are located within healthcare facilities. If an MBAN device is outside the healthcare facility, the MBAN device could only transmit outside the MBAN spectrum. This means that an MBAN device can transmit within the MBAN spectrum only within the healthcare facility and the MBAN devices must switch to a new channel outside the MBAN spectrum to communicate when the MBAN devices are outside the healthcare facility. To accomplish this, enforcement mechanisms are needed and would be integrated in the future MBAN systems to guarantee the compliance with the MBAN regulations.

**[0007]** The simplest in-facility spectrum use enforcement would be manual administration. For example, when an MBAN system is prescribed by a health care professional to monitor a patient in a healthcare facility, a nurse or other healthcare staff will manually enable the hub device to use the MBAN spectrum. When a patient is going to move outside the healthcare facility, for example, due to discharge from hospital, a healthcare staff will manually disable and prohibit the hub device from operating in the MBAN spectrum. The manually enable/disable operations could be implemented by manually entering a passcode on the hub device or connect the hub device with a specific device (for example, plug a USB key on the hub device) and a program running on the hub device or the specific device could automatically enable/disable the MBAN spectrum access of the hub

device.

**[0008]** However, such manual administration method need a large amount of staff intervention and significantly reduces workflow efficiency in hospital. Also it is difficult to guarantee the compliance of the in-facility use ruling. For example, the healthcare staff may forget to enable/disable the hub device, which would result in either the inefficiency use of the MBAN spectrum (assume the hub device by default will use other spectrum when activated) or violation of the in-facility use ruling (MBAN devices will still use the MBAN spectrum when going outside without be disabled). Further, patients with on-body MBAN devices operating in the MBAN spectrum may wander and leave the facility from time to time. The wandering of patients could be out of control of healthcare staff and break the in-facility use rulings.

**[0009]** In WO2008/103915 A1 a wireless medical monitoring system and medical monitoring devices adapted to communicate using a plurality of wireless protocols and networks are presented. For each transmission of data, a wireless protocol or network is selected based on the properties of the available protocols and networks and the nature of the data that is to be transmitted. Thus, the medical system and devices can move seamlessly from one context and location to another.

**[0010]** In Delroy Smith, Philips Healthcare Systems Reply Comments, ET Docket No. 08-59, 5 October 2009, Philips' reply comments to the U.S. Federal Communication Commission proceeding regarding the spectrum allocation of the MBANs are summarized. It is proposed that hospitals be provided with an access key to enable a coordinating device to give authorization in a beacon signal to an MBAN device to transmit in the restricted waveband.

**[0011]** US 2006/0143292A discloses a wireless communication network in which a node uses node location information to determine whether to give a new candidate node access to the network.

**[0012]** The present application provides a new and improved system and method for access point assisted MBAN spectrum use enforcement for MBAN services which overcomes the above-referenced problems and others. The invention is defined in the claims.

**[0013]** In accordance with one aspect, a medical system is provided. The medical system includes one or more MBAN devices configured to acquire and communicate patient data. One or more medical body area network (MBAN) systems include the one or more MBAN devices configured to communicate the patient data with a hub device via short-range wireless communication. The communication of the patient data via the short-range wireless communication being within a predefined spectrum. The hub device is configured to receive patient data communicated from the one or more MBAN devices, communicate with a central monitoring station via a longer range communication and one or more access points (AP), and determine the location of the MBAN system in reference to a healthcare facility. The one or more MBAN

devices are inhibited from transmitting within the predefined spectrum when the MBAN hub device is located outside the healthcare facility.

**[0014]** In accordance with another aspect, a method is provided. The method includes collecting patient data by one or more medical body area network (MBAN) devices, determining a location of an MBAN system, communicating the collected patient data from the one or more MBAN devices through the MBAN system to a hub device via short-range wireless communication, wherein the communication via short-range wireless communication within a predefined spectrum is permitted only within a healthcare facility; and communicating the collected patient data from the hub device to a central monitoring station via longer range wireless communication through the one or more APs and determines the location of the MBAN system from the one or more APs.

**[0015]** One advantage resides in the enforcement of the MBAN spectrum with MBAN systems.

**[0016]** Another advantage resides in the use of access point information to determine whether an MBAN system is within or outside a healthcare facility to control use of the MBAN spectrum.

**[0017]** Another advantage resides in improved healthcare workflow efficiency, safety, and clinical outcome.

**[0018]** Still further advantages of the present invention will be appreciated to those of ordinary skill in the art upon reading and understand the following detailed description.

**[0019]** The invention may take form in various components and arrangements of components, and in various steps and arrangements of steps. The drawings are only for purposes of illustrating the preferred examples and are not to be construed as limiting the invention.

FIGURE 1 diagrammatically illustrates a medical body area network (MBAN) system in accordance with the present application.

FIGURES 2 and 3 diagrammatically illustrate examples of access point deployments in a healthcare facility in accordance with the present application.

FIGURE 4 is a flowchart diagram of the operation of the MBAN system in accordance with the present application.

**[0020]** With reference to FIGURE 1, each medical body area network (MBAN) **10** of a plurality of MBANs includes a plurality of MBAN devices **12, 14** and a corresponding hub device **16**. The MBAN devices **12, 14** communicate with the corresponding hub device **16** via a short-range wireless communication protocol. The MBAN **10** is also sometimes referred to in the relevant literature by other equivalent terms, such as a body area network (BAN), a body sensor network (BSN), a personal area network (PAN), a mobile ad hoc network (MANET), or so forth - the term medical body area network (MBAN) **10** is to be understood as encompassing these various alternative terms.

**[0021]** The illustrative MBANs **10** includes two illustrative MBAN devices **12, 14** and a corresponding hub devices **16**; however, the number of MBAN devices and hub devices can be one, two, three, four, five, six, or more, and moreover the number of MBAN devices may in some examples increase or decrease in an *ad hoc* fashion as MBAN devices are added or removed from the network to add or remove medical monitoring capability. The MBAN devices **12, 14** include one or more sensors **20** that acquire patient data including physiological parameters such as heart rate, respiration rate, electrocardiographic (ECG) data, or so forth; however, it is also contemplated for one or more of the MBAN devices to perform other functions such as controlled delivery of a therapeutic drug via a skin patch or intravenous connection, performing cardiac pacemaking functionality, or so forth. Other MBAN devices can be associated with a patient, and not all of the above-mentioned MBAN devices have to be associated with a patient at any given time. A single MBAN device may perform one or more functions. The illustrative MBAN devices **12, 14** are disposed on the exterior of an associated patient; however, more generally the MBAN devices may be disposed on the patient, or in the patient (for example, a MBAN device may take the form of an implanted device), or proximate to the patient within the communication range of the short-range communication protocol (for example, a MBAN device may take the form of a device mounted on an intravenous infusion pump (not shown) mounted on a pole that is kept near the patient, and in this case the monitored patient data may include information such as the intravenous fluid flow rate). It is sometimes desirable for the MBAN devices to be made as small as practicable to promote patient comfort, and to be of low complexity to enhance reliability - accordingly, such MBAN devices **12, 14** are typically low-power devices (to keep the battery or other electrical power supply small) and may have limited on-board data storage or data buffering. As a consequence, the MBAN devices **12, 14** should be in continuous or nearly continuous short-range wireless communication with the corresponding hub device **16** in order to expeditiously convey acquired patient data to the corresponding hub device **16** without overflowing its data buffer.

**[0022]** In FIGURE 1, the short-range wireless communication range is diagrammatically indicated by the dotted line used to delineate the MBAN system **10**. The short-range wireless communication is typically two-way, so that the MBAN devices **12, 14** can communicate information (e.g., patient data, MBAN device status, or so forth) to the corresponding hub device **16**; and the corresponding hub device **16** can communicate information (e.g., commands, control data in the case of a therapeutic MBAN device, or so forth) to the MBAN devices **12, 14**. The illustrative hub device is a waist-mounted device which facilitates carrying a longer, heavier battery and other hardware for longer range transmissions; however, the hub device can be otherwise mounted to the patient,

for example as a wrist device, adhesively glued device, or so forth. It is also contemplated for the hub device to be mounted elsewhere proximate to the patient, such as being integrated with an intravenous infusion pump (not shown) mounted on a pole that is kept near the patient.

**[0023]** The patient data acquired from the sensors **20** is concurrently transmitted to a controller **22** in the corresponding MBAN device. The MBAN devices **12, 14** serve as a gathering point for the patient data acquired by the sensors **20** and provide temporary storage of the patient data in a memory **24**. The MBAN devices **12, 14** also include a communication unit **26** for transmitting the patient data via short-range wireless communication protocol to the corresponding hub device **16**. The communication unit **26** include a transceiver (not shown) to transmit the patient data and information, received by the controller **22**, and receive information, from the hub device **16**.

**[0024]** The short-range wireless communication protocol preferably has a relatively short operational range of a few tens of meters, a few meters, or less, and in some examples suitably employs an IEEE 802.15.4 (Zigbee) short-range wireless communication protocol or a variant thereof, or a Bluetooth™ short-range wireless communication protocol or a variant thereof. Although Bluetooth™ and Zigbee are suitable examples for the short-range wireless communication, other short-range communication protocols, including proprietary communication protocols, are also contemplated. The short-range communication protocol should have a sufficient range for the hub device **16** to communicate reliably with all MBAN devices **12, 14** of the MBAN system **10**. The short-range wireless communication protocol between the MBAN devices **12, 14** and the corresponding hub device **16** and in some examples between MBAN devices operate in a frequency spectrum of around 2.3-2.5 GHz.

**[0025]** Due to the strict reliability requirements on MBAN system **10** communications because of the medical content of the patient data being transmitted, an MBAN spectrum is specifically allocated for the communication of the patient data, for example, the 2360-2400 MHz band discussed above. The reliability requirements make the MBAN spectrum preferable for patient data transmission to other available spectrum. Once an MBAN hub device is located within the healthcare facility, it will be able to setup and operate an MBAN network within part or the entire of the MBAN spectrum. As long as the MBAN devices **12, 14** are associated with the MBAN hub **16** in the MBAN network, they can communicate with the MBAN hub **16** over the MBAN spectrum.

**[0026]** In the MBAN spectrum, the MBAN devices **12, 14** are secondary users of the spectrum. In order to protect primary users, operation of MBAN devices **12, 14** in the MBAN spectrum is prohibited unless the MBAN devices **12, 14** are authorized to operate in the MBAN network. Specifically, MBAN operations in the MBAN spectrum are limited to healthcare facilities only, meaning the MBAN devices **12, 14** are only allowed to transmit in the

MBAN spectrum only when they are located within a healthcare facility. When the MBAN devices are outside the healthcare facility, the MBAN devices are required to switch to a new channel outside the MBAN spectrum to transmit data. For example, the MBAN devices are only allowed to transmit patient data over the MBAN spectrum when the MBAN device is within the healthcare facility.

[0027] The hub device **16** coordinates operation of its MBAN system **10** over the MBAN spectrum to receive the patient data acquired by the sensors **20** of the MBAN devices **12, 14** and transmit the collected patient data from the MBAN **10** via a longer range communication protocol to a central monitoring station **34**. The patient data acquired from the sensors **20** is concurrently transmitted from the MBAN devices **12, 14** to a short range communication device **28** in the corresponding hub device **16**. The hub device **16** serves as a gathering point for the patient data acquired by the sensors **20** of all the MBAN device **12, 14** in the MBAN network, e.g. all of the MBAN devices associated with one patient, and provides temporary storage of the patient data in a memory **30**. The hub device **16** also includes a longer communication unit **32** for transmitting the patient data via a longer range wireless communication protocol to the central monitoring station **34**. A controller **33** of the MBAN hub **16** controls communication with the MBAN devices **12, 14**, collection and handling of the patient data, retransmission of the patient data to the central monitoring station **34**, setting up the network, associating new MBAN devices, disassociating removed MBAN devices, and the like.

[0028] The longer communication unit **32** of the hub device **16** also includes a transceiver which provides the longer-range communication capability to communicate data off the MBAN system **10**. In the illustrative example of FIGURE 1, the hub device **16** wirelessly communicates with a central monitoring station **34** through an access point (AP) **36** of a hospital network **42**. The illustrative AP **36** is a wireless access point that communicates wirelessly with the hub device **16**. In the illustrative example the hospital network **42** also includes additional access points, such as illustrative access points AP **38** and AP **40** that are distributed throughout the hospital or other medical facility. To provide further illustration, a central monitoring station is diagrammatically indicated, which is in wireless communication with the AP **24**. Different APs **36, 38, 40** cover different areas of the healthcare facility and their coverage areas could overlap with each other to provide seamlessly roaming service. The positions of APs are fixed and known and can be used to determine the location of the MBAN hub device **16**, particularly whether the patient is located within or outside the healthcare facility. Location can be determined in various ways, such as a GPS in the MBAN hub, triangulation between the closest APs, calculating and projecting a trajectory from previously contacted APs, and the like. Specifically, when a particular hub device is communicating with an AP, information about the AP is communicated to the MBAN hub device **16**. The information in-

cludes the identification of the AP, classification of the AP, location of the AP, the identification of the hospital network of which the AP is connected, and the like. The MBAN hub device **16** utilizes this information to determine whether it is authorized to operate in the MBAN spectrum.

[0029] To provide further illustration, the central monitoring station **34** includes a controller **44** for receiving the patient data from many hub devices. The central monitoring station **34** also includes a display monitor **46** that may, for example, be used to display medical data for the patient that are acquired by the MBAN system **10** and communicated to the central monitoring station **34** via the AP **38** of the hospital network **42**. The central monitoring station **34** also communicates with an electronic patient records sub-system **48** in which patient data and records for all current and past patients is stored. Communication between the central monitoring stations and the electronic patient records sub-system **48** is communicated via AP **40** of the hospital network **42**. The longer-range wireless communication is suitably a WiFi communication link conforming with an IEEE 802.11 wireless communication protocol or a variant thereof. However, other wireless communication protocols can be used for the longer-range communication, such as another type of wireless medical telemetry system (WMTS). Moreover, the longer range communication can be a wired communication such as a wired Ethernet link (in which case the hospital networks include at least one cable providing the wired longer range communication link).

[0030] The longer range communication is longer range as compared with the short-range communication between the MBAN devices **12, 14** and the corresponding hub device **16**. For example, the short-range communication range may be of order ameter, a few meters, or at most perhaps a few tens of meters. The longer range communication can be long enough to encompass a substantial portion or all of the hospital or other medical facility whether directly or via a plurality of AP to a hospital network.

[0031] The longer-range communication, if wireless, requires more power than the short-range communication - accordingly, the hub device **16** includes a battery or other power source sufficient to operate the longer-range communication transceiver. The hub device **16** also typically includes sufficient on-board storage so that it can buffer a substantial amount of patient data in the event that communication with the hospital network **34** is interrupted for some time interval. In the illustrative case of wireless longer-range communication, it is also to be understood that if the patient moves within the hospital or healthcare facility then the IEEE 802.11 or other wireless communication protocol employed by the hospital network **34** provides for the wireless communication. In this regard, although the patient is typically as lying in a bed, more generally it is contemplated for the patient to be ambulatory and to variously move throughout the hospital or healthcare facility. As the patient moves, the

MBAN system **10** including the MBAN devices **12, 14** and the hub device **16** move together with the patient.

**[0032]** In the MBAN **10**, the MBAN devices **12, 14** communicate with the hub device **16** via the short-range wireless communication. However, it is also contemplated for various pairs or groups of the MBAN devices **12, 14** to also intercommunicate directly (that is, without using the hub devices **16, 18** as an intermediary) via the short-range wireless communication. This may be useful, for example, to coordinate the activities of two or more MBAN devices in time. Moreover, the hub devices **16, 18** may provide additional functionality - for example, the hub devices **16, 18** may also be a MBAN device that includes one or more sensors for measuring physiological parameters. Still further, while the single hub devices **16, 18** is illustrated, it is contemplated for the coordinating functionality (e.g. data collection from the MBAN devices **12, 14** and offloading of the collected data via the longer range wireless communication) to be embodied by two or more MBAN devices that cooperatively perform the coordinating tasks.

**[0033]** In illustrative FIGURE 1, only one MBAN system **10** is illustrated in detail. However, it will be appreciated that more generally the hospital or other medical facility includes a plurality of patients, each having his or her own MBAN system. More generally, the number of MBAN systems may be, by way of some illustrative examples: the hundreds, thousands, tens of thousands, or more depending on the size of the medical facility. Indeed, it is even contemplated for a single patient to have two or more different, independently or cooperatively operating MBAN systems (not illustrated). In this environment, various MBAN systems of different patients can be expected to come into close proximity with one another, such that the ranges of the respective MBAN system short-range wireless communications overlap.

**[0034]** The MBAN devices **12, 14**, MBAN hub **16**, MBAN system **10**, and central monitoring station **34** include at least one processor, for example a microprocessor or other software controlled device configured to execute MBAN software for performing the operations described in further detail below. Typically, the MBAN software is carried on tangible memory or a computer readable medium for execution by the processor. Types of non-transitory computer readable media include memory such as a hard disk drive, CD-ROM, DVD-ROM, internet servers, and the like. Other implementations of the processor are also contemplated. Display controllers, Application Specific Integrated Circuits (ASICs), FPGAs, and microcontrollers are illustrative examples of other types of component which may be implemented to provide functions of the processor. Examples may be implemented using software for execution by a processor, hardware, or some combination thereof.

**[0035]** As stated above, MBAN hub device **16** include transceivers that associate with the APs **36, 38, 40** to provide connection to hospital network **42**. The positions and coverage areas of the APs are fixed and known.

When a MBAN hub device **16** is associated with an AP **36, 38, 40**, information about the AP **36, 38, 40** is communicated to the MBAN hub device to determine the location of the MBAN hub device **16**. Specifically, the MBAN hub device **16** uses the AP information to determine if the MBAN hub device's **16** current location is in-facility, out-facility, or unknown, and make a decision whether it is allowed to operate in the MBAN spectrum.

**[0036]** As shown in FIGURE 2, the APs are classified into three different AP types including inner APs, exterior APs, and entrance APs respectively. To determine the classification of the AP, the healthcare facility includes a healthcare facility border **100** and a healthcare entrance area **102**. If an AP coverage includes the entrance area **102**, e.g. front door lobby, back door, other exits, balcony, and the like, the AP is classified as an entrance AP. For example, **AP3** is an entrance AP because it covers an entrance area of the healthcare facility. If an AP has a coverage area that extends outside healthcare facility boundary **100** (or in other words, if an MBAN hub device can successfully connect to an AP even if the MBAN hub is outside healthcare facility), then the AP is classified as an exterior AP. For example, **AP1, AP2, and AP4** are exterior APs since part of their coverage areas are outside healthcare facility. If the coverage area of an AP is completely within healthcare facility (or in other words, an MBAN hub device cannot successfully connect to the AP if the hub device is outside healthcare facility), the AP is classified as inner AP. For example, **AP5-AP12** in Figure 2 are classified as inner APs. When a MBAN hub device is associated with an AP, the classification of the AP is communicated and stored as a parameter in the MBAN hub device and used to determine if the MBAN hub device is within or outside the healthcare facility.

**[0037]** The MBAN hub devices include in-facility status parameters to indicate their location or status. The in-facility status parameters include three values: Indoor, Outdoor, and Unknown. When the MBAN hub connects to an AP, the in-facility status parameter of the MBAN hub device will be set based on the classification of the AP the hub connects to. For example, when an MBAN hub device starts to operate, the parameter is set to the default value "Unknown" or manually set by healthcare staff. If an MBAN hub device connects to an Entrance AP, the MBAN hub device parameter will be set to "Outdoor". If an MBAN hub device connects to an inner AP, the MBAN hub device parameter will be set to "Indoor". If an MBAN connects to an exterior AP, the MBAN hub device parameter will keep unchanged. If an MBAN hub loses its connection to the AP, the MBAN hub device parameter will be reset to the default value "Unknown". The MBAN hub device continuously or periodically checks the classification of the AP to which it is connected and updates its in-facility status parameter accordingly.

The above proposed scheme only uses AP information to determine the in-facility status of an MBAN hub device and does not require any extra hardware components.

**[0038]** If the in-facility status parameter of an MBAN

hub device is "Indoor", the MBAN hub device and its associated MBAN devices are treated as if they are located within healthcare facility and are allowed to communicate within the MBAN spectrum. When the parameter of an MBAN hub device is "Outdoor" or "Unknown", the MBAN hub device and its MBAN devices are treated as if they are located outside healthcare facility and are not allowed to operate in the MBAN spectrum. If an MBAN hub device is operating within the MBAN spectrum and the parameter of the MBAN hub device is changed to "Outdoor" or "Unknown", the MBAN hub device will stop transmissions within MBAN spectrum.

**[0039]** The MBAN hub device also includes an AP signal strength indicator (SSI) measured at the MBAN hub device or AP. The SSI indicates the strength of signal from the connected AP. The SSI and the AP classification are used by the MBAN hub device to determine the in-facility status of an MBAN. As stated above, when an MBAN hub device starts to operate, the in-facility status parameter is set the default value "Unknown" or manually set by healthcare staff. If an MBAN hub device connects to an Entrance AP and the SSI is less than a predetermined entrance boundary signal strength, the MBAN hub device parameter is set to "Outdoor". When a MBAN hub device connects to an Entrance AP, the in-facility status parameter of the MBAN hub device will be set to "Indoor" if the SSI is greater than or equal to the predetermined entrance boundary signal strength,. If an MBAN hub device connects to an inner AP, the MBAN hub device parameter is set to "Indoor". If an MBAN hub device connects to an exterior AP and the SSI is less than a predetermined exterior boundary signal strength, the MBAN hub device parameter keeps unchanged. When the MBAN hub device connects to an exterior AP, the MBAN hub device in-facility status parameter is set to "Indoor", if the SSI is greater than or equal to the predetermined exterior boundary signal strength. If an MBAN hub loses its connection to APs, then it will reset the parameter to the default value "Unknown". The SSI related criteria could be implemented either at MBAN hub device side or at AP side. Each of the exterior and entrance APs may have its own predetermined boundary signal strength parameters to optimize performance. The enhanced criteria would allow more in-facility areas to possibly use the MBAN spectrum and therefore improve spectrum usage efficiency. For example, in FIGURE 3, if an MBAN is connecting with AP3 and in the circle 104, which is the region that has SSI is greater than or equal to the predetermined entrance boundary signal strength, the MBAN hub device will be treated as "Indoor" and allowed to operate in the MBAN spectrum.

**[0040]** Once the MBAN has left the hospital network area and started communicating on the non-MBAN spectrum, it can be re-authorized to use the MBAN spectrum using any of various network formation techniques. For example, the hospital network can use the communications on the non-MBAN spectrum to establish "Indoor" location criteria. As another example, the MBAN hub de-

vice can listen for beacon signals on the MBAN spectrum to tell if it is within range and to go through a re-introduction protocol.

**[0041]** To further improve the MBAN spectrum efficiency, neighbor AP information is utilized to determine MBAN in-facility status. For example, the MBAN hub device utilized both the connected AP information and neighboring AP information to track the movement of the MBAN hub device and determine the location of the MBAN hub device. When an MBAN device starts to operate; the parameter is set to the default value "Unknown" or manually set by healthcare staff. If an MBAN connects to an Indoor AP, then its parameter is set to "Indoor". If an MBAN connects to an Entrance AP, then its parameter is set to "Indoor", if the SSI is greater than or equal to the predetermined entrance boundary signal strength. If an MBAN connects to an Entrance AP and finds a neighbor AP classified as an indoor AP, and the SSI from the neighbor AP is greater than or equal to the predetermined neighbor boundary signal strength, the MBAN hub device parameter is set to "Indoor". Otherwise the MBAN hub device parameter is set to "Outdoor" when an MBAN connects to an Entrance AP. If an MBAN connects to an Exterior AP, then its parameter is set to "Indoor", if the SSI is greater than or equal to the predetermined exterior boundary signal strength. If the MBAN hub parameter's current value is "Outdoor" and the SSI is less than the predetermined exterior boundary signal strength but the MBAN hub device finds at least one neighbor "Indoor" AP and the SSI from the neighbor AP is greater than or equal to the predetermined neighbor boundary signal strength, the MBAN hub parameter is set to "Indoor" when the MBAN hub device connects to an Exterior AP. If the parameter's current value is "Outdoor" and the SSI is less than the predetermined exterior boundary signal strength and the MBAN hub does NOT find any neighbor "Indoor" AP from which the SSI is greater than or equal to the predetermined neighbor boundary signal strength, the MBAN hub parameter will remain "Outdoor" when the MBAN connects to an Exterior AP. If the MBAN hub device parameter's current value is "Unknown" and the MBAN hub find a neighbor "Indoor" AP and the SSI from that neighbor AP is greater than or equal to the predetermined neighbor boundary signal strength, the MBAN hub device parameter will be set to "Indoor" if an MBAN connects to an Exterior AP. Otherwise the MBAN hub device parameter keeps unchanged if an MBAN connects to an Exterior AP. More sophisticated solutions could be possible by using the observed neighbor APs and their SSI information, the associated AP and its SSI to characterize entrance areas and/or inner areas. In such case, the criteria can be specifically designed for individual AP.

**[0042]** FIGURE 4 illustrates the operation of the MBAN system. In a step 200, patient data is collected by one or more medical body area network (MBAN) devices. In a step 202, the in-facility status of an MBAN system is determined. In a step 204, the collected patient data is com-

communicated from the one or more MBAN devices through the MBAN system to a hub device via short-range wireless communication, the communication via short-range wireless communication within a predefined spectrum is permitted only within a healthcare facility. In a step 206, the collected patient data is communicated from the hub device to a central monitoring station via longer range wireless communication through the one or more APs. In a step 208, AP information is communicated between the hub device and the one or more APs connected to the hub device. In a step 210, it is determined whether the in-facility status of the MBAN system is indoor, outdoor or unknown based on AP information. In a step 212, the predefined spectrum is communicated in response to the in-facility status of the MBAN system being classified as Indoor. In a step 214, communication is prohibited within the predefined spectrum in response to the in-facility status of the MBAN system being classified as Outdoor or Unknown.

[0043] The invention has been described with reference to the preferred examples. Modifications and alterations may occur to others upon reading and understanding the preceding detailed description. It is intended that the invention be constructed as including all such modifications and alterations insofar as they come within the scope of the appended claims or the equivalents thereof.

**Claims**

1. A medical system comprising:

- one or more medical body area network, MBAN, devices (12, 14) configured to acquire and communicate patient data;
- one or more MBAN systems (10), each MBAN system including:

- the one or more MBAN devices (12, 14) configured to communicate the patient data with a hub device (16) via short-range wireless communication, the communication of the patient data via the short-range wireless communication being within a predefined spectrum;

- the hub device (16) configured to receive patient data communicated from the one or more MBAN devices (12, 14), communicate with a central monitoring station (34) via a longer range communication and one or more access points, AP (36, 38, 40), and determine a location of the MBAN system in reference to a healthcare facility; wherein the hub device (16) is configured to receive AP information from the one or more APs (36, 38, 40) with which the hub device (16) is connected or has recently been connected, the AP information com-

prising an identification of the AP, a classification of the AP, the location of the AP and the identification of the healthcare facility network to which the AP is connected, in order to determine whether its own location is outside the healthcare facility, and to inhibit the one or more MBAN devices (12, 14) from transmitting within the predefined spectrum when the determined location of the hub device (16) is outside the healthcare facility.

2. The medical system according to claim 1, wherein the MBAN hub device (16) is configured to determine its own in-facility status from the AP information, wherein the in-facility status of an MBAN system (10) can be classified by its determined location as Indoor, Outdoor or Unknown in relation to the healthcare facility.

3. The medical system according to claim 2, wherein the AP information includes at least an AP location classification and an AP signal strength, wherein the AP location classification includes at least one of an Inner AP, an Exterior AP and an Entrance AP, in relation to the healthcare facility.

4. The medical system according to claim 2 or claim 3, wherein:

- in response to the MBAN device (12, 14) starting operation, an in-facility status parameter is set to Unknown or manually set by healthcare staff;
- in response to the MBAN hub device (16) being connected to an Inner AP, the in-facility status parameter is set to Indoor;
- in response to the MBAN hub device (16) being connected to an Entrance AP, the in-facility status parameter is set to Outdoor;
- in response to the MBAN hub device (16) being connected to an Exterior AP, the in-facility status parameter are kept unchanged; and
- in response to the MBAN hub device (16) losing connection to its AP, the in-facility status parameter is set to Unknown.

5. The medical system according to any one of claims 2 to 4, wherein:

- in response to an in-facility status of a MBAN system (10) being classified as Indoor, the MBAN hub device (16) and its MBAN devices (12, 14) are allowed to operate in the predefined spectrum; and
- in response to the in-facility status of a MBAN system (10) being classified as Outdoor or Unknown, the MBAN hub device (16) and its MBAN devices (12, 14) are not allowed to operate in

the predefined spectrum.

6. The medical system according to any one of claims 1-5, wherein the signal strength of the AP (36, 38, 40) is used with the AP information to determine the location of the MBAN system (10). 5
7. The medical system according to any one of claims 2 to 5, wherein: 10
- in response to the MBAN hub device (16) being connected to an Entrance AP of the healthcare facility, the in-facility status is either set to Indoor if the AP signal strength is greater than or equal to a predefined threshold or set to Outdoor if the AP signal strength is less than the predefined threshold; and
- in response to the MBAN hub device (16) being connected to an Exterior AP of the healthcare facility, the in-facility status is either set to Indoor if the AP signal strength is greater than or equal to a predefined threshold or is kept unchanged if the AP signal strength is less than the predefined threshold. 20
8. The medical system according to any one of claims 1-7, wherein the MBAN hub device (16) is further configured to receive neighbor AP information from neighboring APs. 25
9. The medical system according to claim 8, wherein when the MBAN hub device (16) is connected to an Entrance or Exterior AP of the healthcare facility and the signal strength of a neighbor Inner AP is greater than a predetermined threshold, the location is determined to be Indoor. 30
10. The medical system according to any one of claims 1-9, wherein the MBAN hub device (16) is configured to track its own movement from the APs (36, 38, 40). 35
11. A method performed by a hub device (16) of an MBAN network of one or more MBAN devices (12, 14) that collect patient data in a healthcare facility, the method comprising: 40

receiving AP information from the one or more APs (36, 38, 40) with which the hub device (16) is connected or has recently been connected, the AP information comprising an identification of the AP, a classification of the AP, the location of the AP and the identification of the healthcare facility network to which the AP is connected, in order to determine whether its own location is outside the healthcare facility, and inhibiting the one or more MBAN devices (12, 14) from transmitting within the predefined spectrum when the determined location of the hub device (16) is out- 50

side the healthcare facility; 55

receiving the collected patient data from the one or more MBAN devices (12, 14) through the MBAN system (10) via short-range wireless communication within a predefined spectrum that is permitted only within a healthcare facility, when the determined location of the hub device (16) is not outside the healthcare facility; and sending the collected patient data to a central monitoring station (34) via longer range wireless communication through the one or more APs (36, 38, 40).

12. The method according to claim 11, wherein the AP information includes AP signal strength.
13. The method according to claim 12 or claim 11, including:
- communicating within the predefined spectrum in response to the determined location of the MBAN system (10) being classified as Indoor in relation to the healthcare facility; and prohibiting communication within the predefined spectrum in response to the determined location of the MBAN system (10) being classified as Outdoor or Unknown in relation to the healthcare facility.
14. A computer readable medium containing software which when loaded into a processor in a hub device causes it to perform the method according to any one of claims 11 to 13.

### Patentansprüche

1. Medizinisches System umfassend:
- eine oder mehrere medizinische körpernahe Netzwerk (MBAN)-Vorrichtungen (12, 14), die konfiguriert sind, um Patientendaten zu erfassen und zu übermitteln;
- ein oder mehrere MBAN-Systeme (10), wobei jedes MBAN-System einschließt:
- die eine oder mehrere MBAN-Vorrichtungen (12, 14), die konfiguriert sind, um Patientendaten über drahtlose Kurzstreckenkommunikation an eine Hub-Vorrichtung (16) zu übermitteln, wobei die Übermittlung der Patientendaten über drahtlose Kurzstreckenkommunikation innerhalb eines vordefinierten Spektrums liegt;
- die Hub-Vorrichtung (16), die konfiguriert ist, um von der einen oder mehreren MBAN-Vorrichtungen (12, 14) übermittelte Patientendaten zu empfangen, über eine Kommu-

- nikation mit längerer Reichweite und einem oder mehreren Zugangspunkten (Access Points) AP (36, 38, 40) mit einer zentralen Überwachungsstation (34) zu kommunizieren und einen Ort des MBAN-Systems in Bezug auf eine Gesundheitseinrichtung zu ermitteln;
- wobei die Hub-Vorrichtung (16) konfiguriert ist, um AP-Informationen von dem einen oder mehreren APs (36, 38, 40) zu empfangen, mit dem/denen die Hub-Vorrichtung (16) verbunden ist oder vor kurzem verbunden wurde, wobei die AP-Informationen eine Kennung des AP, eine Klassifizierung des AP, den Ort des AP und die Kennung des Netzwerks der Gesundheitseinrichtung, mit dem der AP verbunden ist, umfassen, um zu ermitteln, ob sich ihr Ort außerhalb der Gesundheitseinrichtung befindet, und um die eine oder mehrere MBAN-Vorrichtungen (12, 14) an der Übertragung innerhalb des vordefinierten Spektrums zu hindern, wenn sich der ermittelte Ort der Hub-Vorrichtung (16) außerhalb der Gesundheitseinrichtung befindet.
2. Medizinisches System nach Anspruch 1, wobei die MBAN-Hub-Vorrichtung (16) konfiguriert ist, um ihren eigenen In-Einrichtung-Status anhand der AP-Informationen zu ermitteln, wobei der In-Einrichtung-Status eines MBAN-Systems (10) anhand seines ermittelten Ortes als Innenbereich, Außenbereich oder Unbekannt in Bezug auf die Gesundheitseinrichtung klassifiziert werden kann.
3. Medizinisches System nach Anspruch 2, wobei die AP-Informationen mindestens eine AP-Ortsklassifikation und eine AP-Signalstärke einschließen, wobei die AP-Ortsklassifikation mindestens eines von einem Innen-AP, einem Außen-AP und einem Eingangs-AP in Bezug auf die Gesundheitseinrichtung einschließt.
4. Medizinisches System nach Anspruch 2 oder Anspruch 3, wobei:
- in Reaktion auf die Startoperation der MBAN-Vorrichtung (12, 14) ein In-Einrichtung-Status-Parameter auf Unbekannt eingestellt wird oder durch das Pflegepersonal von Hand eingestellt wird;
- in Reaktion darauf, dass die MBAN-Hub-Vorrichtung (16) mit einem Innen-AP verbunden ist, der In-Einrichtung-Status-Parameter auf Innenbereich gestellt wird;
- in Reaktion darauf, dass die MBAN-Hub-Vorrichtung (16) mit einem Eingangs-AP verbunden ist, der In-Einrichtung-Status-Parameter auf Außenbereich gestellt wird;
- in Reaktion darauf, dass die MBAN-Hub-Vorrichtung (16) mit einem Außen-AP verbunden ist, der In-Einrichtung-Status-Parameter auf Unbekannt gestellt wird;
5. Medizinisches System nach einem der Ansprüche 2 bis 4, wobei:
- in Reaktion darauf, dass ein In-Einrichtung-Status eines MBAN-Systems (10) als Innenbereich klassifiziert wird, die MBAN-Hub-Vorrichtung (16) und ihre MBAN-Vorrichtungen (12, 14) in dem vordefinierten Spektrum arbeiten dürfen; und
- in Reaktion darauf, dass der In-Einrichtung-Status eines MBAN-Systems (10) als Außenbereich oder Unbekannt klassifiziert wird, die MBAN-Hub-Vorrichtung (16) und ihre MBAN-Vorrichtungen (12, 14) nicht in dem vordefinierten Spektrum arbeiten dürfen.
6. Medizinisches System nach einem der Ansprüche 1 bis 5, wobei die Signalstärke des AP (36, 38, 40) mit den AP-Informationen verwendet wird, um den Ort des MBAN-Systems (10) zu ermitteln.
7. Medizinisches System nach einem der Ansprüche 2 bis 5, wobei:
- in Reaktion darauf, dass die MBAN-Hub-Vorrichtung (16) mit einem Eingangs-AP der Gesundheitseinrichtung verbunden ist, der In-Einrichtung-Status entweder auf Innenbereich gestellt wird, wenn die AP-Signalstärke größer als oder gleich einem vordefinierten Schwellenwert ist, oder auf Außenbereich gestellt wird, wenn die AP-Signalstärke geringer als der vordefinierte Schwellenwert ist; und
- in Reaktion darauf, dass die MBAN-Hub-Vorrichtung (16) mit einem Außen-AP der Gesundheitseinrichtung verbunden ist, der In-Einrichtung-Status entweder auf Innenbereich gestellt wird, wenn die AP-Signalstärke größer als oder gleich einem vordefinierten Schwellenwert ist, oder unverändert gehalten wird, wenn die AP-Signalstärke geringer als der vordefinierte Schwellenwert ist.
8. Medizinisches System nach einem der Ansprüche 1 bis 7, wobei die MBAN-Hub-Vorrichtung (16) ferner konfiguriert ist, um Nachbar-IP-Informationen von benachbarten APs zu empfangen.

9. Medizinisches System nach Anspruch 8, wobei, wenn die MBAN-Hub-Vorrichtung (16) mit einem Eingangs- oder Außen-AP der Gesundheitseinrichtung verbunden ist und die Signalstärke eines Nachbar-Innen-AP größer als ein vorbestimmter Schwellenwert ist, der Ort als in einem Innenbereich befindlich ermittelt wird.

10. Medizinisches System nach einem der Ansprüche 1 bis 9, wobei die MBAN-Hub-Vorrichtung (16) konfiguriert ist, um ihre eigene Bewegung anhand der APs (36, 38, 40) zu verfolgen.

11. Verfahren, das durch eine Hub-Vorrichtung (16) eines MBAN-Netzwerks aus einer oder mehreren MBAN-Vorrichtungen (12, 14) durchgeführt wird, welche Patientendaten in einer Gesundheitseinrichtung erfassen, wobei das Verfahren Folgendes umfasst:

Empfangen von AP-Informationen von dem einen oder mehreren APs (36, 38, 40), mit dem/denen die Hub-Vorrichtung (16) verbunden ist oder vor kurzem verbunden wurde, wobei die AP-Informationen eine Kennung des AP, eine Klassifizierung des AP, den Ort des AP und die Kennung des Netzwerks der Gesundheitseinrichtung, mit dem der AP verbunden ist, umfassen, um zu ermitteln, ob sich ihr Ort außerhalb der Gesundheitseinrichtung befindet, und um die eine oder mehrere MBAN-Vorrichtungen (12, 14) an der Übertragung innerhalb des vordefinierten Spektrums zu hindern, wenn sich der ermittelte Ort der Hub-Vorrichtung (16) außerhalb der Gesundheitseinrichtung befindet;

Empfangen der erfassten Patientendaten von der einen oder mehreren MBAN-Vorrichtungen (12, 14) durch das MBAN-System (10) über drahtlose Kurzstreckenkommunikation innerhalb eines vordefinierten Spektrums, das nur innerhalb einer Gesundheitseinrichtung erlaubt ist, wenn der ermittelte Ort der Hub-Vorrichtung (16) nicht außerhalb der Gesundheitseinrichtung liegt; und

Senden der erfassten Patientendaten an eine zentrale Überwachungsstation (34) über drahtlose Kommunikation mit längerer Reichweite über den einen oder mehrere APs (36, 38, 40).

12. Verfahren nach Anspruch 11, wobei die AP-Informationen die AP-Signalstärke umfassen.

13. Verfahren nach Anspruch 12 oder Anspruch 11, einschließlich:

Kommunizieren innerhalb des vordefinierten Spektrums in Reaktion darauf, dass der ermittelte Ort des MBAN-Systems (10) als Innenbe-

reich in Bezug auf die Gesundheitseinrichtung klassifiziert wurde; und

Verbieten des Kommunizierens innerhalb des vordefinierten Spektrums in Reaktion darauf, dass der ermittelte Ort des MBAN-Systems (10) als Außenbereich oder Unbekannt in Bezug auf die Gesundheitseinrichtung klassifiziert wurde.

14. Computerlesbares Medium mit Software, die, wenn sie in einen Prozessor in einer Hub-Vorrichtung geladen ist, diesen veranlasst, das Verfahren nach einem der Ansprüche 11 bis 13 durchzuführen.

## 15 Revendications

1. Système médical comprenant :

un ou plusieurs périphériques de réseau local corporel à usage médical MBAN (12, 14) configurés pour acquérir et communiquer des données de patients ;

un ou plusieurs systèmes MBAN (10), chaque système MBAN comprenant :

les un ou plusieurs périphériques MBAN (12, 14) configurés pour communiquer les données de patients avec un dispositif concentrateur (16) par communication sans fil à faible portée, la communication des données de patients via la communication sans fil à faible portée se situant dans un spectre prédéfini ;

le dispositif concentrateur (16) configuré pour recevoir des données de patients communiquées par les un ou plusieurs périphériques MBAN (12, 14), communiquer avec une station de surveillance centrale (34) via une communication de plus longue portée et un ou plusieurs points d'accès AP (36, 38, 40) et déterminer un emplacement du système MBAN en référence à un équipement sanitaire ;

dans lequel le dispositif concentrateur (16) est configuré pour recevoir des informations AP des un ou plusieurs AP (36, 38, 40) auxquels le dispositif concentrateur (16) est raccordé ou a été récemment raccordé, les informations AP comprenant une identification de l'AP, une classification de l'AP, l'emplacement de l'AP et l'identification du réseau d'équipement sanitaire auquel l'AP est raccordé afin de déterminer si son propre emplacement se situe en dehors de l'équipement sanitaire et d'empêcher les un ou plusieurs périphériques MBAN (12, 14) de transmettre dans le spectre prédéfini lorsque l'emplacement déterminé du dispositif

- concentrateur (16) se situe en dehors de l'équipement sanitaire.
2. Dispositif médical selon la revendication 1, dans lequel le dispositif concentrateur MBAN (16) est configuré pour déterminer son propre statut au sein de l'équipement à partir des informations AP, dans lequel le statut au sein de l'équipement d'un système MBAN (10) peut être classé par son emplacement déterminé en tant qu'Intérieur, Extérieur ou Inconnu par rapport à l'équipement sanitaire.
  3. Système médical selon la revendication 2, dans lequel les informations AP comprennent au moins une classification d'emplacement AP et une force de signal AP, dans lequel la classification d'emplacement AP comprend au moins l'un d'un AP Intérieur, d'un AP Extérieur et d'un AP d'Entrée par rapport à l'équipement sanitaire.
  4. Système médical selon la revendication 2 ou la revendication 3, dans lequel, en réponse à l'opération de démarrage d'un périphérique MBAN (12, 14), un paramètre de statut au sein de l'équipement est réglé sur Inconnu ou réglé manuellement par l'équipe sanitaire ; en réponse au raccordement du dispositif concentrateur MBAN (16) à un AP Intérieur, le paramètre de statut au sein de l'équipement est réglé sur Intérieur ; en réponse au raccordement du dispositif concentrateur MBAN (16) à un AP d'entrée, le paramètre de statut au sein de l'équipement est réglé sur Extérieur ; en réponse au raccordement du dispositif concentrateur MBAN (16) à un AP Extérieur, le paramètre de statut au sein de l'équipement est maintenu inchangé ; et, en réponse à la perte de raccordement du dispositif concentrateur MBAN (16) avec son AP, le paramètre de statut au sein de l'équipement est réglé sur Inconnu.
  5. Système médical selon l'une quelconque des revendications 2 à 4, dans lequel, en réponse à un statut au sein de l'équipement d'un système MBAN (10) classé comme Intérieur, le dispositif concentrateur MBAN (16) et ses périphériques MBAN (12, 14) peuvent opérer dans le spectre prédéfini ; et, en réponse au statut au sein de l'équipement d'un système MBAN (10) classé comme Extérieur ou Inconnu, le dispositif de moyeu MBAN (16) et ses périphériques MBAN (12, 14) ne peuvent opérer dans le spectre prédéfini.
  6. Système médical selon l'une quelconque des revendications 1 à 5, dans lequel la force du signal de l'AP (36, 38, 40) est utilisée avec les informations AP pour déterminer l'emplacement du système MBAN (10).
  7. Système médical selon l'une quelconque des revendications 2 à 5, dans lequel, en réponse au raccordement du dispositif concentrateur MBAN (16) à un AP d'Entrée de l'équipement sanitaire, le statut au sein de l'équipement est réglé sur Intérieur si la force du signal AP est supérieure ou égale à un seuil prédéfini ou réglé sur Extérieur si la force du signal AP est inférieure au seuil prédéfini ; et, en réponse au raccordement du dispositif concentrateur MBAN (16) à un AP Extérieur de l'équipement sanitaire, le statut au sein de l'équipement est réglé sur Intérieur si la force du signal AP est supérieure ou égale à un seuil prédéfini et est maintenu inchangé si la force du signal AP est inférieure au signal prédéfini.
  8. Système médical selon l'une quelconque des revendications 1 à 7, dans lequel le dispositif concentrateur MBAN (16) est en outre configuré pour recevoir des informations AP voisines d'AP du voisinage.
  9. Système médical selon la revendication 8, dans lequel, lorsque le dispositif concentrateur MBAN (16) est raccordé à un AP d'Entrée ou un AP Extérieur de l'équipement sanitaire et que la force d'un AP Intérieur voisin est supérieure à un seuil prédéterminé, l'emplacement est déterminé comme étant Intérieur.
  10. Système médical selon l'une quelconque des revendications 1 à 9, dans lequel le dispositif concentrateur MBAN (16) est configuré pour tracer son propre mouvement depuis les AP (36, 38, 40).
  11. Procédé effectué par un dispositif concentrateur (16) d'un réseau MBAN d'un ou plusieurs périphériques MBAN (12, 14) qui recueille des données de patients dans un équipement sanitaire, le procédé comprenant :
    - la réception d'informations AP des un ou plusieurs AP (36, 38, 40) au(x)quel(s) le dispositif concentrateur (16) est raccordé ou a été récemment raccordé, les informations AP comprenant une identification de l'AP, une classification de l'AP, l'emplacement de l'AP et l'identification du réseau d'équipement sanitaire auquel l'AP est raccordé afin de déterminer si son propre emplacement se situe en dehors de l'équipement sanitaire et empêcher les un ou plusieurs périphériques MBAN (12, 14) de transmettre au sein du spectre prédéfini lorsque l'emplacement déterminé du dispositif concentrateur (16) se situe en dehors de l'équipement sanitaire ;

la réception des données de patients recueillies des un ou plusieurs périphériques MBAN (12, 14) via le système MBAN (10) par communication sans fil de faible portée dans un spectre prédéfini qui n'est autorisé dans un équipement sanitaire que lorsque l'emplacement déterminé du dispositif concentrateur (16) n'est pas en dehors de l'équipement sanitaire ; et l'envoi des données de patients recueillies à une station de surveillance centrale (34) via une communication sans fil de plus longue portée à travers les un ou plusieurs AP (36, 38, 40).

5

10

**12.** Procédé selon la revendication 11, dans lequel les informations AP comprennent la force du signal AP.

15

**13.** Procédé selon la revendication 12 ou la revendication 11, comprenant :

la communication dans le spectre prédéfini en réponse à l'emplacement déterminé du système MBAN (10) qui est classé comme Intérieur par rapport à l'équipement sanitaire ; et la prohibition d'une communication dans le spectre prédéfini en réponse à l'emplacement déterminé du système MBAN (10) qui est classé comme Extérieur ou Inconnu par rapport à l'équipement sanitaire.

20

25

**14.** Support lisible par ordinateur contenant un logiciel qui, lorsqu'il est chargé dans un processeur d'un dispositif concentrateur, amène celui-ci à effectuer le procédé selon l'une quelconque des revendications 11 à 13.

30

35

40

45

50

55

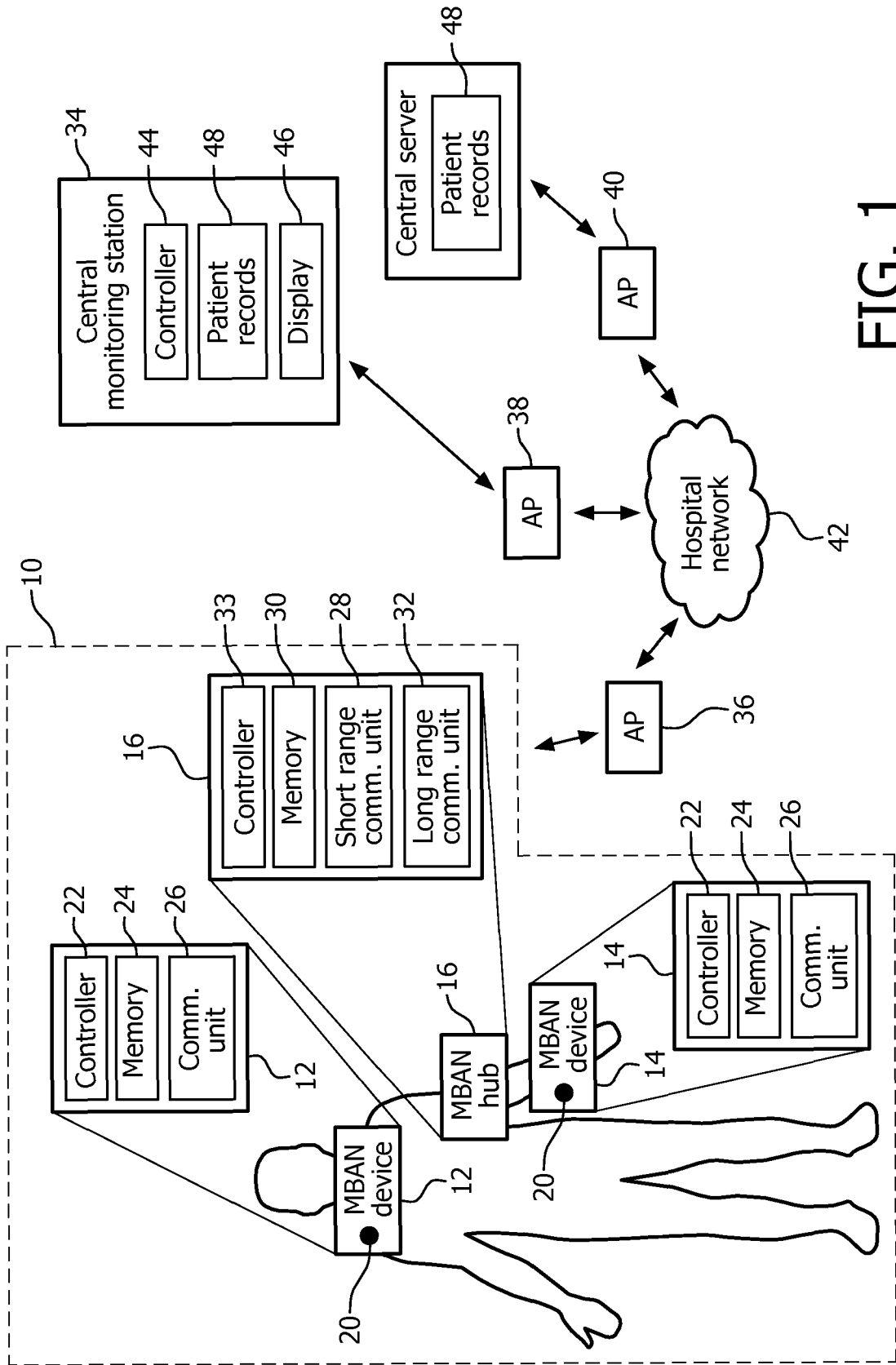


FIG. 1

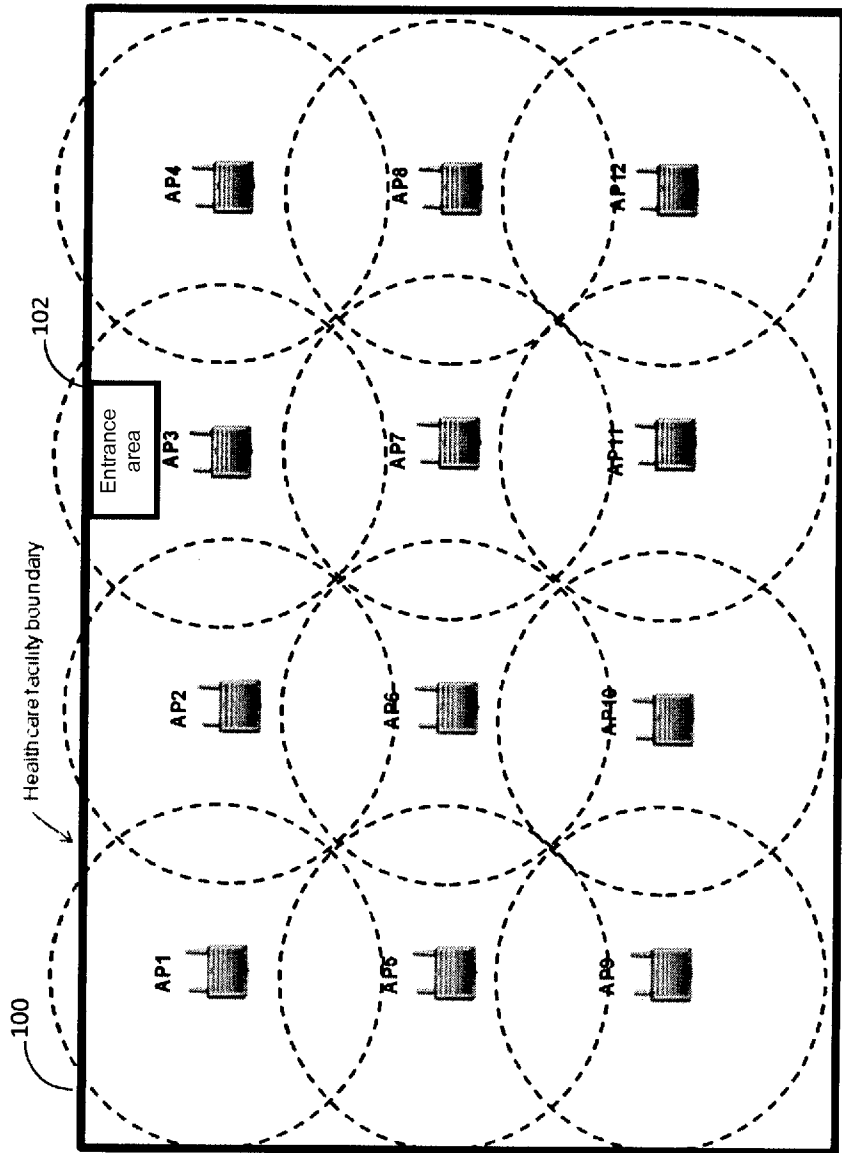


FIGURE 2

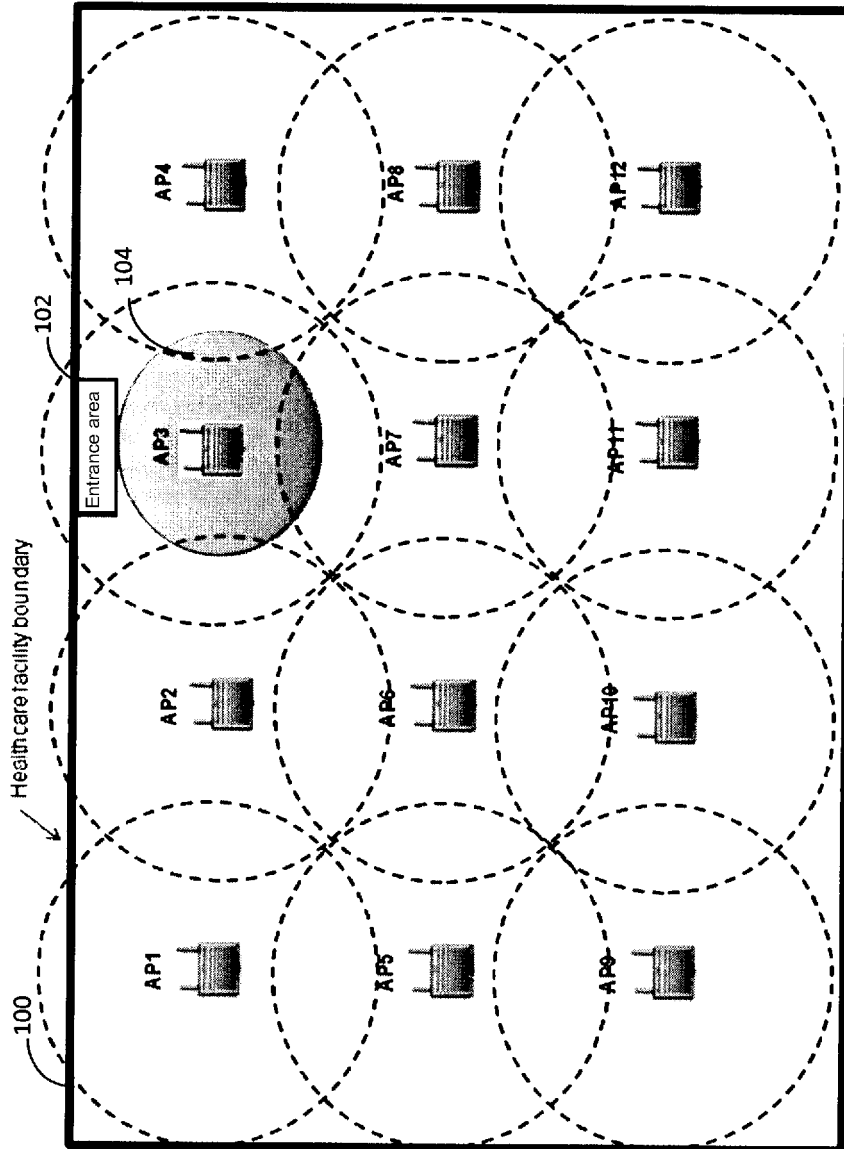


FIGURE 3

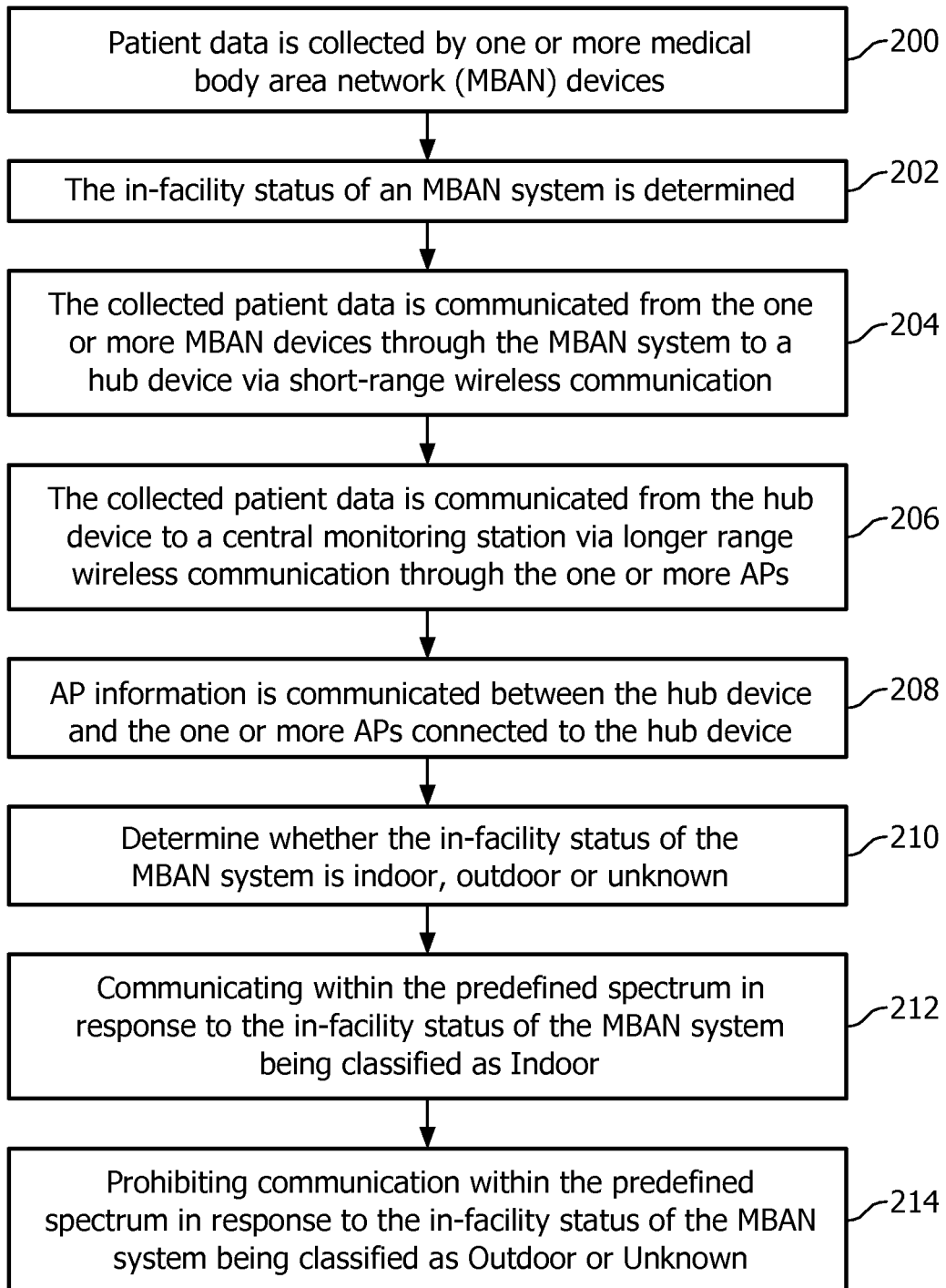


FIG. 4

**REFERENCES CITED IN THE DESCRIPTION**

*This list of references cited by the applicant is for the reader's convenience only. It does not form part of the European patent document. Even though great care has been taken in compiling the references, errors or omissions cannot be excluded and the EPO disclaims all liability in this regard.*

**Patent documents cited in the description**

- WO 2008103915 A1 [0009]
- US 20060143292 A [0011]

专利名称(译)	回传链路辅助的室内频谱使用强制解决方案，用于mban服务		
公开(公告)号	<a href="#">EP2681952A1</a>	公开(公告)日	2014-01-08
申请号	EP2012708945	申请日	2012-02-24
[标]申请(专利权)人(译)	皇家飞利浦电子股份有限公司		
申请(专利权)人(译)	皇家飞利浦N.V.		
当前申请(专利权)人(译)	皇家飞利浦N.V.		
[标]发明人	WANG DONG GHOSH MONISHA SMITH DELROY		
发明人	WANG, DONG GHOSH, MONISHA SMITH, DELROY		
IPC分类号	H04W48/18 A61B5/00		
CPC分类号	A61B5/002 A61B5/0022 A61B5/0024 A61B5/024 A61B5/0402 A61B5/0816 G06F19/3418 G16H40/63 G16H40/67 H04W4/021 H04W48/04 H04W84/18 H04W16/20		
代理机构(译)	STEFFEN , THOMAS		
优先权	61/447829 2011-03-01 US		
其他公开文献	EP2681952B1		
外部链接	<a href="#">Espacenet</a>		

#### 摘要(译)

医疗系统包括一个或多个MBAN设备，其获取并传送患者数据。一个或多个医疗体域网 ( MBAN ) 系统包括通过短距离无线通信与集线器设备通信患者数据的一个或多个MBAN设备。经由短程无线通信的患者数据的通信在预定义的频谱内。集线器设备接收从一个或多个MBAN设备传送的患者数据，经由远程通信和一个或多个接入点 ( AP ) 与中央监控站通信，并且参考医疗机构确定MBAN系统的位置。当MBAN集线器设备位于医疗机构外部时，禁止一个或多个MBAN设备在预定义频谱内进行发送。