



(12) **EUROPEAN PATENT APPLICATION**

(43) Date of publication: **06.03.2002 Bulletin 2002/10** (51) Int Cl.⁷: **G01N 21/35, A61B 5/103**

(21) Application number: **00308664.2**

(22) Date of filing: **03.10.2000**

(84) Designated Contracting States:
**AT BE CH CY DE DK ES FI FR GB GR IE IT LI LU
 MC NL PT SE**
 Designated Extension States:
AL LT LV MK RO SI

(72) Inventors:
 • **Woo, Young Ah**
Kangbuk-ku, Seoul (KR)
 • **Kim, Hyo Jin**
Songpa-ku, Seoul (KR)
 • **Kim, Myung Yun**
Puk-ku, Kwangju Kwangyok-shi (KR)

(30) Priority: **01.09.2000 KR 0051489**

(74) Representative: **Potter, Julian Mark**
D. Young & Co., 21 New Fetter Lane
London EC4A 1DA (GB)

(71) Applicant: **Spectron Tech Co., Ltd.**
Seoul 136-132 (KR)

(54) **Method and apparatus for measuring skin moisture**

(57) A set of reference moisture value of the plurality of sample skin is measured with conventional skin moisture measuring device. Then a set of standard calibration equation is provided from calculating a set of measured reflectance spectra of calibration and the set of reference moisture value by using the multivariate regression, and it is stored at a memory. The next steps are to measure skin moisture of test skin with reference to the set of standard calibration equation stored at the memory.

By radiating near infrared on the test skin and sensing a set of reflectance spectra with the portable skin moisture measuring apparatus by using near infrared reflectance spectroscopy system, the skin moisture is measured at a repeatable and stable way, regardless of the variation of temperature or humidity of the external circumstance.

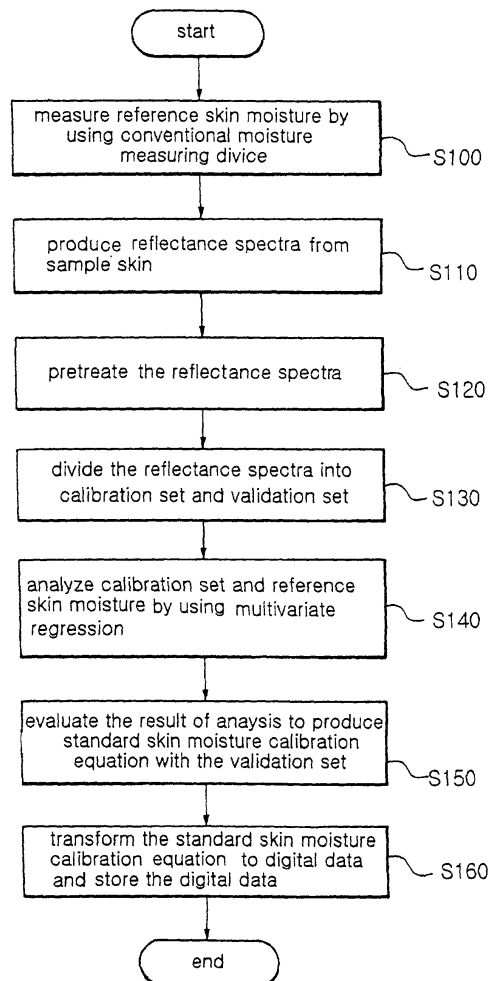


FIG. 3

Description

[0001] This invention relates generally, but not exclusively, to a method and apparatus for measuring skin moisture by using near infrared reflectance spectroscopy and, more particularly, relates to measuring skin moisture without destroying the test object and producing a portable skin moisture measuring apparatus.

[0002] The skin is a structure consisted of both epidermis and dermis combination. The softness and pliability are the main characteristic factors of skin surface protecting the body and securing the motion of the body. Such characteristic factors are dependent on the amount of moisture contained in the stratum corneum layer, which is the outermost layer of the skin, and controlled by the barrier function and moisture maintaining function of the skin layer.

[0003] The stratum corneum is about 20 micron thick, and composed of partially dehydrated cells in a liquid matrix. Between the cells are lipid mixture called stratum corneum intercellular lipid, which composes the barrier of the skin. The lipid mixture is composed of cell amide, cholesterol, free fatty acid, and cholesterol sulfate, secreted from intercellular lamella granular when epidermis cells are transferred from granular layers to stratum corneum, and formed between the stratum corneums.

[0004] If normal stratum corneum is not properly developed due to environmental changes and diseases, the barrier function and moisture maintaining function of the skin is lowered. In such situation, the face of the skin becomes easily dried, roughed and cleaved if the moisture of stratum corneum is not sufficiently maintained. Therefore, it is very important to maintain the amount of moisture in the stratum corneum of the skin properly.

[0005] However, in modern life, it is difficult to maintain healthy skin due to various pollution and rapid environmental changes. For the above reasons, most people are using a skin moisture lotion in their daily life. In order to maintain healthier skin, it is essential to measure the density of skin moisture and check skin conditions periodically. Although such works can be done by cosmeticians or dermatologist, skin moisture measuring devices are rarely used. Conventional skin moisture measuring devices are utilized at laboratories for research purpose only, because price of those devices are too expensive, and the devices are easily influenced by temperature and humidity changes, which requires to be kept at a constant temperature and humidity conditions.

[0006] The infrared spectroscopy and high frequency impedance method are widely used for conventional skin moisture measuring apparatus and method. The infrared spectroscopy is a direct moisture measuring method at certain wavelength range. As the measuring device utilizing the method is not only very expensive because it uses Fourier Transform infrared spectroscopy device using the total reflection absorption method, but also difficult to operate, it is rarely used for commercial purpose devices.

cial purpose devices.

[0007] Therefore, devices utilizing the high frequency impedance method have widely used so far. The devices are utilizing the fact that a large amount of electrolytes such as salts and amino acid are contained in the stratum corneum layer, the electrolytes make the surface of the skin electric conductive. Therefore, if the alternating current having a constant frequency is applied, electric conductance that is the reciprocal of the resistance that consists of impedance is measured, and the skin moisture is calculated from the electric conductivity that has dependency on the skin moisture.

[0008] However, the conventional skin moisture measuring method using the high frequency impedance method is easily affected by environmental conditions such as temperature or humidity changes, it does not provide the correct skin moisture value if external environmental conditions change. Moreover, the above method is influenced by the amount of electrolyte that the test skin contains, which is another problem of the skin moisture measuring method using the high frequency impedance method.

[0009] Moreover, the size of the conventional skin moisture measuring devices is too big and spacey, and it is too heavy to carry.

[0010] In accordance with various aspects, the present invention seeks to provide a method and apparatus for measuring skin moisture by using near infrared reflectance spectroscopy that is improved with respect to the conventional methods and apparatuses.

[0011] In one aspect, the present invention provides small sized portable skin measuring devices using near infrared reflectance spectroscopy, which is substantially uninfluenced by environmental conditions such as temperature and humidity changes.

[0012] In another aspect, the present invention provides a skin-measuring device that is fast and convenient to use.

[0013] These aspects may be accomplished with the methods and apparatus using Near infrared Reflectance Spectroscopy (NIRS).

[0014] A further aspect of the present invention provides a method for measuring skin moisture using near infrared reflectance spectroscopy.

[0015] Generally, a set of reference moisture value of a plurality of sample skin is measured with conventional skin moisture measuring device.

[0016] And then providing a set of standard calibration equation of the plurality of sample skin is processed as follows. Radiates near infrared on the plurality of sample skin, senses a set of near infrared reflectance spectra reflecting from the plurality of sample skin, divides the set of reflectance spectra into a calibration set and a validation set by using random selection, analyzes with multivariate regression the calibration set and the set of reference moisture value to produce a set of standard calibration equation of the plurality of sample skin, and then evaluates and corrects the set of standard calibration equation of the plurality of sample skin.

tion equations by using the validation set. Thereafter, the set of standard calibration equations is stored at a memory.

[0017] Next step is the process of measuring skin moisture by using near infrared reflectance spectroscopy with reference to the set of standard calibration equation stored at the memory. The process includes radiating near infrared on a test skin, sensing a near infrared reflectance spectrum reflecting from the test skin, and then introducing the near infrared reflectance spectrum from the test skin into the set of standard calibration equations stored at the memory to calculate the skin moisture of the test skin.

[0018] A yet further aspect of the present invention is an apparatus to measure skin moisture using near infrared reflectance spectroscopy comprising the means of storing a set of standard skin moisture calibration equation of the plurality of sample skin, radiating near infrared on a test skin, sensing a near infrared reflectance spectrum reflecting from the test skin, predicting the skin moisture of the test skin from the near infrared reflectance spectrum reflecting from the test skin and the set of standard calibration equation stored at the memory.

[0019] Fig 1 is a block diagram generally representing the configuration of the portable skin moisture measuring apparatus of an embodiment of the present invention, which is using near infrared reflectance spectroscopy.

[0020] Fig 2 is a block diagram generally representing the configuration of the chip-type spectrometer of the near infrared reflectance spectroscopy.

[0021] Fig 3 is a flowchart representing the process how to store a set of standard calibration equation at the memory of a portable skin moisture measuring apparatus, according to an embodiment of the present invention.

[0022] Fig. 4 depicts a set of near infrared reflectance spectra reflecting from the plurality of a sample skin.

[0023] Fig.5 depicts a set of the first derivative spectra of the Fig. 4 spectra

[0024] Fig.6 depicts a set of the second derivative spectra of the Fig. 4 spectra.

[0025] Fig. 7 depicts a set of multiplicative scatter corrected spectra of the Fig. 4 spectra.

[0026] Fig. 8 is a table of the result of calculating the spectra of Fig. 4, 5, 6 with PLSR

[0027] Fig. 9 depicts a scatter plot showing correlation between NIR calculated moisture value and reference moisture value.

[0028] Fig. 10 is a flowchart to measure skin moisture using portable near infrared reflectance spectroscopy.

[0029] Referring now to the Fig 1 and Fig 2, there is illustrated an apparatus for measuring skin moisture by using near infrared reflectance spectroscopy according to an embodiment of the present invention. Figure 1 is a block diagram of a portable skin moisture measuring apparatus using near infrared reflectance spectroscopy,

and fig. 2 is a block diagram of a chip type spectrometer applying to a portable skin moisture measuring apparatus.

[0030] Referring to fig. 1, the apparatus includes power supplier 100, tungsten halogen lamp 200, optical filter 300, optical cable 400, chip type spectrometer 500, amplifier, A/D converter 600, microcomputer 700, control panel 800 and LCD panel.

[0031] The power supplier 100 includes batteries (do not depicted) to provide 6 12 voltage to each element of the apparatus according to the control signal inputted.

[0032] The tungsten halogen lamp 200 is designed to generate near infrared of which wavelength ranges from 500 nanometers to 2000 nanometers upon receiving a control signal from the microcomputer and power from the power supplier 100.

[0033] The optical filter 300 is placed along the optical route of the tungsten halogen lamp 200 to focus the near infrared waves generated from the tungsten halogen lamp 200.

[0034] The optical cable 400 is formed to radiate near infrared on the test skin and to transmit the near infrared reflectance spectra to the spectrometer 500. The internal cable 410 of the optical cable 400 transmits near infrared radiated through the optical filter 300 to the test skin, and the external cable 420 transmits near infrared reflected from the skin to the spectrometer 500.

[0035] Referring to fig 2, the chip type spectrometer 500 is a reflectance light sensor. The spectrometer 500 includes a light incidence slot 501 through which the reflectance light is entered, a self-focusing grating 502 formed at a corresponding location to the light incidence slot 501 to divide and reflect the near infrared reflectance spectra radiated through the light incidence slot 501, and a photo diode array detector 503 formed at a corresponding location to the self-focusing grating 502 to sense the near infrared reflectance spectra of which wavelength ranges from 1100 to 1750 nanometer reflected from the self-focusing grating 502 at 10 nanometers interval along the photo diode array, and transform the sensed near infrared reflectance spectra into electric signal.

[0036] The amplifier is connected to the output of the photo diode array detector 503 of the spectrometer 500 to amplify the electric signal outputted from the spectrometer 500 to a voltage level higher than predetermined voltage according to the inputted control signal from the microcomputer 700.

[0037] The A/D converter 600 is formed to convert analog signal outputted from the amplifier to digital signal according to the control signal from the microcomputer 700.

[0038] The microcomputer 700 may control every function of the apparatus of the embodiment of the present invention. It is designed to control the tungsten halogen lamp 200 and chip type spectrometer 500 to generate near infrared when a measurer operates the function keys at the control panel 800 to measure skin

moisture. Moreover, the microcomputer 700 applies digital signal, which is outputted from the photo diode array detector 503 of the spectrometer 500 through the amplifier and the A/D converter 600, to the standard calibration equation stored at the memory 710 to calculate the skin moisture of the test skin, and displays the calculated skin moisture to the user. It is preferable to further comprise an interface 720 to transmit and receive data to and from the external devices.

[0039] Memory 710 is a Read Only Memory (RAM) where both the data for operating the system and the standard skin moisture calibration equation are stored.

[0040] The control panel 800 is composed of a plurality of digit keys, menu keys, and function keys to produce control signal, when user manipulates each key.

[0041] The LCD panel displays skin moisture and state of the system, reflecting the control signal.

[0042] Referring now to the Figure 3 to Figure 9, the method for measuring skin moisture by using near infrared reflectance spectroscopy in accordance with an embodiment of the present invention is illustrated.

[0043] Prior to explain function of an illustrative embodiment of the present invention, the near infrared reflectance spectroscopy is introduced briefly. The near infrared reflectance spectroscopy is a non-destructive test in which pre-treatment is rarely required. The NIR spectroscopy is using the absorption energy and combination bands of infrared absorption of vibration energy of -CH, -NH or -OH bands.

[0044] Though the near infrared was discovered by William Herschel on 1800, research was not progressed due to big noise and weak signal property. The instrument designed especially for operation in the near infrared have been commercially available since early 1960 as a result of the pioneering work of K. Norris applying a multivariate analysis to the complicated near infrared spectrum to analyze chemical solid object of agricultural products, and have since been the area of application broaden to not only foods, textile, petroleum chemicals and polymer, but also to medical industry. The near infrared reflectance spectroscopy minimizes the pretreatment to test object and enables a fast analysis. Moreover, it has merits in that it is nondestructive analysis measuring plural elements simultaneously and repeatedly on a real time basis.

[0045] As described in the above, the standard calibration equation of skin moisture measured from the plurality of sample skin is stored at the memory 710. The more detail description on the process of providing the standard calibration equation of skin moisture and storing the equation data at the memory is illustrated referring to Fig. 3 or Fig. 9.

[0046] Fig. 3 is a flowchart on the process how to store a set of standard calibration equation at the memory of a portable skin moisture measuring apparatus, according to an embodiment of the present invention. Fig 4 is a set of near infrared reflectance spectra reflecting from the plurality of sample skin. Fig. 5 is a set of first deriv-

ative spectra of the Fig. 4 spectra. Fig. 6 is a set of second derivative spectra of the Fig. 4 spectra. Fig. 7 is a set of multiplicative scatter corrected spectra of the Fig. 4 spectra. Fig. 8 is a table of the result of calculating the spectra of Fig. 4, 5, 6 with PLSR. Fig. 9 is a scatter plot showing correlation between NIR calculated moisture value and reference moisture value.

[0047] A preferred embodiment of the present invention is described with referring to Fig. 3. In the embodiment, the number of test people is 15, and 16 samples are taken from sample skin of each test people, particularly from the inside skin of the arm, by using Corneometer CM 825 that is a conventional moisture measuring device using electric conductivity, and produces in total of 240 reference moisture value of the plurality of sample skin (S100).

[0048] The near infrared is radiated to the 16 skin locations of each of the 15 test people by using near infrared reflectance spectroscopy to produce 240 near infrared reflectance spectra reflecting from the sample skin (S110). Wherein, the skin locations and the test people are same as those measured by Corneometer CM 825 described in the above. The Fig. 4 depicts a set of near infrared reflectance spectra reflecting from the plurality of sample skin. Fig. 4 shows a huge band between 1400 to 1500 nanometers, due to the first O-H overturn band of water.

[0049] As scattering effects of the reflectance spectra are different each other depending on location of the skin measured and test people, the reflectance spectra may be pretreated to reduce the effect (S120).

[0050] At an embodiment of the present invention, the sensed set of near infrared reflectance spectra reflecting from the plurality of sample skin may be pretreated by performing either first derivatives or second derivatives. The sensed set of near infrared reflectance spectra are the first derivative or second derivative, and the set of spectra derivative are shown at Fig.5 or Fig.6. Wherein, the segment and smooth of the first derivative may be 4 unit and 4 respectively, and segment and smooth of the second derivative may be 8 unit and 6 respectively.

[0051] At another embodiment of the present invention, the sensed set of near infrared reflectance spectra reflecting from the plurality of sample skin may be pretreated by performing a multiplicative scatter correction. The sensed set of near infrared reflectance spectra, which is multiplicative scatter corrected are shown at Fig.7.

[0052] According to the multiplicative scatter correction, the correlation between sensed each of reflectance spectra and average spectrum of near infrared reflecting from the plurality of sample skin is represented as Linear Regression Equation, from which segment a and gradient b are produced, then the sensed spectra are compensated by the segment a and gradient b as following equations.

$$x_k = a + b\bar{x}_k + e_k$$

$$x_{k,corrected} = (x_k - a)/b$$

[0053] Wherein, x_k is spectrum data at wavelength k , and \bar{x}_k is average spectrum of the sample set.

[0054] At another embodiment of the present invention, the sensed set of near infrared reflectance spectra reflecting from plurality of sample skin may be pretreated by multiplicative scatter correction and pretreated continuously by either first derivatives or second derivatives. The order of the pretreatment can be changed each other.

[0055] The next step is dividing the set of reflectance spectra into calibration set and validation set by using random selection, where each divided set has 120 spectra. At the embodiment that the set of reflectance spectra are pretreated, the pretreated set of reflectance spectra is divided into calibration set and validation set (S130).

[0056] The calibration set is used for producing a calibration equation, and the validation set is used for evaluating the calibration equation.

[0057] As shown step 140 of Fig. 3, the calibration set of reflectance spectra and the set of reference moisture value which was provided from the step 100 are analyzed by performing partial least squares regression (PLSR) which is one of the multivariate regressions so as to produce standard skin moisture calibration equation.

[0058] In the above embodiment, after the sensed set of near infrared reflection spectra are pretreated, the pretreated set is divided into calibration and validation set, then the pretreated calibration set and reference moisture value set are analyzed by multivariate regression to produce the standard skin moisture calibration equation. In another embodiment of the present invention, the pretreatment process may be done after the set of the near infrared reflection spectrum is divided into calibration set and validation set.

[0059] The set of standard skin moisture calibration equation, which is produced by using the multivariate regression, is evaluated by using the validation set divided at the step 130. The result of the evaluation is shown at the Fig. 8.

[0060] The Fig. 8 shows factors, Standard Error of Calibration (SEC), and Standard Error of Predictions (SEP) for three conditions depending on the pretreatment. The near infrared within the range of 1150 to 1650 nanometers wavelength is radiated to produce a set of reflectance spectra from the plurality of sample skin, then the set of reflectance spectra are calculated by using PLSR, the result of which is shown at the second row of the table of the Fig. 8. As described above, the set of reflectance spectra from the plurality of the sample skin may be pretreated before calculating by using

PLSR, the third row of the table shows the result of calculating the set of first derivative reflectance spectra by using PLSR, and the fourth row of the table shows the result of calculating the set of second derivative reflectance spectra using PLSR.

[0061] The factor shown at the table explains a variation of the spectra. The first factor explains more than 90 % of the total variation of the spectra. And the second factor, which is orthogonal to the first factor, explains the rest of the variation not explained by the first factor. And, consecutively, remaining factors explain the remaining variation not explained by the preceding factors. Substantially, the factors representing significant information, not signal noise, are selected for the calibration equation.

[0062] SEC means a standard error value calculated from the calibration set to evaluate the correct standard calibration when providing a standard calibration equation. SEP means a standard error value calculated from the validation set to evaluate whether the provided calibration equation is correct. Therefore, the smaller the difference between the reference skin moisture value measured by conventional skin moisture measuring device and the skin moisture value calculated by using the NIR spectroscopy, which is represented by SEC and SEP, the provided calibration equation becomes more correct.

[0063] According to the Fig. 8, the first derivative set of reflectance spectra calculated by using PLSR has the least error, which is represented by either SEC or SEP. Here, the SEC is 4.77 and the SEP is 5.59. Fig. 9 shows a scatter plot showing correlation between NIR calculated moisture value and reference moisture value. The NIR calculated moisture value means the predicted value by using the method of an embodiment of the present invention, and the reference moisture value means the measured value by using the conventional moisture-measuring device, the latter value was acquired at step 100. As the magnitude of the predicted value and the measured value are more similar each other, the predicted value is considered be more accurate.

[0064] The calculated standard skin moisture calibration equation is transformed to digital standard skin moisture calibration data, and the digital standard skin moisture calibration data is then stored at the memory (710), as shown at the step 160.

[0065] Fig. 10 is the flowchart illustrating process of measuring skin moisture by using near infrared reflectance spectroscopy of an embodiment of the present invention.

[0066] For measuring skin moisture of the test people, one end of the optical cable 400 is fixed on the optical filter 300, and other end of the optical cable 400 is fixed on the face or skin of the test people, and then, the control panel 800 is switched ON.

[0067] The near infrared generated from the tungsten halogen lamp 200 is focused by optical filter 300, then radiated to the skin of the test people through the optical

cable 400 (S200).

[0068] When the power is switched on, the microcomputer 700 produces a control signal to operate the photo diode array detector 503 of the spectrometer 500.

[0069] The near infrared generated from the tungsten halogen lamp 200 and radiated to the skin of the test people is reflected from the skin to generate reflectance spectrum, then the reflectance spectrum is radiated to the chip type spectrometer 500, and the chip type spectrometer 500 senses the reflectance spectrum at 10 nanometers interval along the photo diode array, then generates a electric signal depending on the amount of the reflectance spectrum, and finally outputted to the amplifier (S210).

[0070] The amplifier amplifies the inputted electric signal to the predetermined magnitude, and then the amplified signal is inputted to the A/D converter 600, which converts the analog signal outputted from the amplifier into digital signal according to the control signal from the microcomputer 700, and then outputs the converted digital signal to the microcomputer 700. The converted signal is introduced to the standard calibration data stored at the memory 710, and then the skin moisture is calculated from the standard calibration data. (S230).

[0071] In an embodiment of the present invention, the reflectance spectrum may be pretreated before being introduced to the standard calibration data. However, in another embodiment of the present invention, where no pretreatment was performed at the digital standard skin moisture calibration data producing process, no pretreatment is performed at the skin moisture measuring process.

[0072] The pretreatment performed at the pretreatment step (S220) should be the same as the pretreatment performed for producing the standard calibration data stored at the memory 710, as shown at the step 120. Therefore, in an embodiment of the present invention where pretreatment was performed when the standard calibration data was produced, the pretreatment step (S220) should be performed. As illustrated at the digital standard skin moisture calibration data producing process, the pretreatment includes either pre-determined order of derivative or multiplicative scatter correction, or both. Whereas, in another embodiment of the present invention where no pretreatment was performed when the standard calibration data was produced, the pretreatment step (S220) is not performed at the skin moisture measuring process.

[0073] The measured skin moisture is displayed on an LCD panel. And in another embodiment of present invention, the measured skin moisture is printed out by a printing device. The microcomputer 700 is connected to the LCD panel of the printing device through the interface part 72. A type of skin, such as VERY DRY, DRY or SUFFICIENT may be displayed on the LCD panel, the type is determined depending on the density of skin moisture.

[0074] As described in the above, embodiments of the present invention provide skin moisture measuring method and apparatus which is repetitive and stable against the variation of temperature or humidity. Moreover, the measuring apparatus provided by embodiments of the present invention can be small enough to be conveniently carried. Therefore, it enables to measure skin moisture at any time and at any place.

[0075] Obviously, the numerous modifications and variations of the present invention are possible in light of the above teachings. It is therefore to be understood that within the scope of the attached claims, the invention may be practised otherwise than as specifically described herein.

[0076] Insofar as embodiments of the invention described above are implementable, at least in part, using a software-controlled programmable processing device such as a Digital Signal Processor, microprocessor, other processing devices, data processing apparatus or computer system, it will be appreciated that a computer program for configuring a programmable device, apparatus or system to implement the foregoing described methods is envisaged as an aspect of the present invention. The computer program may be embodied as source code and undergo compilation for implementation on a processing device, apparatus or system, or may be embodied as object code, for example. The skilled person would readily understand that the term computer in its most general sense encompasses programmable devices such as referred to above, and data processing apparatus and computer systems.

[0077] Suitably, the computer program is stored on a carrier medium in machine or device readable form, for example in solid-state memory or magnetic memory such as disc or tape and the processing device utilises the program or a part thereof to configure it for operation. The computer program may be supplied from a remote source embodied in a communications medium such as an electronic signal, radio frequency carrier wave or optical carrier wave. Such carrier media are also envisaged as aspects of the present invention.

[0078] The scope of the present disclosure includes any novel feature or combination of features disclosed therein either explicitly or implicitly or any generalisation thereof irrespective of whether or not it relates to the claimed invention or mitigates any or all of the problems addressed by the present invention. The applicant hereby gives notice that new claims may be formulated to such features during the prosecution of this application or of any such further application derived therefrom. In particular, with reference to the appended claims, features from dependent claims may be combined with those of the independent claims and features from respective independent claims may be combined in any appropriate manner and not merely in the specific combinations enumerated in the claims.

Claims

1. A method for measuring skin moisture using near infrared reflectance spectroscopy, comprising the steps of:

Outputting a set of reference moisture value on a plurality sample skin using skin moisture measuring;
 radiating near infrared on the plurality of sample skin;
 sensing a set of near infrared reflectance spectra reflecting from the plurality of sample skin;
 dividing the set of reflectance spectra into a calibration set and a validation set using random selection;
 analyzing with multivariate regression the calibration set and the set of reference moisture value to produce a set of standard calibration equation of the plurality of sample skin;
 evaluating and correcting the set of standard calibration equations using the validation set;
 storing the set of standard calibration equations at a memory;
 radiating near infrared on a test skin;
 sensing a near infrared reflectance spectrum reflecting from the test skin;
 predicting the skin moisture of the test skin from the near infrared reflectance spectrum reflecting from the test skin and the set of standard calibration equations at a memory.

2. A method as claimed in claim 1, further comprising the step of;

pre-treating the sensed near infrared reflectance spectrum reflecting from either the plurality of sample skin or the test skin with either pre-determined order of derivative or multiplicative scatter correction, or both.

3. A method as claimed in claim 2, wherein the pre-determined order of derivative is performing either first derivative or second derivative.

4. A method as claimed in claim 3, wherein the segment and smooth of the first derivative are 4 unit and 4 respectively, and segment and smooth of the second derivative are 8 unit and 6 respectively.

5. A method as claimed in claim 1 or 2, further comprising the steps of:

displaying the calculated skin moisture of the test skin with display screen.

6. A method as claimed in claim 1 or 2, further comprising the step of:

printing the calculated skin moisture of the test skin.

7. A method as claimed in claim 1, wherein the multivariate regression is performed with Partial Least Squares Regression.

8. An apparatus for measuring skin moisture by using near infrared reflectance spectroscopy, comprising the means of:

storing a set of standard skin moisture calibration digital equation of the plurality of sample skin;
 radiating near infrared on a test skin;
 sensing a near infrared reflectance spectrum reflecting from the test skin;
 predicting the skin moisture of the test skin from the near infrared reflectance spectrum reflecting from the test skin and the set of standard calibration equation stored at the memory.

9. An apparatus as claimed in claim 8, further comprising the means of:

pretreating the sensed near infrared reflectance spectrum reflecting from the test skin with either pre-determined order of derivative or multiplicative scatter correction, or both.

10. An apparatus as claimed in claim 8 or 9, further comprising the means of displaying the calculated skin moisture of the test skin with display screen.

11. An apparatus as claimed in claim 8 or 9, further comprising the means of printing the calculated skin moisture of the test skin.

12. A method for measuring skin moisture using infrared reflectance spectroscopy, comprising irradiating a test sample of skin with infrared radiation;

sensing an infrared reflectance spectrum reflected from the test sample; and
 comparing the reflectance spectrum with a set of standard calibration equations to determine the skin moisture of the test sample.

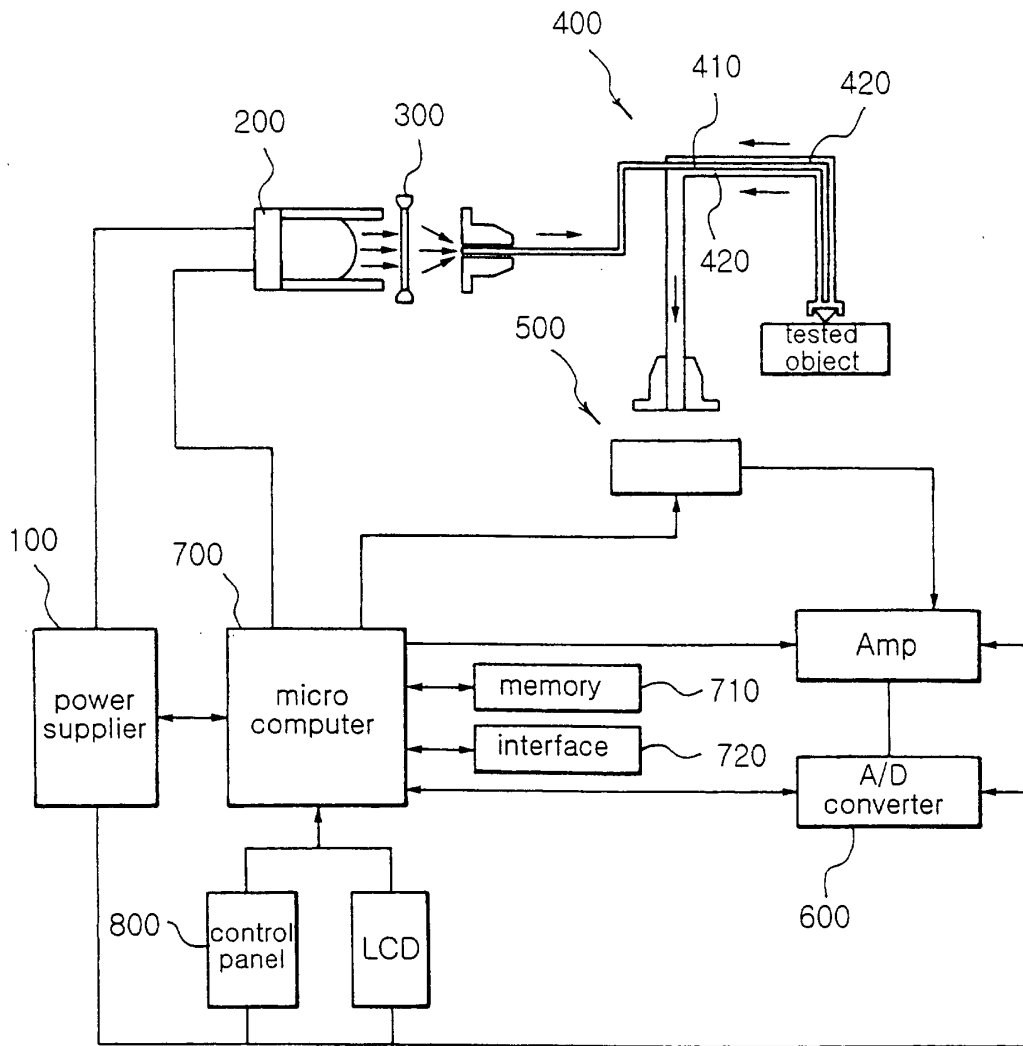


FIG. 1

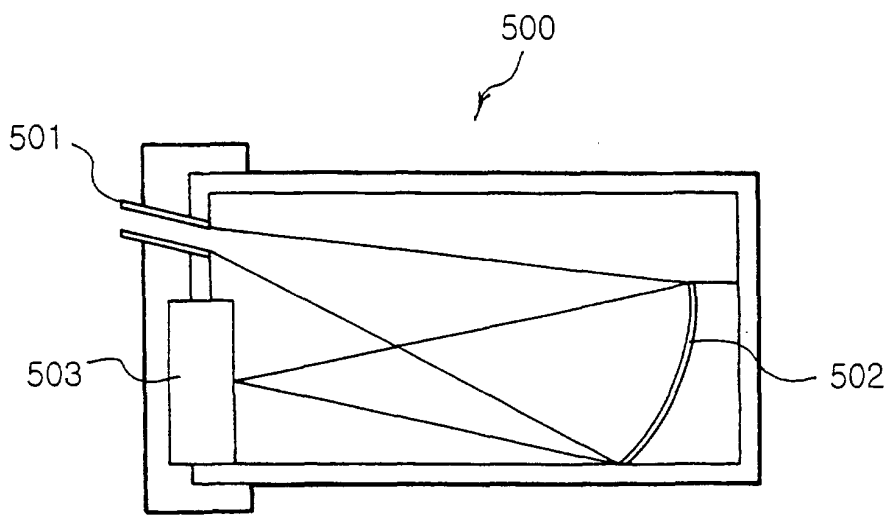


FIG. 2

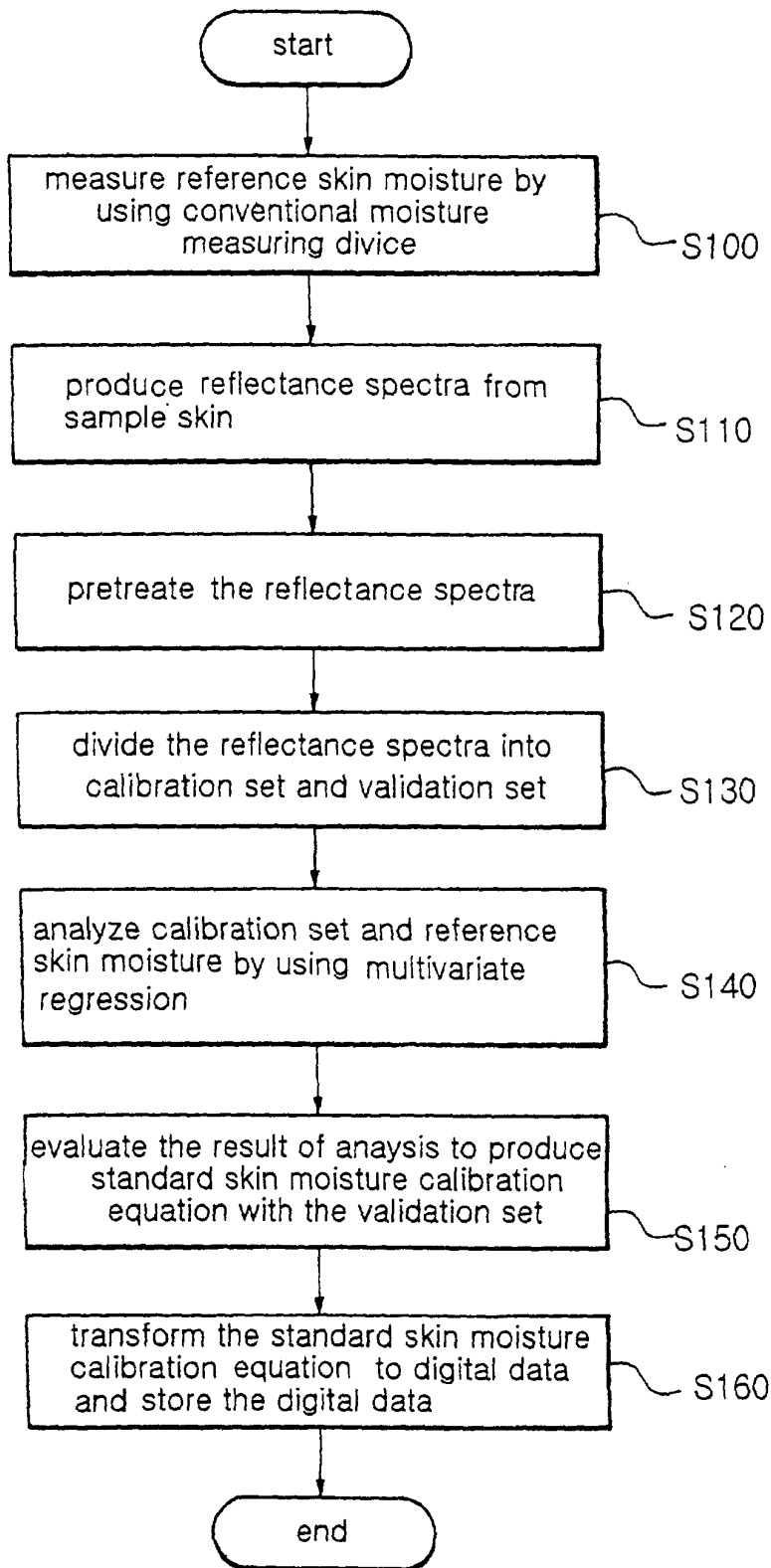


FIG. 3

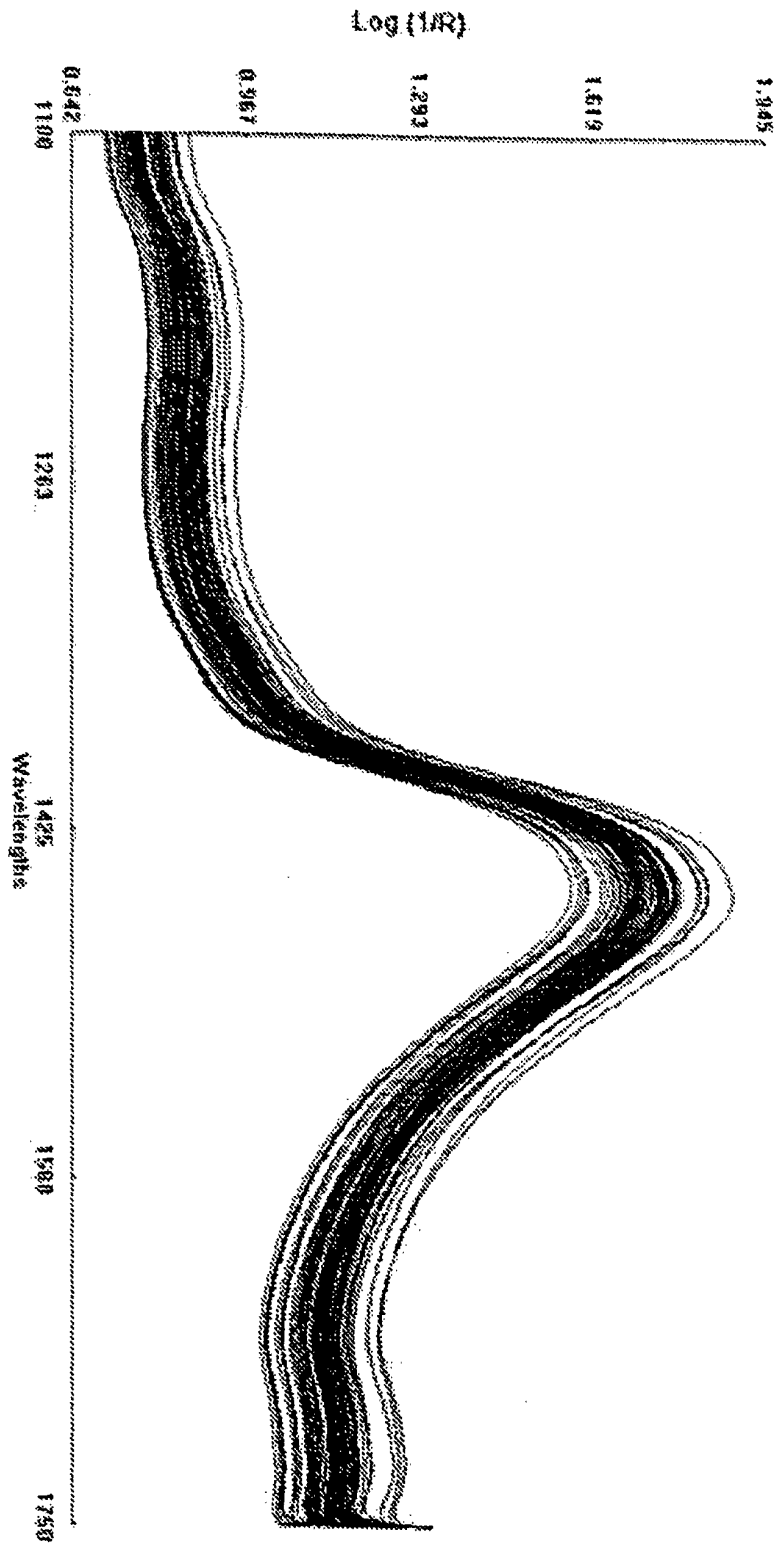


FIG. 4

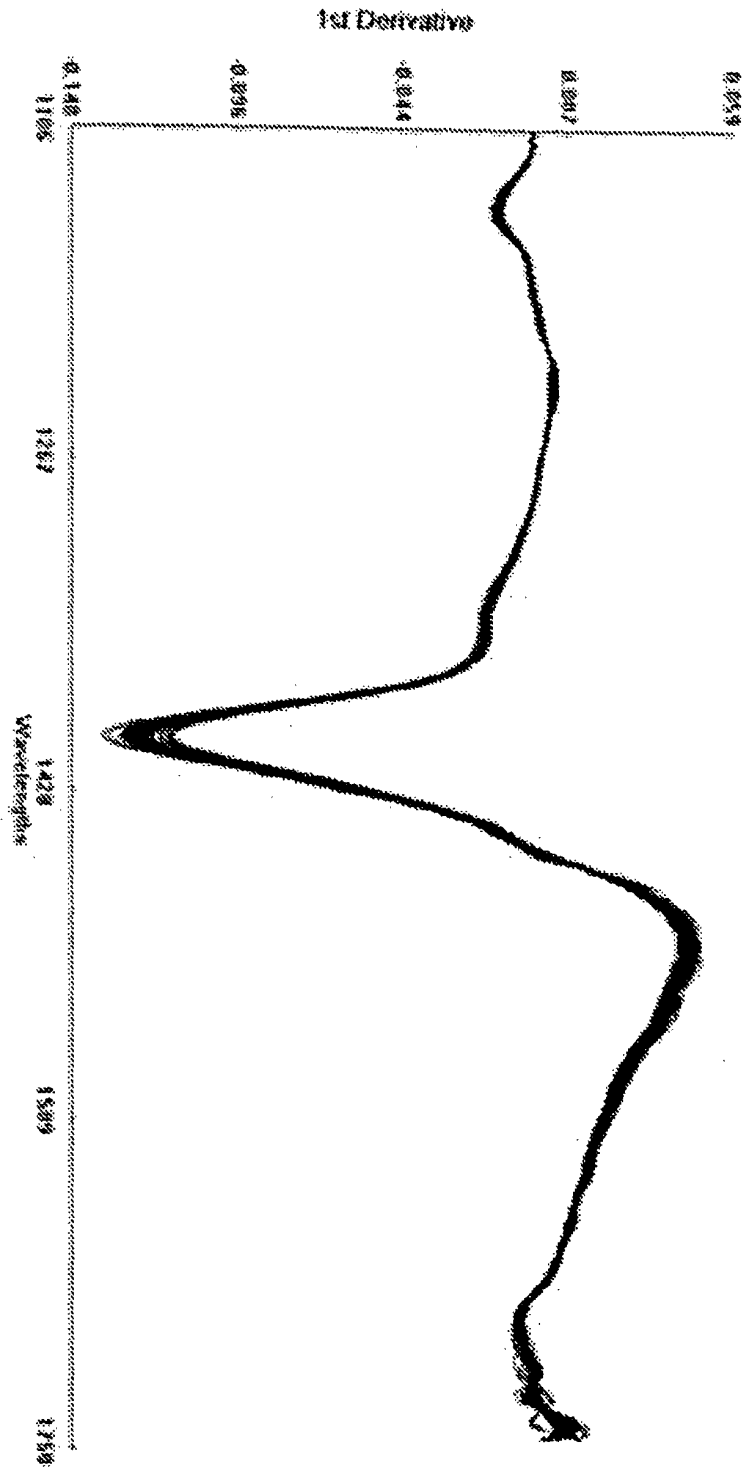


FIG. 5

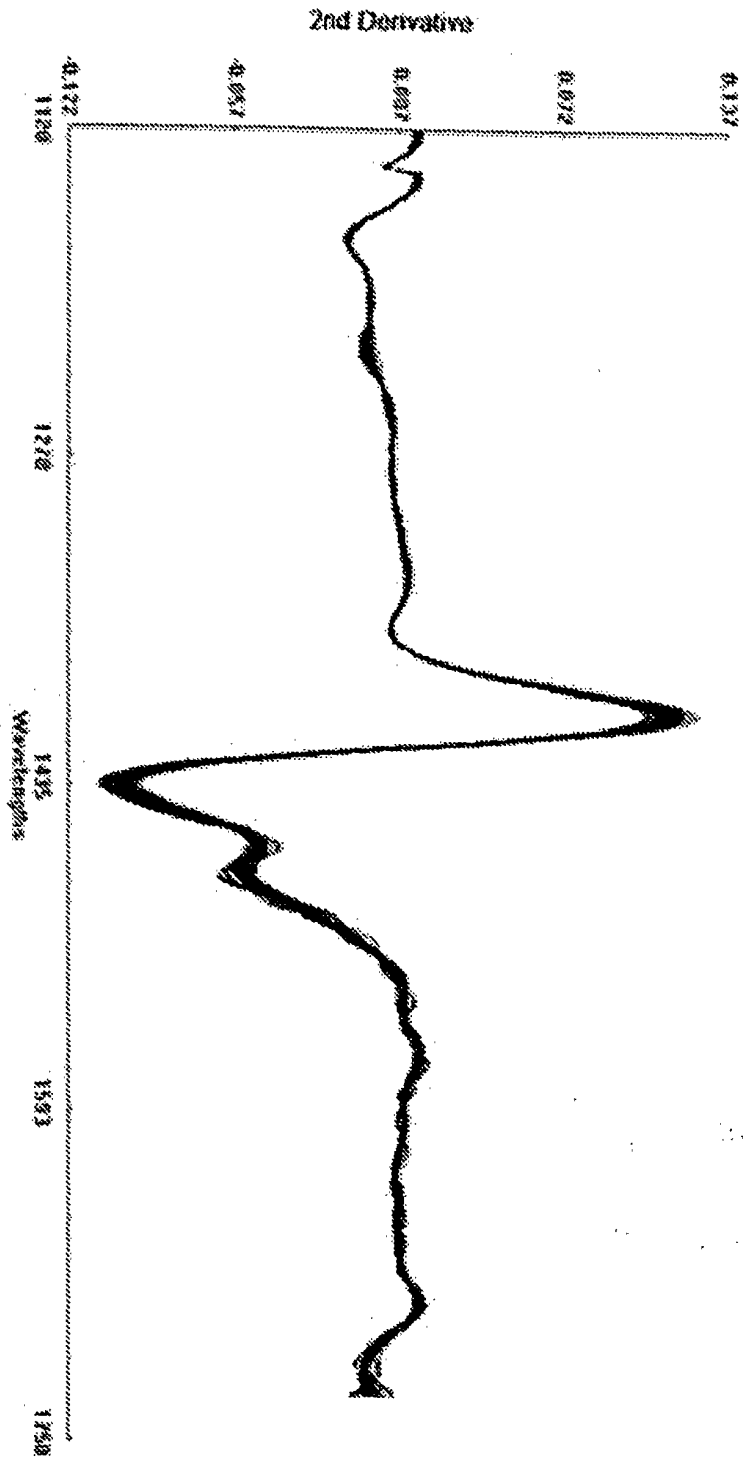


FIG. 6

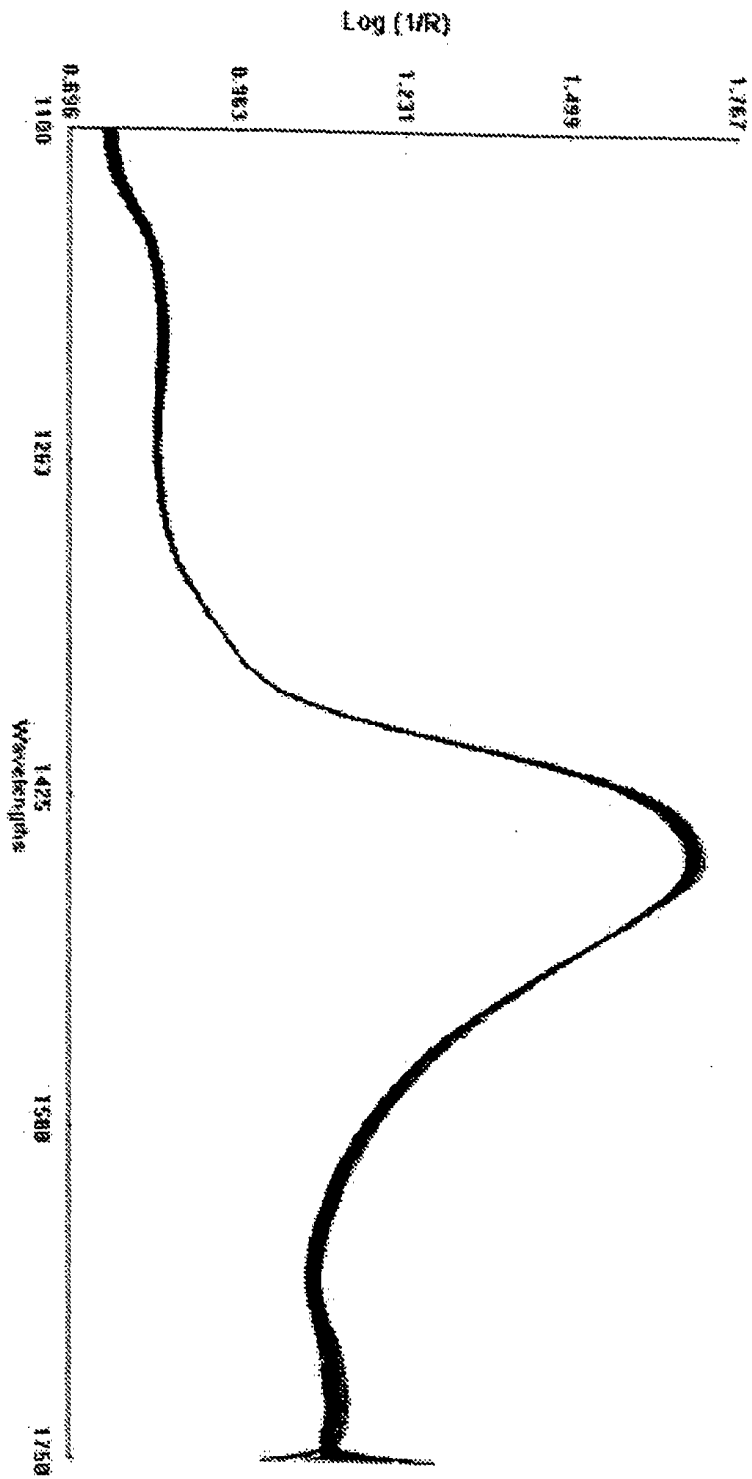


FIG. 7

pretreatment	FACTOR	S E C	S E P
no pretreatment	7	5.18	5.86
first order derivative	6	4.77	5.59
second order derivative	6	4.60	6.06

FIG. 8

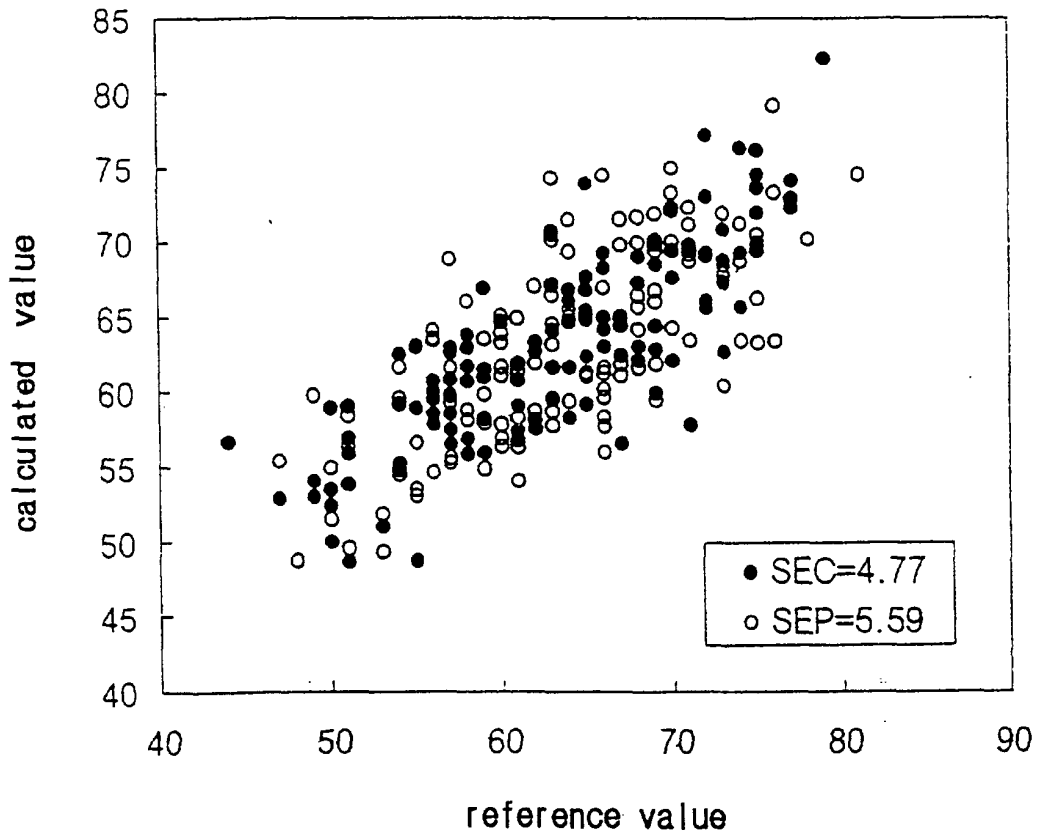


FIG. 9

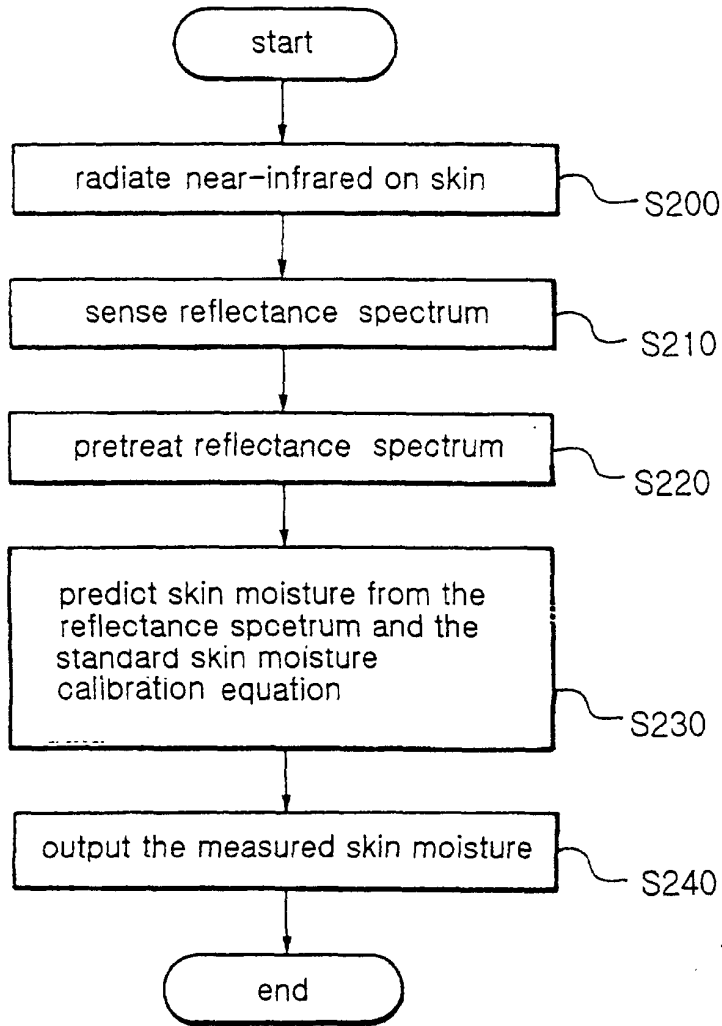


FIG. 10

专利名称(译)	用于测量皮肤水分的方法和设备		
公开(公告)号	EP1184663A2	公开(公告)日	2002-03-06
申请号	EP2000308664	申请日	2000-10-03
[标]申请(专利权)人(译)	SPECTRON TECH		
申请(专利权)人(译)	Spectron科技有限公司		
当前申请(专利权)人(译)	Spectron科技有限公司		
[标]发明人	WOO YOUNG AH KIM HYO JIN KIM MYUNG YUN		
发明人	WOO, YOUNG AH KIM, HYO JIN KIM, MYUNG YUN		
IPC分类号	A61B10/00 A61B5/00 A61B5/103 G01N21/27 G01N21/3554 G01N21/35		
CPC分类号	A61B5/441 A61B5/0075 A61B5/4875 A61B5/7257 G01N21/3554 G01N21/3559		
优先权	1020000051489 2000-09-01 KR		
其他公开文献	EP1184663A3		
外部链接	Espacenet		

摘要(译)

用传统的皮肤水分测量装置测量多个样品皮肤的一组参考水分值。然后，通过使用多元回归计算一组测量的校准反射光谱和参考水分值组，提供一组标准校准方程，并将其存储在存储器中。接下来的步骤是参考存储在存储器中的一组标准校准方程来测量测试皮肤的皮肤水分。通过使用近红外反射光谱系统，利用便携式皮肤水分测量装置在测试皮肤上辐射近红外并感测一组反射光谱，无论温度或湿度如何变化，都可以以可重复且稳定的方式测量皮肤水分。外部环境。

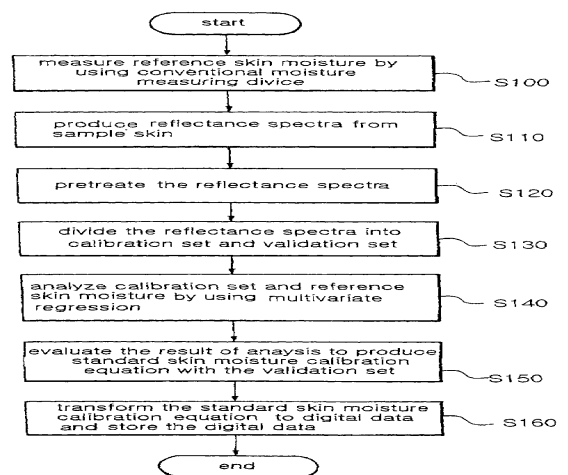


FIG. 3