

(19) World Intellectual Property Organization
International Bureau



(43) International Publication Date
14 April 2011 (14.04.2011)

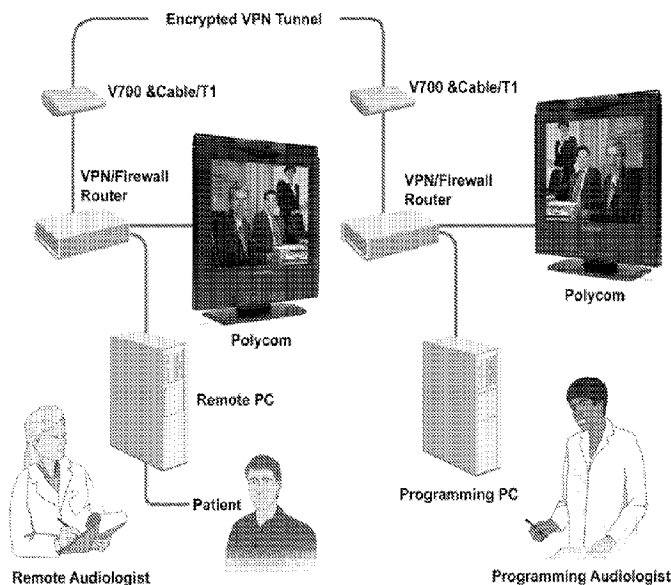
(10) International Publication Number
WO 2011/044399 A2

- (51) International Patent Classification:
G06Q 50/00 (2006.01) H04L 12/12 (2006.01)
G06F 21/22 (2006.01)
- (21) International Application Number:
PCT/US2010/051877
- (22) International Filing Date:
7 October 2010 (07.10.2010)
- (25) Filing Language: English
- (26) Publication Language: English
- (30) Priority Data:
61/249,546 7 October 2009 (07.10.2009) US
61/302,126 6 February 2010 (06.02.2010) US
- (72) Inventor; and
- (71) Applicant : MCELVEEN, John, T. [US/US]; 3100 Du-
raleigh Road, Suite 300, Raleigh, NC 27612 (US).
- (74) Agent: HULTQUIST, Steven, J.; Intellectual Property
Technology Law, P.O. Box 14329, Research Triangle
Park, NC 27709 (US).

- (81) Designated States (unless otherwise indicated, for every
kind of national protection available): AE, AG, AL, AM,
AO, AT, AU, AZ, BA, BB, BG, BH, BR, BW, BY, BZ,
CA, CH, CL, CN, CO, CR, CU, CZ, DE, DK, DM, DO,
DZ, EC, EE, EG, ES, FI, GB, GD, GE, GH, GM, GT,
HN, HR, HU, ID, IL, IN, IS, JP, KE, KG, KM, KN, KP,
KR, KZ, LA, LC, LK, LR, LS, LT, LU, LY, MA, MD,
ME, MG, MK, MN, MW, MX, MY, MZ, NA, NG, NI,
NO, NZ, OM, PE, PG, PH, PL, PT, RO, RS, RU, SC, SD,
SE, SG, SK, SL, SM, ST, SV, SY, TH, TJ, TM, TN, TR,
TT, TZ, UA, UG, US, UZ, VC, VN, ZA, ZM, ZW.
- (84) Designated States (unless otherwise indicated, for every
kind of regional protection available): ARIPO (BW, GH,
GM, KE, LR, LS, MW, MZ, NA, SD, SL, SZ, TZ, UG,
ZM, ZW), Eurasian (AM, AZ, BY, KG, KZ, MD, RU, TJ,
TM), European (AL, AT, BE, BG, CH, CY, CZ, DE, DK,
EE, ES, FI, FR, GB, GR, HR, HU, IE, IS, IT, LT, LU,
LV, MC, MK, MT, NL, NO, PL, PT, RO, RS, SE, SI, SK,
SM, TR), OAPI (BF, BJ, CF, CG, CI, CM, GA, GN, GQ,
GW, ML, MR, NE, SN, TD, TG).

[Continued on next page]

(54) Title: SYSTEM FOR REMOTE MONITORING AND MODULATION OF MEDICAL APPARATUS



(57) Abstract: A system for remotely programming a programmable medical apparatus, comprising a digital interactive communications network including an encrypted VPN tunnel interconnecting respective computers and video conferencing devices at a programming site and a remote programmed site, with VNC linkage of the interconnected computers, wherein the computers are arranged for programming the programmable apparatus from the programming site, with at least 1 megabit/second connection in both directions of interconnection, whereby audio and video signals are synchronized for the programming the programmable apparatus.

FIG. 1

WO 2011/044399 A2

Published:

- *without international search report and to be republished upon receipt of that report (Rule 48.2(g))*

SYSTEM FOR REMOTE MONITORING AND MODULATION OF MEDICAL APPARATUS

CROSS-REFERENCE TO RELATED APPLICATIONS

[0001] The benefit of priority of U.S. Provisional Patent Application 61/249,546, filed October 7, 2009 in the name of John T. McElveen, Jr. for "SYSTEM FOR REMOTE MONITORING AND MODULATION OF COCHLEAR IMPLANTS," and the benefit of priority of U.S. Provisional Patent Application 61/302,126, filed February 6, 2010 in the name of John T. McElveen, Jr. for "SYSTEM FOR REMOTE MONITORING AND MODULATION OF COCHLEAR IMPLANTS," are hereby claimed under the provisions of 35 USC 119(e). The disclosures of said U.S. Provisional Patent Applications 61/249,546 and 61/302,126 are hereby incorporated herein by reference, in their respective entireties, for all purposes.

FIELD OF THE INVENTION

[0002] The present invention relates to a system and method for remotely monitoring and modulating programmable medical apparatus, e.g., programmable audiological medical devices such as cochlear implants and other programmable hearing devices, utilizing an interactive communications network such as the Internet.

BACKGROUND

[0003] Since its inception in the late 1960s and early 1970s, telemedicine has continued to evolve as an acceptable and effective modality for therapeutic intervention. The initial era of broadcasting or posting non-integrated audio and visual data has given way to digitization and simultaneous transmission of interleaved audio and video data streams delivered at higher speeds over private networks (Bashshur, R., Telemedicine and Health Care, Telemed J E Health 2002; 8: 5-12). This in turn has led to lower cost and even faster transmission implementations of telemedicine utilizing interactive global communication networks such as the Internet.

[0004] The present invention utilizes the potential of such high speed, high bandwidth interactive global communications networks for remotely monitoring and modulating programmable medical apparatus, including programmable audiological medical devices such as

cochlear implants, in-ear hearing aids, bone conduction hearing aids, implantable hearing aids, auditory feedback speech therapy devices, voice-activated medical apparatus, and the like. In a wide variety of applications, the invention achieves a substantial advance in the art, by markedly enhancing the performance and patient experience of medical apparatus.

SUMMARY

[0005] The present disclosure relates to apparatus and method for remotely monitoring and modulating programmable medical apparatus.

[0006] In one aspect, the disclosure relates to a system for remotely programming a programmable medical apparatus, comprising a user location attendable by a user of the programmable medical apparatus, and a remote programming location that is communicationally coupled to the remote programming location by an interactive communication capability by which the remote programming location can communicatively program the programmable medical apparatus.

[0007] The disclosure in another aspect relates to a system for remotely programming a programmable medical apparatus, comprising a digital interactive communications network including an encrypted VPN tunnel interconnecting respective computers and video conferencing devices at a programming site and a remote programmed site, with VNC linkage of the interconnected computers, wherein said computers are arranged for programming the programmable apparatus from the programming site, with at least 1 megabit/second connection in both directions of interconnection, whereby audio and video signals are synchronized for the programming the programmable apparatus, e.g., cochlear implants, in-ear hearing aids, bone conduction hearing aids, implantable hearing aids, auditory feedback speech therapy devices, voice-activated medical apparatus, and the like.

[0008] A further aspect of the disclosure relates to a method for remotely programming a programmable medical apparatus, comprising use of the system as described above.

[0009] In another, specific aspect, the disclosure relates to a system for remotely programming a cochlear implant, comprising a digital interactive communications network including an encrypted VPN tunnel interconnecting respective computers and video conferencing devices at a programming audiologist site and a remote audiologist patient site, with VNC linkage of the interconnected computers, wherein said computers are arranged for programming the cochlear implant from the programming audiologist site, with at least 1 megabit/second

connection in both directions of interconnection, whereby audio and video signals are synchronized for the programming the cochlear implant.

[0010] In another aspect, the disclosure relates to a method for remotely programming a cochlear implant, comprising use of the system as described above.

[0011] Other aspects, features and embodiments of the disclosure will be more fully apparent from the ensuing description and appended claims.

BRIEF DESCRIPTION OF THE DRAWINGS

[0012] FIG. 1 is a schematic representation of a remote programming system for remote audiological monitoring and programmatic control of a cochlear implant in a human patient, according to one embodiment of the disclosure.

[0013] FIGS. 2A, 2B and 2C are graphs showing preoperative and postoperative audiological results, comparing remotely programmed cochlear implant patients in Greenville, South Carolina, USA with a similar group of locally programmed cochlear implant patients in Raleigh, North Carolina, USA.

[0014] FIG. 3 is a graphical depiction of a map of the United States, showing a current distribution of cochlear implant audiologists in the United States.

DETAILED DESCRIPTION

[0015] The present disclosure relates to a system and method for remote programming of medical apparatus.

[0016] While the disclosure is set out hereinafter primarily in application to cochlear implants in human patients, as illustrative of various medical apparatus with which the invention can be usefully implemented, it will be recognized that the utility of the invention extends to and encompasses a wide variety of apparatus whose monitoring, calibration and operation are amenable to remote intervention as herein generally described.

[0017] Such apparatus and devices include, without limitation, cochlear implants, in-ear hearing aids, bone conduction hearing aids, implantable hearing aids, auditory feedback speech therapy devices, such as the choral feedback systems of U.S. Patent Nos. 5,961,443; 6,754,632; 7,031,922; and 7,591,779, voice-activated medical apparatus, and the like.

[0018] The disclosure will now be directed to an illustrative implementation to cochlear implants.

[0019] The invention in such illustrative cochlear implant implementation may be configured in a variety of arrangements, utilizing specifically programmed computers and specialized videoconferencing equipment installations at respective locations of a programming audiologist (programming location) and a remote patient (patient location). The invention thereby affords cochlear implant centers with a means to access patients who may otherwise be unable or unwilling to travel to the cochlear implant center for programming or mapping of their cochlear implant devices.

[0020] The system and method of the invention enable efficient programming of cochlear implants, in a safe and economic manner that ensures patient privacy and real-time access with minimal signal transmission and reception issues.

[0021] The invention in one implementation utilizes a remote programming arrangement in which the Internet or other interactive global communication network is employed to access a remote desktop computer for programming, and for sending and receiving synchronized, minimally delayed audio/visual signals. The system is programmatically arranged to insulate the cochlear implant patient from a corrupt signal or electrical surge during the cochlear implant mapping process. A desktop computer is provided, programmed with cochlear implant programming software, to generate a signal from the remote computer to the patient's cochlear implant.

[0022] In order to avoid signal issues due to electrical surges, all equipment utilized in programming cochlear implant patients in accordance with the invention, including routers and Internet switches, is desirably grounded, connected to surge protection equipment, and provided with battery backup.

[0023] For the purpose of ensuring patient confidentiality, and complying with the Health Insurance Portability and Accountability Act (HIPPA) of 1996 governing remote programming techniques that interface with the public Internet and involve electronic transmission of protected health information, all data transmitted in the operation of the system is encrypted and sent in a special format safeguarding information. The data may be secured by establishing a virtual private network (VPN) between the cochlear implant patient remote site and the cochlear implant center programming site. Such VPN creates an encrypted "tunnel" (transmission path) through which all data flowing between the remote patient site and local programming site are secure.

[0024] Although HIPPA –compliant encrypted communications are contemplated to comply with applicable regulatory requirements, it is recognized that non-encrypted communications may be employed in various implementations of the invention.

[0025] Once the VPN link between the two sites is established, the cochlear implant audiologist at the local programming site assumes control of the remote computer using a Virtual Network Computing (VNC) programming software package. VNC is a graphical desktop sharing application using RFB protocol for remote control of another computer, which transmits keyboard and mouse data from one computer to another, and receives graphical screen feedback from such other computer, over any suitable interactive communications that work, such as the Internet. Since VNC is platform-independent, the local programming site and remote patient site may utilize computers employing different operating systems.

[0026] Thus, establishment of the VPN link between the remote patient site and local programming site enables a cochlear implant audiologist at the local site to take control of the remote computer using the VNC application, while letting both sites simultaneously view the computer screen and video link. The remote site may include presence of a non-implant audiologist to effectuate the programming of the cochlear implant device in the patient.

[0027] Simultaneous viewing of the computer screen via the cochlear implant audiologist and the non-implant audiologist is thereby accommodated. This has two benefits. If there are any communication errors or problems with the remote programming procedure, the remote non-implant audiologist attending the patient can immediately take control of the programming computer. In addition, the simultaneous viewing enables training of the non-implant audiologist to be carried out, since the audiologist at the remote patient site is able to view the programming technique utilized by the cochlear implant audiologist at the local programming site.

[0028] The system is arranged so that the audio and visual signals between the respective sites are synchronized and minimally delayed. It is generally undesirable to operate the audio, video and computer programming software simultaneously via the computer, since delays in signal transition may become unacceptable. Hearing impaired patients rely, in part, on lip reading, and synchronization of the audio and video signal is therefore particularly important.

[0029] Consequently, the system preferably uses a videophone system that bundles both audio and video signals so that both signals are synchronized with one another. Because the videophones transmit information via the Internet, the VPN used to transmit this data provides a secure arrangement protecting the data and privacy of the patient. Any suitable videophone system can be employed. Commercially available videophone systems that may be satisfactorily utilized in the practice of the present invention include the D-Link i2eye Broadband Desktop Videophone (DVC 2000), and the Polycom[®] V700[™] video conferencing system.

[0030] The human eye perceives real-time, smooth motion as 30 frames per second (fps). Transmission at this speed requires a large bandwidth, which is not cost effective. To

compensate, computers compress the signal at the origin and decompress it at the receiving site. If the video and audio compression is being performed on the same computer, it competes with the computer's other applications, and thus videophones are preferred in the practice of the present invention. The audio and video information on the videophone runs independently and does not compete with the applications running on the cochlear implant computer.

[0031] It is desired that the image resolution on the videophone provide smooth motion visualization, with good field of view characteristics.

[0032] The aforementioned Polycom® V700™ video conferencing system uses a bandwidth of 768 kilobits/sec (kbps) and interleaves video and audio streams, providing synchronized delivery. Such bandwidth (768 kbps) is consistent with most small business Internet connection speeds. The Polycom® V700™ device also has its own IP address, which allows routers/switches to prioritize such device over other network devices. The Polycom® V700™ video conferencing device requires 768 kbps in both directions for optimal performance, and can use a T1 line or other suitable connection.

[0033] In utilizing the interconnected computers and video conferencing equipment, good "site to site" connection is desirable to minimize signal delay and enhance audio/visual quality. Internet connections are adequate to satisfy such operational parameters. A commercial grade Internet connection should be used by both remote and local sites when performing remote programming, such as the T1 line above mentioned. A consistent 1 megabit/sec connection in both directions is the minimum required for high performance.

[0034] In order to check for lost packets or long network delays that would otherwise adversely affect the audio/video signal between the remote and local sites, suitable software, e.g., PingPlotter (Messoft, LLC) may be employed. PingPlotter is a network troubleshooting tool for Windows® that uses a combination of "tracerrout", "ping", and "whois" to demonstrate the "hops" on the Internet the signal packets are taking, and the length of time required. It may be preferred to utilize the same Internet service provider (ISP) for the local and remote sites, in order to better ensure that transmitted data packets stay on the ISP's "back-bone". This minimizes the number of "hops" and provides better and more consistent transmission times.

[0035] In tests of the inventive remote programming system, patients appeared to genuinely appreciate the convenience of having their cochlear implant placed and programmed locally (at the patient site remote from the cochlear implant audiologist site). In a specific test, involving patients whose devices were remotely programmed in Greenville, South Carolina and locally in Raleigh, North Carolina, no significant differences were found between the respective location cohorts in the scores for the HINT sentence test or the CNC word test. These results show the

equivalence of fitting cochlear implants locally or remotely, with proper equipment, communication links, and safeguards.

[0036] Thus, the present invention enables remote programming of cochlear implant patients using the Internet or other interactive data communications networks. The empirical tests of the invention demonstrate that patients programmed remotely have done as well as locally programmed patients. It therefore is possible to conduct surgical procedures and cochlear implant mapping in remote locations, and to subsequently program implants remotely via Internet data, voice and video transmission, with or without the assistance of an audiologist or other caregiver at the patient site. The invention enables effective and high quality cochlear implant mapping and programming to be performed remotely at satellite clinics via an Internet or other digital interactive data/voice/video communication networks. The invention also contemplates the establishment of remote sites that are arranged for self-testing with little or no technical medical assistance being required, such as sites at which an audiologist and/or other medical personnel are replaced with automated systems that are interactive with the patient and the remote monitoring and control site. In still other embodiments, the monitoring and calibration operations may be effected by a mobile monitoring and calibration assembly, which may be fixed or motive in character, such as a vehicular platform that is driven or trailered to a specific location, e.g., an urban area, a remote area, or a location having a suitable communications node, and operated using interactive networks, wireless communications such as a wireless telephony network for smart phone usage, satellite communications, or other communication modalities.

[0037] It will also be appreciated that the invention is susceptible of implementation. In embodiments in which synchronized audio and video signals are non-essential to the programming of the programmable medical apparatus, and in which non-synchronized audio signals can be used, or in which optoelectronic signal transmission can be utilized for the remote programming, or in which other signal transmission modalities may be employed to effect the programming operation.

[0038] Thus, the invention may be practiced to carry out remote programming with or without a VPN, and with or without audio and visual signal synchronization, such as by use of interconnected computers at the respective patient and monitoring sites.

[0039] The invention contemplates application using in vivo monitoring or ex vivo monitoring programmable devices that are susceptible to remote or otherwise automated programming, including calibration and adjustment, such as by running selected or automated testing routines providing input to a monitoring module that responsively reprograms the device, to ensure enhanced operational capability of such device. The testing routines may be of a routine

maintenance character, or may be selected by the patient, central processor, or medical personnel to determine whether operation of the programmable devices within allowable tolerances, or alternatively, such device requires adjustment, recalibration or the like.

[0040] Programmable devices to which the system and method of the present invention can be applied include, without limitation, audiological equipment, pacemakers, intelligent prosthetics, neural prostheses of a programmable character, hearing aids, implantable pumps, e.g., for insulin administration, deep brain stimulation apparatus, swallowable monitoring and diagnostic capsules containing programmable devices, other programmable interfaces utilized in therapeutic intervention for treatment of human or veterinary subjects, health status monitors, e.g., devices transmitting telemetry data out of a human or animal body, and any other programmable medical, therapeutic, or diagnostic device.

[0041] The invention may be practiced with any appropriate modes of communication between the remote monitoring site and the patient site, and as mentioned, devices can be remotely programmed over the Internet, or via other interactive communications networks, with or without virtual private network (VPN) and/or encryption of communications.

[0042] The features and advantages of the invention are more fully shown by the following non-limiting example.

[0043] EXAMPLE

[0044] An experimental satellite cochlear implant program was established in Greenville, S.C., over 250 miles from a tertiary cochlear implant center in Raleigh, NC. Medical and audiology licenses to practice in South Carolina were obtained by the implant surgeon and the cochlear implant audiologist.

[0045] Both sites were equipped with a desktop computer and commercially approved cochlear implant programming hardware and software. The following additional layer of hardware and software technology was also installed to enable the remote programming capability: (a) a commercial grade Internet connection was installed in both locations; (b) for security concerns, routers with Virtual Private Network (VPN) capabilities (Netgear[®] ProSafe VPN Firewall Model FVS 318, San Jose, CA.) were installed to provide secure communication between sites; (c) Virtual Network Computing (VNC) remote desktop software was installed and configured at both sites, allowing the computer in Raleigh to control the desktop in Greenville, SC; and (d) a commercial video conferencing system, the Polycom[®] V700™ (Polycom[®] Inc., Andover, MA) was installed in the Raleigh and Greenville offices, in an arrangement as schematically represented in FIG. 1.

[0046] In order to minimize inconvenience and cost for the cochlear implant patients, the cochlear implant evaluation, cochlear implant surgery, and cochlear implant mapping were all performed in Greenville, SC.

[0047] An experienced cochlear implant audiologist from the tertiary cochlear implant center in Raleigh trained a “non-cochlear implant” audiologist in Greenville to perform the initial evaluation. In addition to standard diagnostic audiological testing, the initial evaluation included Hearing in Noise Test (HINT) sentences and Consonant/Nucleus/Consonant (CNC) word lists. It is noted that other speech reception measures such as Freiburg could alternatively, or additionally, be utilized. The cochlear implant audiologist directly screened the patients for cochlear implant candidacy in Greenville on a quarterly basis, and the patients were then evaluated by the otologist for possible cochlear implantation. Informed consents were obtained, and those candidates who were surgical candidates underwent cochlear implantation at Greenville Memorial Hospital, in Greenville, SC.

[0048] The patients were scheduled for programming of their implant at one month, three months, six months, and twelve months, postoperatively. HINT and CNC scores were obtained at that time. The cochlear implant was programmed using the following protocol:

(i) The audiologist in Greenville brought the cochlear implant programming system online and readied it prior to the patient arriving, confirming the audio and video connection with the Raleigh office.

(ii) The Raleigh audiologist who performed the implant programming opened the VNC remote desktop connection in order to take over the Cochlear implant programming computer in Greenville.

(iii) The patient was then brought into the Greenville cochlear implant programming room, and was accompanied by the Greenville audiologist at all times during the programming procedure. The audiologist with the patient observed the entire procedure, and was available to take control of the programming computer in Greenville if necessary.

(iv) The VNC remote desktop software transmitted keystrokes and mouse movements from the Raleigh computer to the Greenville computer, and the Greenville computer returned screen updates to the computer in Raleigh. Although the cochlear implant audiologist inputted the commands for programming in Raleigh, the application on the computer in Greenville actually programmed the implant.

[0049] Using the above protocol, patients had a standard post cochlear implant test battery performed at one, three, six and twelve months after implantation. Postoperative HINT and CNC word scores for the seven post-lingually deafened patients who had undergone remote mapping

and programming of their Nucleus Freedom cochlear implant were compared with the scores of seven post-lingually deafened patients who had similar durations of deafness, and who had been programmed in Raleigh by the same audiologist over a six to twelve month period. This group also had the Nucleus Freedom cochlear implant.

[0050] In the Greenville group, there were four males and three females ranging in age from 15 years to 87 years. Excluding the 15 year old patient, the mean age of the Greenville group was 67 years, with only one year difference from the seven Raleigh patients ranging in age from 54 to 79 years, with a mean age of 68 years. The Raleigh group consisted of one male and six females. Each of the subjects was implanted with the Freedom™ cochlear implant (Cochlear Corporation; Englewood, CO). The cochlear implant audiologist assessed the times required for both remote and on-site programming/mapping.

[0051] Results

[0052] All surgeries were performed without complications. Each of the patients' implants was successfully programmed at the Greenville site by the cochlear implant audiologist over 250 miles away.

[0053] None of the patients experienced apparent signal corruption or any AC electrical surge during programming. Upgrading from the D-Link i2eye Broadband Desktop Videophone (D-Link: DVC 2000; Taiwan) to the Polycom® V700™ video conferencing system resulted in some experience of signal interruption. Using PingPlotter, a network troubleshooting and diagnostic tool for Windows, the problem was traced to the router in Greenville. This was rectified by installing a T1 line, prioritizing the video signal, and removing the D-Link settings associated with the router. The "round trip" signal time between Raleigh and Greenville was approximately 58 msec.

[0054] The commercial grade Internet connection, and the hardware and software used for remote programming, proved reliable. The network latency issues related to remote programming did not interfere with the mapping, and the audiologist performing the programming could accurately observe patient responses. The patient and non-implant audiologist were also able to observe the implant audiologist during the implant programming procedure.

[0055] The preoperative and postoperative audiological test results for the Greenville patients are presented in Table 1, and the results from the Raleigh patients are presented in Table 2. FIG. 2 shows comparisons between the Raleigh and Greenville cohorts for pure tone averages (PTAs) for the pre- and post-operative intervals (FIG. 2A); recognition of the HINT sentences for the pre-operative, 3 month, and 6 month intervals (FIG. 2B); and recognition of the CNC words

for those same intervals (FIG. 2C). Selection of the pre-operative, 3 month, and 6 month intervals allowed inclusion of the maximum number of tested subjects for the two measures of speech reception. All seven of the Raleigh subjects are included in panels (B) and (C), and the same five Greenville subjects (subjects G3 through G7) are included in each of those panels. All seven subjects from each of the cohorts are included in panel (A).

[0056] Table 1.

OUTCOME MEASURES FOR GREENVILLE COCHLEAR IMPLANT RECIPIENTS

	G1	G2	G3	G4	G5	G6	G7	Mean
Pre-Op PTA	109	101	101	105	106	120	120	108.8571
Aided Post-Op PTA	18	16	29	13	10	18	15	17
Ear Implanted	R	R	L	R	R	L	R	
Pre-Op HINT score	1	6	1	1	11	5	1	3.714286
Pre-Op CNC score	1	1	0	1	2	4	1	1.428571
1 month HINT score	55	32	88	57	84	no show	no show	63.2
3 month HINT score	no show	88	96	62	99	96	89	88.33333
6 month HINT score	54	NS	99	54	100	99	96	83.66667
12 month HINT score	82	87	100	NA	99	NA	94	92.4
1 month CNC score	12	0	64	34	38	no show	no show	29.6
3 month CNC score	no show	70	72	62	82	74	49	68.16667
6 month CNC score	22	NS	74	36	76	72	40	53.33333
12 month CNC score	18	60	84	NA	82	NA	66	62

[0057] Table 2.

OUTCOME MEASURES FOR Raleigh COCHLEAR IMPLANT RECIPIENTS

	R1	R2	R3	R4	R5	R6	R7	Mean
Pre-Op PTA	108	113	80	80	106	110	109	100.8571
Aided Post-Op PTA	26	25	28	31	28	30	26	27.71429
Ear Implanted	L	R	R	L	R	L	R	
Pre-Op HINT score	2	4	0	0	0	0	0	0.857143
Pre-Op CNC score	0	4	0	0	0	0	0	0.571429
1 month HINT score	75	73	49	65	95	30	2	55.57143
3 month HINT score	75	84	83	61	100	74	24	71.57143

6 month HINT score	88	80	84	78	100	78	47	79.28571
12 month HINT score	88	97	73	73	99	NA	62	82
1 month CNC score	50	38	20	38	64	16	0	32.28571
3 month CNC score	62	46	26	44	84	42	6	44.28571
6 month CNC score	70	72	40	50	74	60	48	59.14286
12 month CNC score	70	66	50	28	90	NA	58	60.33333

[0058] Selection of the 3 and 6 month intervals also was guided by the observation that speech test scores for adult cochlear implant patients are generally asymptotic at 3-6 months of experience with the devices (Wilson BS, Dorman MF, Cochlear implants; a remarkable past and a brilliant future, Hearing Research 242:3-21, 2008). Thus, these intervals are especially useful “end points” for assessing possible differences between cohorts or device variables.

[0059] Each set of bars in FIG. 2 was compared with a t test to evaluate the significance of possible differences. A p value of 0.05 or lower was regarded as indicating a significant difference.

[0060] None of the comparisons was significant except the difference between cohorts for the post-operative measures of PTAs ($p < 0.001$). The difference in the means for the CNC word test at the 3 month interval was not statistically significant ($p = 0.083$).

[0061] With the one exception, the results between the Greenville and Raleigh cohorts were statistically indistinguishable. That one exception is not an important difference, as the value for the post-operative PTA is arbitrary in the sense that a wide range of PTAs can be specified by the fitting audiologist through choices of settings for thresholds and most comfortable loudness levels for each of the electrodes in the implant and for the overall gain or sensitivity of the speech processor. Small changes in these settings sometimes can produce relatively large changes in the PTAs. The effect of the settings produced a slightly lower mean PTA for the Greenville cohort compared with the Raleigh cohort.

[0062] In addition, there was no substantial difference in time commitment with programming the patients in Greenville, as compared to the patients in Raleigh. Indeed, the cochlear implant audiologist’s time spent with the patient in Greenville was more focused, with less tangential discussion.

[0063] Thus, the postoperative HINT and CNC word scores for the seven patients who had undergone remote mapping and programming of their cochlear implant were compared with the mean scores of seven patients who had been programmed by the same audiologist over a twelve

month period, with the times required for remote and direct programming being compared, and the quality of the Internet connection assessed using standardized measures for remote programming performed via VPN with separate software programs used for video and audio linkage.

[0064] The results show that all seven patients were programmed successfully via remote connectivity. No untoward patient experiences were encountered. No statistically significant differences could be found in comparing postoperative HINT and CNC word scores for patients who had undergone remote programming versus a similar group of patients who had their cochlear implant programmed directly. Remote programming did not require a significantly longer programming time for the audiologist with these seven patients.

[0065] It is therefore concluded that remote programming of a cochlear implant can be performed safely with the system and method of the present invention, without any deterioration in the quality of the programming. This ability to remotely program cochlear implant patients provides the potential to extend cochlear implantation to underserved areas in the U.S. and elsewhere.

[0066] The invention extends the reach of a cochlear implant audiologist to patients who may not be able or willing to travel to a tertiary cochlear implant center. As shown in the map depicted in FIG. 3, there is substantial disparity in the number of cochlear implant audiologists in a given region. Globally, a similar or even greater disparity exists, particularly in underdeveloped countries. In an empirical study to demonstrate the efficacy of the system and method of the present invention, patients were programmed over 250 miles away from a tertiary cochlear implant center. As Internet usage continues to expand, the apparatus and method of the invention may have potential for use in more remote areas. In another empirical test of the apparatus and method of the present invention, an Internet connection was utilized to program a cochlear implant patient remotely in Nigeria.

[0067] The invention thus is useful for remote programming of medical apparatus where the programming and the programmed locations are separated by distances measured in miles, e.g., at least 1, 5, 10, 20, 50, 100, 250, or 500 or more miles, in various embodiments of the invention.

[0068] While the invention has been described herein in reference to specific aspects, features and illustrative embodiments of the invention, it will be appreciated that the utility of the invention is not thus limited, but rather extends to and encompasses numerous other

variations, modifications and alternative embodiments, as will suggest themselves to those of ordinary skill in the field of the present invention, based on the disclosure herein. Correspondingly, the invention as hereinafter claimed is intended to be broadly construed and interpreted, as including all such variations, modifications and alternative embodiments, within its spirit and scope.

THE CLAIMS

What is claimed is:

1. A system for remotely programming a programmable medical apparatus, comprising a user location attendable by a user of the programmable medical apparatus, and a remote programming location that is communicationally coupled to the remote programming location by an interactive communication capability by which the remote programming location can communicatively program the programmable medical apparatus.
2. The system of claim 1, wherein the remote programming location is communicationally coupled to the remote programming location by an interactive communications network.
3. The system of claim 1, wherein the interactive communications network comprises the Internet.
4. The system of claim 2, wherein the programmable medical apparatus comprises a cochlear implant.
5. The system of claim 2, wherein the interactive communications network comprises a virtual private network.
6. The system of claim 1, wherein the programmable medical apparatus comprises an apparatus selected from the group consisting of audiological equipment, pacemakers, intelligent prosthetics, neural prostheses of a programmable character, hearing aids, implantable pumps, deep brain stimulation apparatus, swallowable monitoring and diagnostic capsules containing programmable devices, programmable interfaces utilized in therapeutic intervention for treatment of human or veterinary subjects, health status monitors, and devices transmitting telemetry data out of a human or animal body.
7. The system of claim 1, wherein the programmable medical apparatus comprises an apparatus selected from the group consisting of cochlear implants, in-ear hearing aids, bone conduction

hearing aids, implantable hearing aids, auditory feedback speech therapy devices, and voice-activated medical apparatus.

8. The system of claim 1, wherein the interactive communication capability is characterized by at least 1 Mb/second communication rate.

9. The system of claim 1, wherein the interactive communication capability comprises a digital interactive communications network including an encrypted VPN tunnel interconnecting respective computers and video conferencing devices at a programming site and a remote programmed site, with VNC linkage of the interconnected computers, wherein said computers are arranged for programming the programmable apparatus from the programming site.

10. The system of claim 9, wherein the interactive communication capability comprises an at least 1 megabit/second connection in both directions of interconnection, whereby audio and video signals are synchronized for the programming the programmable apparatus.

11. A method of remotely programming a programmable medical device, comprising use of the system of claim 1.

12. A system for remotely programming a programmable medical apparatus, comprising a digital interactive communications network including an encrypted VPN tunnel interconnecting respective computers and video conferencing devices at a programming site and a remote programmed site, with VNC linkage of the interconnected computers, wherein said computers are arranged for programming the programmable apparatus from the programming site, with at least 1 megabit/second connection in both directions of interconnection, whereby audio and video signals are synchronized for the programming the programmable apparatus.

13. The system of claim 12, wherein the programmable medical apparatus comprises an apparatus selected from the group consisting of cochlear implants, in-ear hearing aids, bone conduction hearing aids, implantable hearing aids, auditory feedback speech therapy devices, and voice-activated medical apparatus.

14. The system of claim 12, wherein the programming site and remote programmed site are separated by a distance of at least 1 mile.

15. The system of claim 12, wherein the programming site and remote programmed site are separated by a distance of at least 50 miles.

16. A system for remotely programming a cochlear implant, comprising a digital interactive communications network including an encrypted VPN tunnel interconnecting respective computers and video conferencing devices at a programming audiologist site and a remote audiologist patient site, with VNC linkage of the interconnected computers, wherein said computers are arranged for programming the cochlear implant from the programming audiologist site, with at least 1 megabit/second connection in both directions of interconnection, whereby audio and video signals are synchronized for the programming the cochlear implant.

17. The system of claim 16, which transmits and receives interconnection communications between the programming audiologist site and the remote audiologist patient site that are HIPPA compliant.

18. The system of claim 16, wherein said digital interactive communications network includes a T1 line between the programming audiologist site and the remote audiologist patient site.

19. A method for remotely programming a medical apparatus, comprising use of the system as claimed in claim 12.

20. A method for remotely programming a cochlear implant, comprising use of the system as claimed in claim 16.

.

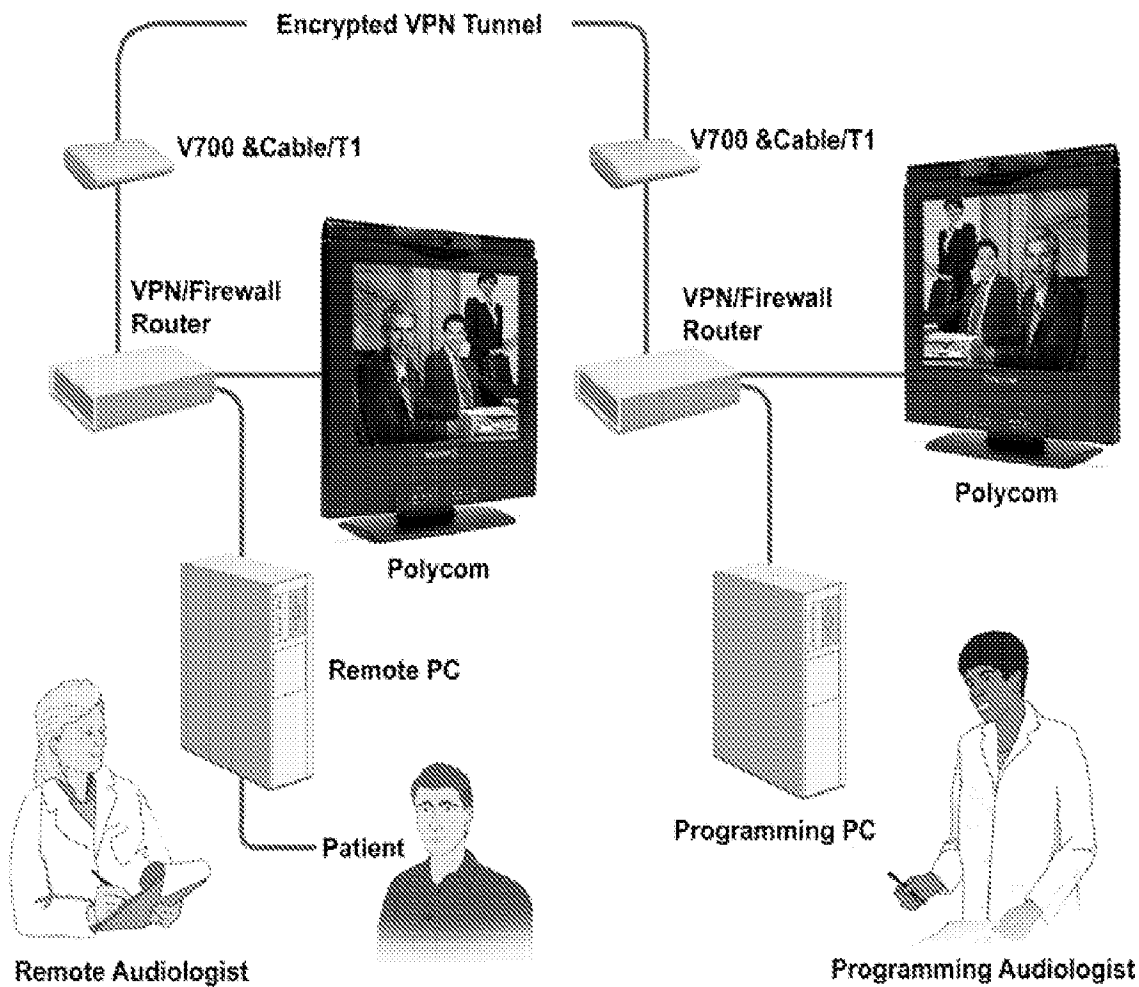


FIG. 1

Pure Tone Averages

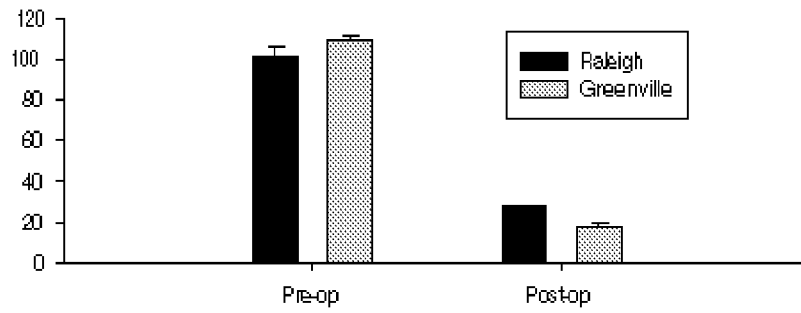


FIG. 2A

HINT Sentences

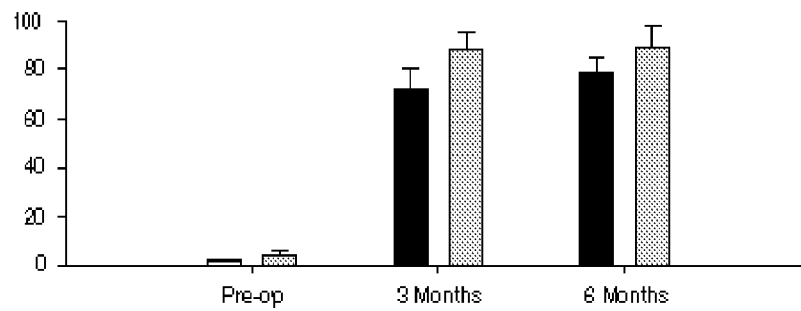


FIG. 2B

CNC Words

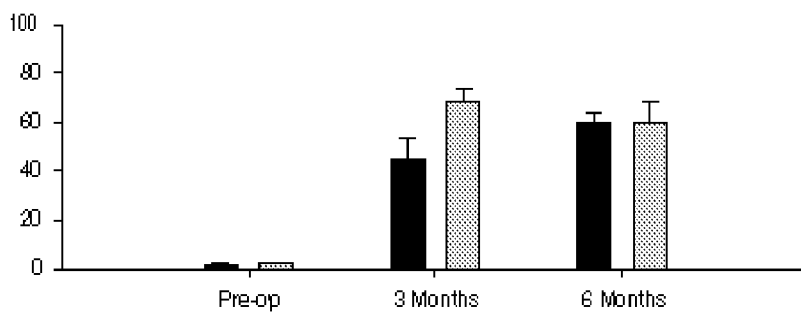


FIG. 2C

专利名称(译)	用于远程监控和调节医疗设备的系统		
公开(公告)号	EP2486537A2	公开(公告)日	2012-08-15
申请号	EP2010822721	申请日	2010-10-07
[标]申请(专利权)人(译)	迈克尔文约翰T		
申请(专利权)人(译)	MCELVEEN , JOHN T.		
当前申请(专利权)人(译)	MCELVEEN , JOHN T.		
[标]发明人	MCELVEEN JOHN T		
发明人	MCELVEEN, JOHN T.		
IPC分类号	G06Q50/00 G06F21/22 H04L12/12 G06Q50/22 A61B5/00 A61N1/00 G06F19/00 G06F21/00 G06Q10/00		
CPC分类号	A61B5/0022 A61B5/0031 A61N1/36038 A61N1/37264 A61N1/37282 G06F19/00 G06F19/3418 G16H40/67 G16H80/00 H04R25/30 H04R25/70 H04R2225/55		
代理机构(译)	HARRISON , ROBERT JOHN		
优先权	61/302126 2010-02-06 US 61/249546 2009-10-07 US		
其他公开文献	EP2486537A4		
外部链接	Espacenet		

摘要(译)

一种用于远程编程可编程医疗设备的系统，包括数字交互式通信网络，该数字交互式通信网络包括在编程站点和远程编程站点处互连各个计算机和视频会议设备的加密VPN隧道，具有互连计算机的VNC链接，其中计算机是用于从编程站点对可编程装置进行编程，在两个互连方向上具有至少1兆位/秒的连接，从而同步音频和视频信号以便对可编程装置进行编程。