

(19)



(11)

**EP 2 414 978 B1**

(12)

**EUROPEAN PATENT SPECIFICATION**

(45) Date of publication and mention of the grant of the patent:  
**19.12.2018 Bulletin 2018/51**

(51) Int Cl.:  
**G06F 19/00** <sup>(2018.01)</sup>      **A61M 15/00** <sup>(2006.01)</sup>  
**A62B 7/00** <sup>(2006.01)</sup>      **A61B 5/00** <sup>(2006.01)</sup>  
**A61M 16/00** <sup>(2006.01)</sup>

(21) Application number: **10759089.5**

(86) International application number:  
**PCT/NZ2010/000052**

(22) Date of filing: **25.03.2010**

(87) International publication number:  
**WO 2010/114392 (07.10.2010 Gazette 2010/40)**

**(54) IMPROVEMENTS IN OR RELATING TO MEDICAMENT DELIVERY DEVICES**

VERBESSERUNGEN AN ODER IM ZUSAMMENHANG MIT VORRICHTUNGEN ZUR ARZNEIMITTELABGABE

AMÉLIORATIONS APPORTÉES À DES DISPOSITIFS DE DISTRIBUTION DE MÉDICAMENTS OU CONCERNANT CES DISPOSITIFS

(84) Designated Contracting States:  
**AT BE BG CH CY CZ DE DK EE ES FI FR GB GR HR HU IE IS IT LI LT LU LV MC MK MT NL NO PL PT RO SE SI SK SM TR**

• **GORMACK, Michael James**  
**Auckland 1024 (NZ)**

(30) Priority: **01.04.2009 NZ 57594309**

(74) Representative: **Cross, James Peter Archibald Maucher Jenkins**  
**26 Caxton Street**  
**London SW1H 0RJ (GB)**

(43) Date of publication of application:  
**08.02.2012 Bulletin 2012/06**

(56) References cited:  
**WO-A1-2007/107564 WO-A2-2005/020023**  
**WO-A2-2008/091838 US-A- 6 148 815**  
**US-A1- 2004 073 454 US-A1- 2007 213 598**

(73) Proprietor: **Adherium (NZ) Limited**  
**Auckland 1010 (NZ)**

(72) Inventors:  
• **SUTHERLAND, Garth Campbell**  
**Auckland 1010 (NZ)**

**EP 2 414 978 B1**

Note: Within nine months of the publication of the mention of the grant of the European patent in the European Patent Bulletin, any person may give notice to the European Patent Office of opposition to that patent, in accordance with the Implementing Regulations. Notice of opposition shall not be deemed to have been filed until the opposition fee has been paid. (Art. 99(1) European Patent Convention).

## Description

### FIELD

[0001] This invention relates to improvements in or relating to medicament delivery devices. In particular, this invention relates to a communications device which may be fitted to an electronic medicament delivery device. The invention may be particularly suitable for use with electronic medicament inhalers such as those used for the treatment of diabetes, or respiratory diseases such as asthma, COPD, cystic fibrosis, and bronchiectasis. However, it is to be understood and appreciated that the invention is not to be limited to such use. The prior art and possible applications of the invention, as discussed below, are therefore given by way of example only.

### BACKGROUND

[0002] Electronic medicament inhalers are widely used for the treatment of respiratory diseases such as asthma, COPD, cystic fibrosis, and bronchiectasis. They are also becoming more prevalent for dispensing insulin for people with diabetes.

[0003] A common type of medicament inhaler is what is known as a pressurised Metered Dose Inhaler (pMDI). Such inhalers generally comprise a medicament canister and an actuator. The medicament canister contains medicament under pressure and is designed to deliver a metered dose of medicament in the form of an aerosol spray. The actuator generally comprises a substantially L-shaped hollow tube which has a first open end adapted to receive the medicament canister, and a second open end which acts as a mouth piece.

[0004] Medicament canisters for use with a pMDI generally have a spray stem extending from one end which is adapted to engage with a spray-directing element housed within the actuator, and adjacent to the mouth piece of the actuator. When the canister is pushed down into the actuator, the spray stem and spray-directing element combine to direct a metered dose of medicament out through the mouthpiece and into the mouth of the user.

[0005] Another common type of medicament inhaler is what is known as a Dry Powder Inhaler (DPI). DPI's are generally in the form of a disc or grinder which may be rotated in order to dispense a metered dose of dry powder into an appropriate receptacle or mouthpiece, from where it may then be inhaled by the user (for example, by sucking strongly on the mouthpiece of the inhaler).

[0006] Some medicament inhalers are kept on hand for use in a specific event or emergency. For example, if a person were to have a sudden asthma attack, they may reach for a medicament inhaler which contains what is generally known as a "reliever" medicament. A reliever medicament is fast acting and in most cases will relieve (or reduce the severity of) the asthma attack, almost instantaneously.

[0007] Other medicament inhalers are designed for regular use in order to prevent an event such as an asthma attack and/or to manage or control a disease such as asthma. Such inhalers are generally known as "preventers" because the regular use of such inhalers serves to prevent (or minimise the likelihood of) an asthma attack. The regular use of preventer medicament by asthma sufferers is generally effective in controlling the disease and/or preventing the vast majority of asthma attacks. Commonly, preventer medicament for asthma sufferers is taken twice a day, usually at a set time in the morning and in the evening.

[0008] There are now also available "combination" medicament inhalers which combine both a reliever and preventer medicament, with a view to controlling the respiratory disease (with the preventer medicament), when a patient uses their reliever medicament for symptom alleviation.

[0009] Studies have shown that many people demonstrate poor disease management, for example by overusing their reliever medicament. The overuse of a reliever medicament has the potential to reduce the effectiveness of the medicament, which may render the medicament less effective in times of real need, for example during a severe asthma attack.

[0010] Moreover, a patient's increased use of reliever medicament over a period of time may be indicative of a pending exacerbation event.

[0011] A problem or difficulty associated with the use of preventer (or "combination") medicament inhalers is poor medicament compliance. That is, many studies have shown that users often do not take their medicament at the predetermined or prescribed times and/or in the required amounts. This problem is widespread, however it is particularly prevalent amongst young children, the elderly, or people of reduced mental capacity.

[0012] The consequences of this non-compliance are reduced disease control, lower quality of life, lost productivity, hospitalisation and avoidable deaths.

[0013] Moreover, not only is compliance to preventative medicaments typically low, but it has also been shown that *actual* compliance by a user is lower than the same user's *estimated* compliance.

[0014] Furthermore, during clinical trials (for example, to test a new preventer medicament), it is important that the patients (in the trial) take their medicament at the prescribed times and/or in the prescribed amounts, otherwise the trial results will be meaningless.

[0015] To order to address these problems and difficulties, there are presently available a number of electronic medicament inhalers which include compliance monitoring means.

[0016] Most compliance monitoring means include, at the very least, dose counting means. For example, see US Patent No. 5,544,647 (Jewett et al), US Patent No. 6,202,642 (McKinnon et al) and US Patent Publication No. 2005/0028815 (Deaton et al).

[0017] Furthermore, some presently available elec-

tronic medicament inhalers also include means to record a range of compliance data, in addition to dose counting. For example, McKinnon includes an electronics module to record date and time as well as more comprehensive patient usage information.

**[0018]** US Patent No. 5363842 (Mishelovich et al) describes a device which also monitors patient inhalation data, for example how much air is inhaled through the inhaler and with what time course. The resultant data may be transmitted to a remote location such as a health care professional where the inhalation data can be compared to a standard target envelope, and the success or otherwise of the patient's inhalation may then be signaled back to the patient. Mishelovich also monitors for other patient usage data such as whether the medicament inhaler was shaken prior to use.

**[0019]** The patient usage (or compliance) data gathered by such electronic medicament inhalers may be managed or used in various ways.

**[0020]** For example, Deaton displays the patient usage data on a display which is integrally formed with the device. This has limitations in that the patient usage data is only able to be viewed by the user, whereas it would be of more benefit to have the data viewed and/or monitored by a third party such as a care giver or a medical professional.

**[0021]** Jewett includes both an LCD display for displaying patient usage data on the device, as well as a memory for storing data which may later be downloaded to a printer via a terminal. McKinnon describes a docking station which is adapted to receive the electronic medicament inhaler, and retrieve the patient usage data from the inhaler.

**[0022]** A disadvantage associated with Jewett, Deaton and McKinnon is that the patient usage data is not able to be transmitted wirelessly (preferably to a remote location) and/or in real time. Instead, the patient usage data is only able to be downloaded periodically, and at the sole discretion of the user. There is also no provision for the two-way transmission of data.

**[0023]** An advantage of monitoring patient usage data in real time (or at frequent time intervals) is that the patient usage data is always current, and hence anyone viewing or wishing to have access to the data will feel more comfort knowing this. Furthermore, any potential overuse or underuse of the medicament delivery device may be immediately apparent, and (for example) any appropriate alerts may be made to the patient (or to a third party such as a care giver or medical professional). Real time (or frequent) monitoring may also be able to predict a potential exacerbation event, prior to the event occurring.

**[0024]** An advantage associated with the wireless transmission of data, is that the data may be transferred to a remote monitoring location, for example via a mobile phone network to the internet and/or a network computer system. The remote monitoring location may be, for example, a medical professional whereby the medical professional may continuously monitor patient usage or

compliance data.

**[0025]** PCT Patent Application No. PCT/US2008/052869 (Levy et al) describes a sleeve housing (24) which is attachable to an actuator body (12).

5 The sleeve housing includes electronic monitoring apparatus and the device is designed to monitor patient usage data, with a view to being able to predict an exacerbation event before it occurs. To facilitate this, Levy discloses the use of wireless technology to transmit the patient usage data. However, Levy relies on a counting means which requires attachment of a cap 28 to the canister (16) which is adapted to engage with a dose-dispensing sensor (26) during the delivery of a dose of medicament. Hence, Levy requires modifications to the inhaler prior to being able to be used. The fitting of the Levy device to an inhaler may therefore be a fiddly and time consuming operation. Furthermore, any modifications made to an inhaler have the potential to interfere with the medicament delivery ability or effectiveness of the inhaler. The Levy device is also not adapted to be fitted to an inhaler which already has electronic compliance monitoring means.

**[0026]** US Patent No. 6,958,691 (Anderson et al) describes a device for the delivery of medicament which includes a medicament inhaler with an electronic data management system. The Anderson device includes an integral communicator which provides for two-way wireless communication between the electronic data management system and a network computer system. The communication may be in real time.

**[0027]** However, a disadvantage associated with Anderson is that the wireless communication system is integrally formed within the actuator housing. The cost of incorporating such a wireless communication system into each and every inhaler is significant and hence the cost of such a device may be prohibitive.

**[0028]** Furthermore, because the compliance monitoring device is integrated within the medicament inhaler, it cannot generally be reused for longer than the life of the inhaler. Given that each inhaler typically contains a one month supply of medicament, it is economically and environmentally wasteful to supply and then discard such technology with each month's medication.

**[0029]** Recent advances in modern manufacturing techniques are now making it feasible and cost effective, to mass-produce disposable electronic inhalers. That is, each disposable electronic inhaler may include its own electronic compliance monitoring means (the minimum monitoring means likely being a dose counter and real time clock to record the date/time of each dose of medicament delivered). Whilst this is of advantage given that more people will be able to afford, or have access to, such compliance monitoring means, the problem remains on how to display and/or transmit the patient usage data gathered.

**[0030]** Patent publication WO-A-2005/020023 discloses an inhalation device for remote monitoring of drug administration.

**[0031]** WO 2008/091838 A2 (Intelliject LLC) concerns a medicament delivery device and a container configured to receive at least a portion of the medicament delivery device.

## DEFINITIONS

**[0032]** Throughout this specification unless the text requires otherwise, the word 'comprise' and variations such as 'comprising' or 'comprises' will be understood to imply the inclusion of a stated integer or step or group of integers or steps but not the exclusion of any other integer or step or group of integers or steps.

**[0033]** Throughout this specification, the term "patient" when used in relation to a medicament delivery device, is to be understood to refer to any person that uses a medicament delivery device.

## STATEMENTS OF INVENTION

**[0034]** Aspects of the present invention are defined by the accompanying claims. According to a first aspect there is provided a reusable and portable communications device in accordance with claim 1.

**[0035]** The "data" relating to patient usage of the medicament delivery device may include (but is not limited to) any or all data or information relating to the patient; the environment (eg, temperature or humidity or elevation); the patient's whereabouts; the medicament; the delivery of the medicament; the quantity of medicament delivered; patient compliance data; the medicament delivery device; any physiological criteria of a patient (eg, peak flow data, inhalation data or blood glucose level data); any programs or algorithms associated with the system; any data or instructions sent or received by any component of the system; the results of any operations on any of the aforesaid data.

**[0036]** Any type of electronic medicament delivery device is within the scope of this invention. An electronic medicament delivery device may be any medicament delivery device which includes an electronic component, for example an electronic dose counter and/or a real time clock and/or a memory and/or a user interface and/or a LCD screen and/or audiovisual reminder means, and/or a battery and so on.

**[0037]** Examples of electronic medicament delivery devices for use with the present invention include (but are not limited to): devices for delivering a dose of insulin; nasal sprays; nebulisers; transdermal devices; inhalation devices; pill boxes or containers (eg see US Patent No. 6294999 (Yarin et al)).

**[0038]** For convenience only, the electronic medicament delivery device may be predominantly referred to herein as "medicament delivery device".

**[0039]** Any type of medicament may be utilised, as required or as desired or as dictated by the nature of the medicament delivery devices and/or the disease being treated. The medicament may be dispensed in any suit-

able or desired form, eg as a liquid, a solid, a powder, a spray, a gas, or an aerosol, and so on.

**[0040]** Any suitable medicament dispensing means may be utilised which enables the patient to receive a dose(s) of medicament.

**[0041]** The medicament delivery device may preferably be adapted to deliver a metered dose of medicament, although the delivery of a non-metered dose of medicament is also within the scope of the invention.

**[0042]** Preferably, the medicament delivery device may be a medicament inhaler, such as a pMDI or a DPI, and preferably an integrated electronic medicament inhaler. Examples of such electronic medicament inhalers include those used for administering a dose(s) of insulin for treatment of diabetes, or inhalers used for the treatment of respiratory diseases such as asthma, COPD, cystic fibrosis, and bronchiectasis.

**[0043]** Electronic medicament delivery devices are well known in the prior art (for example, Jewett, McKinnon, Deaton, Levy, Mishelovich and Anderson are all electronic medicament delivery devices). It is not intended therefore (or considered necessary) to include an overly detailed description of such devices *per se*, as their workings and operation will be well known to those skilled in the art.

**[0044]** The data gathering means may be any suitable means for gathering data in relation to the patient usage of the electronic medicament delivery device. Preferably, the data gathering means includes, at the very least, dose counting means in the form of a dose counter and a real time clock (which may record the date/time of each delivery of a dose of medicament).

**[0045]** The data gathering means may also include means for monitoring for any additional patient usage (or compliance) data. Examples include (but are not limited to) data such as inhalation data; peak flow data; blood/glucose levels; quantity of medicament dispensed; environmental conditions such as temperature and humidity; whether the medicament delivery device was shaken prior to use; as well as data relating to the patient, the medicament or the medicament delivery device itself.

**[0046]** The electronic medicament delivery device may also include some or all of the common features associated with such presently available devices. Examples include (but are not limited to) a user interface, a LCD screen, a battery, and/or audio/visual notification means to notify or remind the patient of a particular event.

**[0047]** The medicament delivery device may preferably include a first data storage means for the storage of patient usage data. The data storage means may preferably include memory in the form of RAM or ROM.

**[0048]** The medicament delivery device may include an electronic control module for controlling the operation of the medicament delivery device and/or for performing operation(s) on the data. Such electronic control modules are known in the prior art (eg McKinnon and Anderson).

**[0049]** For example, the electronic control module may serve to manage the settings or operational configura-

tions of the medicament delivery device such as date/time and/or the timing of any alarms or notifications. The electronic control module may also have the ability to increase or decrease the amount of medicament dispensed by the medicament delivery device, for example the quantity of medicament dispensed per dose. The electronic control module may do this by sending a signal to the dose dispensing means to alter the quantity of medicament dispensed per dose. The electronic control module may also have the ability to prevent the medicament dispensing means from dispensing a dose(s) of medicament for a predetermined time period (this may be particularly important for dispensing pain medicament - where the nature of the medicament often makes the patient susceptible to taking too much medicament or possibly even becoming addicted to the medicament).

**[0050]** Preferably, any such instructions for the electronic control module associated with the medicament delivery device may come from a third party (or the patient) via the communications device (once fitted to the medicament delivery device). Alternatively and/or additionally, the patient may use the user interface associated with the medicament delivery device to change the settings of the medicament delivery device via the electronic control module.

**[0051]** The electronic control module may also include a micro processor for performing operations on the data gathered. Such micro processors for use with medicament delivery devices are known in the prior art (eg Mishevich and Anderson).

**[0052]** As part of its make up, the electronic control module may include a microcontroller and/or an Application Specific Integrated Circuit (ASIC) and/or a set of digital logic gates.

**[0053]** In one embodiment, the data gathering means may be a stand alone component, which gathers data relating to patient usage of the medicament delivery device, and which is adapted or able to forward the data thus gathered to the data storage means.

**[0054]** Alternatively, the data gathering means may comprise part of the electronic control module.

**[0055]** The real time clock may be incorporated within the data gathering means or alternatively it may comprise part of the electronic control module.

**[0056]** The first data storage means may also be able to store data resulting from any operations performed on the patient usage data, for example by the microprocessor. The data storage means may also be able to store data relating to any instructions or data received from the communications device, for example any instructions received for the electronic control module to limit or increase the amount of medicament to be dispensed or to set an alarm.

**[0057]** The communications device may preferably include a housing which is able to be fitted to the medicament delivery device.

**[0058]** The housing may preferably include a second data storage means for storing the data received from

the medicament delivery device. The second data storage means may also serve to store any data or instructions received by the communications device, for example any data or instructions received for transmission to the medicament delivery device.

**[0059]** The housing may be of any suitable size, shape or configuration as required or desired, or as dictated by the type or configuration of the medicament delivery device.

**[0060]** In one embodiment, the housing may be portable and/or releasably attachable to the medicament delivery device. In such an embodiment it may be appreciated that the communications device may be reusable in that it may be utilised across a range of different medicament delivery devices.

**[0061]** For example, a patient may fit the housing to a first medicament delivery device that they have been using, in order to receive the data from the medicament delivery device and transmit it to a desired location. The patient may then remove the housing from the medicament delivery device and fit it to a second medicament delivery device that the patient has also been using, to also receive the data from the second medicament delivery device and also transmit it to a desired location.

Alternatively, or additionally, a medical practitioner may provide a patient with a communications device to use for a predetermined time period (for example, so the medical practitioner can assess patient usage data to determine any shortcomings in the patient's treatment regimen). After the predetermined time period has expired the patient may return the communications device whereby the medical practitioner may then make it available to another patient.

**[0062]** Alternatively or additionally, once a medicament delivery device has exhausted its supply of medicament, the communications device may be removed from the medicament delivery device and releasably fitted to either another medicament delivery device or to the same medicament delivery device with a replacement supply of medicament added.

**[0063]** The housing may preferably be adapted to be fitted to the medicament delivery device, and subsequently be operable, without any modifications being required to the medicament delivery device. This allows for ease of use of the communications device.

**[0064]** In one embodiment, the housing may be in the form of a sleeve adapted to be fitted around the outside of the medicament delivery device.

**[0065]** The housing may be adapted to partially enclose and/or partially contain the medicament delivery device, for example by clipping onto the medicament delivery device. For example, the housing may be in the form of a substantially U-shaped sleeve adapted to clip snugly onto or around the outside of the medicament delivery device. In such an embodiment the housing may also be provided with fastening means to help secure the housing to the medicament delivery device, for example by the use of clips or elastic ties.

**[0066]** In another such embodiment, the housing may be adapted to fully encircle and/or fully contain the medicament delivery device. In such an embodiment, the housing may be provided with a hinged portion, which, when open, allows the medicament delivery device to be placed within the housing, and which, when closed, serves to retain and/or secure the medicament delivery device substantially within the housing. The hinged portion may be provided with closure and release means, to secure the hinged portion, and release the hinged portion, respectively. For example, the closure and release means may be provided by a suitable fastener such as a VELCRO brand fastener, or alternatively by a latch-type or snap-on or clip-on type mechanism. The closure and release means may also be provided by the hinged portion clipping onto or into an appropriately shaped portion of the housing proper.

**[0067]** In such an embodiment, because the communications device is designed to be portable and reusable, the communications device therefore has an indefinite lifetime (which overcomes the problem of the prohibitive cost of installing a communications device into each and every medicament delivery device, eg Anderson).

**[0068]** In an alternative embodiment, the communications device may be adapted to be fitted (partially or wholly) within the medicament delivery device. For example, a medicament delivery device may be provided with an appropriate aperture or compartment into which the communications device may be fitted. In such an embodiment, the communications device may be in the form of a cartridge. The aperture or compartment may be provided with a lid or cover (similar to the battery covers associated with remote controls etc). Preferably the communications device may be able to be fitted within the medicament delivery device without the need for any tools or modifications being required to either the medicament delivery device or the communications device. Alternatively, the fitting of the communications device to the medicament delivery device may require the use of tools, for example, a cover plate associated with the medicament delivery device may have to be unscrewed, prior to the communications device being fitted.

**[0069]** Preferably, the communications device may not interfere with, or otherwise affect, the ability of the medicament delivery device to dispense medicament, when the communications device is fitted thereto.

**[0070]** The housing may be made of any suitable material although a plastics material may be preferred as it is relatively light, easy to clean, and may be conveniently and inexpensively mass produced, for example by injection moulding technology.

**[0071]** The housing may be substantially opaque, translucent or transparent. For example, for aesthetic reasons the housing may be substantially opaque and of the same colour as a particular manufacturer's range of medicament delivery devices to which it is intended to be fitted.

**[0072]** Alternatively, the housing may be substantially

transparent (or translucent) so that parts of the medicament delivery device may be inspected or viewed through the housing.

**[0073]** The communications device may include a user interface, for example a LCD screen and a number of operational buttons. The user interface may be used, for example, to access any data received (or transmitted) by the communications device and/or to change the settings of the communications device (for example to change the frequency of when data is uploaded from the medicament delivery device to the communications device).

**[0074]** Any suitable data collection means may be utilised in order to effect the transmission of data from the medicament delivery device to the communications device. The data collection means may preferably allow for the two-way transmission of data between the medicament delivery device and the communications device (so that the communications device may also be able to transmit data or instructions to the medicament delivery device, for example, instructions to increase or decrease the quantity of medicament dispensed per dose). Alternatively, the data collection means may only allow for only one-way transmission of data from the medicament delivery device to the communications device.

**[0075]** The data collection means may be adapted or able to facilitate the transfer of data in real time or at predetermined time intervals, for example, twice a day (in the morning and evening), or once a week, or after a certain number of doses of medicament have been dispensed.

**[0076]** In a first embodiment, the data collection means may include a first PCB socket associated with the communications device, with the first PCB socket being releasably engageable with a second PCB socket associated with the medicament delivery device. The arrangement and construction may be such that the mating of the first and second PCB sockets facilitates the transfer of the data from the medicament delivery device to communications device. The data may be transferred as soon as the first and second PCB sockets engage, or alternatively the data transfer may be initiated manually, for example by the patient using the user interface to facilitate the transfer.

**[0077]** In a second embodiment, the data collection means may include a first wireless transceiver associated with the communications device, with the first wireless transceiver being communicable with a second wireless transceiver associated with the medicament delivery device. The arrangement and construction may be such that the second wireless transceiver is able to transmit data from the medicament delivery device to the first wireless transceiver associated with the communications device. The data may be transferred as soon as the communications device is fitted to the medicament delivery device, or alternatively the data transfer may be initiated manually, for example by the patient using the user interface to facilitate the transfer.

**[0078]** Preferably, the first wireless transceiver may be able to receive the data from a position outside of the medicament delivery device. Hence, the communications device may be non-obtrusive in that it does not, in any way, impact upon the ability of the medicament delivery device to dispense medicament (either when the communications device is fitted thereto or subsequently removed).

**[0079]** The first and second wireless transceivers may utilise optical light frequencies to transmit and/or receive the data. Alternatively, the first and second transceivers may utilise infrared or RF frequencies.

**[0080]** The communications device may preferably include a wireless communicator to enable the wireless transmission of data.

**[0081]** The first transceiver may be adapted to be able to transmit the data received from the medicament delivery device to the wireless communicator, and any transmission means may be utilised to facilitate this, for example by using optical transmission means, or infrared or radio frequencies.

**[0082]** The data may be transmitted by the wireless communicator to any desired remote location. A remote location may be any location other than the medicament delivery device or communications device. For example a remote location may be in the vicinity of the patient or the remote location may be geographically distant.

**[0083]** The remote location may, for example, be a public access computer network such as the internet. In such an embodiment, the data may be sent to a specific website, for example a website belonging to a health professional, insurer or care giver.

**[0084]** Alternatively, the data may be transmitted to a private access computer network system such as an intranet, for example an intranet computer network system belonging to a health professional, insurer or care giver.

**[0085]** Alternatively, the data may be transmitted to at least one web service.

**[0086]** The wireless communicator may preferably be in the form of a cell phone chip embedded within the communications device. Other types of wireless transmission are also within the scope of this invention, for example RF transmissions, optical light transmissions, infrared, or transmission means such as Bluetooth®.

**[0087]** The communications device may further include an electronic control module for controlling the operation of the communications device and/or for controlling the operation of the medicament delivery device. For example, the electronic control module may include means for controlling operation of the medicament delivery device based on instructions received from a third party, for example instructions to increase or decrease the quantity of medicament dispensed per dose. Having such an electronic control module associated with the communications device may obviate the need for a corresponding electronic control module being associated with the medicament delivery device (substantially as described previously). This may have cost advantages in

that each and every medicament delivery device need not require an inbuilt electronic control module, because the communications device may instead house this feature. This may be of particular advantage in embodiments where the communications device is portable and/or releasably attachable across a range of different medicament delivery devices.

**[0088]** It is also envisaged that the communications device may be utilised to provide a whole range of data or instructions or information to the medicament delivery device. For example, any information or data relating to settings of the medicament delivery device and/or data relating to a patient's prescribed treatment regimen and/or data relating to the operation of the medicament delivery device.

**[0089]** This information or data may be provided by any party, for example the patient, a care giver, a health professional or clinical trial investigator or insurer, and so on. Some of the information may relate to a patient's desire to change the settings of the device and this may be done more easily from a PC (with which people are generally very familiar with) rather than using the user interface associated with the medicament delivery device or communications device (which the patient may find unfamiliar and/or tricky to use given its small size and generally limited function).

**[0090]** Examples of such data or information transmitted to the communications device and/or to the medicament delivery device, via the communications device, may include (but is not limited to):

1. Audio and/or visual reminder signals for the medicament delivery device. For example, the patient (or care giver etc) may wish to change these settings based on usage data which may result in a changed treatment regimen.

2. Information relating to dose dispensing configuration settings. For example, the quantity of medicament to be dispensed and the frequency.

3. Information about the medicament. For example, this may be sent by a health professional to the patient.

4. Information which comprises educational material for the benefit of the patient. For example, this information may include an explanation of the side effects of any medicament for patients which have shown concern in relation to using any particular type of medicament. Such information may be targeted to specific patients for particular reasons as stated. This type of information may also include regular updates, and may obviate the need for regular mail outs of information to patients which has cost saving advantages (as well as timing advantages in that the information may be received immediately by the patient after being sent electronically).

5. Instructions to stop delivery of the medicament for a specified time period. For example, if the patient usage data indicates that the patient is overusing a medicament (or if the patient has not paid for the medicament), then instructions may be sent to the medicament delivery device, via the communications device, to stop dispensing the medicament for a predetermined time period.

6. Instructions to alter the quantity of medicament delivered by the medicament dispensing means. For example, these instructions may be received by the communications device, and passed onto the electronic control module associated with the medicament delivery device, which is then able to alter the quantity of medicament dispensed.

7. Information relating to date and time information. For example, the date and time associated with the real time clock may be automatically updated from time to time - similar to how a computer's times are constantly updated automatically.

8. Information relating to data transmission configuration settings. For example, changes to when data is transmitted from the medicament delivery device to the communications device and/or from the communications device to the desired location.

9. Information including software for execution on the communications device and/or the medicament delivery device. For example, anti-virus software updates could be sent, or software to fix a bug diagnosed within the medicament delivery device, or general software improvements or updates (similar to how Microsoft regularly sends out updates to people using its software applications).

10. Information which includes user interface graphics and/or strings. For example, a new user interface structure could be sent to the communications device and/or to the medicament delivery device (for example, with larger fonts making the LCD screen easier to read for people that request it).

11. Information which includes different language settings. For example, data enabling the user interface to read in Japanese or Spanish rather than English.

12. Information which includes images. For example, the patient may wish to customise their medicament delivery device by uploading a personal photo to the LCD screen.

13. Information which includes audio files. For example, the patient may wish to customise their medicament delivery device by uploading a personal

song or tune to use as a reminder ringtone.

14. Information which includes moving picture files. For example, the patient may wish to customise their medicament delivery device by uploading a personal movie to the LCD screen. Alternatively a health care professional may wish to forward an educational video.

10 **[0091]** An advantage associated with the present invention is that the significant cost of installing a wireless transmitter, such as a cell phone chip, into each and every medicament delivery device is avoided (cf: Anderson).

15 **[0092]** The communications device may also include means for transmitting its position, for example a GPS transponder.

**[0093]** The communications device may also include means for detecting when the device has been fitted to and/or removed from a medicament delivery device.

20 **[0094]** The communications device may preferably include a battery for powering the device. The battery may be a disposable battery or a rechargeable battery. Alternatively, or additionally, the communications device may obtain its operating power from the battery associated with the medicament delivery device. In such an embodiment, the medicament delivery device may be provided with a set of electrical contacts for engagement with a corresponding set of electrical contacts associated with the communications device, once the communications device has been fitted to the medicament delivery device. It is also envisaged that the battery associated with the communications device may be used to provide the operating power for the medicament delivery device and/or to recharge a battery associated with the medicament delivery device.

35 **[0095]** Examples of how the communications device may be utilised include (but are not limited to) the following examples:

40 In a first usage embodiment, the communications device may be used to transmit the data in real time. In such an embodiment, the communications device may be fitted to the medicament delivery device for a set length of time, and as each item of data is generated and gathered, the data may be transmitted in real time from the medicament delivery device to the communications device and subsequently wirelessly transmitted in real time to the remote location. This usage embodiment is achievable given that the communications device preferably does not in any way interfere with, or otherwise affect, the ability of the medicament delivery device to administer medicament when the communications device is fitted to the medicament delivery device (that is, the medicament delivery device may be used as normal even when the communications device is fitted thereto).

55 **[0096]** An advantage of monitoring patient usage data in real time is that patient usage data is always up to date, and hence anyone viewing or wishing to have access to the data will feel more comfort knowing this. Furthermore,

any potential overuse or underuse of the medicament delivery device may be immediately apparent, and (for example) any appropriate alerts may be made to the patient (or to a third party such as a care giver or medical professional). Real time monitoring may be able to predict a potential exacerbation event, prior to the event occurring.

**[0097]** In a second usage embodiment, the communications device may be fitted to the medicament delivery device for a set period of time, as above, but wherein the data is transferred from the medicament delivery device to the communications device and/or from the communications device to the remote location at predetermined time intervals, for example, twice a day (in the morning and evening), or once a week, or after a certain number of doses of medicament have been dispensed. Such an arrangement may be advantageous in that the periodic transfer of data (rather than real time transfer) may extend the battery life in the medicament delivery device and/or the communications device.

**[0098]** In a third usage embodiment, the communications device may be attached to the medicament delivery device on an ad hoc basis, that is, whenever it is desired to transmit data from the medicament delivery device to the communications device, and thus to a remote location. For example, the patient may attach the communications device to the medicament delivery device every week, and a week's amount of patient usage data may thus be transmitted to the remote location. After the transmission of data is complete, the communications device may be removed from the medicament delivery device, and the medicament delivery device used as normal.

**[0099]** The first data storage means associated with the medicament delivery device may be adapted to automatically delete the data, once it has been transmitted to the communications device. Alternatively, the first data storage means may retain a copy.

**[0100]** The communications device may also include a second data storage means such as a memory (eg, ROM or RAM), and this memory may be adapted to likewise retain a copy of all data received and/or transmitted by the communications device. This may be useful as a backup copy of the data should the remote location not receive the data transmitted and/or if the integrity of the data is lost or affected during transmission.

**[0101]** Two way data transmission may be possible between the remote location and the communications device. For example, if the remote location were to receive data which was indicative of an exacerbation event, or if the patient had forgotten to take his/her medication within a predetermined time period, the remote location may be able to transmit a warning signal to the communications device (whether or not the communications device is attached to the medicament delivery device). The patient may be thus alerted to whatever event is being indicated.

## PREFERRED EMBODIMENTS

**[0102]** The description of a preferred form of the invention to be provided herein, with reference to the accompanying drawings, is given purely by way of example.

## DRAWINGS

**[0103]**

Fig 1: is a front perspective view of one possible embodiment of a communications device for use with the present invention,

Fig 2: is a front perspective view of the embodiment shown in Fig 1, when attached to a pMDI electronic medicament inhaler,

Fig 3: is a side view of the embodiment illustrated in Fig 2,

Fig 4: is a cut-away view of the embodiment illustrated in Fig 3,

Fig 5: is a plan view of an alternative possible embodiment of a communications device for use with the present invention, and

Fig 6: is a simplified system block diagram showing the operational structure of one possible embodiment of the present invention.

## DESCRIPTION OF PREFERRED EMBODIMENTS

**[0104]** Having regard to Figs 1 and 2, there is shown a communications device, generally indicated by arrow 1. The communications device 1 is adapted to receive and transmit data relating to patient usage of an electronic medicament inhaler 2 (see Fig 2). The communications device 1 is adapted to be portable and reusable across a range of different medicament inhalers 2.

**[0105]** The device 1 includes a housing, generally indicated by arrow 3, for releasable attachment to the inhaler 2. The housing 3 is adapted to fully encircle and/or fully contain the inhaler 2.

**[0106]** The inhaler 2 is a pMDI inhaler which includes medicament dispensing means in the form of an actuator 4, and a supply of medicament in the form of a medicament canister 5. The inhaler 2 is for the treatment of respiratory diseases such as asthma and COPD.

**[0107]** The housing 3 is comprised of an injection moulded plastics material and is substantially transparent in appearance.

**[0108]** The housing 3 includes a main body portion 6 and a hinged body portion 7.

**[0109]** The main body portion 6 is substantially hollow and includes an interior portion 8 which is adapted to substantially match the exterior configuration of the inhaler 2, whereby the inhaler 2 may be snugly retained within the interior portion 8. The main body portion 6 also includes lower ledge portions 9, upon which the underside 10 of the actuator 4 rests, once the inhaler 2 has been placed within the housing 3.

**[0110]** In Fig 1 the hinged portion 7 is shown in an open position which allows for the inhaler 2 to be placed within the interior portion 8 of the housing 3. Once the inhaler 2 has been placed in the interior portion 8, the hinged portion 7 is closed, as shown in Fig 2. The hinged portion 7 is releasably secured to the main body portion 6 by the use of a latch (not shown).

**[0111]** It may be seen from the drawings that the housing 3 is releasably attachable to the inhaler 2, and subsequently operable, without any modifications being required to the inhaler 2. Furthermore, the inhaler 2 may be operated as normal once contained within the device 1. Moreover, the communications device 1 does not, in any way, impact upon or affect the ability of the medication inhaler 2 to dispense medicament when fitted thereto.

**[0112]** Furthermore, and as may also be seen from the drawings, the fitting of the housing 3 to or around the inhaler 2 does not require the use of any tools in order to be fitted; instead the inhaler 2 is simply placed within the housing 3 of the device 1.

**[0113]** The inhaler 2 includes electronic data gathering means (not shown) for obtaining data in relation to patient usage of the inhaler 2. Such data gathering means for electronic inhalers are well known in the prior art and by those skilled in the art.

**[0114]** At the very least, the inhaler 2 will include a dose counting means and a real time clock to record the date/time of delivery of each dose of medicament.

**[0115]** The inhaler 2 also includes data storage means (not shown) for the storage of the patient usage data.

**[0116]** The inhaler 2 also includes a microprocessor (not shown) for performing operation(s) on the data.

**[0117]** The inhaler 2 may also include a user interface and/or audio/visual notification means and/or a battery. The communications device 1 may also include some or all of these features.

**[0118]** With respect to Fig 4, when a patient wishes to dispense a dose of medicament, he/she places their mouth over the mouthpiece 11 of the actuator 4, and pushes down on the top 12 of the medicament canister 5 - in the direction shown by arrow 13. This has the effect of pushing the spray stem 14 into the spray directing element 15, which releases a metered dose of medicament, which is directed out of the mouthpiece 11 and into the mouth of the patient. The patient will usually inhale strongly at the same time that the medicament is dispensed so that the medicament is inhaled deeply into the lungs of the patient.

**[0119]** Also with respect to Fig 4, the communications device 1 includes an inbuilt wireless transceiver 16. The inhaler 2 includes a transceiver 17, which is integrally formed on the outside of the actuator 4. Although not shown, the inhaler transceiver 17 is in communication with either the dose counter or the data storage means so that the patient usage data may be forwarded to the inhaler transceiver 17 as or when required.

**[0120]** Once the communications device 1 has been

fitted around the inhaler 2, the inhaler transceiver 17 may transmit the patient usage data from the inhaler 2 to the transceiver 16 of the communications device 1. This is done by using IR frequencies.

**[0121]** The communications device 1 includes an integrally formed wireless communicator in the form of a cell phone chip 18 (see Fig 3), which is able to receive the data from the transceiver 16. The cell phone chip 18 is subsequently able to wirelessly transmit the data to a remote location such as a private or public access computer network system (eg, an intranet or the internet).

**[0122]** Fig 5 illustrates another possible embodiment of the present invention. In Fig 5 there is shown a communications device generally indicated by arrow 40. The communications device 40 operates substantially the same as the communications device 1, except that the communications device 40 is adapted to be fitted within an electronic medication inhaler (not shown) - and in particular an electronic DPI medication inhaler.

**[0123]** The communications device includes a housing 41, which has an inbuilt wireless communicator 42. The housing 41 includes a user interface in the form of a LCD screen 43 and a number of operational buttons 44. Preferably, once the communications device 40 has been fitted to an electronic medication inhaler, the user interface may be visible, accessible and operational. For example, the electronic medication inhaler may be provided with a cut away portion which allows for access to the user interface, once the communications device has been fitted therein.

**[0124]** The communications device 40 is 54mm in length, 36mm in width, and 15mm in depth.

**[0125]** The rear side of the communications device 40 includes a SIM card holder (not shown) for receiving a SIM card, and a PCB socket (not shown) for engaging with a complimentary PCB socket associated with the electronic medication inhaler.

**[0126]** Fig 6 illustrates, in the form of a simple system block diagram, how such a communications system may work in general.

**[0127]** A medicament delivery device 20 is represented which includes a medicament supply 21 and a medicament dispenser 22. The medicament delivery device 20 further includes an electronic control module 23 which includes a dose counter 24, a memory 25 and a microprocessor 26.

**[0128]** The medicament delivery device 20 further includes a transceiver 27 for transmitting the patient usage data obtained to the transceiver 28, which is associated with the communications device 32.

**[0129]** The communications device 32 includes a wireless communicator 29 which is able to receive the data from the transceiver 28 and transmit it to a remote network computer system 31, via cell phone tower 30.

**[0130]** Two way transfer of data is possible between the network computer system 31 and the communications device 32, as well as between the communications device 32 and the medicament delivery device 20.

**[0131]** An advantage of the present invention is that the communications device 1 may be used to provide wireless communications ability to any electronic medicament delivery device, which would otherwise not have been able to wirelessly transmit the data captured by the medicament delivery device. Given the significant advantages of being able to wirelessly transmit patient usage data relating to a medicament delivery device (and as stated previously), this is a significant improvement over existing medicament delivery devices and related data communication systems.

**[0132]** Furthermore, because the communications device 32 is portable and reusable, and across a range of different medicament delivery devices, the communications device 32 has an indefinite lifetime, which mitigates the cost of incorporating a cell phone chip within the device 32.

### VARIATIONS

**[0133]** While the embodiments described above are currently preferred, it will be appreciated that a wide range of other variations might also be made within the scope of the invention and/or as defined by the appended claims.

### Claims

1. A reusable and portable communications device (1; 40) for receiving and transmitting data relating to patient usage of an electronic medicament delivery device (2; 20), said electronic medicament delivery device (2; 20) including:

- a) a supply of medicament (5; 21);
- b) a medicament dispensing means (4; 22);
- c) data gathering means (23, 17) for gathering data relating to patient usage of said electronic medicament delivery device (2);

and wherein said communications device (1; 40) includes:

d) a housing (3; 41), said housing (3; 41) configured to be releasably fitted to said electronic medicament delivery device (2; 20) such that the communications device (1; 40) does not interfere with the ability of the electronic medicament delivery device to dispense medicament once fitted thereto, and to enable reuse of the communication device (1; 40) with a second electronic medicament delivery device, the housing including:

- e) a data collection means configured to receive said data from said electronic medicament delivery device (2; 20) whilst the communications device (1; 40) is fitted to the electronic medicament delivery device; and

f) a wireless communicator (18; 42) configured to enable the wireless transmission of said data.

2. A communications device as claimed in claim 1, wherein said electronic medicament delivery device (2; 20) further includes a first data storage means (25) for storing said data.

3. A communications device as claimed in claim 1 or claim 2, wherein said housing (3; 41) further includes a second data storage means for storing said data.

4. A communications device as claimed in any one of claims 1 to 3, wherein said communications device (1; 40) is reusable across a range of different electronic medicament delivery devices (2; 20).

5. A communications device as claimed in any one of claims 1 to 4, wherein said housing (3) is adapted to fully encircle and/or fully contain said electronic medicament delivery device (2).

6. A communications device as claimed in claim 5, wherein said housing (3) is provided with a hinged portion (7) which, when open, allows said electronic medicament delivery device (2) to be placed within said housing (3), and which, when closed, serves to retain said electronic medicament delivery device (2) within said housing.

7. A communications device, as claimed in any one of claims 1 to 6, wherein said communications device (1; 40) is able to be fitted to said electronic medicament delivery device (2; 20), and subsequently be operable, without any modifications being required to be made to said electronic medicament delivery device (2; 20).

8. A communications device, as claimed in any one of claims 1 to 3, wherein said communications device (40) is adapted to be fitted within said electronic medicament delivery device (20).

9. A communications device, as claimed in any one of claims 1 to 8, wherein said data collection means includes a first PCB socket associated with said communications device (1; 40), said first PCB socket being releasably engageable with a second PCB socket associated with said electronic medicament delivery device (2; 20), wherein the mating of said first and second PCB sockets facilitates the transfer of said data from said electronic medicament delivery device (2; 20) to said communications device (1; 40).

10. A communications device, as claimed in any one of claims 1 to 8, wherein said data collection means includes a first wireless transceiver (16) associated with said communications device (1), said first wire-

less transceiver (16) being communicable with a second wireless transceiver (17) associated with said electronic medicament delivery device (2), wherein said second wireless transceiver (17) is able to transmit data from said electronic medicament delivery device (2) to the first wireless transceiver (16) associated with said communications device (1).

11. A communications device as claimed in claim 10, wherein said first wireless transceiver (16) is able to receive said data from said second wireless transceiver (17) from a position outside of said electronic medicament delivery device (2).
12. A communications device, as claimed in any one of claims 1 to 11, wherein said communications device (1; 40) is further adapted or able to transmit data or instructions to said electronic medicament delivery device (2; 20).
13. A communications device as claimed in any one of claims 1 to 12, wherein said electronic medicament delivery device (2) is a pMDI.
14. A communications device as claimed in any one of claims 1 to 12, wherein said electronic medicament delivery device (20) is a DPI.
15. A communications device as claimed in any preceding claim, fitted to said electronic medicament delivery device (2; 20).

#### Patentansprüche

1. Wiederverwendbare und tragbare Kommunikationsvorrichtung (1; 40) zum Empfangen und Übertragen von Daten in Bezug auf die Patientenverwendung einer elektronischen Arzneimittelzuführvorrichtung (2; 20), wobei die elektronische Arzneimittelzuführvorrichtung (2; 20) Folgendes beinhaltet:

- a) eine Versorgung mit Arzneimitteln (5; 21);
- b) ein Arzneimittelabgabemittel (4; 22);
- c) ein Datenerfassungsmittel (23, 17) zum Erfassen von Daten in Bezug auf die Patientenverwendung der elektronischen Arzneimittelzuführvorrichtung (2);

und wobei die Kommunikationsvorrichtung (1; 40) Folgendes beinhaltet:

- d) ein Gehäuse (3; 41), wobei das Gehäuse (3; 41) konfiguriert ist, um lösbar an der elektronischen Arzneimittelzuführvorrichtung (2; 20) angebracht zu sein, sodass die Kommunikationsvorrichtung (1; 40) die Fähigkeit der elektronischen Arzneimittelzuführvorrichtung des Abgebens von Arzneimitteln nach dem Anbringen daran nicht beeinträchtigt, und um

die Wiederverwendung der Kommunikationsvorrichtung (1; 40) mit einer zweiten elektronischen Arzneimittelzuführvorrichtung zu ermöglichen, wobei das Gehäuse Folgendes beinhaltet:

- e) ein Datensammelmittel, das konfiguriert ist, um die Daten von der elektronischen Arzneimittelzuführvorrichtung (2; 20) zu empfangen, während die Kommunikationsvorrichtung (1; 40) an der elektronischen Arzneimittelzuführvorrichtung angebracht ist; und
- f) einen drahtlosen Kommunikator (18; 42), der konfiguriert ist, die drahtlose Übertragung der Daten zu ermöglichen.

2. Kommunikationsvorrichtung nach Anspruch 1, wobei die elektronische Arzneimittelzuführvorrichtung (2; 20) ferner ein erstes Datenspeichermittel (25) zum Speichern der Daten beinhaltet.
3. Kommunikationsvorrichtung nach Anspruch 1 oder Anspruch 2, wobei das Gehäuse (3; 41) ferner ein zweites Datenspeichermittel zum Speichern der Daten beinhaltet.
4. Kommunikationsvorrichtung nach einem der Ansprüche 1 bis 3, wobei die Kommunikationsvorrichtung (1; 40) mit einer Reihe von unterschiedlichen elektronischen Arzneimittelzuführvorrichtungen (2; 20) wiederverwendbar ist.
5. Kommunikationsvorrichtung nach einem der Ansprüche 1 bis 4, wobei das Gehäuse (3) angepasst ist, um die elektronische Arzneimittelzuführvorrichtung (2) komplett zu umgeben und/oder komplett zu enthalten.
6. Kommunikationsvorrichtung nach Anspruch 5, wobei das Gehäuse (3) mit einem Klappabschnitt (7) bereitgestellt ist, der, wenn offen, ermöglicht, dass die elektronische Arzneimittelzuführvorrichtung (2) innerhalb des Gehäuses (3) platziert wird, und der, wenn geschlossen, dazu dient, die elektronische Arzneimittelzuführvorrichtung (2) innerhalb des Gehäuses zu halten.
7. Kommunikationsvorrichtung nach einem der Ansprüche 1 bis 6, wobei die Kommunikationsvorrichtung (1; 40) an der elektronischen Arzneimittelzuführvorrichtung (2; 20) angebracht werden kann und anschließend betriebsfähig ist, ohne dass an der elektronischen Arzneimittelzuführvorrichtung (2; 20) Änderungen vorgenommen werden müssen.
8. Kommunikationsvorrichtung nach einem der Ansprüche 1 bis 3, wobei die Kommunikationsvorrichtung (40) angepasst ist, um innerhalb der elektronischen Arzneimittelzuführvorrichtung (20) ange-

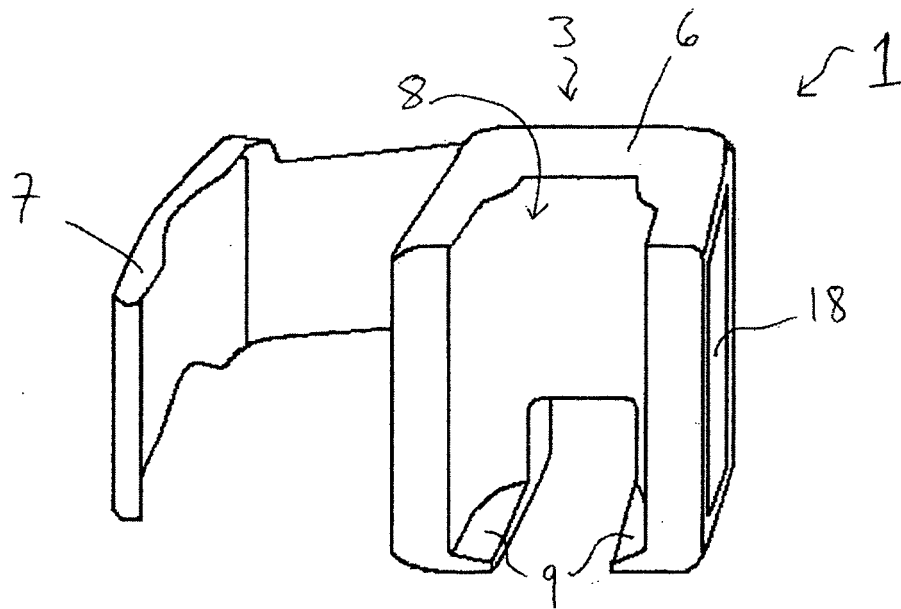
bracht zu werden.

9. Kommunikationsvorrichtung nach einem der Ansprüche 1 bis 8, wobei das Datensammelmittel eine erste Leiterplattenbuchse beinhaltet, die mit der Kommunikationsvorrichtung (1; 40) assoziiert ist, wobei die erste Leiterplattenbuchse mit einer zweiten Leiterplattenbuchse, die mit der elektronischen Arzneimittelzuführvorrichtung (2; 20) assoziiert ist, lösbar in Eingriff kommen kann, wobei das Zusammenpassen der ersten und der zweiten Leiterplattenbuchse den Transfer der Daten von der elektronischen Arzneimittelzuführvorrichtung (2; 20) zu der Kommunikationsvorrichtung (1; 40) ermöglicht.
10. Kommunikationsvorrichtung nach einem der Ansprüche 1 bis 8, wobei das Datensammelmittel einen ersten drahtlosen Transceiver (16) beinhaltet, der mit der Kommunikationsvorrichtung (1) assoziiert ist, wobei der erste drahtlose Transceiver (16) mit einem zweiten drahtlosen Transceiver (17), der mit der elektronischen Arzneimittelzuführvorrichtung (2) assoziiert ist, kommunizieren kann, wobei der zweite drahtlose Transceiver (17) in der Lage ist, Daten von der elektronischen Arzneimittelzuführvorrichtung (2) an den ersten drahtlosen Transceiver (16), der mit der Kommunikationsvorrichtung (1) assoziiert ist, zu übertragen.
11. Kommunikationsvorrichtung nach Anspruch 10, wobei der erste drahtlose Transceiver (16) in der Lage ist, die Daten von dem zweiten drahtlosen Transceiver (17) von einer Position außerhalb der elektronischen Arzneimittelzuführvorrichtung (2) zu empfangen.
12. Kommunikationsvorrichtung nach einem der Ansprüche 1 bis 11, wobei die Kommunikationsvorrichtung (1; 40) ferner angepasst ist oder in der Lage ist, Daten oder Anweisungen an die elektronische Arzneimittelzuführvorrichtung (2; 20) zu übertragen.
13. Kommunikationsvorrichtung nach einem der Ansprüche 1 bis 12, wobei die elektronische Arzneimittelzuführvorrichtung (2) ein mit Treibmittel betriebener Dosierinhalator (pMDI) ist.
14. Kommunikationsvorrichtung nach einem der Ansprüche 1 bis 12, wobei die elektronische Arzneimittelzuführvorrichtung (20) ein Trockenpulverinhalator (DPI) ist.
15. Kommunikationsvorrichtung nach einem der vorangehenden Ansprüche, die an der elektronischen Arzneimittelzuführvorrichtung (2; 20) angebracht ist.

## Revendications

1. Dispositif de communication réutilisable et portable (1 ; 40) pour une réception et une transmission de données liées à une utilisation par un patient d'un dispositif de délivrance de médicament électronique (2 ; 20), ledit dispositif de délivrance de médicament électronique (2 ; 20) incluant :
- a) une réserve de médicament (5 ; 21) ;
  - b) un moyen de dispense de médicament (4 ; 22) ;
  - c) un moyen de rassemblement de données (23, 17) pour un rassemblement de données liées à une utilisation par un patient dudit dispositif de délivrance de médicament électronique (2) ;
- et dans lequel ledit dispositif de communication (1 ; 40) inclut :
- d) un boîtier (3 ; 41), ledit boîtier (3 ; 41) configuré pour être monté de manière amovible sur ledit dispositif de délivrance de médicament électronique (2 ; 20) afin que le dispositif de communication (1 ; 40) n'interfère pas avec la capacité du dispositif de délivrance de médicament électronique de dispenser un médicament une fois monté dessus, et pour permettre une réutilisation du dispositif de communication (1 ; 40) avec un second dispositif de délivrance de médicament électronique, le boîtier incluant :
  - e) un moyen de collecte de données configuré pour recevoir lesdites données à partir dudit dispositif de délivrance de médicament électronique (2 ; 20) tandis que le dispositif de communication (1 ; 40) est monté sur le dispositif de délivrance de médicament électronique ; et
  - f) un moyen de communication sans fil (18 ; 42) configuré pour permettre la transmission sans fil desdites données.
2. Dispositif de communication selon la revendication 1, dans lequel ledit dispositif de délivrance de médicament électronique (2 ; 20) inclut en outre un premier moyen de stockage de données (25) pour un stockage desdites données.
3. Dispositif de communication selon la revendication 1 ou la revendication 2, dans lequel ledit boîtier (3 ; 41) inclut en outre un second moyen de stockage de données pour un stockage desdites données.
4. Dispositif de communication selon l'une quelconque des revendications 1 à 3, dans lequel ledit dispositif de communication (1 ; 40) est réutilisable sur toute une gamme de différents dispositifs de délivrance de médicament électroniques (2 ; 20).

5. Dispositif de communication selon l'une quelconque des revendications 1 à 4, dans lequel ledit boîtier (3) est conçu pour entourer complètement et/ou contenir complètement ledit dispositif de délivrance de médicament électronique (2). 5
6. Dispositif de communication selon la revendication 5, dans lequel ledit boîtier (3) est doté d'une portion articulée (7) qui, lorsqu'ouverte, permet audit dispositif de délivrance de médicament électronique (2) d'être placé à l'intérieur dudit boîtier (3), et qui, lorsque fermée, sert à retenir ledit dispositif de délivrance de médicament électronique (2) à l'intérieur dudit boîtier. 10
7. Dispositif de communication, selon l'une quelconque des revendications 1 à 6, dans lequel ledit dispositif de communication (1 ; 40) est capable d'être monté sur ledit dispositif de délivrance de médicament électronique (2 ; 20), et d'être opéré de manière subséquente, sans nécessiter l'apport de modifications audit dispositif de délivrance de médicament électronique (2 ; 20). 20
8. Dispositif de communication, selon l'une quelconque des revendications 1 à 3, dans lequel ledit dispositif de communication (40) est apte à être monté à l'intérieur dudit dispositif de délivrance de médicament électronique (20). 25
9. Dispositif de communication, selon l'une quelconque des revendications 1 à 8, dans lequel ledit moyen de collecte de données inclut une première prise de PCB associée audit dispositif de communication (1 ; 40), ladite première prise de PCB pouvant être mise en prise de manière amovible avec une seconde prise de PCB associée audit dispositif de délivrance de médicament électronique (2 ; 20), dans lequel l'accouplement desdites première et seconde prises de PCB facilite le transfert desdites données à partir dudit dispositif de délivrance de médicament électronique (2 ; 20) vers ledit dispositif de communication (1 ; 40). 30
10. Dispositif de communication, selon l'une quelconque des revendications 1 à 8, dans lequel ledit moyen de collecte de données inclut un premier émetteur-récepteur sans fil (16) associé audit dispositif de communication (1), ledit premier émetteur-récepteur (16) pouvant entrer en communication avec un second émetteur-récepteur sans fil (17) associé audit dispositif de délivrance de médicament électronique (2), dans lequel ledit second émetteur-récepteur sans fil (17) est capable de transmettre des données à partir dudit dispositif de délivrance de médicament électronique (2) vers le premier émetteur-récepteur sans fil (16) associé audit dispositif de communication (1). 40
11. Dispositif de communication selon la revendication 10, dans lequel ledit premier émetteur-récepteur sans fil (16) est capable de recevoir lesdites données à partir dudit second émetteur-récepteur sans fil (17) à partir d'une position à l'extérieur dudit dispositif de délivrance de médicament électronique (2). 50
12. Dispositif de communication, selon l'une quelconque des revendications 1 à 11, dans lequel ledit dispositif de communication (1 ; 40) est en outre conçu pour ou capable de transmettre des données ou des instructions audit dispositif de délivrance de médicament électronique (2 ; 20). 55
13. Dispositif de communication selon l'une quelconque des revendications 1 à 12, dans lequel ledit dispositif de délivrance de médicament électronique (2) est un pMDI.
14. Dispositif de communication selon l'une quelconque des revendications 1 à 12, dans lequel ledit dispositif de délivrance de médicament électronique (20) est un DPI.
15. Dispositif de communication selon l'une quelconque des revendications précédentes, monté sur ledit dispositif de délivrance de médicament électronique (2 ; 20).



**FIG 1**

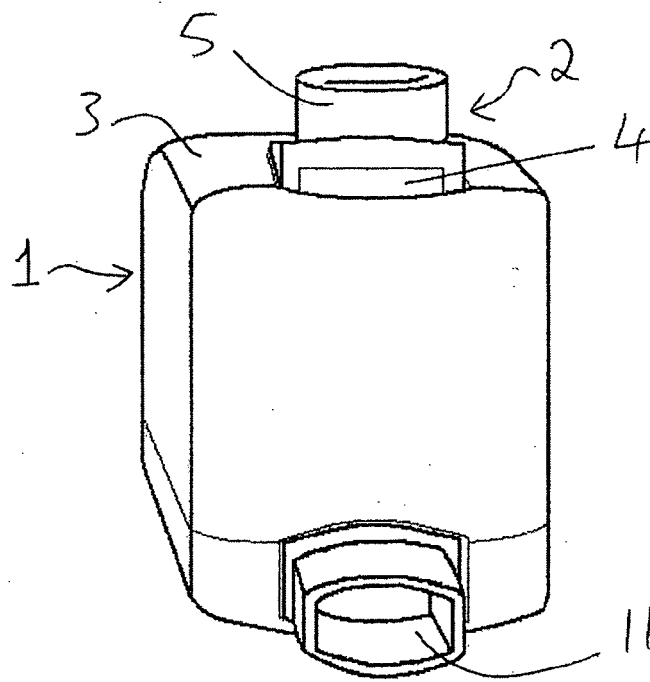
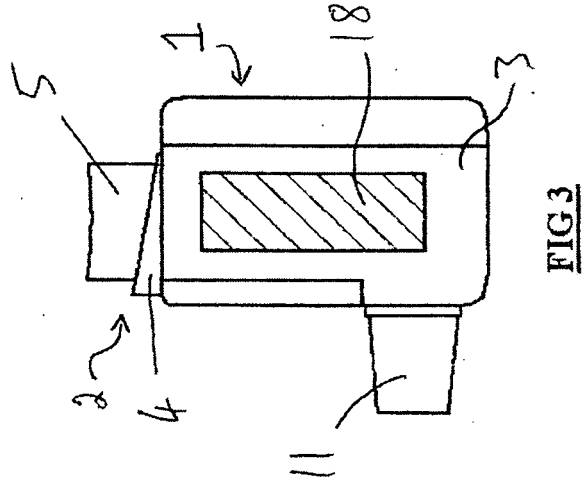
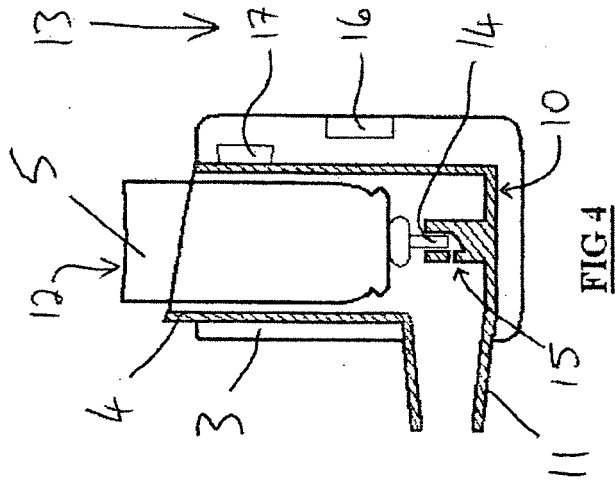


FIG 2



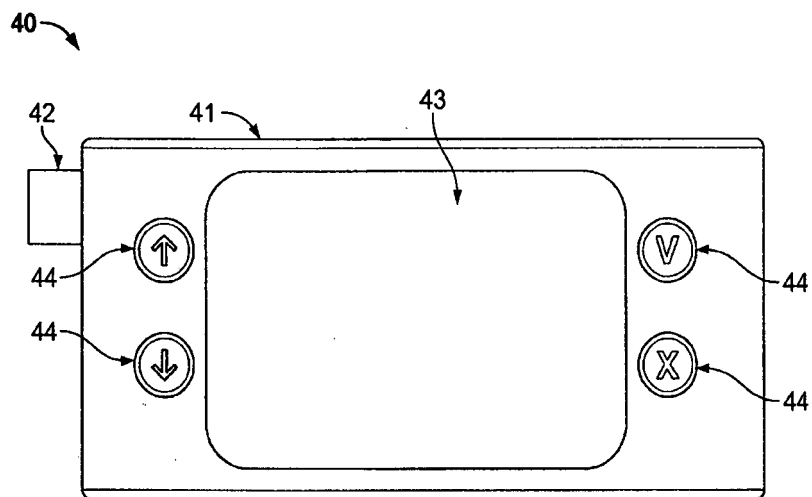


FIG. 5

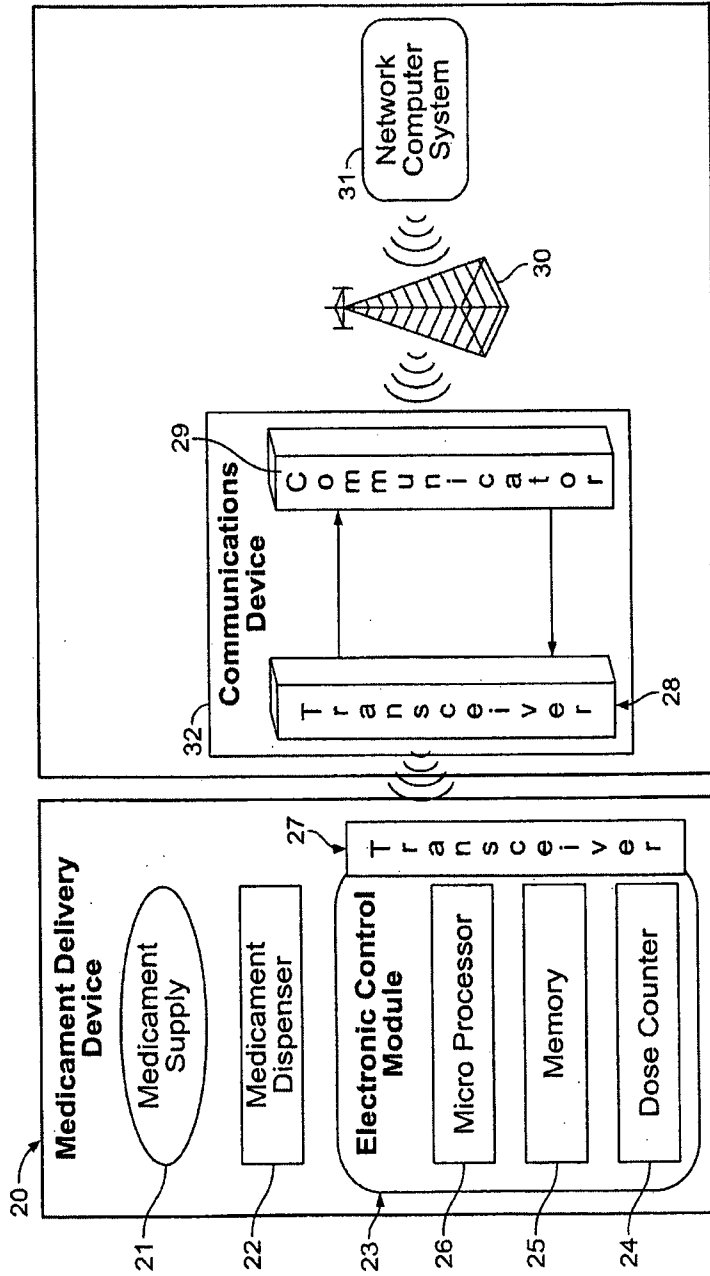


FIG. 6

**REFERENCES CITED IN THE DESCRIPTION**

*This list of references cited by the applicant is for the reader's convenience only. It does not form part of the European patent document. Even though great care has been taken in compiling the references, errors or omissions cannot be excluded and the EPO disclaims all liability in this regard.*

**Patent documents cited in the description**

- US 5544647 A, Jewett [0016]
- US 6202642 B, McKinnon [0016]
- US 20050028815 A, Deaton [0016]
- US 5363842 A, Mischelevich [0018]
- US 2008052869 W, Levy [0025]
- US 6958691 B, Anderson [0026]
- WO 2005020023 A [0030]
- WO 2008091838 A2 [0031]
- US 6294999 B, Yarin [0037]

专利名称(译)	药物输送装置的改进或与之相关的改进		
公开(公告)号	<a href="#">EP2414978A4</a>	公开(公告)日	2015-11-25
申请号	EP2010759089	申请日	2010-03-25
[标]申请(专利权)人(译)	NEXUS6		
申请(专利权)人(译)	NEXUS6有限公司		
当前申请(专利权)人(译)	NEXUS6有限公司		
[标]发明人	SUTHERLAND GARTH CAMPBELL GORMACK MICHAEL JAMES		
发明人	SUTHERLAND, GARTH CAMPBELL GORMACK, MICHAEL JAMES		
IPC分类号	G06F19/00 A61M15/00 A62B7/00 A61B5/00 A61M16/00		
代理机构(译)	WILSON GUNN		
优先权	575943 2009-04-01 NZ		
其他公开文献	EP2414978B1 EP2414978A1		
外部链接	<a href="#">Espacenet</a>		

#### 摘要(译)

本发明涉及药物输送装置的改进或与药物输送装置有关的改进。特别地，本发明涉及一种可以安装在电子药物输送装置上的通信装置。本发明特别适用于电子药物吸入器，例如用于治疗糖尿病或呼吸道疾病如哮喘，COPD，囊性纤维化和支气管扩张的电子药物吸入器。