



(11) **EP 3 424 410 A1**

(12) **EUROPEAN PATENT APPLICATION**
published in accordance with Art. 153(4) EPC

(43) Date of publication:
09.01.2019 Bulletin 2019/02

(51) Int Cl.:
A61B 5/00 (2006.01) A61B 5/022 (2006.01)

(21) Application number: **17778996.3**

(86) International application number:
PCT/JP2017/012452

(22) Date of filing: **27.03.2017**

(87) International publication number:
WO 2017/175617 (12.10.2017 Gazette 2017/41)

(84) Designated Contracting States:
AL AT BE BG CH CY CZ DE DK EE ES FI FR GB GR HR HU IE IS IT LI LT LU LV MC MK MT NL NO PL PT RO RS SE SI SK SM TR
Designated Extension States:
BA ME
Designated Validation States:
MA MD

(72) Inventors:
• **YAMASHITA Shingo**
Muko-shi
Kyoto 617-0002 (JP)
• **MAEDA Naoki**
Kyoto-shi
Kyoto 600-8530 (JP)

(30) Priority: **05.04.2016 JP 2016075968**

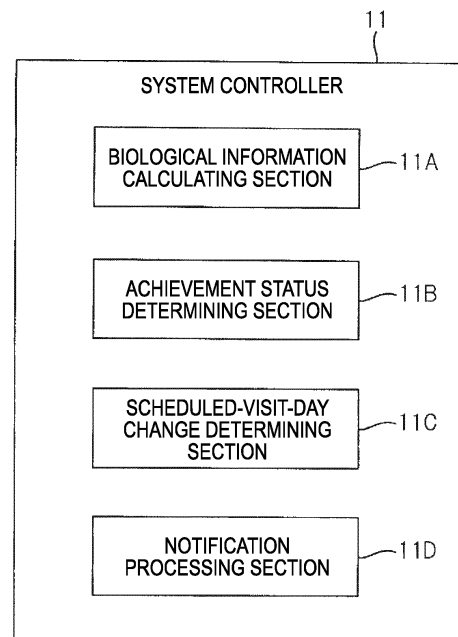
(74) Representative: **Isarpatent**
Patent- und Rechtsanwälte Behnisch Barth
Charles
Hassa Peckmann & Partner mbB
Friedrichstrasse 31
80801 München (DE)

(71) Applicant: **Omron Healthcare Co., Ltd.**
Kyoto 617-0002 (JP)

(54) **DIAGNOSTIC ASSISTANCE DEVICE, VITAL SIGNS INFORMATION MEASURING DEVICE, DIAGNOSTIC ASSISTANCE METHOD, AND DIAGNOSTIC ASSISTANCE PROGRAM**

(57) A diagnosis assistance device, diagnosis assistance method, and diagnosis assistance program which enable checking whether information necessary for a diagnosis is accumulated or not, and which can assist a prompt and correct diagnosis are provided. A biological information measurement device 1 includes a system controller 11 which assists a diagnosis which is performed by using a plurality of sets of biological information that are measured from a subject, and that are stored in a storage medium 13. The system controller 11 includes: an achievement status determining section 11B which determines an achievement status of a predetermined condition related to biological information that is measured from the subject, based on the plurality of sets of biological information stored in the storage medium 13; and a notification processing section 11D which performs a process of notifying of the achievement status.

FIG. 2



EP 3 424 410 A1

Description

Technical Field

[0001] The present invention relates to a diagnosis support device, a biological information measurement device, a diagnosis assistance method, and a diagnosis assistance program.

Background Art

[0002] Usually, biological information which is necessary for a diagnosis of a living body, such as blood pressure information, pulse information, or beat information has a large circadian variation. In order to perform a diagnosis or the like, therefore, biological information is consecutively measured from the subject, and then recorded.

[0003] Patent Literature 1 discloses a biological information measurement device in which blood pressure information is continuously measured a plurality of times by using the oscillometric method, and, after the plurality of measurements of blood pressure information, reliability degrees indicating the reliabilities of the respective sets of measured blood pressure information are displayed.

[0004] Patent Literature 2 discloses an activity meter which has a function of measuring the heart rate, and which, at the end of the measurement, displays a trend graph of the heart rate.

Citation List

Patent Literature

[0005]

Patent Literature 1: JP-A-2010-88576
Patent Literature 2: JP-A-2007-215722

Summary of Invention

Technical Problem

[0006] Preferably, biological information such as above-described one which has a large circadian variation is measured in a manner that the subject periodically uses a biological information measurement device in the home of the subject, or the like.

[0007] For example, the doctor designates a plurality of specific times (the time of awakening, daytime, before bedtime, and the like) in one day, and the subject uses a biological information measurement device for a plurality of days in the home, and measures biological information at each of the plurality of designated times.

[0008] When all of the measurements of biological information at the timings designated by the doctor are ended, the subject carries the biological information

measurement device to the hospital. In the hospital, the doctor checks the biological information for the plurality of days which is stored in the biological information measurement device, and determines the treatment strategy.

[0009] In such a use mode, there is a possibility that the biological information measurement device is carried to the hospital in a state where samples of biological information the number of which is necessary for determination of the treatment strategy have not been measured. As a result, a diagnosis cannot be correctly performed, or the subject is again requested to measure deficient information in order to correctly perform a diagnosis, and the diagnosis requires a long time. Patent Literatures 1 and 2 fail to consider these problems.

[0010] The invention has been conducted in view of the above circumstances. It is an object of the invention to provide a diagnosis assistance device, biological information measurement device, diagnosis assistance method, and diagnosis assistance program which enable the subject to check whether information necessary for a diagnosis is accumulated or not, and which can assist a prompt and correct diagnosis.

Solution to Problem

[0011] According to the present invention, there is provided a diagnosis assistance device for assisting a diagnosis which is performed by using a plurality of sets of biological information that are measured from a subject, and that are stored in a storage medium, the diagnosis assistance device including:

an achievement status determining section which determines an achievement status of a predetermined condition related to biological information that is measured from the subject, based on the plurality of sets of biological information stored in the storage medium; and
a notification processing section which performs a process of notifying of the achievement status.

[0012] According to the present invention, there is provided a biological information measurement device which measures biological information, and which stores the biological information in a storage medium, wherein the biological information measurement device includes the diagnosis assistance device.

[0013] According to the present invention, there is provided a diagnosis assistance method for assisting a diagnosis which is performed by using a plurality of sets of biological information that are measured from a subject by a biological information measurement device, and that are stored in a storage medium, the diagnosis assistance method including:

an achievement status determining step of determining an achievement status of a predetermined condition related to biological information that is meas-

ured from the subject, based on the plurality of sets of biological information stored in the storage medium; and
 a notification processing step of performing a process of notifying of the achievement status.

[0014] According to the present invention, there is provided a diagnosis assistance program for assisting a diagnosis which is performed by using a plurality of sets of biological information that are measured from a subject by a biological information measurement device, and that are stored in a storage medium, wherein the program causes a computer to execute:

an achievement status determining step of determining an achievement status of a predetermined condition related to biological information that is measured from the subject, based on the plurality of sets of biological information stored in the storage medium; and
 a notification processing step of performing a process of notifying of the achievement status.

Advantageous Effects of Invention

[0015] According to the invention, it is possible to provide a diagnosis assistance device, biological information measurement device, diagnosis assistance method, and diagnosis assistance program which enable the subject to check whether information necessary for a diagnosis is accumulated or not, and which can assist a prompt and correct diagnosis.

Brief Description of Drawings

[0016]

Fig. 1 is a diagram showing the internal hardware configuration of a biological information measurement device 1 for illustrating an embodiment of the invention.

Fig. 2 is a functional block diagram of a system controller 11 of the biological information measurement device 1 shown in Fig. 1.

Fig. 3 is a flowchart illustrating the operation of the biological information measurement device 1 shown in Fig. 1.

Fig. 4 is a view showing screen display examples of a displaying section 15 of the biological information measurement device 1 shown in Fig. 1.

Fig. 5 is a view showing screen display examples of the displaying section 15 of the biological information measurement device 1 shown in Fig. 1.

Fig. 6 is a diagram schematically showing the configuration of a diagnosis assistance system 100 which is an embodiment of the invention.

Fig. 7 is a diagram showing the internal hardware configuration of an electronic device 2 of the diag-

nosis assistance system 100 shown in Fig. 6.

Fig. 8 is a functional block diagram of a system controller 21 of the electronic device 2 shown in Fig. 7.

5 Description of Embodiments

[0017] Hereinafter, embodiments of the invention will be described with reference to the drawings.

[0018] Fig. 1 is a diagram showing the internal hardware configuration of a biological information measurement device 1 for illustrating an embodiment of the invention.

[0019] The biological information measurement device 1 measures biological information such as blood pressure information, pulse information, or beat information, and stores the biological information in a storage medium 13. For example, the blood pressure information contains the systolic blood pressure, the diastolic blood pressure, or the mean blood pressure. For example, the pulse information contains the pulse rate and the like. For example, the beat information contains the beat rate and the like.

[0020] The biological information measurement device 1 includes a pulse wave detecting section 10, a system controller 11 which generally controls the entire device, a communication interface (I/F) 12, the storage medium 13, an operating section 14, and a displaying section 15.

[0021] The pulse wave detecting section 10 detects a pulse wave from a living body portion (such as the wrist) of the subject. In the pulse wave detecting section 10, a configuration which detects a pressure pulse wave as the pulse wave by, for example, using the tonometry method is used. Alternatively, the pulse wave detecting section 10 may detect a volume pulse wave as the pulse wave. The pulse wave detecting section 10 may detect the pulse wave from reflected light from the artery which is obtained by irradiating the artery with a light beam.

[0022] The pulse wave detecting section 10 detects a pulse wave which is generated every pulse (the time period when the heart pulsates one time), and supplies the detected pulse wave to the system controller 11.

[0023] The system controller 11 is configured mainly by a processor, and includes a ROM (Read Only Memory) which stores programs and the like to be executed by the processor, a RAM (Random Access Memory) functioning as a work memory, and the like.

[0024] The system controller 11 calculates biological information based on the pulse wave which is detected every pulse by the pulse wave detecting section 10, and stores the calculated biological information in the storage medium 13 while associated with date information indicating the year, month, and day when the pulse wave is detected, and time information indicating the time when the pulse wave is detected.

[0025] The communication I/F 12 is an interface connecting the device to other electronic devices (for example, a hospital terminal disposed in a hospital) by wire or over the wireless.

[0026] The storage medium 13 stores various data such as the biological information calculated by the system controller 11. The storage medium 13 is configured by, for example, a flash memory or a hard disk. The storage medium 13 may be a portable storage medium which is detachable from the biological information measurement device 1.

[0027] When the operating section 14 is operated, arbitrary information can be stored in the storage medium 13. Information of the scheduled hospital visit day of next visiting the hospital which the subject who measures biological information by using the biological information measurement device 1 visits, and that of a predetermined condition of information which is necessary for a diagnosis is stored as the arbitrary information in the storage medium 13.

[0028] The information of the scheduled hospital visit day is date information indicating the year, the month, and the day, and supplied by the subject or a person concerned with the hospital to the biological information measurement device 1, and then stored in the storage medium 13.

[0029] The information of the condition is supplied by a person concerned with the hospital, such as the doctor or the nurse to the biological information measurement device 1, and then stored in the storage medium 13 to be set in the device.

[0030] Specific examples (first to fifth conditions) of the above-described condition are listed as follows.

[0031] The first condition is "The number of sets of biological information which are stored in the storage medium 13 from an arbitrary timing functioning as a reference becomes equal to or larger than a threshold TH1."

[0032] As the threshold TH1, an adequate value (for example, 100,000 sets) which is necessary for determination of the treatment strategy for the subject is set by the doctor or the like in consideration of a result of a medical interview with the subject, a test result, and the like. As the arbitrary timing, for example, the year, month, day, and time when the subject undergoes consultation are set by a person concerned with the hospital.

[0033] The second condition is "The number of groups of biological information for one day which are stored in the storage medium 13 from the arbitrary timing functioning as the reference becomes equal to or larger than a threshold TH2."

[0034] The group of biological information for one day is configured by a plurality of sets of biological information in which sets of information of the same date are stored while associated with one another. When one day is divided into a plurality of periods (for example, 3 divisions or morning, daytime, and night, or 23 divisions in the unit of hour), the group contains, for each of the periods, a predetermined number (a value 1 or more) of sets of biological information corresponding to the day and time belonging to the period.

[0035] When at least one measurement of biological information is performed every hour in the same date,

for example, a group containing all sets of biological information corresponding to the date is a group of biological information for one day.

[0036] The second condition is set, for example, in the case where a change of biological information for one week or one month is to be known.

[0037] The first condition and the second condition are conditions for the numbers of sets of biological information stored in the storage medium 13, respectively.

[0038] The third condition is "In biological information which is stored in the storage medium 13 from the arbitrary timing functioning as the reference, when seen in time sequence, the occurrence frequency of a first pattern (so-called surge) in which biological information temporarily rises to or higher than a reference value, or the variation amount of biological information is temporarily equal to or larger than a variation threshold is equal to or larger than a threshold TH3."

[0039] The term of temporarily means a short predetermined period which is about several seconds to several tens of seconds. As the reference value, the variation threshold, and the threshold TH3, values at which attention is required in the health condition of the subject are set by the doctor. The occurrence frequency indicates the number at which the above-described first pattern occurs in a predetermined period (for example, one day).

[0040] The fourth condition is "Change patterns of the biological information which is stored in the storage medium 13 from the arbitrary timing functioning as the reference contain a specific pattern a number of times equal to or larger than a threshold TH4." As the threshold TH4, a value corresponding to a result of a medical interview with the subject, a test result, or the like is set by the doctor.

[0041] The specific pattern contains one of the above-described first pattern, and the below-described second pattern.

[0042] The second pattern means a pattern of a change of biological information for one day in the case where biological information is blood pressure information, and contains a so-called riser pattern, a so-called non-dipper pattern, a so-called extreme-dipper pattern, or the like.

[0043] Extreme-dipper is a pattern in which the decreasing rate of biological information in a predetermined time interval in the night, with respect to biological information in a predetermined time interval in the daytime is 20% or more.

[0044] Non-dipper is a pattern in which the decreasing rate of biological information in a time interval in the night, with respect to biological information in a time interval in the daytime is smaller than 10%.

[0045] A pattern which is non-dipper, and in which biological information in a time interval in the night rises with respect to biological information in a time interval in the daytime is riser.

[0046] The specific pattern is determined as a pattern according to the subject, in accordance with a result of

a medical interview with the subject, a test result, and the like.

[0047] The third condition and the fourth condition are conditions for a change pattern of biological information stored in the storage medium 13, respectively.

[0048] The fifth condition is "Biological information which is stored in the storage medium 13 from the arbitrary timing functioning as the reference contains biological information in which the absolute value is equal to or larger than a threshold TH5." As the threshold TH5, a value at which attention is required in the health condition of the subject is set by the doctor. For example, the fifth condition is set in the case where consultation must be immediately performed, such as a case where an abnormally high blood pressure is measured.

[0049] The operating section 14 is an interface for inputting an instruction signal for the system controller 11, and configured by, for example, buttons or touch panel for instructing start, end, and the like of various operations including measurement of biological information.

[0050] The displaying section 15 is used for displaying various information such as measured biological information, and configured by a liquid crystal display device or the like.

[0051] Fig. 2 is a functional block diagram of the system controller 11 of the biological information measurement device 1 shown in Fig. 1.

[0052] The system controller 11 includes a biological information calculating section 11A, an achievement status determining section 11B, a scheduled-visit-day change determining section 11C, and a notification processing section 11D. The system controller 11 constitutes the diagnosis assistance device.

[0053] The biological information calculating section 11A, the achievement status determining section 11B, the scheduled-visit-day change determining section 11C, and the notification processing section 11D are configured by causing the processor to execute the programs stored in the ROM. The programs include the diagnosis assistance program.

[0054] The biological information calculating section 11A calculates biological information by a well-known method based on the pulse wave supplied from the pulse wave detecting section 10. The biological information calculating section 11A causes the calculated biological information, and information of the date and time at which the pulse wave that is used in the calculation of the biological information is detected, to be stored in the storage medium 13 while associated with one another. In the storage medium 13, the storage of biological information for each beat advances. The biological information calculating section 11A may calculate and store biological information one time per plural beats.

[0055] In the case where a predetermined determination condition is satisfied, the achievement status determining section 11B determines the achievement status of the above-described condition stored in the storage medium 13, based on the biological information stored

in the storage medium 13. Specifically, the achievement status determining section 11B outputs, as information indicating the achievement status, an achievement rate indicating the degree at which the biological information stored in the storage medium 13 achieves the above-described condition.

[0056] The achievement status determining section 11B analyzes the plurality of sets of biological information which are stored in the storage medium 13, and which are arranged in time sequence, obtains the total number of the plurality of sets of biological information, that of groups for one day which are contained in the plurality of sets of biological information, the occurrence frequency of the first pattern, the total number of occurrences of the first pattern, and that of occurrences of the second pattern, and, in accordance with the obtained information, determines the achievement status of the condition.

[0057] For example, the above-described determination condition is a case where the end of the measurement of biological information is instructed, for example, by pressing a measurement end button included in the operating section 14, or that where notification of the achievement status is instructed, for example, by pressing an achievement status display button included in the operating section 14.

[0058] In the case where the biological information measurement device 1 is operated by batteries, a determination condition that the remaining battery power of the biological information measurement device 1 is equal to or smaller than a predetermined remaining threshold which is necessary for the operation of measuring biological information may be employed.

[0059] The scheduled-visit-day change determining section 11C acquires the information of the scheduled hospital visit day which is stored in the storage medium 13, and determines whether the scheduled next hospital visit day is required to be changed or not, based on the acquired information of the scheduled hospital visit day, and the achievement status that is determined by the achievement status determining section 11B.

[0060] For example, the description will be made by exemplifying a case where the condition stored in the storage medium 13 is the second condition (the condition "The number of groups of biological information for one day which are stored in the storage medium 13 from the arbitrary timing functioning as the reference becomes equal to or larger than the threshold TH2"). Here, the threshold TH2 in the second condition is assumed to be "7".

[0061] It is assumed that, at the timing when the achievement status determining section 11B determines the achievement status, the number of groups for one day which are contained in biological information that has already stored in the storage medium 13 is five as compared to groups of biological information for seven days which are necessary for diagnosis.

[0062] In this case, it can be determined that measurement of biological information for at least two days is nec-

essary until the second condition is achieved. The scheduled-visit-day change determining section 11C calculates the number of days (the number of days remaining until the scheduled hospital visit day) which exist from the date when the achievement status determining section 11B determines the achievement status, to the date of the scheduled hospital visit day, and compares the calculated number of days remaining until the scheduled hospital visit day with the minimum number of the days which are necessary for achieving the second condition (in the above example, two days).

[0063] If the number of days remaining until the scheduled hospital visit day exceeds the minimum number of the days which are necessary for achieving the second condition, then, the scheduled-visit-day change determining section 11C determines that the scheduled hospital visit day is not required to be changed. If the number of days remaining until the scheduled hospital visit day is equal to or smaller than the minimum number of the days which are necessary for achieving the second condition, the scheduled-visit-day change determining section 11C determines that the scheduled hospital visit day is required to be changed.

[0064] The notification processing section 11D performs a process of notifying of the achievement status which is determined by the achievement status determining section 11B.

[0065] This process is a process of displaying information based on the achievement status on the displaying section 15, that of outputting the information based on the achievement status in the form of a sound output from a speaker of the biological information measurement device 1 which is not shown, that of transmitting the information based on the achievement status from the communication interface (I/F) 12 to an external electronic device (for example, a smartphone possessed by the subject), or the like.

[0066] The notification processing section 11D performs also a process of notifying of information based on the result of the determination performed by the scheduled-visit-day change determining section 11C.

[0067] Fig. 3 is a flowchart illustrating an example of the operation of the biological information measurement device 1 shown in Fig. 1. Here, a case where the notification processing section 11D performs notification by causing the displaying section 15 to display information will be described. The description will be made while assuming that the determination condition is the condition that the end of the measurement of biological information is instructed.

[0068] When the biological information measurement device 1 is attached to the subject, and a measurement start button included in the operating section 14 is depressed, the biological information calculating section 11A of the system controller 11 calculates biological information based on the pulse wave detected by the pulse wave detecting section 10, and causes the calculated biological information to be stored in the storage medium

13 (step S1).

[0069] After the start of the measurement of biological information, the achievement status determining section 11B of the system controller 11 determines whether instructions for ending the measurement of biological information is input or not (step S2). If the instructions for ending the measurement are not input (step S2: NO), the process returns to step S1.

[0070] If the instructions for ending the measurement are input (step S2: YES), the achievement status determining section 11B determines the achievement status of the condition stored in the storage medium 13 (here, assumed that the second condition is stored), based on biological information which is among the biological information stored in the storage medium 13, and which is stored on or after the arbitrary timing functioning as the reference (step S3).

[0071] Next, the scheduled-visit-day change determining section 11C of the system controller 11 acquires the information of the scheduled hospital visit day which is stored in the storage medium 13, and determines whether the scheduled next hospital visit day for the subject is required to be changed or not, based on the acquired information of the scheduled hospital visit day, and the achievement status that is determined in step S3 (step S4).

[0072] If it is determined in step S4 that the scheduled hospital visit day is required to be changed (step S5: YES), the notification processing section 11D causes information based on the achievement status which is determined in step S3, and information promoting a change of the scheduled hospital visit day to be displayed on the displaying section 15 (step S7).

[0073] Fig. 4(a) is a view showing an example of a screen which is displayed on the displaying section 15 in step S7. In Fig. 4(a), a screen example in the case where the threshold TH2 of the second condition which is used in the determination of the achievement status in step S3 is "7" is shown.

[0074] As shown in Fig. 4(a), an item "Number of measured days/Number of necessary days" and characters "5/7" which is a result corresponding to the item are displayed as information based on the achievement status on the displaying section 15. The numerical value "5" corresponds to the number of the measured days, and the numerical value "7" corresponds to the number of the necessary days. "Number of measured days" indicates the number of groups of biological information for one day, and "Number of necessary days" indicates the threshold TH2. Moreover, a message promoting a change of the scheduled hospital visit day, i.e., "Behind schedule. Reschedule scheduled consultation day, and again reserve consultation." is displayed as information promoting a change of the scheduled hospital visit day, on the displaying section 15.

[0075] If it is determined in step S4 that the scheduled hospital visit day is not required to be changed (step S5: NO), the notification processing section 11D causes in-

formation based on the achievement status which is determined in step S3, and information indicating that the scheduled hospital visit day is not required to be changed, to be displayed on the displaying section 15 (step S6).

[0076] Fig. 4(b) is a view showing an example of a screen which is displayed on the displaying section 15 in step S6. In Fig. 4(b), a screen example in the case where the threshold TH2 of the second condition which is used in the determination of the achievement status in step S3 is "7" is shown.

[0077] As shown in Fig. 4(b), the information identical with that of Fig. 4(a) is displayed as information based on the achievement status, on the displaying section 15. Moreover, a message "As planned. Rescheduling of scheduled consultation day is not required." is displayed as information indicating that the scheduled hospital visit day is not required to be changed, on the displaying section 15. As shown in Fig. 4(c), alternatively, the notification processing section 11D may cause only information based on the achievement status to be displayed in step S6 on the displaying section 15.

[0078] Figs. 4(d) to 4(g) are views showing display examples of information which is displayed in step S6 or step S7 on the displaying section 15, and which is based on the achievement status.

[0079] Figs. 4(d) and 4(e) show screen display examples in the case where the achievement rate determined by the achievement status determining section 11B is 80%. Fig. 4(f) shows a screen display example in the case where the achievement rate determined by the achievement status determining section 11B is 100%.

[0080] The achievement rate in the case where the first condition is employed is a rate with respect to the threshold TH1 of the total number of sets of biological information stored in the storage medium 13. The upper limit of the rate is 100%.

[0081] The achievement rate in the case where the second condition is employed is a rate with respect to the threshold TH2 of the total number of groups of biological information for one day which are stored in the storage medium 13. The upper limit of the rate is 100%.

[0082] The achievement rate in the case where the third condition is employed is a rate with respect to the threshold TH3 of the occurrence frequency of the first pattern based on the biological information stored in the storage medium 13. The upper limit of the rate is 100%.

[0083] The achievement rate in the case where the fourth condition is employed is a rate with respect to the threshold TH4 of the number of occurrences of the specific pattern based on the biological information stored in the storage medium 13. The upper limit of the rate is 100%.

[0084] As shown in Fig. 4(d), the notification processing section 11D may cause information indicating the achievement rate to be displayed as it is on the displaying section 15.

[0085] As shown in Fig. 4(e), the notification processing section 11D may cause information indicating the re-

maining rate which is obtained from the achievement rate, and which is necessary for achieving the condition, to be displayed on the displaying section 15.

[0086] In the case where the achievement rate is 100%, the notification processing section 11D may cause a message such as shown in Fig. 4(f) as information indicating that it is not necessary to further measure biological information, to be displayed.

[0087] In the case where the achievement rate is smaller than 100%, the notification processing section 11D may cause a message such as shown in Fig. 4(g) as information indicating that it is necessary to continue the measurement of biological information, to be displayed.

[0088] As shown in Figs. 5(a) and 5(b), the notification processing section 11D notifies of the achievement status by means of not only a message but also graphics such as a circle graph or a bar graph.

[0089] As described above, in the case where the end of the measurement of biological information is instructed, for example, the biological information measurement device 1 determines the achievement status of the condition for biological information based on the biological information in the storage medium 13, and notifies of the determined achievement status. From the notified achievement status, therefore, the subject can easily know whether information which is necessary until the next consultation is stored in the storage medium 13, or not. Consequently, a situation where consultation in the hospital is performed in a state where information is insufficient can be prevented from occurring, and the doctor can efficiently diagnose the subject.

[0090] According to the biological information measurement device 1, the subject is notified of the necessity or unnecessary of a change of the scheduled hospital visit day, based on the achievement status and information of the scheduled hospital visit day. Therefore, a situation where consultation is performed in a state where information is insufficient can be prevented at a high degree of certainty from occurring.

[0091] The scheduled-visit-day change determining section 11C of the system controller 11 is not an essential component, and may be omitted. In this case, the biological information measurement device 1 operates in the following manner. In the flowchart shown in Fig. 3, steps S4 to S7 are deleted, and, after step S3, a screen containing information based on the achievement status (for example, the screens shown in Figs. 4(c) to 4(g)) is displayed on the displaying section 15.

[0092] In the case where the end of the measurement of biological information is instructed, for example, the biological information measurement device 1 notifies of the achievement status. Therefore, the possibility that the subject misses the achievement status can be reduced as far as possible, and efficient measurement can be performed. This is because it is considered that, after measurement is ended, the subject certainly views the displaying section 15 and the like.

[0093] In the biological information measurement de-

vice 1, in the case where the remaining battery power of the biological information measurement device 1 is equal to or smaller than the remaining threshold which is necessary for the operation of measuring biological information, notification of the achievement status is performed. Depending on the contents of the notification, therefore, the subject can determine whether the device is further charged from the present time to continue measurement or not, and it is possible to eliminate a waste charging work.

[0094] In the biological information measurement device 1, in the case where notification of the achievement status is instructed, the achievement status is notified. Therefore, the subject can check the achievement status at an arbitrary timing. Consequently, this can contribute to enhanced motivation to measure biological information, and eliminate waste measurement.

[0095] Fig. 6 is a diagram schematically showing the configuration of a diagnosis assistance system 100 which is an embodiment of the invention. The diagnosis assistance system 100 includes a biological information measurement device 1A and an electronic device 2.

[0096] The internal hardware configuration of the biological information measurement device 1A is identical with that of the biological information measurement device 1, and therefore its description is omitted. The functional block diagram of the system controller 11 of the biological information measurement device 1A is formed by deleting the achievement status determining section 11B, the scheduled-visit-day change determining section 11C, and the notification processing section 11D from Fig. 2.

[0097] The electronic device 2 is an electronic device such as a personal computer, a smartphone, or a tablet terminal.

[0098] The electronic device 2 can be wiredly or wirelessly connected to the biological information measurement device 1A, and read data of the storage medium 13 of the biological information measurement device 1A. In the case where the storage medium 13 of the biological information measurement device 1A is of the portable type, the electronic device 2 may have means by which data can be read from the storage medium, and be configured so as to read data from an attached storage medium.

[0099] Fig. 7 is a diagram showing the internal hardware configuration of the electronic device 2 of the diagnosis assistance system 100 shown in Fig. 6.

[0100] The electronic device 2 includes a system controller 21 which generally controls the entire device, a communication interface (I/F) 22, a storage medium 23, an operating section 24, and a displaying section 25.

[0101] The system controller 21 is configured mainly by a processor, and includes a ROM which stores programs and the like to be executed by the processor, a RAM functioning as a work memory, and the like.

[0102] The communication I/F 22 is an interface for wiredly or wirelessly connecting the device to other elec-

tronic devices including the biological information measurement device 1A.

[0103] The storage medium 23 stores data which are read out from the biological information measurement device 1A. The storage medium 23 is configured by, for example, a flash memory.

[0104] The operating section 24 is an interface for inputting an instruction signal for the system controller 21, and configured by a keyboard, a mouse, buttons, a touch panel, or the like.

[0105] The displaying section 25 is used for displaying various information, and configured by a liquid crystal display device or the like.

[0106] Fig. 8 is a functional block diagram of the system controller 21 of the electronic device 2 shown in Fig. 7.

[0107] The system controller 21 includes a measurement data acquiring section 21A, an achievement status determining section 21B, a scheduled-visit-day change determining section 21C, and a notification processing section 21D.

[0108] The measurement data acquiring section 21A, the achievement status determining section 21B, the scheduled-visit-day change determining section 21C, and the notification processing section 21D are configured by causing the processor to execute the programs stored in the ROM. The programs include the diagnosis assistance program. The system controller 21 constitutes the diagnosis assistance device.

[0109] The measurement data acquiring section 21A acquires, from the storage medium 13 of the biological information measurement device 1A, various data containing biological information stored in the storage medium 13 (including information of conditions for biological information, and that of the scheduled hospital visit day), and causes the data to be stored in the storage medium 23.

[0110] The achievement status determining section 21B has functions which are similar to those of the achievement status determining section 11B, and determines the achievement status of the condition which is stored in the storage medium 23, based on biological information which is among the biological information stored in the storage medium 13, and which is stored on or after the arbitrary timing, at a timing when the operating section 24 of the electronic device 2 is operated, and notification of the achievement status is instructed, that when copying of the data on the storage medium 13 to the storage medium 23 is completed, or the like timing.

[0111] The scheduled-visit-day change determining section 21C has functions which are similar to those of the scheduled-visit-day change determining section 11C, and determines whether the scheduled hospital visit day is required to be changed or not, based on the achievement status that is determined by the achievement status determining section 21B, and the information of the scheduled hospital visit day stored in the storage medium 23.

[0112] The notification processing section 21D has

functions which are similar to those of the notification processing section 11D, and performs a process of notifying of information based on the achievement status which is determined by the achievement status determining section 21B, and information of the necessity or un-necessity of a change of the scheduled hospital visit day which is determined by the scheduled-visit-day change determining section 21C. The notification processing section 21D performs notification by causing the information to be displayed on the displaying section 25, or outputting a sound from a speaker which is not shown.

[0113] As described above, also the configuration where the electronic device 2 determines the achievement status of the condition, and the necessity or un-necessity of a change of the scheduled hospital visit day, and notifies of the information is possible. According to the configuration, the throughput in the biological information measurement device 1A can be reduced, and the battery life of the device can be prolonged. Even in the case where the displaying section, the speaker, or the like are not disposed in the biological information measurement device 1A, moreover, the achievement status and the like can be notified to the subject, and the configuration can cope with miniaturization and cost reduction of the biological information measurement device 1A.

[0114] Although, in the above description, the biological information measurement device 1 and the biological information measurement device 1A are assumed to calculate biological information for each beat based on the pulse wave which is a biological signal detected by the pulse wave detecting section 10, the method for measuring biological information, or the measurement frequency of biological information is not limited to the above, and well known techniques may be employed.

[0115] For example, the biological information measurement device 1 and the biological information measurement device 1A may have a configuration where a device for measuring the pulse wave propagation velocity is used in place of the pulse wave detecting section 10, and biological information such as blood pressure information is calculated for each beat based on the pulse wave propagation velocity which is a biological signal detected by the device.

[0116] The biological information measurement device 1 and the biological information measurement device 1A may calculate blood pressure information, pulse information, or beat information by using the oscillometric method or the like, and cause the information to be stored in the storage medium 13. The measurement of biological information may be performed at a timing which is designated by the doctor (for example, morning, daytime, and night, or every hour).

[0117] Although the notification processing section 11D and the notification processing section 21D basically notify the achievement status to the subject of the biological information measurement device 1 and the biological information measurement device 1A, the sections may have a configuration where information based on

the achievement status is transmitted to a terminal of the hospital to which the subject regularly visits, through the Internet or the like, and a person concerned with the hospital is notified of the achievement status.

5 **[0118]** According to the configuration, the measurement status of the patient can be known on the side of the hospital, and a countermeasure such as prompting the patient to change the appointment day can be taken. As a result, the diagnosis can be efficiently performed.

10 **[0119]** The notification processing section 11D and the notification processing section 21D may notify the subject or a person concerned with the hospital of the achievement status, every predetermined period such as one day. According to this, effects that, even when the subject does not perform a specific operation, the achievement status can be informed by push, and that, in a situation where the number of samples of biological information is insufficient, the subject is encouraged for improvement can be expected. A person concerned with the hospital may provide the subject with an advice for promoting improvement.

15 **[0120]** In the case where the above-described condition (the first to fifth conditions) is achieved, the notification processing section 11D and the notification processing section 21D may notify the subject or a person concerned with the hospital of the situation where the condition is achieved.

20 **[0121]** The above-described various programs are stored in a non-transitory recording medium from which a computer can read the programs.

25 **[0122]** For example, such "computer readable recording medium" includes a ROM, an optical medium such as a CD-ROM (Compact Disc-ROM), a magnetic recording medium such as a memory card, and the like. Alternatively, such programs can be provided by downloading via a network.

30 **[0123]** The presently disclosed embodiments should be considered in all respects to be illustrative and not restrictive. The scope of the invention is indicated by the appended claims rather than the foregoing description, and all changes which come within the meaning and range of the claims and equivalents thereof are intended to be embraced therein.

35 **[0124]** As described above, the following matters are disclosed in the specification.

40 **[0125]** There is disclosed a diagnosis assistance device for assisting a diagnosis which is performed by using a plurality of sets of biological information that are measured from a subject, and that are stored in a storage medium, the diagnosis assistance device comprising:

45 an achievement status determining section which determines an achievement status of a predetermined condition related to biological information that is measured from the subject, based on the plurality of sets of biological information stored in the storage medium; and
50 a notification processing section which performs a

process of notifying of the achievement status.

[0126] The disclosed diagnosis assistance device may be configured such that the condition is a condition related to a number of the sets of biological information which are stored in the storage medium.

[0127] The disclosed diagnosis assistance device may be configured such that the condition is that the number of the sets of biological information which are stored in the storage medium is equal to or larger than a threshold.

[0128] The disclosed diagnosis assistance device may be configured such that the condition is that a number of groups of biological information for one day which are stored in the storage medium is equal to or larger than a threshold.

[0129] The disclosed diagnosis assistance device may be configured such that the condition is a condition related to a pattern of a change of biological information which is stored in the storage medium.

[0130] The disclosed diagnosis assistance device may be configured such that the condition is that, in the biological information stored in the storage medium, an occurrence frequency of a pattern in which the biological information temporarily rises to or higher than a reference value is equal to or larger than a threshold.

[0131] The disclosed diagnosis assistance device may be configured such that the condition is that the pattern of a change of biological information which is stored in the storage medium contains, threshold or more times, a specific pattern.

[0132] The disclosed diagnosis assistance device may be configured such that the specific pattern is a pattern in which the biological information temporarily rises to or higher than a reference value, or a pattern in which a variation amount of the biological information is temporarily equal to or larger than a threshold.

[0133] The disclosed diagnosis assistance device may be configured such that the specific pattern is extreme-dipper, non-dipper, or riser.

[0134] The disclosed diagnosis assistance device may be configured such that the condition is that the biological information which is stored in the storage medium contains information in which an absolute value is equal to or larger than a threshold.

[0135] The disclosed diagnosis assistance device may be configured such that the biological information is blood pressure information.

[0136] There is disclosed a biological information measurement device which measures biological information, and which stores the biological information in a storage medium, wherein the biological information measurement device includes the diagnosis assistance device.

[0137] The disclosed biological information measurement device may be configured such that, in a case where an end of the measurement of biological information is instructed, a case where a remaining battery power of the biological information measurement device is equal

to or smaller than a predetermined remaining threshold which is necessary for an operation of measuring biological information, or a case where notification of an achievement status is instructed, the notification processing section notifies of the achievement status.

[0138] The disclosed biological information measurement device may be configured such that the notification processing section notifies of the achievement status, every predetermined period.

[0139] The disclosed biological information measurement device may be configured such that the device further includes a scheduled-visit-day change determining section which acquires information of a scheduled hospital visit day of the subject from a storage medium that stores the information of the scheduled hospital visit day, and which determines whether the scheduled hospital visit day is required to be changed or not, based on the information and the achievement status, and the notification processing section further notifies of a result of the determination by the scheduled-visit-day change determining section, in addition to the achievement status.

[0140] The disclosed biological information measurement device may be configured such that, in a case where the condition is achieved, the notification processing section notifies of information indicating that the condition is achieved.

[0141] The disclosed biological information measurement device may be configured such that the device includes a biological information calculating section which calculates biological information for each beat based on a biological signal detected from the subject.

[0142] There is disclosed a diagnosis assistance method for assisting a diagnosis which is performed by using a plurality of sets of biological information that are measured from a subject by a biological information measurement device, and that are stored in a storage medium, the diagnosis assistance method including:

an achievement status determining step of determining an achievement status of a predetermined condition related to biological information that is measured from the subject, based on the plurality of sets of biological information stored in the storage medium; and

a notification processing step of performing a process of notifying of the achievement status.

[0143] There is disclosed a diagnosis assistance program for assisting a diagnosis which is performed by using a plurality of sets of biological information that are measured from a subject by a biological information measurement device, and that are stored in a storage medium, wherein the program causes a computer to execute:

an achievement status determining step of determining an achievement status of a predetermined condition related to biological information that is meas-

ured from the subject, based on the plurality of sets of biological information stored in the storage medium; and
a notification processing step of performing a process of notifying of the achievement status.

Industrial Applicability

[0144] The invention is very convenient and effective particularly in application to a blood pressure monitor or the like.

[0145] Although the invention has been described with reference to the specific embodiments, the invention is not limited to the embodiments, and various changes can be made without departing from the technical spirit of the disclosed invention.

[0146] The application is based on Japanese Patent Application (No. 2016-075968) filed April 5, 2016, and its disclosure is incorporated herein by reference.

Reference Signs List

[0147]

1, 1A	biological information measurement device	25
10	pulse wave detecting section	
11, 21	system controller	
12, 22	communication I/F	
13, 23	storage medium	
14, 24	operating section	30
15, 25	displaying section	
11A	biological information calculating section	
11B, 21B	achievement status determining section	
11C, 21C	scheduled-visit-day change determining section	35
11D, 21D	notification processing section	
100	diagnosis assistance system	
2	electronic device	
21A	measurement data acquiring section	40

Claims

1. A diagnosis assistance device for assisting a diagnosis which is performed by using a plurality of sets of biological information that are measured from a subject, and that are stored in a storage medium, the diagnosis assistance device comprising:

an achievement status determining section which determines an achievement status of a predetermined condition related to biological information that is measured from the subject, based on the plurality of sets of biological information stored in the storage medium; and
a notification processing section which performs a process of notifying of the achievement status.

2. The diagnosis assistance device according to claim 1, wherein the condition is a condition related to a number of the sets of biological information which are stored in the storage medium.
3. The diagnosis assistance device according to claim 2, wherein the condition is that the number of the sets of biological information which are stored in the storage medium is equal to or larger than a threshold.
4. The diagnosis assistance device according to claim 2, wherein the condition is that a number of groups of biological information for one day which are stored in the storage medium is equal to or larger than a threshold.
5. The diagnosis assistance device according to claim 1, wherein the condition is a condition related to a pattern of a change of biological information which is stored in the storage medium.
6. The diagnosis assistance device according to claim 5, wherein the condition is that, in the biological information stored in the storage medium, an occurrence frequency of a pattern in which the biological information temporarily rises to or higher than a reference value is equal to or larger than a threshold.
7. The diagnosis assistance device according to claim 5, wherein the condition is that the pattern of a change of biological information which is stored in the storage medium contains, threshold or more times, a specific pattern.
8. The diagnosis assistance device according to claim 7, wherein the specific pattern is a pattern in which the biological information temporarily rises to or higher than a reference value, or a pattern in which a variation amount of the biological information is temporarily equal to or larger than a threshold.
9. The diagnosis assistance device according to claim 7, wherein the specific pattern is extreme-dipper, non-dipper, or riser.
10. The diagnosis assistance device according to claim 1, wherein the condition is that the biological information which is stored in the storage medium contains information in which an absolute value is equal to or larger than a threshold.

- 11. The diagnosis assistance device according to any one of claims 1 to 10, wherein the biological information is blood pressure information.
- 12. A biological information measurement device which measures biological information, and which stores the biological information in a storage medium, wherein the biological information measurement device includes the diagnosis assistance device according to any one of claims 1 to 11.
- 13. The biological information measurement device according to claim 12, wherein, in a case where an end of the measurement of biological information is instructed, a case where a remaining battery power of the biological information measurement device is equal to or smaller than a predetermined remaining threshold which is necessary for an operation of measuring biological information, or a case where notification of an achievement status is instructed, the notification processing section notifies or the achievement status.
- 14. The biological information measurement device according to claim 12, wherein the notification processing section notifies of the achievement status, every predetermined period.
- 15. The biological information measurement device according to any one of claims 12 to 14, wherein the device further includes a scheduled-visit-day change determining section which acquires information of a scheduled hospital visit day of the subject from a storage medium that stores the information of the scheduled hospital visit day, and which determines whether the scheduled hospital visit day is required to be changed or not, based on the information and the achievement status, and the notification processing section further notifies of a result of the determination by the scheduled-visit-day change determining section, in addition to the achievement status.
- 16. The biological information measurement device according to any one of claims 12 to 15, wherein, in a case where the condition is achieved, the notification processing section notifies of information indicating that the condition is achieved.
- 17. The biological information measurement device according to any one of claims 12 to 16, wherein the device includes a biological information calculating section which calculates biological information for each beat based on a biological signal detected from the subject.

5
10
15
20
25
30
35
40
45
50
55

- 18. A diagnosis assistance method for assisting a diagnosis which is performed by using a plurality of sets of biological information that are measured from a subject by a biological information measurement device, and that are stored in a storage medium, the diagnosis assistance method comprising:
 - an achievement status determining step of determining an achievement status of a predetermined condition related to biological information that is measured from the subject, based on the plurality of sets of biological information stored in the storage medium; and
 - a notification processing step of performing a process of notifying of the achievement status.
- 19. A diagnosis assistance program for assisting a diagnosis which is performed by using a plurality of sets of biological information that are measured from a subject by a biological information measurement device, and that are stored in a storage medium, wherein the program causes a computer to execute:
 - an achievement status determining step of determining an achievement status of a predetermined condition related to biological information that is measured from the subject, based on the plurality of sets of biological information stored in the storage medium; and
 - a notification processing step of performing a process of notifying of the achievement status.

FIG. 1

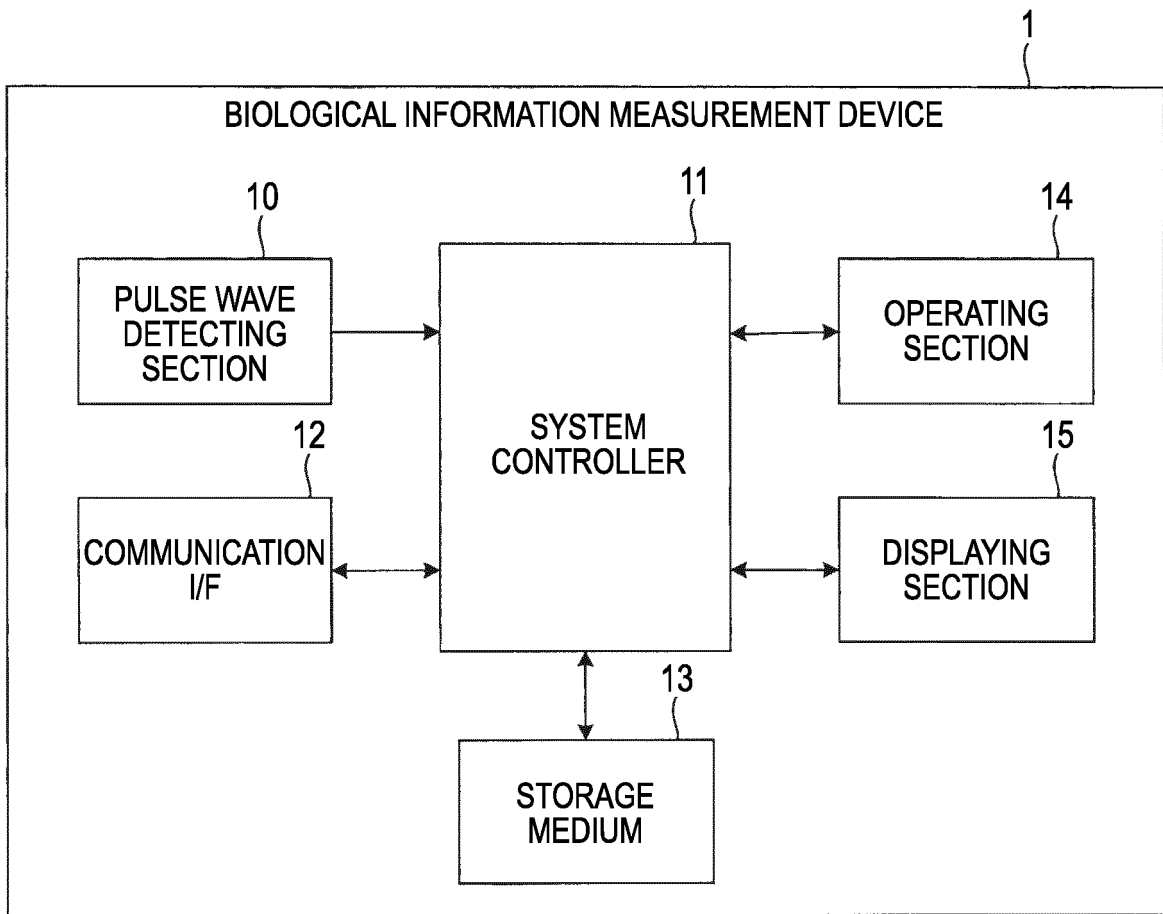


FIG. 2

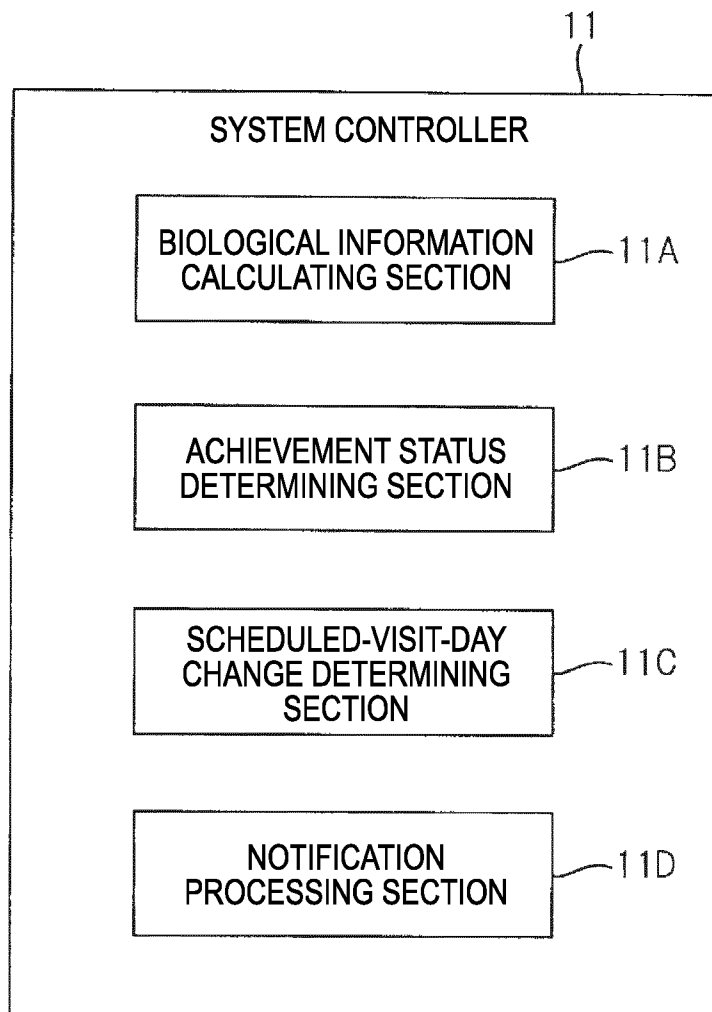


FIG. 3

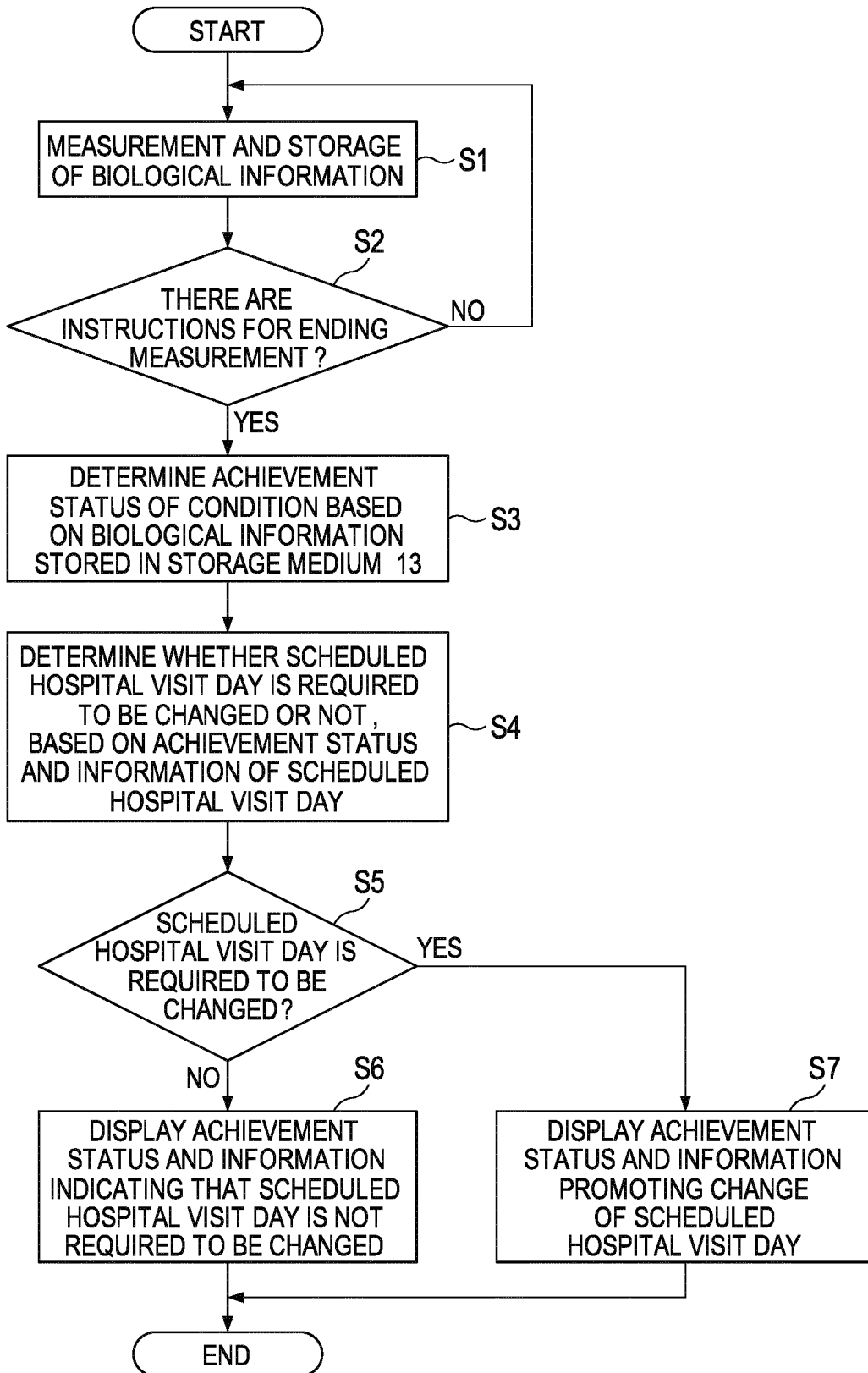


FIG. 4(a)

Number of measured days/
Number of necessary days
5/7
Behind schedule.
Reschedule scheduled consultation
day, and again reserve consultation

FIG. 4(d)

Achievement rate
80%

FIG. 4(b)

Number of measured days/
Number of necessary days
5/7
As planned.
Rescheduling of scheduled
consultation day is not required.

FIG. 4(e)

Remaining until target achievement
20%

FIG. 4(c)

Number of measured days/
Number of necessary days
5/7

FIG. 4(f)

Acquisition of necessary data has
been completed, and therefore
further measurement is not required.

FIG. 4(g)

Acquisition of necessary data
has not yet been completed.
Please continue measurement.

FIG. 5(a)




FIG. 5(b)

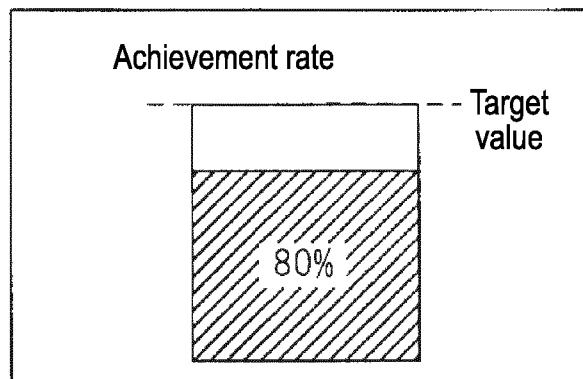


FIG. 6

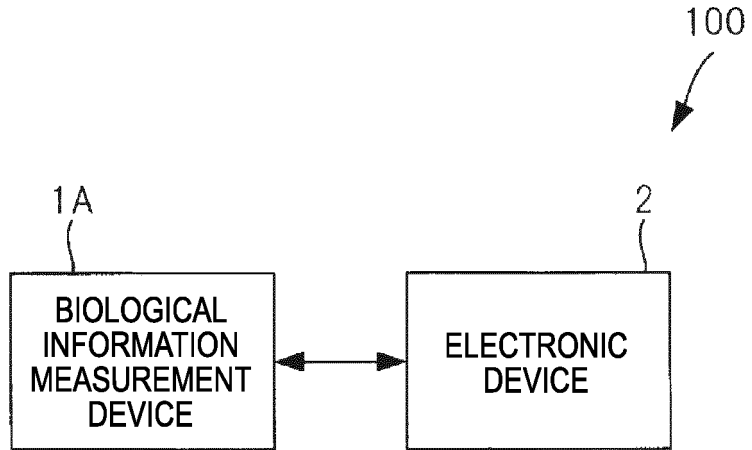


FIG. 7

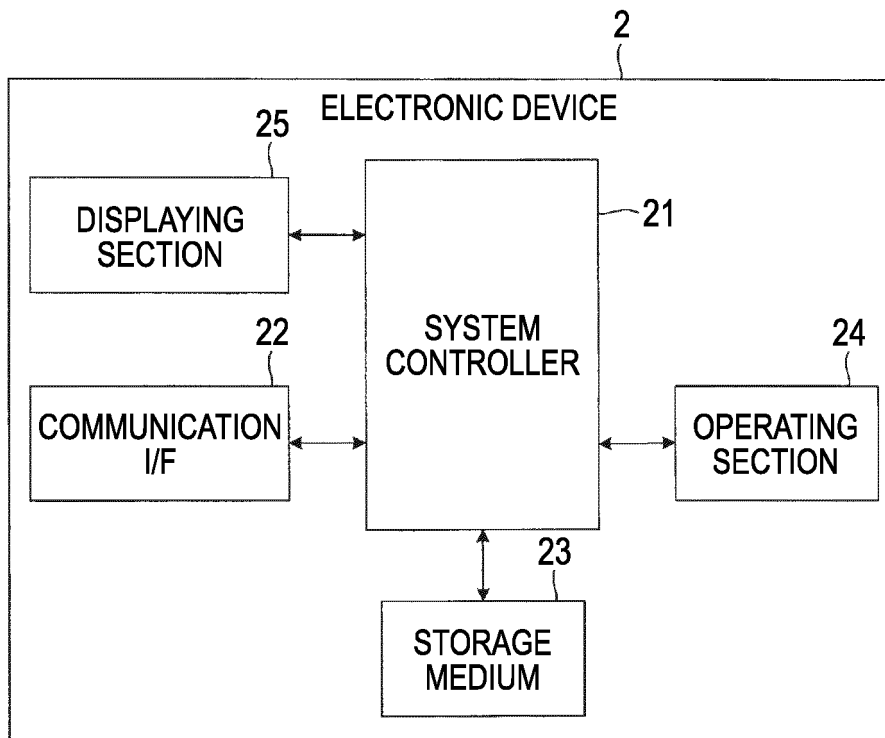
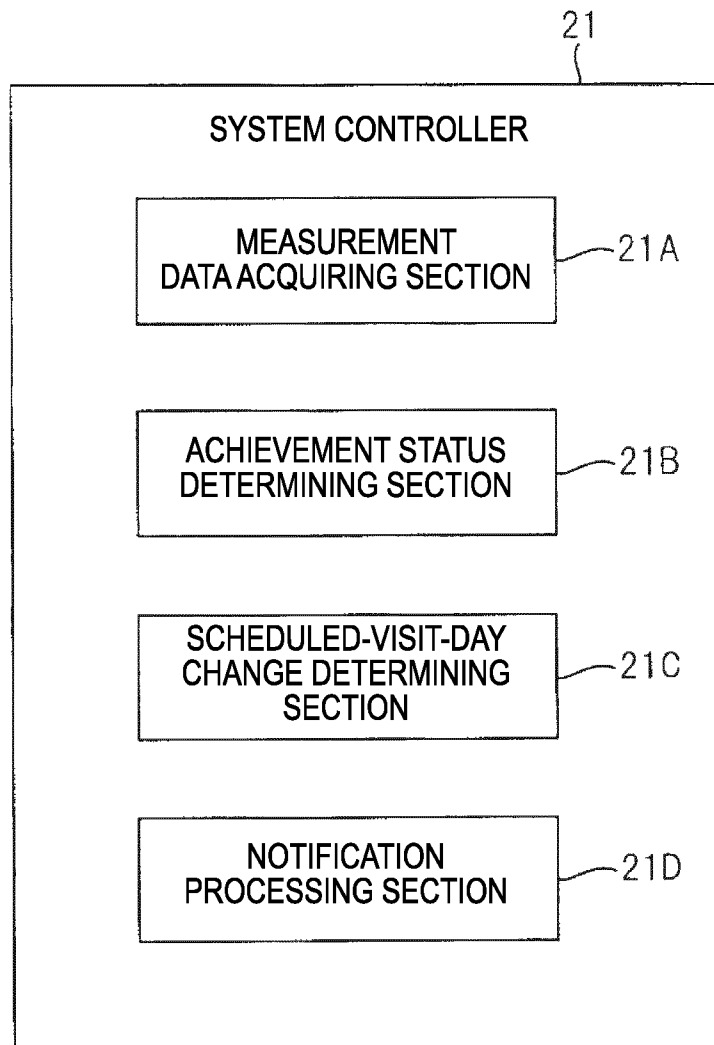


FIG. 8



INTERNATIONAL SEARCH REPORT

International application No.

PCT/JP2017/012452

5	A. CLASSIFICATION OF SUBJECT MATTER A61B5/00(2006.01)i, A61B5/022(2006.01)i		
	According to International Patent Classification (IPC) or to both national classification and IPC		
10	B. FIELDS SEARCHED Minimum documentation searched (classification system followed by classification symbols) A61B5/00, A61B5/022		
15	Documentation searched other than minimum documentation to the extent that such documents are included in the fields searched Jitsuyo Shinan Koho 1922-1996 Jitsuyo Shinan Toroku Koho 1996-2017 Kokai Jitsuyo Shinan Koho 1971-2017 Toroku Jitsuyo Shinan Koho 1994-2017		
20	Electronic data base consulted during the international search (name of data base and, where practicable, search terms used)		
25	C. DOCUMENTS CONSIDERED TO BE RELEVANT		
	Category*	Citation of document, with indication, where appropriate, of the relevant passages	
		Relevant to claim No.	
25	X A	WO 2007/058128 A1 (Omron Healthcare Co., Ltd.), 24 May 2007 (24.05.2007), paragraphs [0041] to [0099]; fig. 4 to 19 & US 2009/0264773 A1 & EP 1952758 A1 & KR 10-2008-0066089 A & CN 101309636 A & RU 2008124167 A & TW 200727860 A	1-4, 11-14, 16, 18-19 5-10, 15, 17
30	X A	JP 2014-54479 A (Casio Computer Co., Ltd.), 27 March 2014 (27.03.2014), paragraphs [0016] to [0066]; fig. 1 to 10 & US 9113841 B2 columns 4 to 14; fig. 1 to 10 & US 2014/0077945 A1 & CN 103654746 A	1-3, 5-8, 10, 12, 16-19 4, 9, 11, 13-15
35	A	JP 2010-148712 A (Omron Healthcare Co., Ltd.), 08 July 2010 (08.07.2010), (Family: none)	1-19
40	<input type="checkbox"/> Further documents are listed in the continuation of Box C. <input type="checkbox"/> See patent family annex.		
45	* Special categories of cited documents: "A" document defining the general state of the art which is not considered to be of particular relevance "E" earlier application or patent but published on or after the international filing date "L" document which may throw doubts on priority claim(s) or which is cited to establish the publication date of another citation or other special reason (as specified) "O" document referring to an oral disclosure, use, exhibition or other means "P" document published prior to the international filing date but later than the priority date claimed	"T" later document published after the international filing date or priority date and not in conflict with the application but cited to understand the principle or theory underlying the invention "X" document of particular relevance; the claimed invention cannot be considered novel or cannot be considered to involve an inventive step when the document is taken alone "Y" document of particular relevance; the claimed invention cannot be considered to involve an inventive step when the document is combined with one or more other such documents, such combination being obvious to a person skilled in the art "&" document member of the same patent family	
50	Date of the actual completion of the international search 14 June 2017 (14.06.17)	Date of mailing of the international search report 27 June 2017 (27.06.17)	
55	Name and mailing address of the ISA/ Japan Patent Office 3-4-3, Kasumigaseki, Chiyoda-ku, Tokyo 100-8915, Japan	Authorized officer Telephone No.	

Form PCT/ISA/210 (second sheet) (January 2015)

REFERENCES CITED IN THE DESCRIPTION

This list of references cited by the applicant is for the reader's convenience only. It does not form part of the European patent document. Even though great care has been taken in compiling the references, errors or omissions cannot be excluded and the EPO disclaims all liability in this regard.

Patent documents cited in the description

- JP 2010088576 A [0005]
- JP 2007215722 A [0005]
- JP 2016075968 A [0146]

专利名称(译)	诊断辅助设备，重要参数信息测量设备，诊断支持程序和诊断支持程序		
公开(公告)号	EP3424410A4	公开(公告)日	2019-11-20
申请号	EP2017778996	申请日	2017-03-27
[标]申请(专利权)人(译)	欧姆龙健康医疗事业株式会社		
申请(专利权)人(译)	欧姆龙保健CO.，LTD.		
当前申请(专利权)人(译)	欧姆龙保健有限公司		
[标]发明人	YAMASHITA SHINGO MAEDA NAOKI		
发明人	YAMASHITA SHINGO MAEDA NAOKI		
IPC分类号	A61B5/00 A61B5/022		
CPC分类号	A61B5/0205 A61B5/02108 A61B5/022 A61B5/02416 A61B5/02444 A61B5/7282 A61B5/746		
优先权	2016075968 2016-04-05 JP		
其他公开文献	EP3424410A1		
外部链接	Espacenet		

摘要(译)

提供一种诊断辅助设备，诊断辅助方法和诊断辅助程序，其能够检查是否累积了诊断所需的信息，并且可以辅助迅速和正确的诊断。生物信息测量装置1包括系统控制器11，该系统控制器11辅助诊断，该诊断通过使用从被检体测量并存储在存储介质13中的多套生物信息来执行。系统控制器11包括：成就状态确定部分11B，其基于存储在存储介质13中的多组生物信息来确定与从被检体测量的生物信息有关的预定条件的成就状态；通知处理部11D进行通知成就状态的处理。