



(12) **EUROPEAN PATENT APPLICATION**

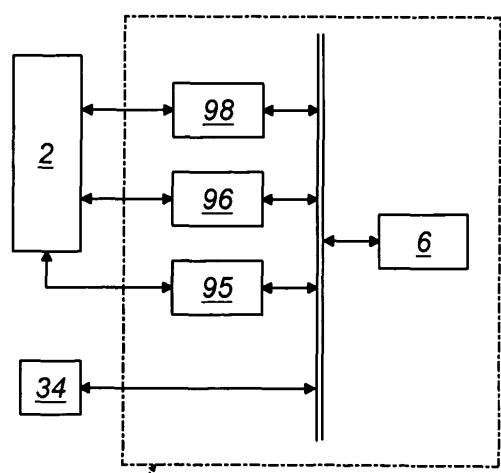
(43) Date of publication: **22.09.2004 Bulletin 2004/39**
 (21) Application number: **04011264.1**
 (22) Date of filing: **01.03.2001**
 (51) Int Cl.⁷: **A61B 5/22, A61B 5/00, A61B 5/024, A63B 24/00, A63B 22/00**

<p>(84) Designated Contracting States: AT BE CH CY DE DK ES FI FR GB GR IE IT LI LU MC NL PT SE TR</p> <p>(30) Priority: 01.03.2000 IT BO20000105</p> <p>(62) Document number(s) of the earlier application(s) in accordance with Art. 76 EPC: 01908039.9 / 1 259 153</p> <p>(71) Applicant: TECHNOGYM S.p.A. 47035 Gambettola (Forli Cesena) (IT)</p>	<p>(72) Inventor: Alessandri, Nerio 47020 Longiano Forli Cesena (IT)</p> <p>(74) Representative: Lanzoni, Luciano c/o BUGNION S.p.A. Via Goito, 18 40126 Bologna (IT)</p> <p>Remarks: This application was filed on 12 - 05 - 2004 as a divisional application to the application mentioned under INID code 62.</p>
--	--

(54) **An expert system for the interactive exchange of information between a user and a dedicated information system**

(57) A system for the interactive exchange of information between a user (2) and an information system (3), comprises a memory storage device (4) in which is implemented said information system (3) dedicated to processing information pertaining to the achievement and maintenance of the person's efficiency; a terminal (5) for communications between the user (2) and the information system (3), which is provided with at least a processing unit (6) and input means (98) and output means (96) connected to the processing unit (6) and operatively positioned between the latter and the user (2); the system further comprising information exchange means (99) positioned between the processing unit (6) and the memory storage device (4).

FIG.2



5-9-10-11

EP 1 459 684 A1

Description

[0001] The present invention relates to the sector of physical exercise for sports, preventive and/or rehabilitative purposes and in particular it pertains to an expert system for the interactive and personalised exchange of information between a user and an information system dedicated to processing information concerning the achievement and the maintenance of the person's efficiency.

[0002] Exercise machines of the most modern and advanced design, both of the professional type and of the amateur type, are devised in such a way as to allow the user to program his/her physical activities in relation with his/her own personal characteristics and requirements.

[0003] For this purpose machines are known which, although conceived for a general employment able to meet the diversified needs of a plurality of users, can then be set on a case by case basis to accommodate each individual user and the execution of a specific, individualised work program.

[0004] Within the scope of a more pronounced customisation and of the most rigorous possible assessment of the requirement for exercise activity necessary to reach and maintain the best condition of efficiency and well-being, a system for the individualised operation of such machines, already known from patent applications BO99A000179 and BO99A000180 in the name of the same Applicant, takes into consideration the user as a system capable of exchanging energy with the outside world, not strictly limited to the time interval during which an exercise activity is conducted, but also correlated and quantified with the work activity performed and with the user's regimen and diet.

[0005] The system takes into consideration personal information, for instance relating to the person's actual physiological conditions, and manages them together with a series of other parameters such as those concerning his/her nutrition and those concerning the energy expenditure linked with the person's actual daily lifestyle. This known technique has yielded fully satisfactory results from the standpoint of the specialisation and quantification of activities to suit each individual, but it is susceptible to be further improved, as it has the limitation of intervening on the individual only *a posteriori*, not being able to influence *a priori* his/her behaviours, rationalising and correcting certain habits which are necessary for obtaining the maximum benefit from physical exercise.

[0006] The aim of the present invention therefore is to provide a system which is able to interact with the user in an intelligent manner, assisting and guiding him/her with every sort of information connected and aimed at achieving the maximum possible physical well-being. In other words, the system aims to provide the user with specific and personalised information which range from individually tailored dietary advice, to the personal programming of the exercise machines, to the highlighting

and correction of incorrect, counterproductive and/or dangerous behaviours, all this not being necessary limited solely to the time during which the exercise machines are actually used, but also in all other moments of the user's day.

[0007] In accordance with the invention, this aim is achieved by an expert system for the interactive exchange of information between a user and an information system, characterised in that it comprises a memory storage device in which is implemented said information system dedicated to the processing of information pertaining to the achievement and maintenance of the person's efficiency; a portable communication terminal able to exchange information between the user and the information system, said terminal being provided with at least a processing unit; input means and output means connected to the processing unit and operatively positioned between the latter and the user; and information exchange means positioned between the processing unit and the memory storage device.

[0008] If the terminal is constituted, for instance, by a palm-top computer or by a cell phone, palm-top or of such size as to be wearable, the user may query the information system at any moment of his/her day and receive therefrom advice and suggestions specific for him/herself, based on activities actually carried out and/or currently being carried out. Naturally, such activities are not necessary sporting in nature. Therefore, the terminal is a tool that allows to obtain the maximum benefit in physiological and mental terms.

[0009] To facilitate the capability of interactive communication between the user and the information system to the farthest extent possible, input and output means are provided which range from a conventional keyboard to voice synthesisers to allow the vocal and audio transmission of information.

[0010] The memory storage device and the terminal can operate locally, remotely, and be also supported by wired or wireless information exchange means

[0011] The terminal can be provided with an interface suitable for connection with an exercise station, thereby allowing the operative system to configure the station each time in an optimal manner for the user, if the station is constituted by a machine for cardiovascular training; vice versa, in such a way as to provide an optimised work table if the machine is constituted by an exercise equipment item or a generic counterweight machine.

[0012] The expert system comprises means for supervising the user's activities with simultaneous assistance, i.e. with adaptive interaction, which assist the user as a tutor with a continuous interaction able to guide him/her, provide advice, encourage him/her, address him/her towards behaviours that are scientifically correct and/or statistically validated by experience, always fully respecting the user's individuality.

[0013] This simultaneous assistance is implemented with graphic representation studied according to the user's particularities.

[0014] The aforesaid feedback supervising means with simultaneous assistance allow to perform tutorial functions which can replace the presence of the gym instructor with the possibility for the user to perform the exercise activity in optimal conditions, also from the standpoint of safety, in a strictly private environment which can even be located inside his/her home.

[0015] The technical features of the invention, according to the aforesaid aims, can be clearly noted from the content of the claims set out below and its advantages shall become more readily apparent in the detailed description that follow, made with reference to the accompanying drawings, which show an embodiment provided purely by way of non limiting example, in which:

- Figure 1 is an overall diagram, in function blocks, of the system of the invention;
- Figures 2, 3, 4 and 5 are block diagrams showing, with a greater level of detail, some characteristic components of the invention of Figure 1.

[0016] With reference to the accompanying drawings, the reference number 1 globally indicates an expert system for the interactive exchange of information between a user 2 and an information system 3 dedicated to processing information relating to the achievement and maintenance of the person's efficiency.

[0017] The system essentially comprises (see Figure 1): a memory storage device 4 in which the information system 3 is implemented; a terminal 5 for communicating with the user 2, provided with a processing unit 6; means for exchanging information 99 positioned between the terminal 5 and the memory storage device 4; and sensor means 97 to measure one or more of the state parameters of the user 2 and transmit them to the processing unit 6.

[0018] The memory storage device 4 and the terminal 5 are connected by the information exchange means 99 in different modes, which can be mutually combined also in different ways. The connection can be accomplished both locally and remotely; moreover, it can be obtained with a physical connection, in a network, via cable, or in wireless mode, for instance through the transmission of electromagnetic waves over the ether.

[0019] As to the embodiment of the memory storage device 4, different alternatives are possible.

[0020] The memory storage device 4 can be realised by a smart card from a personal computer; or by a server connected to a dedicated portal, through the Internet global network.

[0021] The communication terminal 5 between the user 2 and the information system 3 is provided, in turn (Figure 1), with at least a said microprocessor processing unit 6 and input means 98 and output means 96 connected to the processing unit 6 and operatively positioned between the latter and the user 2.

[0022] Constructively speaking, the communication terminal can be realised in numerous alternative ways:

it can be of the stationary type and comprise for instance a personal computer 9; or it can be portable, embodied by a palm-top computer 10, by a cellular portable telephone 11, to be associated to a belt, so as to be wearable, for instance, at the user's wrist.

[0023] The communication terminal 5 can also be provided with an interface 35 to interact with at least an exercise station 34 dedicated to the user 2.

[0024] If the exercise station 34 is realised by a machine for cardiovascular training, the interface 35 is designed to manage also the training modes reproducible on the machine itself.

[0025] If, differently from this hypothesis, the exercise machine 34 instead comprises a counterweight machine, the terminal 5 provides the user 2 with instructions for executing a training program on said counterweight machine.

[0026] The interface 35 can be embodied in the most suitable forms, for the type of the exercise station 34, by means of an RS 232 card; a USB card; a Windows CE standard compatible card or even an ADVANTECH 5820/I card. Transmission protocols will be different in each case and may be identified for instance in the UMTS protocol for the transmission of video programs; in the WAP protocol usable for wireless communication, for instance with infrared beams, between computer and physical devices associated thereto. Said protocols may be employed, by way of non limiting indication, to allow the exchange of information for instance between communication terminal and information system or, or also, between input means, output means, processing unit and terminal.

[0027] The input means 98, associated to the terminal 5 and positioned between user 2 and processing unit 6, are also realised in a plurality of embodiments, which can mutually coexist also in various combinations.

[0028] According to a first embodiment, said input means are constituted (see Figure 3) by a conventional keyboard 12 or, alternatively and/or additionally, they can be constituted: by a graphic tablet 13, possibly miniaturised; by a scanner 14, by an optical pen 15, by a joystick 16 (knob mounted on a base which can be moved with the fingers to control a cursor), by a track ball 17 (rotating ball which can be moved with the palm of the hand), by a mouse 18 (container provided with a ball whose movement allows to control a cursor), by a touch screen 19 (touch-sensitive device), by a magnetic reader 20, by an optical reader 21, by a video camera 22, by a voice synthesiser 23, by a CD-ROM reader 24, by a DVD reader 25, by a floppy disk reader 26 and by a modem 27. These input means 98 can be connected operatively with the terminal 5 which for this purpose is provided with suitable connection ports equipped with related cards.

[0029] The output means 96, associated to the terminal 5 and positioned between user 2 and processing unit 6 are embodied in their basic form by a monitor 28. However, they can also be realised in the form of LED or

LCD display 29; or they can be embodied by a printer 30, by a plotter 31, by an audio synthesiser 32, by a master recording device 33 and by the same modem 27. All these means then interact with the terminal 5 by means of suitable ports and connection cards.

[0030] The system 1 further comprises sensor means 97 provided to measure one or more parameters relating to the physiological state of the user 2 and communicate them, in real time, to the information system 3 through the processing means 6.

[0031] The sensor means 97 can be realised in different ways. For instance, they can be embodied by a heart rate monitor 7 applied to the body of the user 2 which, during the execution of a work program, allows the information system 3 to verify and keep under control the physiological parameters of the user 2, monitoring them during the activity.

[0032] The system comprises feedback means 95 for supervising the activity of the user 2 with simultaneous assistance of the user 2 him/herself. The user can be assisted and guided during the execution of his/her activity regardless of the physical presence of an instructor. This allows the great advantage of letting the user 2 perform his/her activity not necessarily on an exercise station 34 of a public gym, in the presence of an instructor; but also, possibly alone, in a personal home gym or even outdoors.

[0033] Said supervising means are designed to interact with the user 2 by means of an expressive graphic representation, preferably animated, which is conceived to provide differentiated simultaneous assistance, variable in relation with the specific characteristics of the user 2 or with the different age bands of the users 2 who interact with the information system 3. In other words, the animated graphics may vary in their expressive form depending on the type of user 2, in terms of their graphic aspect, their specific communication language, and their specific behaviour.

[0034] The supervising means are also designed to recognise the user 2, by means of self-learning consequent to his/her successive accesses to the information system 3; to store the interaction modes at each connection and also to perform comparisons of the performance of the user 2 with sample, reference, performance levels, which may for instance be constituted by a performance previously provided by the user 2 him/herself and stored by the information system 3; or by a performance which is being simultaneously provided by one or more other users 2: all this allowing the conduct of comparative tests or virtual competitions of the user 2 against him/herself or against other users 2 who exercise with him in a real or virtual training class, distributed in physically remote locations.

[0035] The idea at the basis of the present invention therefore is thus that of making available to the user 3 a knowledge base, residing in the information system 3, able to analyse the user's behavioural modes, to verify their correctness in relation to scientific principle and/or

to statistically validated modes, intelligently guiding the user 2 towards the most suitable and effective behaviours for him/her.

[0036] The system further allows to implement a wide range of functionalities, able to be subdivided in broad terms, into specific functionalities of the exercise machine; into functionalities independent from the machine; and into functionalities correlated to the machine: irrespective of this classification, these functionalities are highly advantageously and strongly innovative in the sense that they integrate and expand some basic functionalities which, in principle, were already known, adding wholly new functionalities thereto.

[0037] Even for the specific functionalities of the exercise machine relating to controlling the machine and managing training modes - which in themselves are known from previous patent documents and embodiments by the Applicant - the degree of feedback effected on the exercise machine by the supervising means with simultaneous assistance to the user 2 is considerably amplified in its basic potentialities, and is also very effective and friendly by effect of the graphic/expressive capabilities of the system 1.

[0038] In regard to the functionalities that are independent from the exercise machine, in addition to the possibility of receiving virtual assistance, also in the form of simple personalised information, the system 1 allows the user 2 the opportunity, during the training session, to display the data for the session in real time in a browser window and to access basic Internet functionalities, thus being able to send and receive mail, or to communicate with other users by voice or video.

[0039] As to the functionalities correlated to the exercise machine of a generic station, a system according to the invention provides the capability of interfacing the machine with an Internet provider able to drive it.

[0040] Moreover, by realising a protocol able to allow to drive a machine remotely, the realisation is enabled of numerous other functionalities which foreshadow a real time link between the machine or the apparatus. It is possible to interact from a remote information system on the system for networking the machines in a gym, integrating with the local area network to conduct tests in real time; to propose new training programs; to re-propose previously conducted training sessions; to select a specific bitmap route; to select a training video; to run remote diagnostics on the machine and, or also, to replace the local control system with a centralised information system on a remote portal.

[0041] The invention thus conceived can be subject to numerous modifications and variations, without thereby departing from the scope of the inventive concept.

55 Claims

1. An expert system for the interactive exchange of information, comprising:

an information system (3) dedicated to processing information relating to the achievement and maintenance of the person's efficiency;

a memory storage device (4) in which said information system (3) is implemented;

a communication terminal (5) between the user (2) and the information system (3), which is provided with at least a unit (6) for processing the information and

input means (98) and output means (96) connected to the processing unit (6) and able to interact between it and the user (2);

means to exchange information (99) positioned between the processing unit (6) and the memory storage device (4), to exchange information remotely;

sensor means (97) to measure at least parameter of physiological state of the user (2) and transmit it to the processing unit (6) and to the information system (3);

the sensor means (97) comprising a heart rate monitor (7) in order to allow the information system (3) to verify and keep under control the physiological parameters of the user;

characterized in that said communication terminal (5) is a cellular telephone (11) of the user (2), and **in that** the system comprises feedback means (95) for guiding the execution of the activity of the user on the ground of scientifically tailored activity programs.

2. An expert system as claimed in claim 1, **characterised in that** said terminal (5) can be worn by the user (2).
3. An expert system as claimed in claim 2, **characterised in that** said terminal (5) is associated to a belt.
4. An expert system as claimed in claim 2, **characterised in that** said terminal (5) can be worn on the wrist of the user (2).
5. An expert system as claimed in one of the previous claims, **characterised in that** the input means (98) positioned between the user (2) and the processing unit (6) are embodied by a keyboard (12).
6. An expert system as claimed in claims 1-4, **characterised in that** the input means (98) positioned between the user (2) and the processing unit (6) are embodied by a magnetic reader (20).
7. An expert system as claimed in claims 1-4, **characterised in that** the input means (98) positioned between the user (2) and the processing unit (6) are embodied by an optical reader (21).

8. An expert system as claimed in claims 1-4, **characterised in that** the input means (98) positioned between the user (2) and the processing unit (6) are embodied by a video camera (22).

9. An expert system as claimed in claims 1-4, **characterised in that** the input means (98) positioned between the user (2) and the processing unit (6) are embodied by a modem (27).

10. An expert system as claimed in claims 1-9, **characterised in that** the output means (96) positioned between the user (2) and the processing unit (6) are embodied by a display (29).

11. An expert system as claimed in claims 1-9, **characterised in that** the output means (96) positioned between the user (2) and the processing unit (6) are embodied by a printer (30).

12. An expert system as claimed in claims 1-9, **characterised in that** the output means (96) positioned between the user (2) and the processing unit (6) are embodied by a modem (27).

13. An expert system as claimed in one of the previous claims, **characterised in that** the means for exchanging information (99), between the memory storage device (4) and the terminal (5), comprise a physical connection via cable.

14. An expert system as claimed in claims 1-12, **characterised in that** the means for exchanging information (99) between the memory storage device (4) and the terminal (5) comprise a connection obtained in wireless mode.

15. An expert system as claimed in the claims from 13 to 14, **characterised in that** the memory storage device (4) is a server.

16. An expert system as claimed in one of the claims from 13 to 14, **characterised in that** the memory storage device (4) is a personal device.

17. An expert system as claimed in claim 16, **characterised in that** the memory storage device (4) is a smart card.

18. An expert system as claimed in one of the previous claims, **characterised in that** the communication terminal (5) is provided with an interface (35) to interact with at least an exercise station (34) dedicated to the user (2).

19. An expert system as claimed in claim 18, **characterised in that** the exercise station (34) comprises

a cardiovascular training machine.

20. An expert system as claimed in claim 18, **characterised in that** the interface (35) is devised to manage at least the functionalities for controlling the cardiovascular training machine. 5
21. An expert system as claimed in claims 19 and 20, **characterised in that** the interface (35) is devised to manage the training modes reproducible on the cardiovascular training machine. 10
22. An expert system as claimed in claim 18, **characterised in that** the exercise station (34) comprises a counterweight machine, the terminal (5) being able to provide the user (2) with instructions for conducting a training program on said counterweight machine. 15
23. An expert system as claimed in at least one of the claims from 18 to 22, **characterised in that** said interface (35) is embodied by an RS 232 card. 20
24. An expert system as claimed in at least one of the claims from 18 to 22, **characterised in that** said interface (35) is embodied by a USB card. 25
25. An expert system as claimed in any of the previous claims, **characterised in that** it is able to employ a communication protocol (UMTS) able to transmit video programs. 30
26. An expert system as claimed in one of the previous claims **characterised in that** it is able to employ a communication protocol (WAP) able to transmit wireless signals. 35

40

45

50

55

FIG. 1

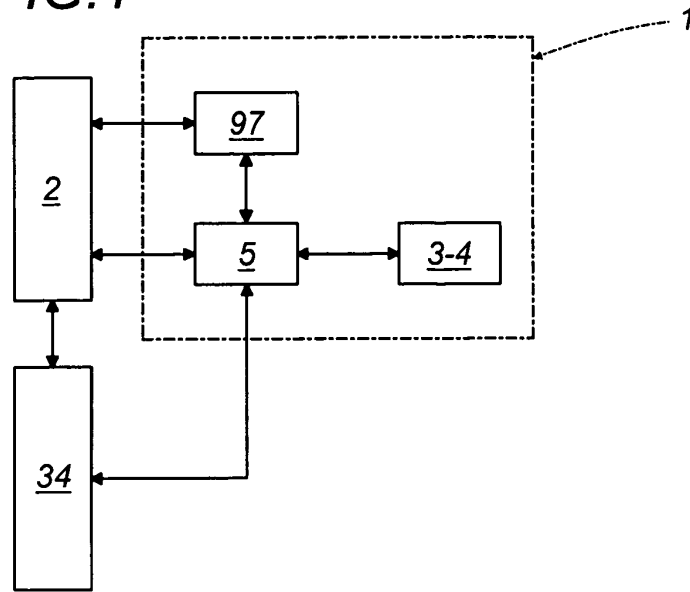


FIG. 2

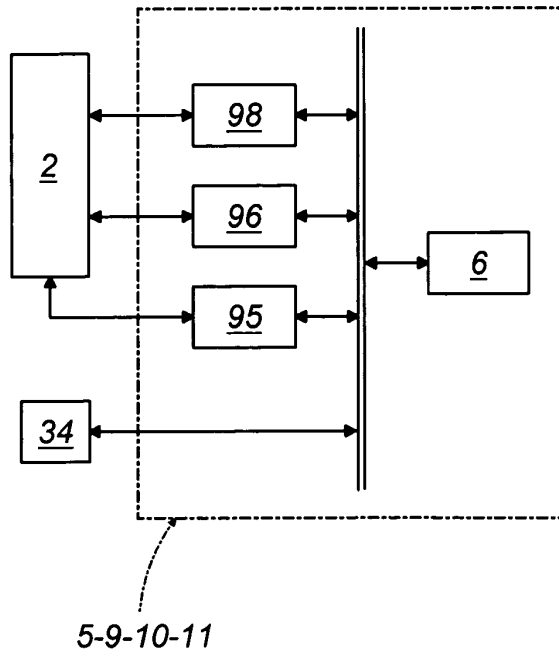


FIG.3

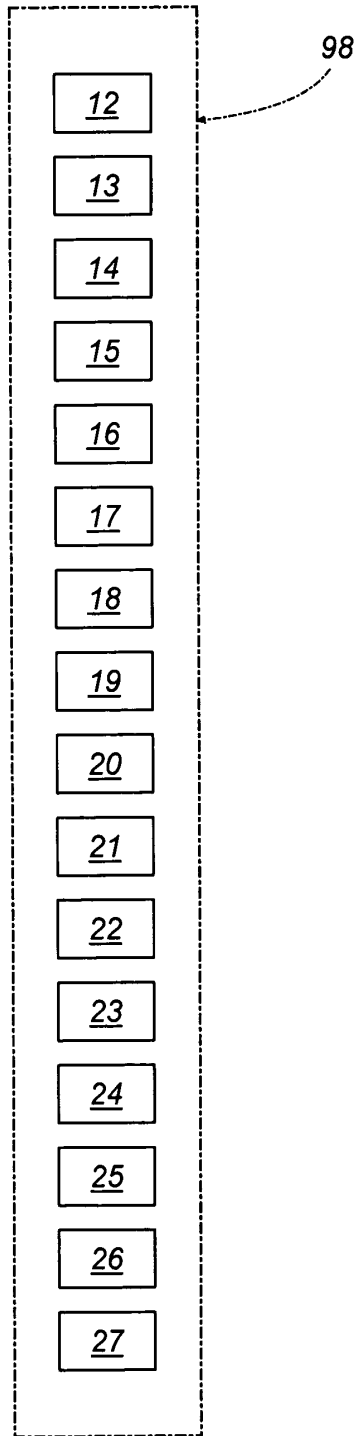


FIG.4

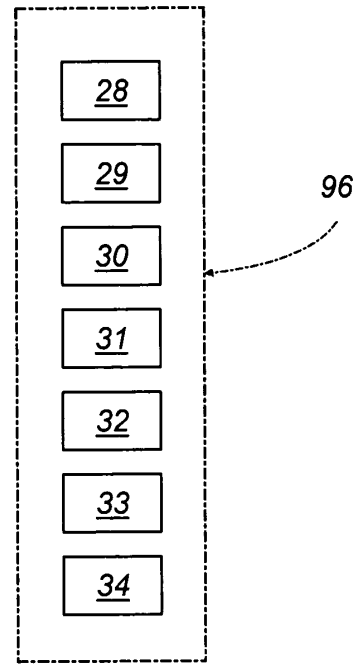
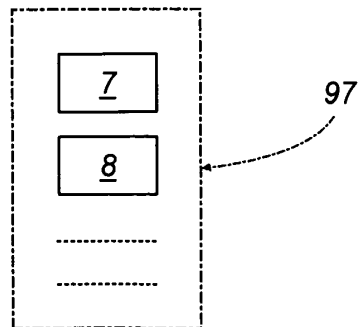


FIG.5





European Patent Office

EUROPEAN SEARCH REPORT

Application Number
EP 04 01 1264

DOCUMENTS CONSIDERED TO BE RELEVANT			
Category	Citation of document with indication, where appropriate, of relevant passages	Relevant to claim	CLASSIFICATION OF THE APPLICATION (Int.Cl.7)
E	WO 01/28416 A (HEALTHETECH INC) 26 April 2001 (2001-04-26) * column 1, line 6 - line 12 * * column 8, line 13 - column 9, line 14 * * column 10, line 3 - line 20 * * column 12, line 19 - column 13, line 4 * * column 19, line 1 - line 5 * * column 22, line 21 - line 24 * * column 27, line 17 - column 28, line 10 * * column 33, line 1 - line 12 * * column 36, line 20 - line 25 * * column 38, line 7 - column 39, line 13; figures 3,7,8,11,12 * ---	1-4, 6-10,13, 14,16,18	A61B5/22 A61B5/00 A61B5/024 A63B24/00 A63B22/00
P,X	WO 00/62866 A (TECHNOGYM SRL) 26 October 2000 (2000-10-26) * the whole document * ---	1,2,5, 10,11, 13,14, 16,18	TECHNICAL FIELDS SEARCHED (Int.Cl.7)
Y	WO 97/11753 A (W A Y S S INC ;HEIDECKE STEVEN (US)) 3 April 1997 (1997-04-03) * page 1, line 12 - line 14 * * page 3, line 14 - page 4, line 18 * * page 8, line 26 - line 27 * * page 11, line 15 - page 14, line 14; figures 1,4 * ---	1,2,5, 9-13, 19-21,23	A61B A63B H04M
Y	US 5 772 586 A (OKKONEN HARRI ET AL) 30 June 1998 (1998-06-30) * column 1, line 15 - line 20 * * column 2, line 32 - line 50; figure 1 * --- -/--	1-3,5, 9-13, 18-21,23	
The present search report has been drawn up for all claims			
Place of search MUNICH		Date of completion of the search 28 July 2004	Examiner Georgiou, Z
CATEGORY OF CITED DOCUMENTS X : particularly relevant if taken alone Y : particularly relevant if combined with another document of the same category A : technological background O : non-written disclosure P : intermediate document T : theory or principle underlying the invention E : earlier patent document, but published on, or after the filing date D : document cited in the application L : document cited for other reasons & : member of the same patent family, corresponding document			

EPO FORM 1503 03 82 (P04C01)



European Patent
Office

EUROPEAN SEARCH REPORT

Application Number
EP 04 01 1264

DOCUMENTS CONSIDERED TO BE RELEVANT			
Category	Citation of document with indication, where appropriate, of relevant passages	Relevant to claim	CLASSIFICATION OF THE APPLICATION (Int.Cl.7)
Y	US 5 527 239 A (ABBONDANZA JAMES M) 18 June 1996 (1996-06-18) * column 6, line 55 - column 8, line 53; figures 1,2,4 *	1-3,10, 18-20	
A	US 5 702 323 A (POULTON CRAIG K) 30 December 1997 (1997-12-30) * claims 9,10,16 *	1,19,20	
			TECHNICAL FIELDS SEARCHED (Int.Cl.7)
The present search report has been drawn up for all claims			
Place of search MUNICH		Date of completion of the search 28 July 2004	Examiner Georgiou, Z
CATEGORY OF CITED DOCUMENTS X : particularly relevant if taken alone Y : particularly relevant if combined with another document of the same category A : technological background O : non-written disclosure P : intermediate document		T : theory or principle underlying the invention E : earlier patent document, but published on, or after the filing date D : document cited in the application L : document cited for other reasons & : member of the same patent family, corresponding document	

EPO FORM 1503 03 82 (P04C01)

ANNEX TO THE EUROPEAN SEARCH REPORT
ON EUROPEAN PATENT APPLICATION NO.

EP 04 01 1264

This annex lists the patent family members relating to the patent documents cited in the above-mentioned European search report.
The members are as contained in the European Patent Office EDP file on
The European Patent Office is in no way liable for these particulars which are merely given for the purpose of information.

28-07-2004

Patent document cited in search report	Publication date	Patent family member(s)	Publication date	
WO 0128416	A	26-04-2001	AU 7715500 A	30-04-2001
			CA 2385573 A1	26-04-2001
			EP 1217942 A1	03-07-2002
			JP 2003521972 T	22-07-2003
			WO 0128416 A1	26-04-2001
			AU 2112901 A	30-04-2001
			CA 2387124 A1	26-04-2001
			EP 1265524 A2	18-12-2002
			JP 2004513669 T	13-05-2004
			WO 0128495 A2	26-04-2001
			US 2002107433 A1	08-08-2002
			US 6478736 B1	12-11-2002
			US 2002062069 A1	23-05-2002
			AU 8007600 A	23-04-2001
			CA 2386811 A1	19-04-2001
			EP 1220637 A2	10-07-2002
			JP 2003517355 T	27-05-2003
			WO 0126535 A2	19-04-2001
			US 6571200 B1	27-05-2003
			AU 8015600 A	23-04-2001
			CA 2387137 A1	19-04-2001
			EP 1223861 A1	24-07-2002
			JP 2003511143 T	25-03-2003
			WO 0126547 A1	19-04-2001
			US 6612306 B1	02-09-2003
			AU 1801701 A	04-06-2001
			CA 2392509 A1	31-05-2001
			EP 1234265 A1	28-08-2002
			JP 2003534581 T	18-11-2003
			WO 0139089 A1	31-05-2001
			AU 3650001 A	31-07-2001
			CA 2397133 A1	26-07-2001
			EP 1250085 A2	23-10-2002
			JP 2004509652 T	02-04-2004
			WO 0152718 A2	26-07-2001
			US 2003065257 A1	03-04-2003
			US 2001049470 A1	06-12-2001
			AU 5983101 A	12-11-2001
			CA 2407993 A1	08-11-2001
			EP 1278455 A2	29-01-2003
			JP 2003531663 T	28-10-2003
			WO 0182789 A2	08-11-2001
			US 2001044588 A1	22-11-2001
			US 2002028995 A1	07-03-2002
			US 2001044581 A1	22-11-2001
			AU 7494201 A	03-12-2001

EPO FORM P0459

For more details about this annex : see Official Journal of the European Patent Office, No. 12/82

**ANNEX TO THE EUROPEAN SEARCH REPORT
ON EUROPEAN PATENT APPLICATION NO.**

EP 04 01 1264

This annex lists the patent family members relating to the patent documents cited in the above-mentioned European search report.
The members are as contained in the European Patent Office EDP file on
The European Patent Office is in no way liable for these particulars which are merely given for the purpose of information.

28-07-2004

Patent document cited in search report		Publication date	Patent family member(s)	Publication date
WO 0128416	A		EP 1283689 A2	19-02-2003
			WO 0189365 A2	29-11-2001
			AU 6502201 A	03-12-2001
			CA 2409501 A1	29-11-2001

WO 0062866	A	26-10-2000	IT B0990180 A1	16-10-2000
			AU 771125 B2	11-03-2004
			AU 3572600 A	02-11-2000
			EP 1087823 A1	04-04-2001
			WO 0062866 A1	26-10-2000
			JP 2002542691 T	10-12-2002

WO 9711753	A	03-04-1997	WO 9711753 A1	03-04-1997
			AU 4894296 A	17-04-1997

US 5772586	A	30-06-1998	FI 960636 A	13-08-1997
			AU 1726697 A	28-08-1997
			EP 0959755 A1	01-12-1999
			WO 9728736 A1	14-08-1997
			JP 2000504597 T	18-04-2000

US 5527239	A	18-06-1996	MX 9400918 A1	31-08-1994
			WO 9417861 A1	18-08-1994

US 5702323	A	30-12-1997	AU 6548296 A	26-02-1997
			EP 0840638 A1	13-05-1998
			WO 9704840 A1	13-02-1997
			US 6066075 A	23-05-2000

专利名称(译)	用于在用户和专用信息系统之间交互信息交换的专家系统		
公开(公告)号	EP1459684A1	公开(公告)日	2004-09-22
申请号	EP2004011264	申请日	2001-03-01
[标]申请(专利权)人(译)	泰诺健股份公司		
申请(专利权)人(译)	TECHNOGYM S.P.A.		
当前申请(专利权)人(译)	TECHNOGYM S.P.A.		
[标]发明人	ALESSANDRI NERIO		
发明人	ALESSANDRI, NERIO		
IPC分类号	A61B5/00 A61B5/024 A61B5/22 A63B24/00 A63B22/00		
CPC分类号	A61B5/0022 A61B5/024 A61B5/1112 A61B5/22 A61B5/222 A61B5/7264 A61B2503/10 A61B2505/09 G16H20/30 G16H40/67 G16H50/20		
优先权	102000900825816 2000-03-01 IT		
外部链接	Espacenet		

摘要(译)

一种用于在用户 (2) 和信息系统 (3) 之间交互信息交换的系统，包括存储器存储设备 (4) ，其中实现所述信息系统 (3) ，专用于处理与实现和维护有关的信息。人的效率;用于用户 (2) 和信息系统 (3) 之间通信的终端 (5) ，其至少设有处理单元 (6) 和输入装置 (98) 以及连接到处理单元的输出装置 (96) (6) 并且可操作地定位在后者和用户 (2) 之间;该系统还包括位于处理单元 (6) 和存储器存储设备 (4) 之间的信息交换装置 (99) 。

FIG.2

