

(19)



(11)

**EP 1 989 522 B1**

(12)

**EUROPEAN PATENT SPECIFICATION**

(45) Date of publication and mention of the grant of the patent:  
**21.02.2018 Bulletin 2018/08**

(51) Int Cl.:  
**G01K 1/08 (2006.01) G01K 7/00 (2006.01)**  
**A61B 5/00 (2006.01) G01K 13/00 (2006.01)**

(21) Application number: **06802598.0**

(86) International application number:  
**PCT/US2006/033805**

(22) Date of filing: **29.08.2006**

(87) International publication number:  
**WO 2007/027736 (08.03.2007 Gazette 2007/10)**

**(54) IMPROVED BABY RECTAL THERMOMETER**

VERBESSERTES BABY-REKTALTHERMOMETER  
THERMOMÈTRE RECTAL AMÉLIORÉ POUR BÉBÉ

(84) Designated Contracting States:  
**AT BE BG CH CY CZ DE DK EE ES FI FR GB GR HU IE IS IT LI LT LU LV MC NL PL PT RO SE SI SK TR**

(74) Representative: **Nguyen Van Yen, Christian Marks & Clerk France**  
**Conseils en Propriété Industrielle Immeuble Visium**  
**22, Avenue Aristide Briand**  
**94117 Arcueil Cedex (FR)**

(30) Priority: **29.08.2005 US 214659**

(43) Date of publication of application:  
**12.11.2008 Bulletin 2008/46**

(56) References cited:  
**EP-A1- 0 410 186 EP-A1- 1 361 420**  
**US-A- 4 461 584 US-A- 4 856 519**  
**US-A1- 2002 131 473 US-A1- 2004 028 116**  
**US-A1- 2004 233 970 US-A1- 2004 233 970**  
**US-A1- 2004 264 546 US-B1- 6 241 384**  
**US-B2- 6 811 306**

(73) Proprietor: **Kaz, Incorporated**  
**New York, NY 10019 (US)**

(72) Inventor: **HOWANSKY, Andrew, P.**  
**Copake Falls, NY 12517 (US)**

**EP 1 989 522 B1**

Note: Within nine months of the publication of the mention of the grant of the European patent in the European Patent Bulletin, any person may give notice to the European Patent Office of opposition to that patent, in accordance with the Implementing Regulations. Notice of opposition shall not be deemed to have been filed until the opposition fee has been paid. (Art. 99(1) European Patent Convention).

## Description

### Field of the Invention

[0001] The present invention generally relates to the field of thermometers, and more specifically to a digital rectal thermometer.

### Background of the Invention

[0002] Electronic medical thermometers that estimate a patient's body temperature have been in common use in the medical community for a number of years. Measuring body temperature can be a critical factor in the treatment of problems or diseases of patients. Thus, determining an individual's body temperature in an accurate and noninvasive manner is essential to providing proper care to the patient. However, patients typically view the temperature taking process as intrusive and uncomfortable. This is especially the case for a neonate having his/her temperature taken through the rectum.

[0003] Rectal thermometry, in comparison to oral and axillary thermometry, has traditionally been considered the gold standard for temperature measurement. The reason for this is that the walls surrounding the rectum and anal canal provide the most accurate assessment of an individual's core temperature. Rectal temperature readings are thus able to provide a user, typically a clinician or parent, with an accurate assessment of the individual's, typically a child's, core body temperature.

[0004] Accurate core body temperature measurements are essential for monitoring the health and fitness of a newborn child. The possibility of infections and illness in newborn children is especially high. For newborn children, illnesses and infections also have a greater potential to lead to other more serious ailments. As such, the ability to determine the core temperature of newborn children accurately and regularly is of great importance to parents and clinicians.

[0005] While rectal temperature measurement is the most practical and accurate assessment of an individual's core body temperature it is nonetheless a process that is affected by many variables. Most notably among the variables are the depth of placement of the rectal temperature measurement device, the presence of stool, and the user's ability to maintain the positioning of the rectal temperature measurement device. The last variable is especially important since the user is typically attempting to take the rectal temperature of a restless and squirming child. Also, the ability to properly sterilize a rectal thermometer is of utmost importance as rectal temperature measuring devices have the capacity to spread contaminants that are commonly found in stool. Finally, the ability of the user to read the temperature being taken while the device remains inserted also adds to the convenience of taking the rectal temperature since repositioning of the rectal probe may cause inaccurate readings and further discomfort to the child.

[0006] Rectal temperature measuring devices have been in use for a number of years. Traditional glass and mercury-filled thermometers are poorly suited for use in the rectal area and typically take several minutes to obtain an accurate temperature of an individual. Glass and mercury filled thermometers do not provide the ability to control insertion depth which can result in damage to the rectal tissue. They are also difficult to read. The electronic rectal thermometers currently available, although faster than their mercury-filled predecessors, do not solve all of the problems associated with taking a rectal temperature. Known electronic rectal thermometers typically include an elongated probe that contains a thermal resistor (thermistor) within the tip of the probe. In use, the probe is inserted into the anal canal and the individual's temperature is measured by the thermistor. Although the amount of time required for obtaining a reading is less than that of a glass and mercury filled thermometer, digital rectal thermometers still have problems. Conventional digital rectal thermometers are not washable, are difficult to read due to the positioning of their displays, are awkward to hold in a consistent position within a squirming child, and do not have means for preventing over-insertion.

[0007] US2004/233970 discloses such a prior art thermometer.

[0008] Accordingly, there remains a need for an improved digital rectal thermometer that is site-specific to the rectal region, provides for greater comfort to patients and those holding the thermometer, increases the accuracy and speed with which the temperature is measured due to controlled-depth insertion, is washable and provides a digital display that is easily read by the user.

### Summary of the Invention

[0009] In accordance with the present invention there is provided a rectal thermometer as defined in the appended independent claim 1. Preferred embodiments are defined in the dependent claims.

### Brief Description of the Drawings

[0010] The foregoing and other features of the present invention will be more readily apparent from the following detailed description and drawings of illustrative embodiments of the invention in which:

FIG. 1 is a front perspective view of a rectal thermometer constructed in accordance with the present invention;

FIG. 2 is a perspective view of a rectal thermometer constructed in accordance with the present invention and having a holder situated on the thermometer;

FIG. 3 is a rear perspective view of a rectal thermometer constructed in accordance with the present invention; and

FIG. 4 is a perspective view of an alternative design

of a rectal thermometer constructed in accordance with the present invention.

### Detailed Description of the Preferred Embodiments

**[0011]** Referring now to the drawings, the present invention is directed to an improved baby rectal thermometer 2 that is site-specific in that it is designed to take the temperature of a patient via the patient's rectal region. The overall configuration of the rectal thermometer 2 allows for improved placement into the rectal region at a reproducible depth. The thermometer's shape prevents harm to the patient by preventing over-insertion and allows a user to securely and confidently hold the thermometer in place in the rectal region. This results in increased comfort for the patient and user, improved sensing capabilities, and a more accurate temperature determination.

**[0012]** Certain embodiments relate to a thermometer that is designed to display core body temperature measurements obtained from the rectal region of a patient. The rectal thermometer of the present invention, unlike traditional electronic rectal thermometers, is designed to have a shape that improves the temperature taking process. Specifically, the shape of the rectal thermometer allows for improved placement and repeatable insertion depth of the thermometer into the rectal region. The repeatable insertion depth prevents injury to the patient allowing a user, typically a parent or clinician, to hold the thermometer securely in the patient's rectal region without worrying about the possibility of harming the patient. The rectal thermometer includes a main housing which holds the digital temperature display, a controlled-depth temperature sensing probe, an activation switch and a battery compartment. The temperature display provides the user with the ability to read the temperature display throughout the temperature taking process. The sides of the housing may be of a concave shape near their respective centers to improve handling of the thermometer.

**[0013]** Attached to the main housing is the controlled-depth temperature sensing probe. The controlled-depth temperature sensing probe includes a probe guard portion attached to the main housing and a temperature sensing probe portion attached to the probe guard. The configuration of the controlled-depth temperature sensing probe guarantees that the temperature sensing probe tip will be placed at a consistent and proper depth within the anal canal without injuring the patient. For example, the thickness of the probe guard portion gradually increases proximate the housing while the probe guard portion and temperature sensing probe have predetermined lengths. Additionally, this results in increased comfort for the patient during insertion, improved sensing capabilities, and a more accurate temperature determination..

**[0014]** The rectal thermometer may include a removable thermometer holder that is placed over the rectal thermometer when not in use. The thermometer holder

includes a proximal end and a distal end and is adapted such that its shape generally conforms to the shape of the rectal thermometer and at least a portion of the rectal thermometer is completely covered by the thermometer holder. Moreover, the proximal end covers at least a portion of the housing and may include openings to allow access to the actuation button and the battery receiving compartment. Finally, the distal end of the thermometer holder includes an enclosed portion which may house rattle balls, thereby allowing the thermometer holder to also serve as a baby rattle. The patient can amuse him or herself with the rattle during the temperature taking process, thus reducing squirming.

**[0015]** In use, the thermometer is removed from the thermometer holder, the temperature sensing probe is placed in contact with the rectal region and inserted within the anal canal, to sense the temperature thereof. The temperature sensor produces an electronic signal that represents the body temperature obtained from the rectal region. The electronic signal of the sensor is then transmitted to a processor which converts the electronic signal into a temperature reading. The temperature reading is transmitted to the temperature display unit where the temperature is displayed in degrees Fahrenheit or Celsius. Electronic thermometers, along with features common to electronic thermometers, are described in U.S. Patent No. 6,419,388 to Lee, U.S. Patent 6,402,371 to Pompei et al., and U.S. Patent No. 6,036,361 to Gregory et al., the contents of which are incorporated herein by reference.

**[0016]** In accordance with the preferred embodiment illustrated in FIGS. 1 and 2, the rectal thermometer includes a main housing 10, a probe 30 and a thermometer holder 40. The thermometer holder 40 includes a proximal end 42 and a distal end 44 and is adapted so as to conform to the general shape of the rectal thermometer 2. Moreover, the thermometer holder 40 conforms to the general shape of the rectal thermometer 2 such that at least a portion of the rectal thermometer 2 may be completely covered by the holder 40. Also, the thermometer holder 40 includes an enclosed portion 46 at its distal end 44 that houses rattle balls 48, thereby allowing the thermometer holder 40 to also serve as a baby rattle. The detail and functioning of the thermometer holder 40 will be described in further detail below.

**[0017]** The rectal thermometer main housing 10 is generally curved, e.g., oval or circularly-disk-shaped, resembling a partially flattened egg and includes a circumferential edge 12. The main housing 10 encloses the temperature sensing and processing circuitry 26. The main housing further includes a first side 16 and a second side 18. The first side 16 may include the thermometer actuation button 22 to activate/deactivate the rectal thermometer and the second side may contain a battery receiving compartment 24 for holding batteries which power the thermometer, or vice versa. Preferably, the first and second sides of the main housing 10 are adapted to be concave in shape and thus allow easier handling by the user.

In other words, the thickness of the housing 10, measured between the first and second sides 16 and 18, narrows near the center of the sides 16 and 18.

**[0018]** The concave design for the main housing 10 is more ergonomically pleasing to the user of the rectal thermometer 2 and results in better handling and more accurate placement during use, which in turn results in an accurate and errorless temperature reading from a single use of the thermometer. The reason for the improved secure handling of the rectal thermometer 2 is due to the fact that the concave shape allows the thermometer 2 to fit snugly into the natural curvature of the user's palm. The thicker portion of the housing completely contacts the palm of the user and thus requires minimal force to hold the thermometer 2 in one's hand. Moreover, as previously mentioned, insertion of the rectal thermometer 2 into the anal canal may stimulate the bowels of a newborn and cause significant squirming. The increased security and comfort in handling of the thermometer provided by the housing 10, as mentioned, adds to the improved efficiency of the rectal temperature taking process as the thermometer is less likely to fall to the floor due to the squirming child. The thermometer is also easier to insert into the anal canal given the possible awkward positioning of the child's body.

**[0019]** In the preferred embodiment, the digital display 20 is situated along the circumferential edge 12 of the housing 10. The taking of a child's rectal temperature typically requires placing the child on their stomach, on their back with the child's legs up or on their side. The digital display 20 is situated along the circumferential edge 12 so that the digital display 20 can easily be read while the rectal thermometer 2 is within the anal canal. Situating the digital display 20 along the circumferential edge 12 avoids the problems of having to remove the thermometer solely to read the display or twisting one's head to the side in an extremely awkward position merely to read the digital display while the thermometer remains inserted. The possibility that the rectal thermometer will become dislodged from the anal canal while the user attempts to read the temperature display 20 is greatly reduced due to the convenient location of the display 20.

**[0020]** Connected to the main housing 10 is the controlled-depth temperature sensing probe 30. The probe 30 includes a probe sensing tip 32 and a probe guard portion 34. The probe sensing tip 32 includes conductive metal and is preferably made of stainless-steel. The probe sensing tip 32 houses a conventional thermistor for sensing the temperature of the anal canal.

**[0021]** The housing 10 is connected to the probe 30 via the probe guard portion 34. Preferably, the probe guard portion 34 is an extension of the housing 10 created through an overmolding process and, therefore, securely holds the probe 30 in place. Additionally, the probe guard portion 34 is wider in thickness proximal to the housing 10 and narrower toward the distal direction. As will be described in more detail below, the widening probe guard portion 34, in conjunction with the controlled-depth tem-

perature sensing probe 30, helps to prevent over-insertion of the rectal thermometer.

**[0022]** The controlled-depth temperature sensing probe 30 ensures that the over-insertion problems associated with past rectal thermometers do not occur. As previously mentioned, the probe 30 is designed to be of a particular length, specifically about one-half of an inch. That length has been determined to be the ideal depth to which a rectal temperature sensing device should be placed into the anal canal for accurately measuring the core body temperature of an infant. In fact, placing a rectal temperature measuring device beyond the one-half inch depth may result in inaccurate readings or, worse, damage to the tissue surrounding the anal canal. Accordingly, the probe 30 is designed such that the entire length of the probe 30 is insertable into the anal canal of the rectal region without concern for over-insertion since it is of the particular length previously described. Since the probe 30 is a predetermined length, and is inserted a predetermined distance, i.e., the length of the probe, proper placement of the probe sensing tip 32 within the anal canal is consistently achieved. This ensures fast and accurate assessment of the core body temperature of a baby through the rectal region without having to determine the proper placement depth for the thermometer and its probe.

**[0023]** As previously noted, connecting the probe 30 to the main housing is the probe guard portion 34. The probe guard portion 34, as mentioned earlier, increases in width proximate the main housing 10. The gradual increase in width or thickness of the probe guard portion 34 provides the patient with the comfort of a subtly increasing pressure about the anal canal that slows the thermometer 2 down and allows the thermometer 2 to sit comfortably within the anal canal. Additionally, the use of the widening probe guard portion 34 helps to further prevent over-insertion of the rectal thermometer. The reason for this is that the user can easily determine, by viewing the insertion of the rectal thermometer 2, the point at which the rectal thermometer 2 has been inserted to its maximum depth. That maximum depth occurs when the widest point of the probe guard portion 34 is within the anal canal.

**[0024]** In order to safeguard the rectal thermometer 2 and its primary components, such as its probe sensing tip 32, the rectal thermometer includes a removable thermometer holder 40 that is placed over the rectal thermometer 2 when not in use. The thermometer holder 40 includes a proximal end 42 and a distal end 44 and is adapted such that its shape generally conforms to the shape of the rectal thermometer 2 and at least a portion of the rectal thermometer 2 is completely covered by the thermometer holder 40. The proximal end 42 covers at least a portion of the housing 10 and may include openings 50 to allow access to the actuation button 22 and the battery receiving compartment 24. The distal end 44 should be rounded and large enough to house rattle balls 48 and also to avoid any possible choking.

**[0025]** An alternative embodiment of the thermometer holder 40, as seen in Fig. 4, includes a thin neck 60 between the proximal end 42 and the distal end 44. The neck 60 tapers from the proximal end 42 and then flares toward the distal end 44. The thin neck 60 allows the holder 40 to be gripped more easily when removing or returning the thermometer 2. The thin neck 60 also provides a tighter fit over the probe 30. The thin neck 60 may include a flexible material to allow the thermometer holder 40 to bend.

**[0026]** The enclosed portion 46 at the distal end 44 that houses rattle balls 48 allows the thermometer holder 40 to also serve as a baby rattle. The benefit of having the thermometer holder 40 serve as a baby rattle is that it assists the user with the temperature taking process. Specifically, the patient can amuse him or herself with the rattle during the temperature taking process, thus reducing squirming. Alternatively, the thermometer holder 40 may include any simple toy known in the art for amusing infants, including but not limited to: a horn, a rotatable image, a teether, a noise maker, a music player, a bean bag or an elastic member.

**[0027]** The complete housing of the thermometer, including the main housing 10 and the probe guard portion 34, should be formed using a low thermal-conductivity material so that cooling of the patient's skin upon contact is minimized, and also so that the temperature sensor does not experience improper fluctuations in temperature caused by interferences such as ambient air temperatures. The housing 10 may be waterproof or water resistant so the rectal thermometer 2 can be submersed in soapy water to clean the probe and housing without fear of destroying the electrical circuitry. As previously noted, inserting a probe into the anal canal of a newborn tends to stimulate the bowels. The stimulation of the bowels results in the possible presence of stool which may contain infectious contaminants that should be removed from the probe and housing before re-using the thermometer. The benefits to the user utilizing a washable rectal thermometer are obvious in that contamination with infectious stool is prevented.

**[0028]** In accordance with another embodiment of the present invention, the rectal thermometer 2 includes all of the features of the previous embodiment with the added feature that the probe guard portion 34 is molded from a flexible material such as rubber or a light plastic. The flexibility of the probe guard portion 34 increases the comfort to the patient, and allows for improved contacting of the temperature sensor to the rectal region.

**[0029]** In use, the thermometer is removed from the thermometer holder 40 and the thermometer holder 40 may be given to the patient for self-amusement. The probe tip 32 is placed into the anal canal within the rectal region to sense the temperature thereof. The thermal resistor or thermistor within the sensor tip 32 produces an electronic signal that represents the core body temperature obtained from the rectal region. The electronic signal of the sensor is then transmitted to a processor within

the electrical circuitry 26 which converts the electronic signal into a temperature reading. The temperature reading is transmitted to the temperature display unit 20 where the temperature is displayed in degrees Fahrenheit or Celsius.

## Claims

1. A rectal thermometer (2) comprising:
  - a generally disk-shaped housing (10) having at least one circumferential edge (12) and containing temperature and processing circuitry;
  - a probe guard portion (34) having a distal end and a proximal end and having a predetermined length and a curved profile in a region between said two ends and extending outward from said circumferential edge, said probe guard portion being connected to said circumferential edge at said proximal end;
  - a controlled-depth temperature sensing probe (30) having a predetermined length and a width and mounted on the distal end of said probe guard portion such that said temperature sensing probe is positioned a predetermined distance from said circumferential edge of said disk-shaped housing and such that said probe is configured to be inserted into a patient such that the probe guard portion allows insertion of generally the entire length of the probe while preventing over-insertion of said probe and preventing injury to the anal canal of the patient; wherein the width of said probe guard portion at said distal end is substantially equal to said width of said sensing probe; and
  - a temperature display (20) situated along said circumferential edge of said disk-shaped housing such that said display is viewable during a temperature taking process.
2. The rectal thermometer of claim 1, wherein said thermometer is waterproof.
3. The rectal thermometer of claim 1, wherein said probe guard portion comprises at least one of a soft plastic and a rubber.
4. The rectal thermometer of claim 1, wherein said probe guard portion is tapered at said proximal end.
5. The rectal thermometer of claim 1, further comprising:
  - a holder to receive said thermometer; wherein said holder has a proximal end and a distal end, and
  - wherein said holder covers said controlled-

depth temperature sensing probe.

6. The rectal thermometer of claim 5, wherein said holder includes an opening allowing access to an activation button. 5
7. The rectal thermometer of claim 5, wherein said holder includes a toy.
8. The rectal thermometer of claim 7, wherein said toy is a rattle. 10
9. The rectal thermometer of claim 5, wherein said holder covers a major portion of said disk-shaped housing. 15
10. The rectal thermometer of claim 5, wherein said holder is tapered at said proximal end and is flared toward said distal end. 20
11. The rectal thermometer of claim 1, wherein said disk-shaped housing includes a first side, a second side and an activation button, and wherein said activation button is located on at least one of said first and second sides. 25
12. The thermometer of claim 1, being a digital thermometer wherein the display is a digital temperature display. 30

#### Patentansprüche

1. Rektalthermometer (2), das Folgendes umfasst: 35
  - ein allgemein scheibenförmiges Gehäuse (10) mit wenigstens einem Umfangsrand (12), das Temperatur- und Verarbeitungsschaltungen enthält; 40
  - einen Sondenschutzteil (34), der ein distales Ende und ein proximales Ende aufweist und eine vorbestimmte Länge und ein gekrümmtes Profil in einer Region zwischen den beiden Enden hat und sich vom Umfangsrand nach außen erstreckt, wobei der Sondenschutzteil mit dem Umfangsrand an dem proximalen Ende verbunden ist; 45
  - eine Temperaturerfassungssonde (30) mit regulierter Tiefe und einer vorbestimmten Länge und einer Breite, montiert am distalen Ende des Sondenschutzteils, so dass die Temperaturerfassungssonde in einem vorbestimmten Abstand vom Umfangsrand des scheibenförmigen Gehäuses positioniert ist, und so, dass die Sonde zum Einführen in einen Patienten konfiguriert ist, so dass der Sondenschutzteil das Einführen von allgemein der gesamten Länge der Sonde 50

zulässt, während ein zu weites Einführen der Sonde und Verletzungen am Analkanal des Patienten verhindert werden; wobei die Breite des Sondenschutzteils am distalen Ende im Wesentlichen gleich der Breite der Erfassungssonde ist; und eine Temperaturanzeige (20), die sich entlang dem Umfangsrand des scheibenförmigen Gehäuses befindet, so dass die Anzeige bei einem Temperaturmessvorgang sichtbar ist.

2. Rektalthermometer nach Anspruch 1, wobei das Thermometer wasserdicht ist.
3. Rektalthermometer nach Anspruch 1, wobei der Sondenschutzteil wenigstens eines aus einem weichen Plastik und einem Gummi umfasst.
4. Rektalthermometer nach Anspruch 1, wobei der Sondenschutzteil am proximalen Ende konisch zuläuft.
5. Rektalthermometer nach Anspruch 1, das ferner Folgendes umfasst:
  - einen Halter zum Aufnehmen des Thermometers; wobei der Halter ein proximales Ende und ein distales Ende hat, und wobei der Halter die Temperaturerfassungssonde mit regulierter Tiefe bedeckt.
6. Rektalthermometer nach Anspruch 5, wobei der Halter eine Öffnung aufweist, die Zugang zu einer Aktivierungstaste bietet.
7. Rektalthermometer nach Anspruch 5, wobei der Halter ein Spielzeug beinhaltet.
8. Rektalthermometer nach Anspruch 7, wobei das Spielzeug eine Rassel ist.
9. Rektalthermometer nach Anspruch 5, wobei der Halter einen Hauptteil des scheibenförmigen Gehäuses bedeckt.
10. Rektalthermometer nach Anspruch 5, wobei der Halter am proximalen Ende konisch zuläuft und sich in Richtung des distalen Endes erweitert.
11. Rektalthermometer nach Anspruch 1, wobei das scheibenförmige Gehäuse eine erste Seite, eine zweite Seite und eine Aktivierungstaste aufweist, und wobei sich die Aktivierungstaste auf mindestens einer der ersten und der zweiten Seite befindet.
12. Thermometer nach Anspruch 1, bei dem es sich um

ein digitales Thermometer handelt, wobei die Anzeige eine digitale Temperaturanzeige ist.

## Revendications

### 1. Thermomètre rectal (2) comprenant :

une enveloppe essentiellement en forme de disque (10) présentant au moins un bord circonferentiel (12) et comprenant des circuits de température et de traitement ;

une partie protection de sonde (34) présentant une extrémité distale et une extrémité proximale et présentant une longueur prédéterminée et un profil courbe dans une région comprise entre lesdites deux extrémités et s'étendant vers l'extérieur à partir dudit bord circonferentiel, ladite partie protection de sonde étant raccordée audit bord circonferentiel au niveau de ladite extrémité proximale ;

une sonde de détection de température à profondeur contrôlée (30) présentant une longueur prédéterminée et une largeur et montée sur l'extrémité distale de ladite partie protection de sonde de telle manière que ladite sonde de détection de température est positionnée à une distance prédéterminée par rapport audit bord circonferentiel de ladite enveloppe en forme de disque et de telle manière que ladite sonde est configurée pour être insérée dans un patient de telle manière que la partie protection de sonde permet une insertion d'essentiellement la totalité de la longueur de la sonde tout en empêchant une sur-insertion de ladite sonde et tout en empêchant une blessure du canal anal du patient ; dans lequel la largeur de ladite partie protection de sonde au niveau de ladite extrémité distale est essentiellement égale à ladite largeur de ladite sonde de détection ; et

un affichage de température (20) situé le long dudit bord circonferentiel de ladite enveloppe en forme de disque de telle manière que ledit affichage peut être consulté pendant une étape de prise de température.

2. Thermomètre rectal selon la revendication 1, dans lequel ledit thermomètre est étanche à l'eau.

3. Thermomètre rectal selon la revendication 1, dans lequel ladite partie protection de sonde comprend au moins un parmi un plastique souple et un caoutchouc.

4. Thermomètre rectal selon la revendication 1, dans lequel ladite partie protection de sonde est effilée au niveau de ladite extrémité proximale.

5. Thermomètre rectal selon la revendication 1, comprenant en outre :

un support permettant d'accueillir ledit thermomètre ;  
dans lequel ledit support présente une extrémité proximale et une extrémité distale, et dans lequel ledit support recouvre ladite sonde de détection de température à profondeur contrôlée.

6. Thermomètre rectal selon la revendication 5, dans lequel ledit support comprend une ouverture permettant un accès à un bouton d'activation.

7. Thermomètre rectal selon la revendication 5, dans lequel ledit support comprend un jouet.

8. Thermomètre rectal selon la revendication 7, dans lequel ledit jouet est un hochet.

9. Thermomètre rectal selon la revendication 5, dans lequel ledit support recouvre une partie principale de ladite enveloppe en forme de disque.

10. Thermomètre rectal selon la revendication 5, dans lequel ledit support est effilé au niveau de ladite extrémité proximale et est évasé en direction de ladite extrémité distale.

11. Thermomètre rectal selon la revendication 1, dans lequel ladite enveloppe en forme de disque comprend un premier côté, un deuxième côté et un bouton d'activation, et dans lequel ledit bouton d'activation est situé sur au moins un parmi lesdits premier et deuxième côtés.

12. Thermomètre selon la revendication 1, qui est un thermomètre numérique au sein duquel l'affichage est un affichage numérique de la température.

Fig. 2

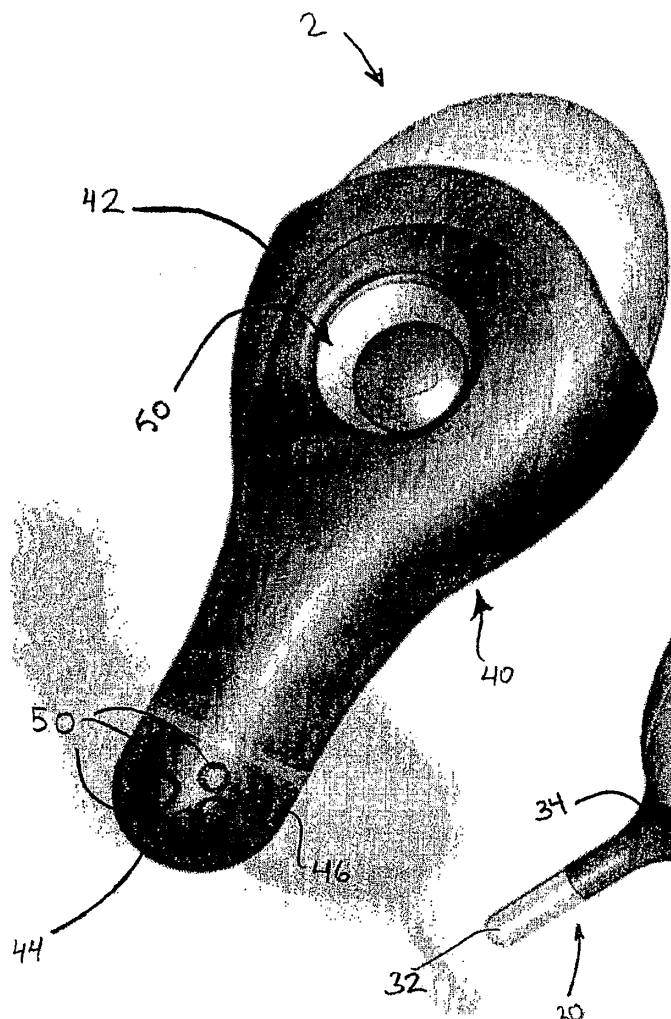


Fig. 1

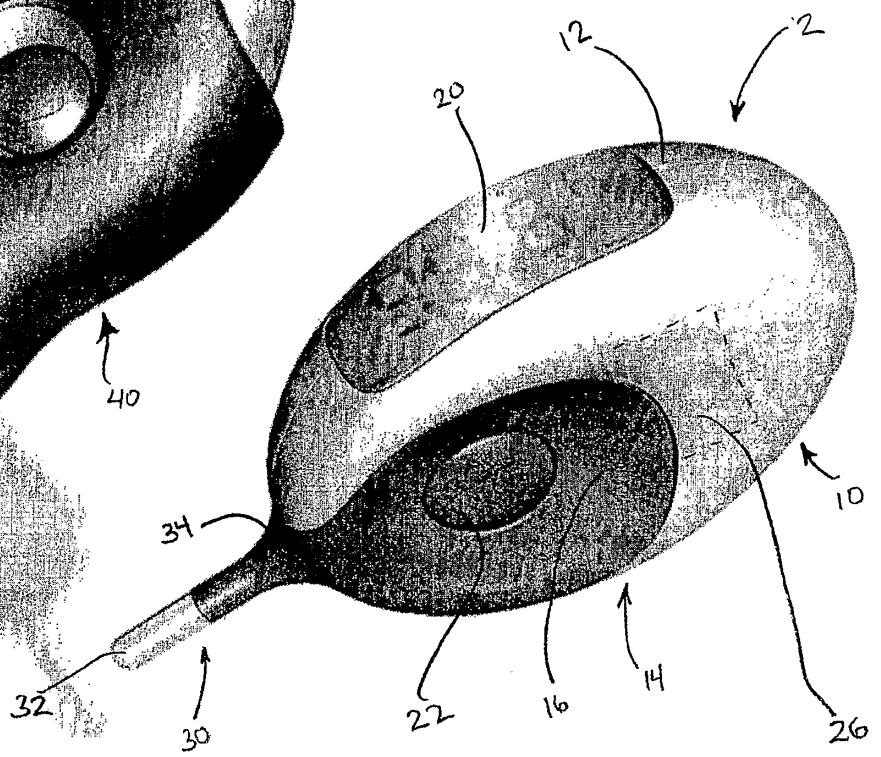


Fig. 3

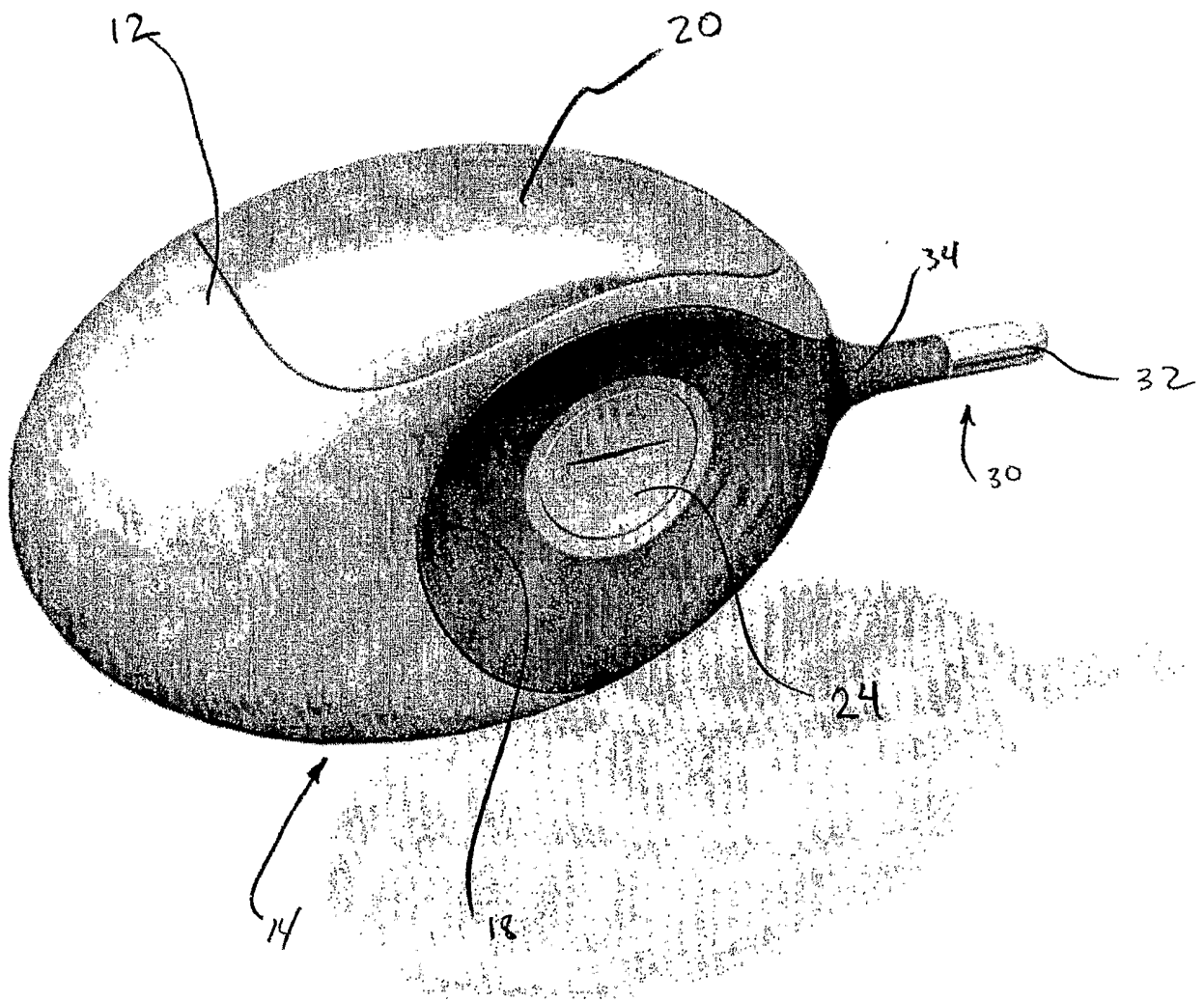
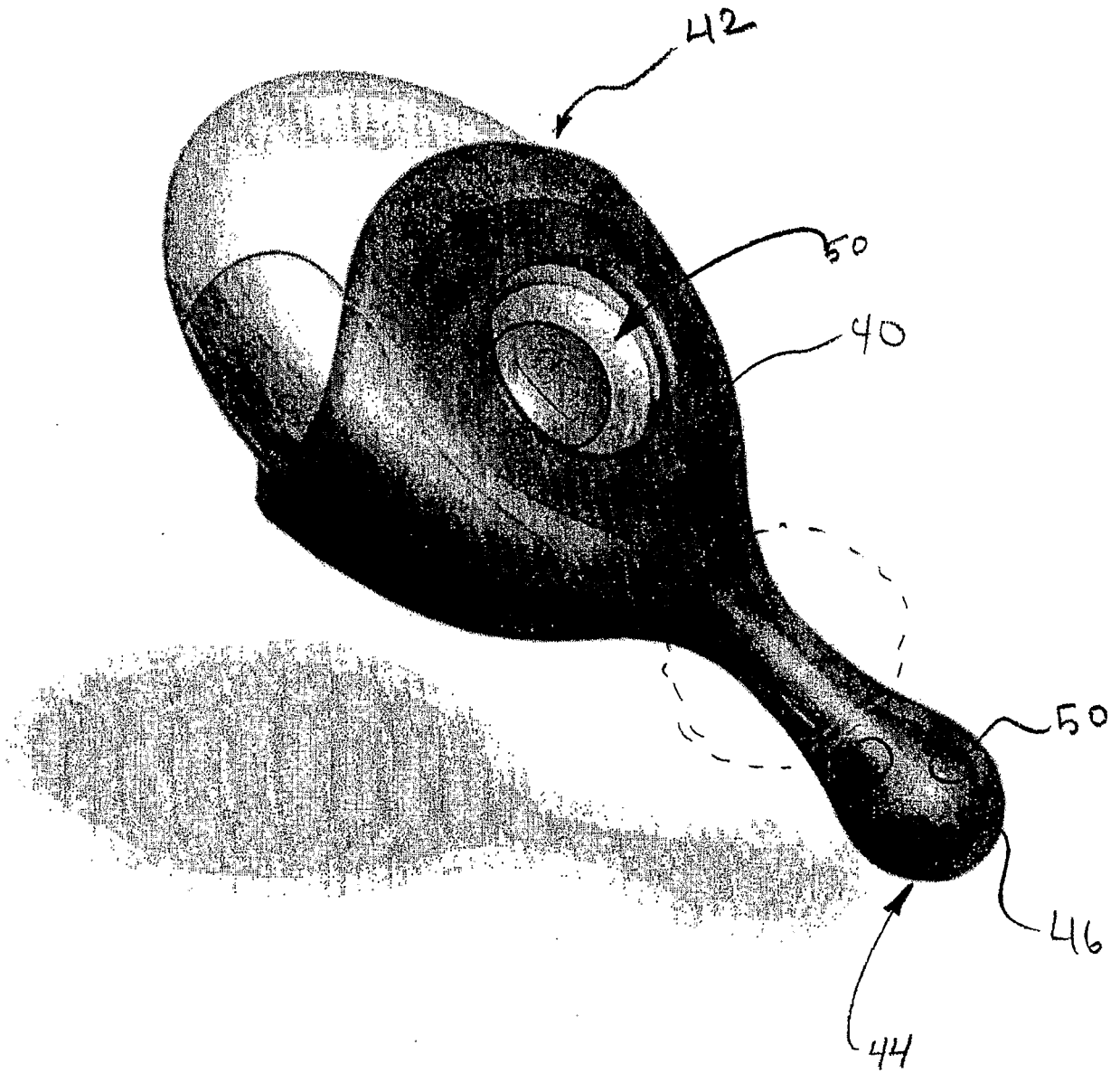


Fig. 4



**REFERENCES CITED IN THE DESCRIPTION**

*This list of references cited by the applicant is for the reader's convenience only. It does not form part of the European patent document. Even though great care has been taken in compiling the references, errors or omissions cannot be excluded and the EPO disclaims all liability in this regard.*

**Patent documents cited in the description**

- US 2004233970 A [0007]
- US 6419388 B, Lee [0015]
- US 6402371 B, Pompei [0015]
- US 6036361 A, Gregory [0015]

专利名称(译)	改良婴儿直肠温度计		
公开(公告)号	<a href="#">EP1989522B1</a>	公开(公告)日	2018-02-21
申请号	EP2006802598	申请日	2006-08-29
[标]申请(专利权)人(译)	卡兹欧洲公司		
申请(专利权)人(译)	哈萨克斯坦, INCORPORATED		
当前申请(专利权)人(译)	哈萨克斯坦, INCORPORATED		
[标]发明人	HOWANSKY ANDREW P		
发明人	HOWANSKY, ANDREW, P.		
IPC分类号	G01K1/08 G01K7/00 A61B5/00 G01K13/00		
CPC分类号	G01K13/002		
优先权	11/214659 2005-08-29 US		
其他公开文献	EP1989522A4 EP1989522A2		
外部链接	<a href="#">Espacenet</a>		

摘要(译)

一种用于测量患者体温的直肠温度计，包括具有圆周边缘和第一和第二侧面的圆盘或椭圆形构件。沿着边缘是温度显示器，其在温度获取过程中是可见的，而不必首先从肛管中移除温度计。第一和第二侧面形成凹形，并包括致动开关和电池盒。通过探针防护部分连接到主壳体的是受控深度的温度传感探头，其可以完全插入肛管中而不用担心过度插入。可以由柔性材料形成的探针防护部分适于使得其厚度在主壳体附近逐渐增加并且用于减慢探针在肛管内的进入。最后，直肠温度计包括保持器，该保持器具有用于覆盖壳体的近端和用于覆盖探针的远端。远端还容纳具有拨浪鼓球的封闭部分，该拨浪鼓球允许温度计支架用作儿童的娱乐装置。

