



(51) International Patent Classification:
A61B 5/02 (2006.01)

(21) International Application Number:
PCT/US2012/037297

(22) International Filing Date:
10 May 2012 (10.05.2012)

(25) Filing Language: English

(26) Publication Language: English

(30) Priority Data:
61/486,649 16 May 2011 (16.05.2011) US
13/466,852 8 May 2012 (08.05.2012) US

(71) Applicant (for all designated States except US): **NEUROSKY, INC.** [US/US]; 125 South Market Street, Suite 900, San Jose, CA 95113 (US).

(72) Inventors; and

(75) Inventors/Applicants (for US only): **ALEXANDER, Zavier** [US/US]; 125 South Market Street, Suite 900, San Jose, CA 95113 (US). **CHUANG, Cheng-i** [US/US]; 125 South Market Street, Suite 900, San Jose, CA 95113 (US). **LIU, Johnny** [US/US]; 125 South Market Street, Suite 900, San Jose, CA 95113 (US). **WESTENDORF, David** [US/US]; 125 South Market Street, Suite 900, San Jose, CA 95113 (US). **LEE, Koohyung** [KR/US]; 125 South Market Street, Suite 900, San Jose, CA 95113 (US).

(74) Agent: **SCHALLOP, Michael, J.**; Van Pelt, Yi & James LLP, 10050 N. Foothill Blvd., Suite 200, Cupertino, CA 95014 (US).

(81) Designated States (unless otherwise indicated, for every kind of national protection available): AE, AG, AL, AM, AO, AT, AU, AZ, BA, BB, BG, BH, BR, BW, BY, BZ, CA, CH, CL, CN, CO, CR, CU, CZ, DE, DK, DM, DO, DZ, EC, EE, EG, ES, FI, GB, GD, GE, GH, GM, GT, HN, HR, HU, ID, IL, IN, IS, JP, KE, KG, KM, KN, KP, KR, KZ, LA, LC, LK, LR, LS, LT, LU, LY, MA, MD, ME, MG, MK, MN, MW, MX, MY, MZ, NA, NG, NI, NO, NZ, OM, PE, PG, PH, PL, PT, QA, RO, RS, RU, RW, SC, SD, SE, SG, SK, SL, SM, ST, SV, SY, TH, TJ, TM, TN, TR, TT, TZ, UA, UG, US, UZ, VC, VN, ZA, ZM, ZW.

(84) Designated States (unless otherwise indicated, for every kind of regional protection available): ARIPO (BW, GH, GM, KE, LR, LS, MW, MZ, NA, RW, SD, SL, SZ, TZ, UG, ZM, ZW), Eurasian (AM, AZ, BY, KG, KZ, RU, TJ, TM), European (AL, AT, BE, BG, CH, CY, CZ, DE, DK, EE, ES, FI, FR, GB, GR, HR, HU, IE, IS, IT, LT, LU, LV, MC, MK, MT, NL, NO, PL, PT, RO, RS, SE, SI, SK, SM, TR), OAPI (BF, BJ, CF, CG, CI, CM, GA, GN, GQ, GW, ML, MR, NE, SN, TD, TG).

Published:

— with international search report (Art. 21(3))

(54) Title: BIO SIGNAL BASED MOBILE DEVICE APPLICATIONS

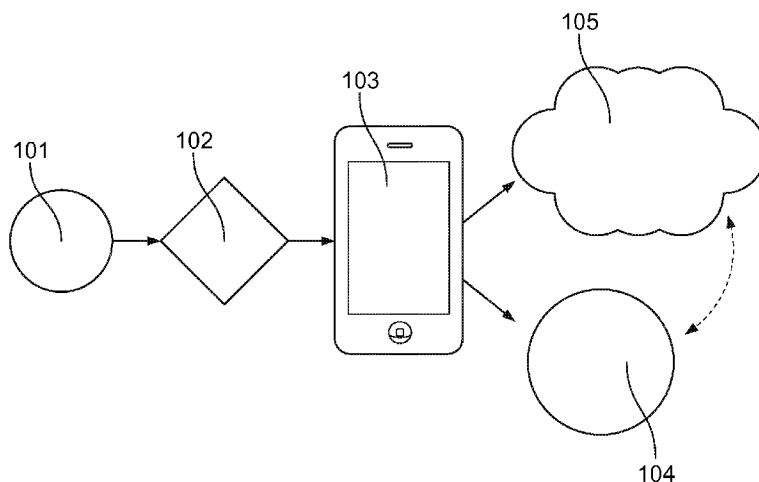


FIG. 1

(57) Abstract: Techniques for providing bio signal based mobile device applications are disclosed. In some embodiments, a system for bio signal based mobile device applications includes a bio signal sensor (e.g., biosensor) or multiple biosensors (e.g., multiple biosensors for EEG detection, or multiple biosensors that can each detect different types of bio signals), a bio signal processing unit, the mobile device, and a software application(s) that utilize the bio signal information for various applications (e.g., practical applications, entertainment applications, social networking applications, and/or other applications).

WO 2012/158457 A1

BIO SIGNAL BASED MOBILE DEVICE APPLICATIONS

CROSS REFERENCE TO OTHER APPLICATIONS

[0001] This application claims priority to U.S. Provisional Patent Application No. 61/486,649 (Attorney Docket No. NEURP016+) entitled BIO SIGNAL BASED MOBILE DEVICE APPLICATIONS filed May 16, 2011 which is incorporated herein by reference for all purposes.

BACKGROUND OF THE INVENTION

[0002] The number of smart phone and other mobile device users worldwide is estimated to exceed 1 billion by 2013. Smart phone and mobile devices are increasingly equipped with multiple sensors, such as sensors that can capture sound, photographs, video, acceleration/velocity, orientation, and location/GPS. The increasing processing power and sensor functionality of such devices provides for a rich platform for applications that can utilize this information for various purposes. For example, applications exist that utilize such audio, video, and/or location functionality for practical/productive applications and entertainment applications.

BRIEF DESCRIPTION OF THE DRAWINGS

[0003] Various embodiments of the invention are disclosed in the following detailed description and the accompanying drawings.

[0004] **Figure 1** illustrates a functional diagram of acquisition and use of bio signal data by a device or applications executed on the device in accordance with some embodiments.

[0005] **Figure 2** illustrates a dynamic map application that uses bio signal data to show social “hot spots” in a geographic area in accordance with some embodiments.

[0006] **Figure 3** illustrates a dynamic music application that senses a user’s pulse to trigger context sensitive music in accordance with some embodiments.

[0007] **Figure 4** illustrates a dynamic social application that allows the receiver of a mobile device communication to use a user's pulse as their ring tone (e.g., or other hailing signal) in accordance with some embodiments.

[0008] **Figure 5** illustrates a flow diagram for an application using bio signal data in accordance with some embodiments.

[0009] **Figure 6** illustrates another flow diagram for an application using bio signal data in accordance with some embodiments.

[0010] **Figure 7** illustrates a flow diagram for an application using bio signal data from a plurality of users in accordance with some embodiments.

DETAILED DESCRIPTION

[0011] The invention can be implemented in numerous ways, including as a process; an apparatus; a system; a composition of matter; a computer program product embodied on a computer readable storage medium; and/or a processor, such as a processor configured to execute instructions stored on and/or provided by a memory coupled to the processor. In this specification, these implementations, or any other form that the invention may take, may be referred to as techniques. In general, the order of the steps of disclosed processes may be altered within the scope of the invention. Unless stated otherwise, a component such as a processor or a memory described as being configured to perform a task may be implemented as a general component that is temporarily configured to perform the task at a given time or a specific component that is manufactured to perform the task. As used herein, the term 'processor' refers to one or more devices, circuits, and/or processing cores configured to process data, such as computer program instructions.

[0012] A detailed description of one or more embodiments of the invention is provided below along with accompanying figures that illustrate the principles of the invention. The invention is described in connection with such embodiments, but the invention is not limited to any embodiment. The scope of the invention is limited only by the claims and the invention encompasses numerous alternatives, modifications and equivalents. Numerous specific details are set forth in the following description in order to provide a thorough understanding of the invention. These details are provided for the purpose of example and the invention may be practiced according to the claims without some or all of

these specific details. For the purpose of clarity, technical material that is known in the technical fields related to the invention has not been described in detail so that the invention is not unnecessarily obscured.

[0013] Smart phone and mobile devices are increasingly equipped with multiple sensors, such as sensors that can capture sound, photographs, video, acceleration/velocity, orientation, and location/GPS. The increasing processing power and sensor functionality of such devices provides for a rich platform for applications that can utilize this information for various purposes. For example, applications exist that utilize such audio, video, and/or location functionality for practical/productive applications and entertainment applications.

[0014] Although various smart phone and mobile devices are adept at detecting information regarding their own state and the world around them (e.g., location, network connectivity/availability state, proximity to other devices, and/or various other information), their ability to detect and respond to the physical, physiological and/or psychological state of a human user is limited or nonexistent. Mobile devices generally lack any type of biosensor that can be used to inform and modify device behavior, act as a control mechanism, or can provide data for use in applications. Smart phones and other advanced mobile electronics have improved greatly in their ability to sense their position in space and the environment around them, yet still have no insight into the physical, physiological, and/or psychological state of their user. This is an obstacle to the development of advanced user-aware interfaces and applications.

[0015] What are needed are techniques for such devices to detect and respond to various physical, physiological, and psychological states of a human user. Accordingly, techniques for providing various bio signal based mobile device applications are disclosed. In some embodiments, mobile devices include smart phones and other types of cellular phones/devices, tablet computers, laptop computers, GPS devices, portable digital music/video devices, portable gaming devices, and other types of mobile/portable computing devices, generally referred to herein as mobile devices. In some embodiments, mobile devices include various sensors/sensor functionality that can detect a user's bio signals, such as ElectroCardioGraphy (ECG), ElectroEncephalography (EEG), ElectroMyoGraphy (EMG), ElectroOculoGraphy (EOG), Galvanic Skin Response (GSR), Body Temperature, Heart/Pulse Rate, and other bio signals.

[0016] Various new and innovative applications can be provided that use enhanced interfaces for mobile devices based on various bio signals detection and monitoring. For example, by integrating biosensors into the feature rich environment of the mobile device, the addition of the user's physiological data gathered by the biosensor, in combination with the audio, multi-media, location, and/or movement data already collected by the mobile device provides a new platform for advanced user-aware interfaces and innovative applications.

[0017] In some embodiments, a mobile device includes various biosensors (e.g., bio signal sensors) capable of detecting bio signals, such as bio signal sensors for detection/monitoring of one or more of the following: ECG, EEG, EMG, EOG, GSR, body temperature, and heart/pulse rate. For example, the user can either actively choose to interact with the bio signal sensors for a specific function or have the sensors passively detect/monitor certain bio signal information. This information can be stored on the device itself, shared with other devices through a direct connection, or communicated to remote devices or services/applications over a network communication. Applications can then use this information for performing certain functions.

[0018] In some embodiments, a system for bio signal based mobile device applications includes a bio signal sensor (e.g., biosensor) or multiple biosensors (e.g., multiple biosensors for EEG detection, or multiple biosensors that can each detect different types of bio signals), a bio signal processing unit, the mobile device, and a software application(s) that utilize the bio signal information for various applications (e.g., practical applications, entertainment applications, social networking applications, and/or other applications). The biosensors and the bio signal unit can be integrated into the structure of the mobile device, although other configurations are also possible. In some embodiments, the bio signal unit is implemented in an integrated circuit configured or designed for a particular use, such as in an Application-Specific Integrated Circuit (ASIC) or Field-Programmable Gate Array (FPGA). In some embodiments, the bio signal unit is implemented as a software engine executed on a general processor of the mobile device.

[0019] For example, the user can activate the biosensors in a specific configuration to begin collecting information. How and if the user activates the biosensors can depend on the specific sensor configuration and what data is being collected. For example, a user collecting ECG and heart rate data may need to touch several dry sensors with both hands or capacitive (e.g., non-contact) sensors can be used which allow ECG and heart rate data to be collected

by simply placing the sensor close to the chest, or an oxymetric sensor can be used to measure the heart rate at finger tip. How the collected information is used, how the user interacts with it, and the content of the experience is generally dependent on the nature of the application the user executes on the mobile device.

[0020] **Figure 1** illustrates a functional diagram of acquisition and use of bio signal data by a device or applications executed on the device in accordance with some embodiments. As shown, a biosensor 101 detects a bio signal, collects the detected bio signal data, and sends the detected bio signal data to a bio signal processing unit 102, which is in communication with a mobile device 103. For example, the biosensor 101 and bio signal processing unit 102 can be integrated within the mobile device 103 or can be provided as a wired or wireless attached accessory, such as the mobile device's protective case, wireless headset, or various other form factors. As also shown, the mobile device 103 communicates the bio signal data to an application 104. For example, the application can utilize the bio signal data for a desired feature in real time or store information locally and/or communicate the information with an online server or other remote storage device 105, which applications can draw data from, such as for a cloud based application or cloud service. The stored data can include an individual user's bio signal information or aggregated bio signal information of several different users. Applications can form their own archives of data for use with their own user base or all bio signal data can be archived at a central data storage location/service. For example, the application can be a software application that executes locally on a general processor of the mobile device, or software/firmware running on a separate device, or a web based service (e.g., which can use locally processed information, such as based on the bio signal detection and interpretation, with remote/web based application/service functionality, such as a social networking service and/or any other remote/web based application/service functionality).

[0021] **Figure 2** illustrates a dynamic map application that uses bio signal data to show social "hot spots" in a geographic area in accordance with some embodiments. Specifically, Figure 2 illustrates a dynamic map application that uses bio signal data (e.g., ECG, EEG, EMG, EOG, GSR, body temperature, and/or heart/pulse rate data) in concert with GPS coordinates to provide a physiological context to geography. For example, the user, through the user's hands 201, can interact with biosensors on a mobile device 202, which can collect various bio signals sensed through various biosensors, such as pulse and

heart rate information. The user's detected bio signal data is then sent to a map application's central archive 203 where bio signal data from one or more users is aggregated and organized by location. For example, this collected and aggregated bio signal information of various users can then be graphically overlaid in a display with a map of the user's selected location 204. Various applications can be provided using the combination of location information and various bio signal sensor detected information.

[0022] For example, a dynamic map application can display specific location points on the map where detected user heart rates are generally high to generally low, which can provide a subjective context for the level of excitement in each area or social "hot spots" by geographic area based on detected heart rates.

[0023] As another example, a dynamic map application can be provided that uses ECG data in concert with GPS coordinates and/or various other sensor captured data (e.g., picture, video, and/or audio data) to provide physiological context to the user's geographical surroundings. The user can interact with several ECG sensors on the mobile device 202 with both hands 201 to begin collecting bio signal, such as pulse and heart rate, information. Their ECG data can then be sent to the dynamic map application's central archive 203 where ECG data from one or more users is aggregated and organized by location. This information can be graphically overlaid in a display with a map of the user's selected location 204 to display specific points where user heart rates are generally high to generally low, which can provide a subjective context for the level of excitement in each area.

[0024] As yet another example, a dynamic map application can be provided that uses EMG data in concert with GPS coordinates and/or various other sensor captured data (e.g., picture, video, and/or audio data) to provide physiological context to the user's geographical surroundings. The user can interact with several EMG sensors on the mobile device 202 with both hands 201 to begin collecting bio signal data, such as muscle movement information. Their EMG data can then be sent to the dynamic map application's central archive 203 where EMG data from one or more users is aggregated and organized by location. This information can be graphically overlaid in a display with a map of the user's selected location 204 to display specific points where user movement is generally high to generally low, which can provide a subjective context for the level of physical activity in each area.

[0025] As yet another example, a dynamic map application can be provided that uses EEG data in concert with GPS coordinates and/or various other sensor captured data (e.g., picture, video, and/or audio) to provide physiological context to the user's geographical surroundings. The user can hold the mobile device 202 in contact with the user's head to allow for the embedded EEG sensor(s) to be in contact with the user's head or the user can wear a headset with several EEG sensors, which can be in communication with the mobile device 202 and in contact, for example, with the user's head, to begin collecting EEG signal data. Their EEG data can then be sent to the dynamic map application's central archive 203 where EEG data from one or more users is aggregated and organized by location. The EEG data can be processed to evaluate the user's attention or other mental states (e.g., relaxation, anxiety, drowsiness, and/or sleep) using various techniques, such as described in U.S. Patent Application Publication No. 2008/0177197, entitled "Method and Apparatus for Quantitatively Evaluating Mental States Based on Brain Wave Signal Processing System" assigned to NeuroSky, Inc. This information can be graphically overlaid in a display with a map of the user's selected location 204 to display specific points where user attention is generally high to generally low, which can provide a subjective context for the level of interest in each area.

[0026] As yet another example, various combinations of biosensors can be provided in concert with GPS coordinates and/or various other sensor captured data (e.g., picture, video, and/or audio) to provide physiological context to the user's geographical surrounding to provide various functions and features as similarly discussed above and/or new functions or features using the various combinations of bio signal input from various biosensors.

[0027] **Figure 3** illustrates a dynamic music application that senses a user's pulse to trigger context sensitive music in accordance with some embodiments. Specifically, Figure 3 illustrates a dynamic music application 303 that is responsive to the user's heart rate sensed through the user's hands 301 holding a mobile music device 302 during, for example, physical activity for the purpose of driving the user towards a subjective or objective optimal heart rate dependant on the activity (e.g., cycling, running, or another activity or exercise). For example, songs can be preselected by users to either excite them during the activity or relax them to cool down, or determined from an online database of songs suggested based on other user data. When the user interacts with the biosensors, the music application 303 uses the processed bio signal data and selects the next song(s) to play based on user configured

settings and the detected bio signal data, such as meeting a specific heart rate target range, a length of time in the activity, genres of music, and/or other qualities or criteria.

[0028] Figure 4 illustrates a dynamic social application that allows the receiver of a mobile device communication to use a user's pulse as their ring tone (e.g., or other hailing signal) in accordance with some embodiments. Specifically, Figure 4 illustrates a dynamic social application that acquires a user's heart rate, and/or other bio signal(s), before placing a call, texting, or engaging in other forms of mobile device to mobile device communication and modifies the ring tone (e.g., or other hailing signal) of the receiving mobile device based on the caller's pulse or other bio signal. For example, the caller can interact with biosensors on the mobile device to record their pulse. This data can be saved locally on the mobile device for later use when a call is placed, if desired. The user can then place a call from a mobile device 401, and their pulse information can be sent to an application server 402. If the receiver of the call has a dynamic social application that can process the pulse information, then the pulse information can be sent to their mobile device 403 from the application server 402 and can modify their default ring tone (e.g., or other hailing signal) based on the pulse to play a sound of the caller's pulse, or engage another desired effect as shown at the called user's mobile device 403. The receiver of the call can also choose to send back his or her own pulse data to the caller.

[0029] In some embodiments, a dynamic social application includes executing a dynamic social application using a processed bio signal, in which the dynamic social application includes sharing the processed bio signal associated with a first user with a second user (e.g., the second user has a social relationship with the first user, such as a friend relationship, family relationship, co-worker relationship, and/or a medical or doctor-patient relationship). In some embodiments, the processed bio signal is shared with a group of users associated with the first user (e.g., friends, family, co-workers, and/or a group of medical professionals). In some embodiments, the processed bio signal is shared with an entity, such as a database, an application, or another device (e.g., which can be accessed by one or more other users, which are associated with the first user). In some embodiments, others can monitor the bio signal in real-time or pseudo real-time through mobile devices via communication networks (e.g., the Internet, cellular, and other wired and/or wireless networks). For example, the various techniques described herein can be used to check a user's physical, physiological, and/or psychological (e.g., cognitive and emotional) states

(e.g., if bio signals exceed certain thresholds or normal ranges, then a warning can be provided to the user or to a designated third party, such as a family contact, friend, and/or medical contact, such as a doctor).

[0030] In some embodiments, a bio signal is used to identify a person. For example, a processed bio signal can be used to individualize a user associated with a mobile device as a biometric related security check for use of the mobile device (e.g., ECG and/or EEG signals can be used as another security measure, similar to a password or fingerprint, to verify that the user is authorized to use the mobile device, such as an owner of the mobile device).

[0031] **Figure 5** illustrates a flow diagram for an application using bio signal data in accordance with some embodiments. At 502, a processed bio signal is received. At 504, an application using the processed bio signal is performed.

[0032] **Figure 6** illustrates another flow diagram for an application using bio signal data in accordance with some embodiments. At 602, a bio signal is detected (e.g., using a bio sensor). At 604, the bio signal is sent to a server for processing and/or storage. At 606, the processed bio signal is received. At 608, an application is performed using the processed bio signal.

[0033] **Figure 7** illustrates a flow diagram for an application using bio signal data from a plurality of users in accordance with some embodiments. At 702, bio signals from a plurality of users are received. At 704, the bio signals from the plurality of users are processed. At 706, an application using the processed bio signals from the plurality of users is performed.

[0034] As will now be apparent, various other bio signal based mobile device applications can be provided using the various techniques described herein. For example, different types of mobile devices, different combinations of bio signal sensors, and different types of applications and/or services that can use various forms of bio signal data as input, can be provided to facilitate a vast array of new applications, such as for productivity, entertainment, social networking, advertisement placement and targeting, and/or various other types of applications.

[0035] Although the foregoing embodiments have been described in some detail for purposes of clarity of understanding, the invention is not limited to the details provided.

There are many alternative ways of implementing the invention. The disclosed embodiments are illustrative and not restrictive.

[0036] WHAT IS CLAIMED IS:

CLAIMS

1. A system for bio signal based mobile device applications, comprising:
a processor configured to:
 receive a processed bio signal; and
5 perform an application using the bio signal; and
 a memory coupled to the processor and configured to provide the processor with
instructions.
2. The system recited in claim 1, wherein the processor is further configured to:
send the bio signal to a server for storage.
- 10 3. The system recited in claim 1, wherein the processor is further configured to:
send the bio signal to a server for processing.
4. The system recited in claim 1, wherein the processor is further configured to:
process a bio signal received from a bio sensor
5. The system recited in claim 1, wherein the system further comprises:
15 an ElectroCardioGraphy (ECG) sensor.
6. The system recited in claim 1, wherein the system further comprises:
an ElectroEncephalography (EEG) sensor.
7. The system recited in claim 1, wherein the system further comprises:
an ElectroMyoGraphy (EMG) sensor.
- 20 8. The system recited in claim 1, wherein the system further comprises:
an ElectroOculoGraphy (EOG) sensor.
9. The system recited in claim 1, wherein the system further comprises:
an Galvanic Skin Response (GSR) sensor.
10. The system recited in claim 1, wherein the processor is further configured to:
25 execute a dynamic map application using the processed bio signal.
11. The system recited in claim 1, wherein the processor is further configured to:
execute a dynamic music application using the processed bio signal.
12. The system recited in claim 1, wherein the processor is further configured to:
execute an application using the processed bio signal, wherein the application
30 includes sharing the processed bio signal associated with a first user with a second user.

13. The system recited in claim 1, wherein the processor is further configured to:
determine whether the processed bio signal exceeds a threshold value, wherein the
processed bio signal is associated with a first user; and
notify the first user and/or a second user if the processed bio signal exceeds the
5 threshold value, wherein the second user is associated with the first user.
14. The system recited in claim 1, wherein the processor is further configured to:
verify that the processed bio signal is associated with a first user, wherein the first
user is an authorized user of a mobile device.
15. A method for bio signal based mobile device applications, comprising:
10 receiving a processed bio signal; and
performing an application using the bio signal.
16. The method of claim 15, further comprising:
executing a dynamic map application using the processed bio signal.
17. The method of claim 15, further comprising:
15 executing a dynamic music application using the processed bio signal.
18. The method of claim 15, further comprising:
executing an application using the processed bio signal, wherein the application
includes sharing the processed bio signal associated with a first user with a second user.
19. A computer program product for bio signal based mobile device applications, the
20 computer program product being embodied in a tangible computer readable storage medium
and comprising computer instructions for:
receiving a processed bio signal; and
performing an application using the bio signal.
20. The computer program product recited in claim 19, further comprising computer
25 instructions for:
executing an application using the processed bio signal, wherein the application
includes sharing the processed bio signal associated with a first user with a second user.

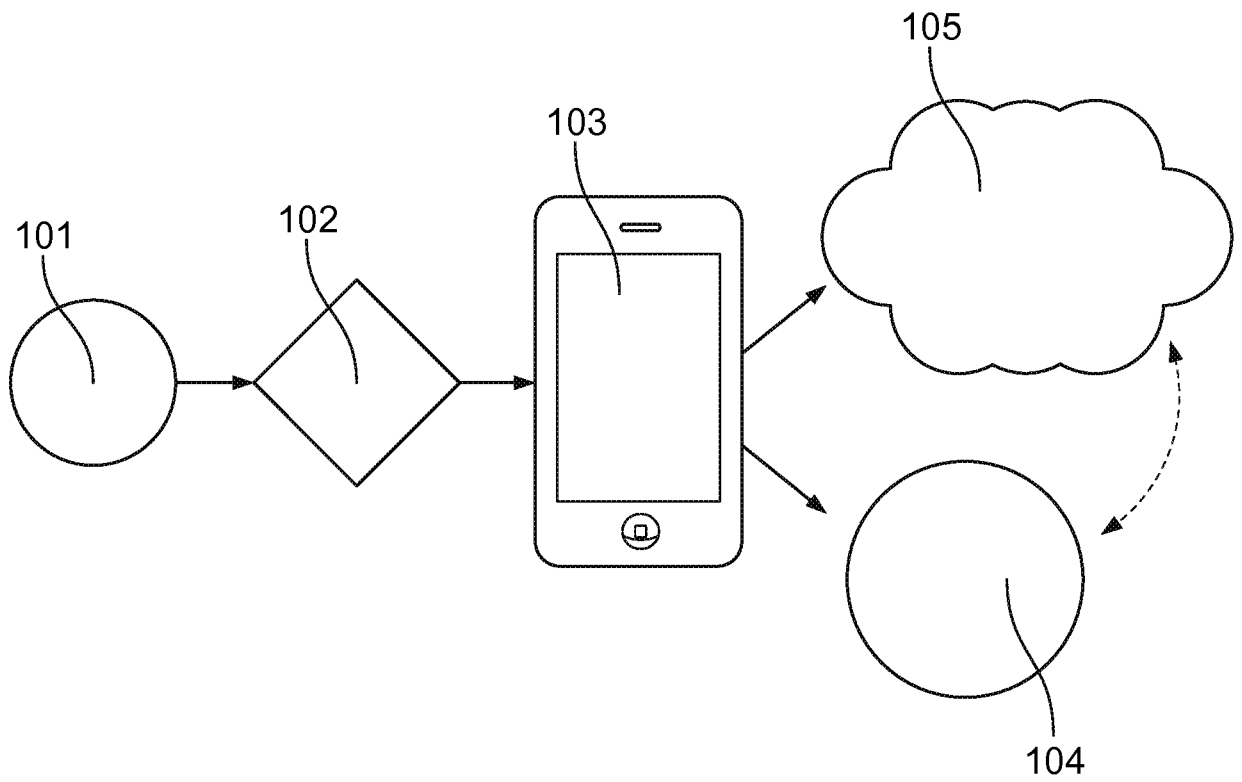


FIG. 1

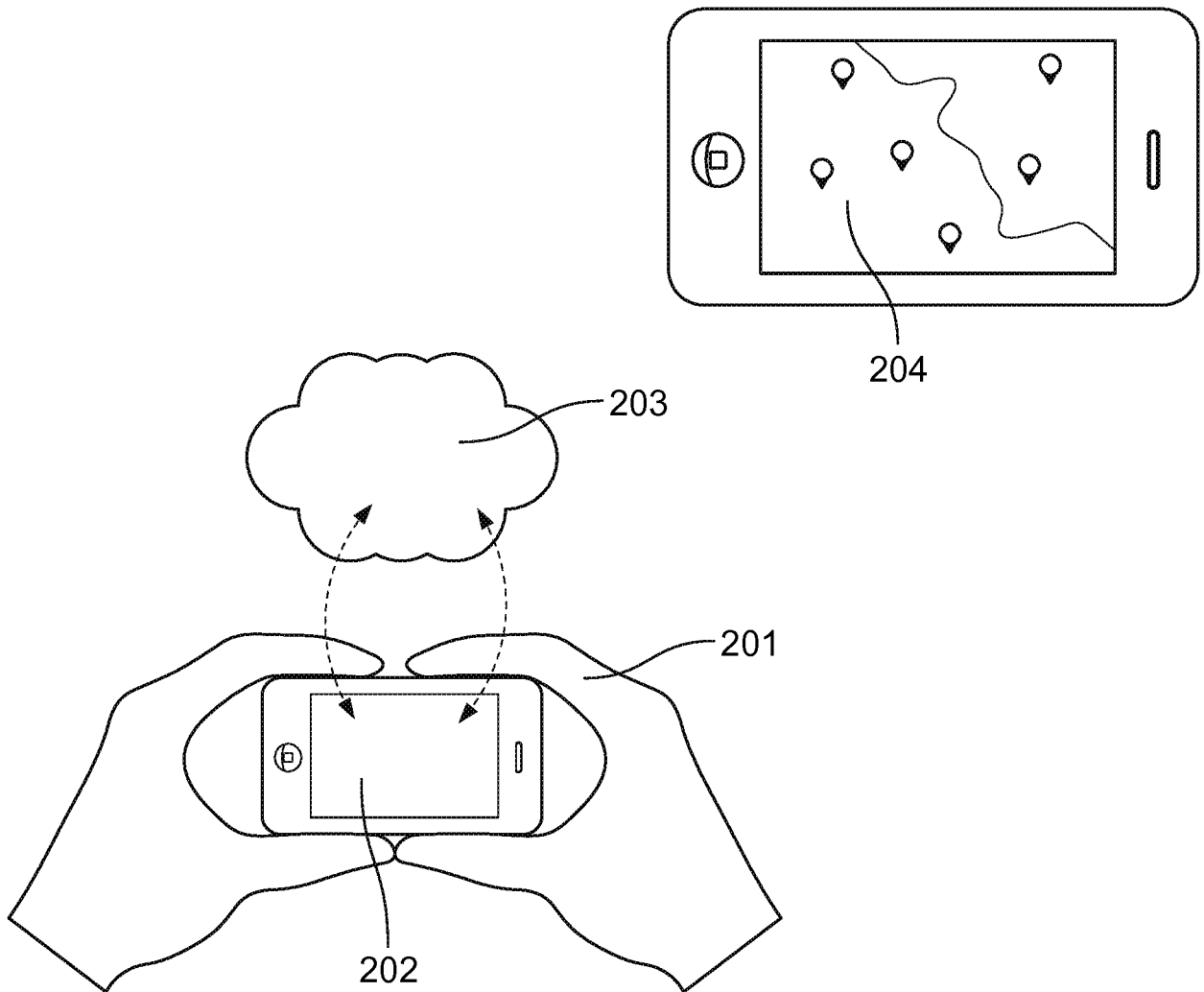


FIG. 2

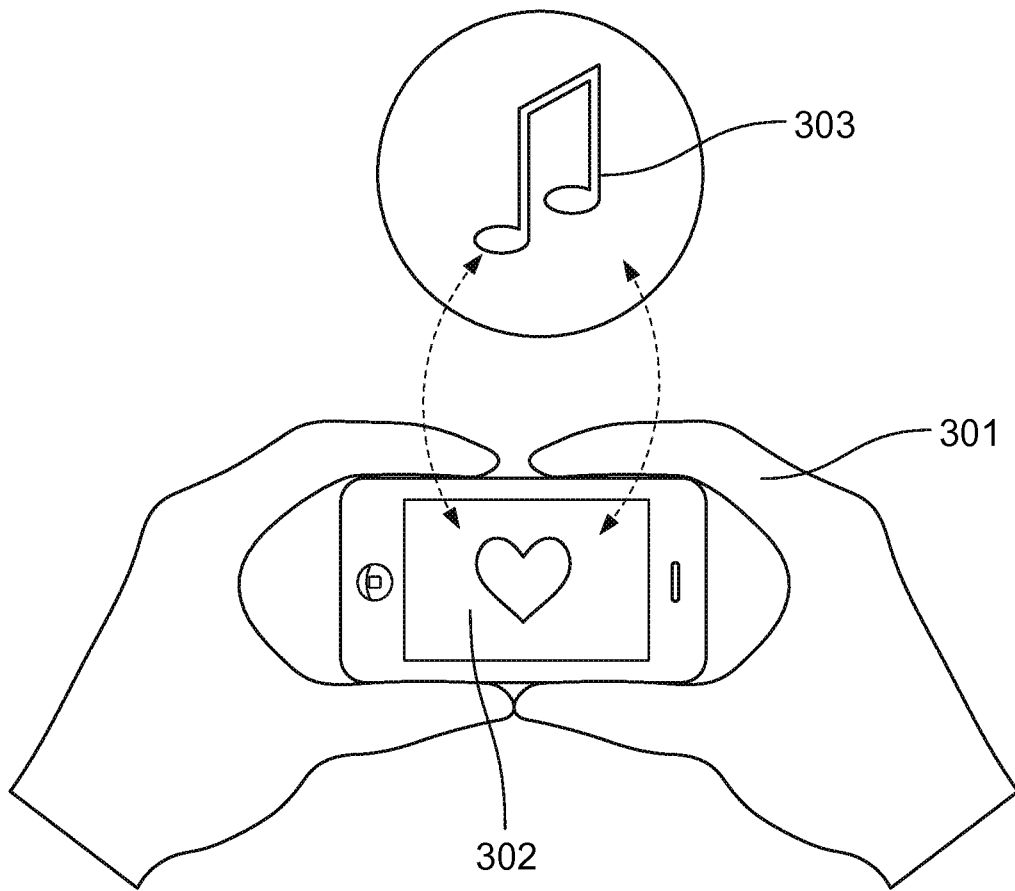


FIG. 3

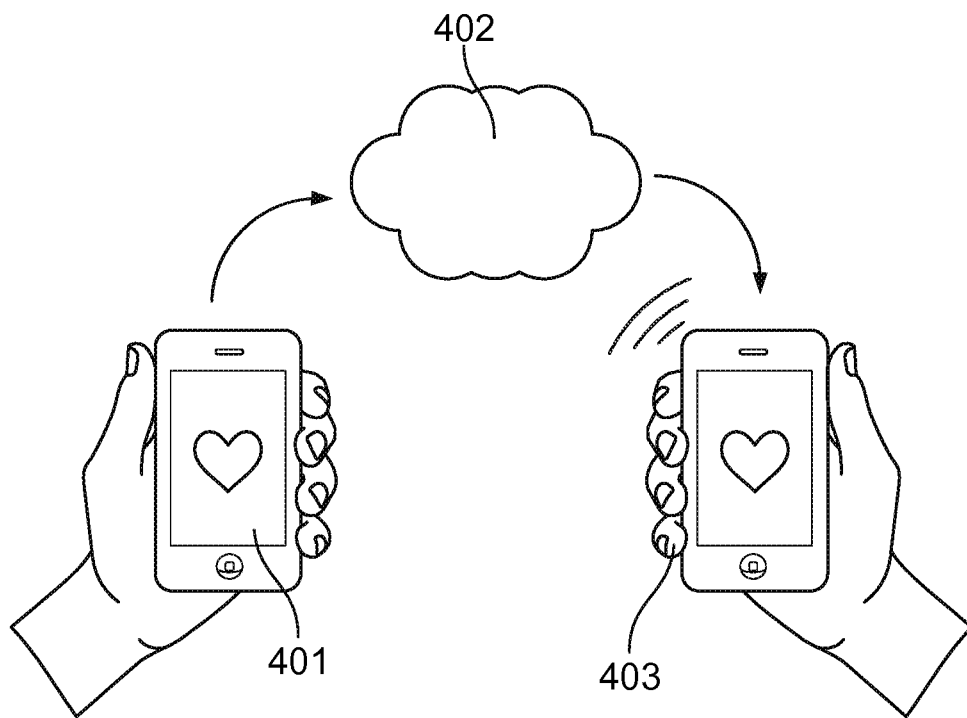


FIG. 4

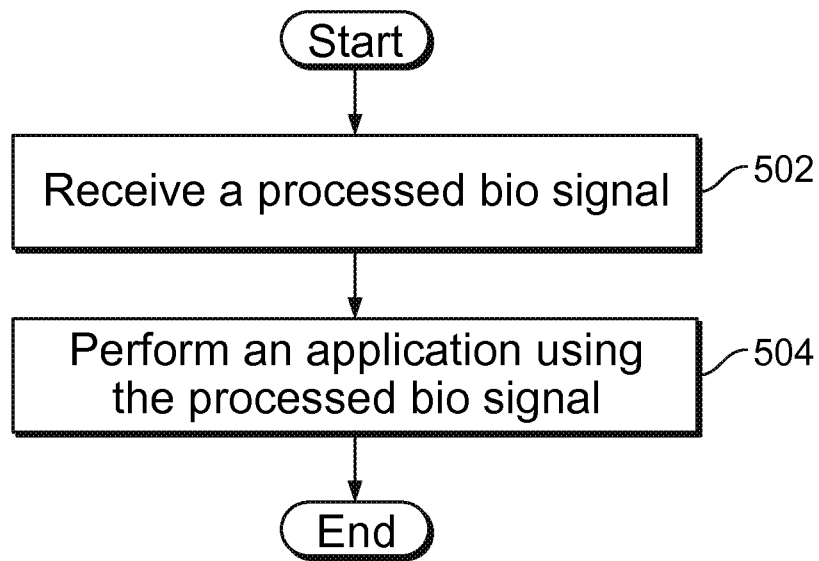


FIG. 5

6/7

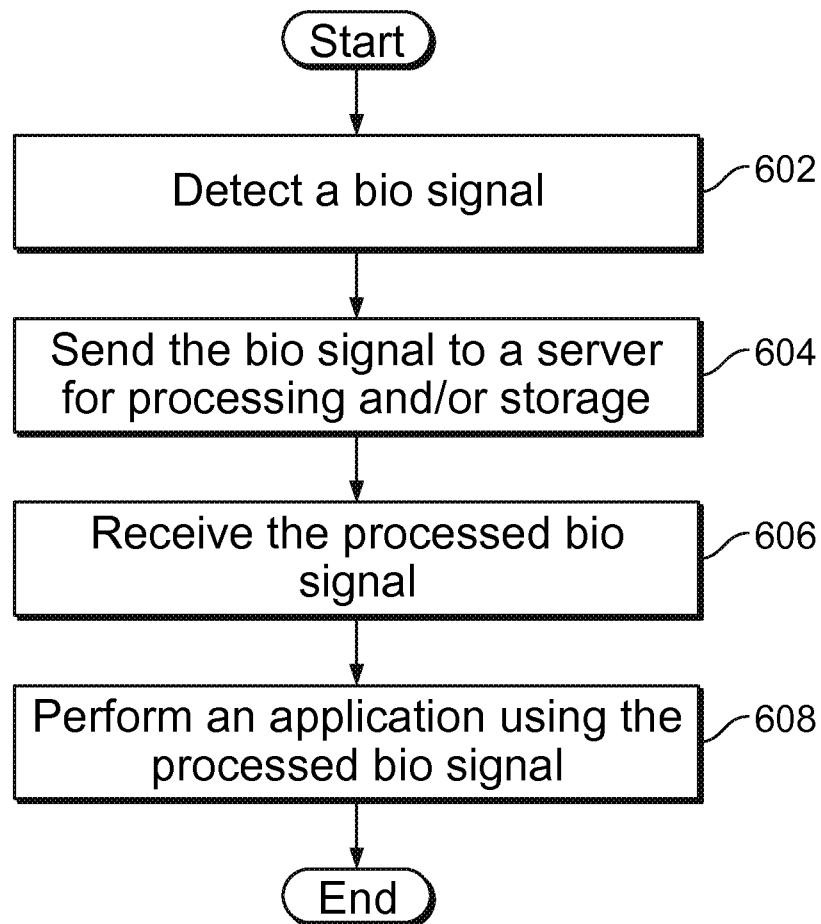


FIG. 6

7/7

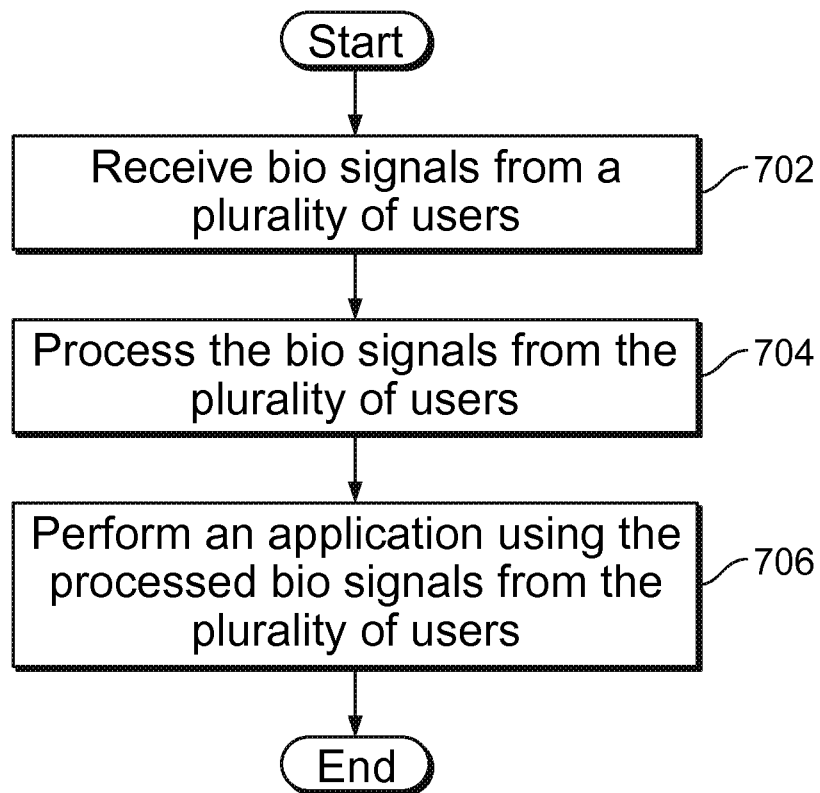


FIG. 7

INTERNATIONAL SEARCH REPORT

International application No.
PCT/US2012/037297

A. CLASSIFICATION OF SUBJECT MATTER

IPC(8) - A61B 5/02 (2012.01)

USPC - 600/544

According to International Patent Classification (IPC) or to both national classification and IPC

B. FIELDS SEARCHED

Minimum documentation searched (classification system followed by classification symbols)
IPC(8) - A61B 5/02, 5/04, 5/0402, 5/0404, 5/0478, 5/0488, 5/0496; G01N 33/48; G06Q 10/00 (2012.01)
USPC - 600/374, 481, 508, 509, 544; 702/19

Documentation searched other than minimum documentation to the extent that such documents are included in the fields searched

Electronic data base consulted during the international search (name of data base and, where practicable, search terms used)
PatBase, Google Patent, Proquest

C. DOCUMENTS CONSIDERED TO BE RELEVANT

Category*	Citation of document, with indication, where appropriate, of the relevant passages	Relevant to claim No.
X	US 2008/0177197 A1 (LEE et al) 24 July 2008 (24.07.2008) entire document	1, 4, 6-8, 15, 19
Y		2, 3, 5, 9-14, 16-18, 20
Y	US 2010/0331649 A1 (CHOU) 30 December 2010 (30.12.2010) entire document	2, 3, 12, 18, 20
Y	US 2010/0081895 A1 (ZAND) 01 April 2010 (01.04.2010) entire document	5
Y	US 2008/0208016 A1 (HUGHES et al) 28 August 2008 (28.08.2008) entire document	9
Y	US 2005/0052348 A1 (YAMAZAKI et al) 10 March 2005 (10.03.2005) entire document	10, 16
Y	US 2005/0124463 A1 (YEO et al) 09 June 2005 (09.06.2005) entire document	11, 17
Y	US 2010/0286533 A1 (LEE et al) 11 November 2010 (11.11.2010) entire document	13, 14

Further documents are listed in the continuation of Box C.

* Special categories of cited documents:

"A" document defining the general state of the art which is not considered to be of particular relevance	"T" later document published after the international filing date or priority date and not in conflict with the application but cited to understand the principle or theory underlying the invention
"E" earlier application or patent but published on or after the international filing date	"X" document of particular relevance; the claimed invention cannot be considered novel or cannot be considered to involve an inventive step when the document is taken alone
"L" document which may throw doubts on priority claim(s) or which is cited to establish the publication date of another citation or other special reason (as specified)	"Y" document of particular relevance; the claimed invention cannot be considered to involve an inventive step when the document is combined with one or more other such documents, such combination being obvious to a person skilled in the art
"O" document referring to an oral disclosure, use, exhibition or other means	"&" document member of the same patent family
"P" document published prior to the international filing date but later than the priority date claimed	

Date of the actual completion of the international search 09 August 2012	Date of mailing of the international search report 24 AUG 2012
---	--

Name and mailing address of the ISA/US Mail Stop PCT, Attn: ISA/US, Commissioner for Patents P.O. Box 1450, Alexandria, Virginia 22313-1450 Facsimile No. 571-273-3201	Authorized officer: Blaine R. Copenheaver PCT Helpdesk: 571-272-4300 PCT OSP: 571-272-7774
---	---

专利名称(译)	基于BIO信号的移动设备应用		
公开(公告)号	EP2709519A1	公开(公告)日	2014-03-26
申请号	EP2012785183	申请日	2012-05-10
[标]申请(专利权)人(译)	纽罗斯凯公司		
申请(专利权)人(译)	NeuroSky公司 , INC.		
当前申请(专利权)人(译)	NeuroSky公司 , INC.		
[标]发明人	ALEXANDER ZAVIER CHUANG CHENG I LIU JOHNNY WESTENDORF DAVID LEE KOOHYOUNG		
发明人	ALEXANDER, ZAVIER CHUANG, CHENG-I LIU, JOHNNY WESTENDORF, DAVID LEE, KOOHYOUNG		
IPC分类号	A61B5/02 A61B5/00 A61B5/117		
CPC分类号	A61B5/0482 A61B5/486 G06F1/1684 G06F19/3418 G16H40/67 H04L63/0861 H04M1/72522 H04M2250/12 G06F3/015		
代理机构(译)	FREEMAN , 杰奎琳CAROL		
优先权	61/486649 2011-05-16 US 13/466852 2012-05-08 US		
其他公开文献	EP2709519A4		
外部链接	Espacenet		

摘要(译)

公开了用于提供基于生物信号的移动设备应用的技术。在一些实施例中，用于基于生物信号的移动设备应用的系统包括生物信号传感器（例如，生物传感器）或多个生物传感器（例如，用于EEG检测的多个生物传感器，或者每个可以检测不同类型的生物信号的多个生物传感器），生物信号处理单元，移动设备和利用生物信号信息用于各种应用（例如，实际应用，娱乐应用，社交网络应用和/或其他应用）的软件应用。