



(11) **EP 1 889 568 A1**

(12) **EUROPEAN PATENT APPLICATION**

(43) Date of publication:
20.02.2008 Bulletin 2008/08

(51) Int Cl.:
A61B 5/00 (2006.01)

(21) Application number: **06017069.3**

(22) Date of filing: **16.08.2006**

(84) Designated Contracting States:
AT BE BG CH CY CZ DE DK EE ES FI FR GB GR HU IE IS IT LI LT LU LV MC NL PL PT RO SE SI SK TR

Designated Extension States:
AL BA HR MK YU

(71) Applicant: **Infopia Co., Ltd.**
Dongan-gu
Anyang-si
Kyonggi do (KR)

(72) Inventors:
• **Bae, Byeong-woo**
Anyang-si
Gyeonggi-do (KR)

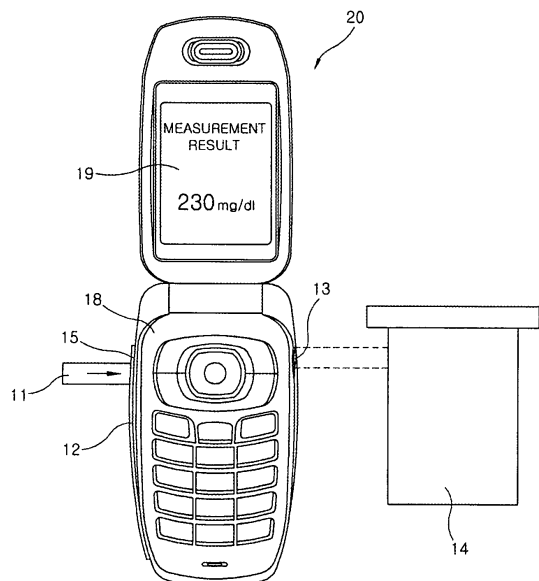
- **Lee, Sung-dong**
Yeongcheon-si
Gyeongsangbuk-do (KR)
- **Suk, Hong-seong**
Anyang-si
Gyeonggi-do (KR)
- **Yoo, Jina**
Anyang-si
Gyeonggi-do (KR)
- **Lee, Ki-won**
Pocheon-si
Gyeonggi-do (KR)

(74) Representative: **Grünecker, Kinkeldey, Stockmair & Schwanhäusser**
Anwaltssozietät
Maximilianstrasse 58
80538 München (DE)

(54) **Mobile communication terminal equipped with temperature compensation function for use in bioinformation measurement**

(57) Disclosed is a mobile communication terminal (20) equipped with temperature compensation function for use in bio-information measurement, including a bio-sensor insertion (15) in which a biosensor (11) directly detecting bio-information of a subject is inserted, a temperature measurement unit (13) measuring temperatures, and a controller analyzing the bio-information inputted from the biosensor based on stored analysis data and correcting the bio-information using the temperature measured by the temperature measurement unit, in which the temperature measurement unit measures temperature of a target object without contacting the target object directly.

FIG.2



EP 1 889 568 A1

Description

BACKGROUND OF THE INVENTION

1. Field of the Invention

[0001] The present invention relates to a mobile communication terminal equipped with temperature compensation function for use in bio-information measurement.

2. Description of Related Art

[0002] A biosensor is device for the detection of an analyte that combines a biological component with a physicochemical detector component.

[0003] The biosensor is a biochemical sensor that selectively detects and measures chemical substances contained in samples and, in particular, detects organic compounds, such as specific constituents of enzymes or antibodies or microbes, which are sensitive to specific matters. The biochemical sensor is utilized to detect and measure organic compounds that are difficult to detect by means of non-biochemical sensors that have been used until now.

[0004] A first sensing mechanism of the biosensor is as follows.

[0005] The biosensor detects organisms, such as specific constituents of enzymes or antibodies or microbes, by means of a sensing element and converts the amount (or concentration) of chemical substances detected by the sensing element into voltage or current values by means of transducers and electrodes.

[0006] In addition, the biosensor may be classified into an enzyme sensor, a microbial sensor, and an immunity sensor. The enzyme sensor and microbial sensor are currently put to use. The most widespread example of a commercial biosensor is the enzyme sensor, which uses singularities of enzyme proteins acting only on specific substrate molecules or responses.

[0007] Examples of the enzyme sensor developed or currently utilized include a glucose sensor for detecting blood glucose for patients suffering from diabetes, a urea sensor used as a blood urea concentration sensor for hemodialysis control of a bioartificial kidney, and a uric acid sensor used as a blood uric acid concentration sensor for patients suffering from gout. In addition, there has been developed a multifunctional enzyme sensor detecting the concentrations of two or more chemical substances at the same time. An example of the multifunctional enzyme sensor is a freshness sensor that determines the freshness of fish or meat by measuring the concentrations of three or more chemical substances at the same time.

[0008] The microbial sensor is used in process management of fermentation industries such as alcohol fermentation and glutamic acid fermentation, or in measurement of BOD (Biochemical Oxygen Demand) that is an index of water pollution. In addition, even though lower

in sensitivity than the microbial sensor, a biosensor using a large organism such as fish has been studied.

[0009] The immunity sensor using antibodies as a sensing element is used in disease diagnosis. For instance, recently there has been developed an immunity sensor equipped with an antibody corresponding to a marker peculiar to cancer as a sensing element. The immunity sensor may be used in early detection of AIDS (Acquired Immune Deficiency Syndrome).

[0010] Recently there has been developed a small-sized semiconductor biosensor equipped with a thin-film shaped enzyme on a small semiconductor chip. If the semiconductor biosensor is put to practical use, it can be inserted to organisms to directly measure the constituent parts of blood and other components, and the simultaneous measurement of a plurality of chemical substances can be carried out more easily and quickly.

[0011] A sensing mechanism of the biosensor is as follows.

[0012] The biosensor irradiates a predetermined range of wavelength on a target object by spectroscopic method, analyzes a reflected wavelength, and compares it with a predetermined data table. Different ranges of wavelengths are used depending on the types of target object.

[0013] When organism information is measured with the biosensor, blood glucose levels, cholesterol levels, and hepatic metabolite levels are greatly affected by temperatures. Accordingly, the temperature needs to be compensated for accurate measurements.

[0014] Blood glucose measurement based on the above-mentioned first mechanism has the following features.

[0015] Since blood glucose levels of patients suffering from glucosuria keep changing due to excessive exercise, food and drink, and complications, they need to keep monitoring the blood glucose levels. There are various kinds of blood glucose monitors, such as medical devices for monitoring blood glucose levels, and mobile phones equipped with blood glucose monitors.

[0016] FIG. 1 is a mobile communication terminal equipped with a conventional blood glucose monitor.

[0017] A biosensor 1 applied with enzyme responding to blood glucose is inserted into a biosensor insertion 5 of a battery pack 2 in a mobile communication terminal 10 equipped with a blood glucose monitor. The mobile communication terminal 10 measures blood glucose levels by means of a main body 8 and displays the levels on a display unit 9.

[0018] Korean Patent Application Publication No. 2003-96652 discloses a mobile communication terminal equipped with a conventional blood glucose monitor. According to the publication, after inserting a strip sensor applied with enzyme reacting with glucose into a mobile communication terminal, blood is injected into the strip sensor. Alternatively, after injecting blood into the strip sensor applied with the enzyme reacting with glucose, the strip sensor is inserted into the mobile communication

terminal. The glucose and enzyme react with each other on the strip sensor, creating electrons. The electrons are detected by a current sensor. The current sensor detects current flowing through two terminals, and converts the current into digital signals so as to be appropriate for an input terminal of a mobile station modem (MSM). When the digital signals are input to the MSM, the digital signals are processed based on data (relationship of current/voltage based on reagent codes) stored in a memory unit, and are displayed as blood glucose levels on a liquid crystal display (LCD) device.

[0019] However, since the reaction between the glucose and the enzyme in the mobile communication terminal is sensitive to temperatures, there are the following problems:

First, it is not possible to measure blood glucose levels since the mobile communication terminal cannot keep its temperature constant due to heat generated from the mobile communication terminal itself.

Secondly, it is not possible to measure blood glucose levels since the reaction temperature between the glucose and enzyme cannot be detected.

SUMMARY OF THE INVENTION

[0020] The present invention provides a mobile communication terminal equipped with temperature compensation function for use in bio-information measurement, which measures reaction temperature between glucose and enzyme reacting with the glucose and corrects blood glucose levels measured on the mobile communication terminal based on the reaction temperature, and accurately measures bio-information, such as blood glucose levels, that is affected by temperatures.

[0021] According to an aspect of the present invention, there is provided a mobile communication terminal equipped with temperature compensation function for use in bio-information measurement, including a biosensor insertion in which a biosensor directly detecting bio-information of a subject is inserted, a temperature measurement unit measuring temperatures, and a controller analyzing the bio-information inputted from the biosensor based on stored analysis data and correcting the bio-information using the temperature measured by the temperature measurement unit, in which the temperature measurement unit measures temperature of a target object without contacting the target object directly.

[0022] The mobile communication terminal equipped with temperature compensation function for use in bio-information measurement according to the present invention uses a non-contact temperature sensor to measure the temperature of biosensor housing, and corrects bio-information, such as blood glucose levels, cholesterol levels, and hepatic metabolite levels, that is affected by temperatures.

[0023] The biosensor may be applied with enzymes

reacting with glucose, cholesterol, hepatic metabolite and the like.

[0024] The enzyme reacting with glucose may be glucose oxidase and glucose dehydrogenase.

5 **[0025]** The temperature measurement unit may be a non-contact temperature sensor.

[0026] The non-contact temperature sensor may be an infrared temperature sensor.

10 **[0027]** The mobile communication terminal equipped with temperature compensation function for use in bio-information measurement can be used to correct cholesterol levels when a cholesterol measurement biosensor is used instead of the glucose measurement biosensor.

15 **[0028]** The mobile communication terminal equipped with temperature compensation function for use in bio-information measurement can be used to correct hepatic metabolite levels when a hepatic metabolite measurement biosensor is used instead of the glucose measurement biosensor.

20 **[0029]** A method of measuring bio-information using the mobile communication terminal equipped with temperature compensation function for use in bio-information measurement according to the present invention includes measuring the temperature of biosensor housing with a non-contact temperature sensor incorporated in the mobile communication terminal, and using the temperature as an enzyme reaction temperature to correct values in a data table based on the enzyme reaction temperature.

25 **[0030]** A method of measuring blood glucose using the mobile communication terminal equipped with temperature compensation function for use in bio-information measurement according to the present invention may further include returning to operation of determining whether or not a bio-information measurement mode (blood glucose measurement mode) is selected after general functions of the mobile communication terminal are carried out.

[0031] The amount of blood may be 1 to 10 $\mu\ell$.

30 **[0032]** A method of correcting cholesterol levels may be the same as that of correcting the blood glucose levels except that a cholesterol sensor is used instead of the glucose sensor.

35 **[0033]** A method of correcting hepatic metabolite levels may be the same as that of correcting the blood glucose levels except that a hepatic metabolite sensor is used instead of the glucose sensor.

BRIEF DESCRIPTION OF THE DRAWINGS

40 **[0034]** The above and other features and advantages of the present invention will become more apparent by describing in detail exemplary embodiments thereof with reference to the attached drawings in which:

45 **[0034]** FIG. 1 is a mobile communication terminal equipped with a conventional blood glucose monitor; FIG. 2 is a mobile communication terminal equipped

with temperature compensation function for use in bio-information measurement according to an embodiment of the present invention;

FIG. 3 is a block diagram of a mobile communication terminal equipped with temperature compensation function for use in bio-information measurement according to an embodiment of the present invention; and

FIG. 4 is a flow chart of a mobile communication terminal equipped with temperature compensation function for use in bio-information measurement according to an embodiment of the present invention.

DETAILED DESCRIPTION OF THE INVENTION

[0035] Exemplary embodiments in accordance with the present invention will now be described in detail with reference to the accompanying drawings.

[0036] FIG. 2 is a mobile communication terminal equipped with temperature compensation function for use in bio-information measurement according to an embodiment of the present invention.

[0037] A mobile communication terminal 20 equipped with a monitor for measuring blood glucose levels, cholesterol levels, and hepatic metabolite levels measures temperature of a biosensor housing 14 with a non-contact temperature sensor 13. The non-contact temperature sensor 13 is preferably an infrared sensor.

[0038] A biosensor 11 is inserted into a biosensor insertion 15 in a battery pack 12. A main body 18 of the mobile communication terminal 20 corrects its temperature to the temperature of the biosensor housing 14, measures the blood glucose levels, cholesterol levels, and hepatic metabolite levels, and displays measurement results on a display unit 19.

[0039] FIG. 3 is a block diagram of a mobile communication terminal equipped with temperature compensation function for use in bio-information measurement according to an embodiment of the present invention.

[0040] A power source 210 supplies power to a bio-information measurement unit using the temperature-compensated mobile communication terminal. The power source 210 mainly uses a battery.

[0041] A temperature measurement unit 220 is a non-contact one, and measures the temperature of a strip sensor housing.

[0042] A strip sensor having a bio-information detector is inserted into the mobile communication terminal through a strip sensor insertion 230.

[0043] A current measurement unit 240 receives the power, has two terminals, and detects variations in current based on the concentration of target materials between the two terminals.

[0044] A signal converter (ADC) 250 converts the detected current to digital signals.

[0045] The bio-information may be detected by a spectroscopic method instead of the electrochemical method. The spectroscopic method includes irradiating a prede-

termined range of wavelength on a target object, analyzing a reflected wavelength, comparing it with a predetermined data table, and determining the target object. The predetermined range of wavelength varies depending on the types of target object.

[0046] A microprocessor 260 receives the digital signal, and outputs a control signal to receive the data table and obtain concentration data of the target materials from the digital signal.

[0047] A memory unit 270 stores data table concerning reagent codes and relationship between current/voltage based on temperatures, and outputs the data table to the microprocessor 260 according to the control signal from the microprocessor 260.

[0048] A display unit 280 of the mobile communication terminal receives the concentration data from the microprocessor 260 and displays the concentration data.

[0049] FIG. 4 is a flow chart of a mobile communication terminal equipped with temperature compensation function for use in bio-information measurement according to an embodiment of the present invention.

[0050] After operating the mobile communication terminal (S310), it is determined whether or not the mobile communication terminal is in a blood glucose measurement mode (S320). If it is not in the blood glucose measurement mode, the mobile communication terminal carries out general functions (S400).

[0051] The temperature of the strip sensor housing is measured with the non-contact temperature sensor (S330).

[0052] The strip sensor is inserted into the strip sensor insertion of the mobile communication terminal (S340).

[0053] Blood is collected and injected to the strip sensor (S350).

[0054] Current is detected between the two terminals by electrons created by reaction between glucose (blood glucose) and glucose oxidase (S360).

[0055] The detected current is converted to a digital signal (S370).

[0056] Concentration data indicating blood glucose levels is acquired from the digital signal and the data table compensated to the temperature of the strip sensor housing (S380).

[0057] The concentration data is displayed on the display unit (S390).

[0058] After that, it returns to the operation S320 in which it is determined whether or not the mobile communication terminal is in the blood glucose measurement mode.

[0059] When the blood glucose measurement mode is not selected, the mobile communication terminal carries out the general functions (S400), and returns to the operation S320.

[0060] A method of measuring and correcting cholesterol levels and hepatic metabolite levels is the same as the method of measuring and correcting the blood glucose levels except that a cholesterol sensor and a hepatic metabolite sensor are used to measure the cholesterol

levels and hepatic metabolite levels, respectively.

[0061] As apparent from the above description, since the mobile communication terminal equipped with temperature compensation function for use in bio-information measurement measures temperatures with a non-contact temperature sensor and compensates for the temperature for bio-information measurement of the mobile communication terminal, it is possible to accurately measure various types of bio materials that are sensitive to temperature.

[0062] While the present invention has been described with reference to exemplary embodiments thereof, it will be understood by those skilled in the art that various changes in form and details may be made therein without departing from the scope of the present invention as defined by the following claims.

Claims

- 1. A mobile communication terminal equipped with temperature compensation function for use in bio-information measurement, including a biosensor insertion in which a biosensor directly detecting bio-information of a subject is inserted, a temperature measurement unit measuring temperatures, and a controller analyzing the bio-information inputted from the biosensor based on stored analysis data and correcting the bio-information using the temperature measured by the temperature measurement unit, wherein the temperature measurement unit measures temperature of a target object without contacting the target object directly.
- 2. The mobile communication terminal of claim 1, wherein the biosensor includes glucose oxidase or glucose dehydrogenase.
- 3. The mobile communication terminal of claim 1, wherein the temperature measurement unit is a non-contact temperature sensor.
- 4. The mobile communication terminal of claim 3, wherein the non-contact temperature sensor is an infrared temperature sensor.

5

10

15

20

25

30

35

40

45

50

55

FIG. 1

PRIOR ART

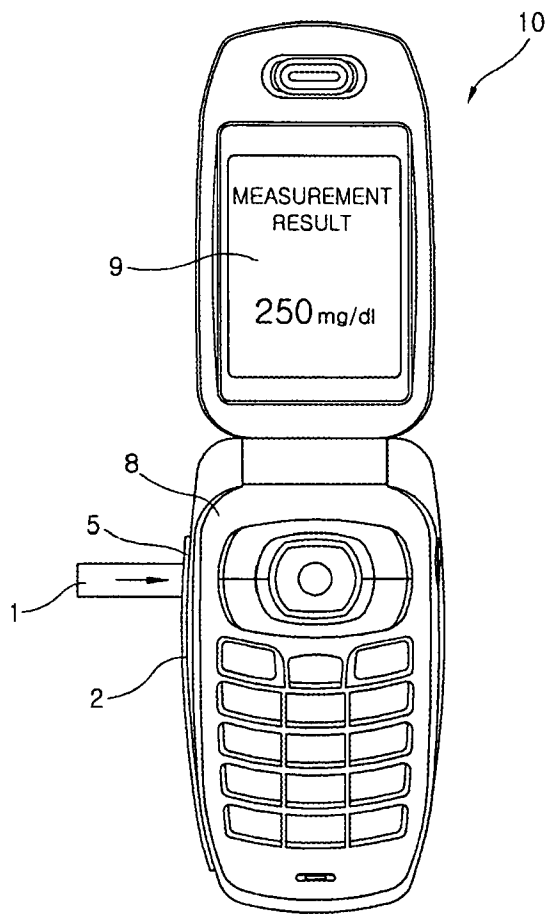


FIG.2

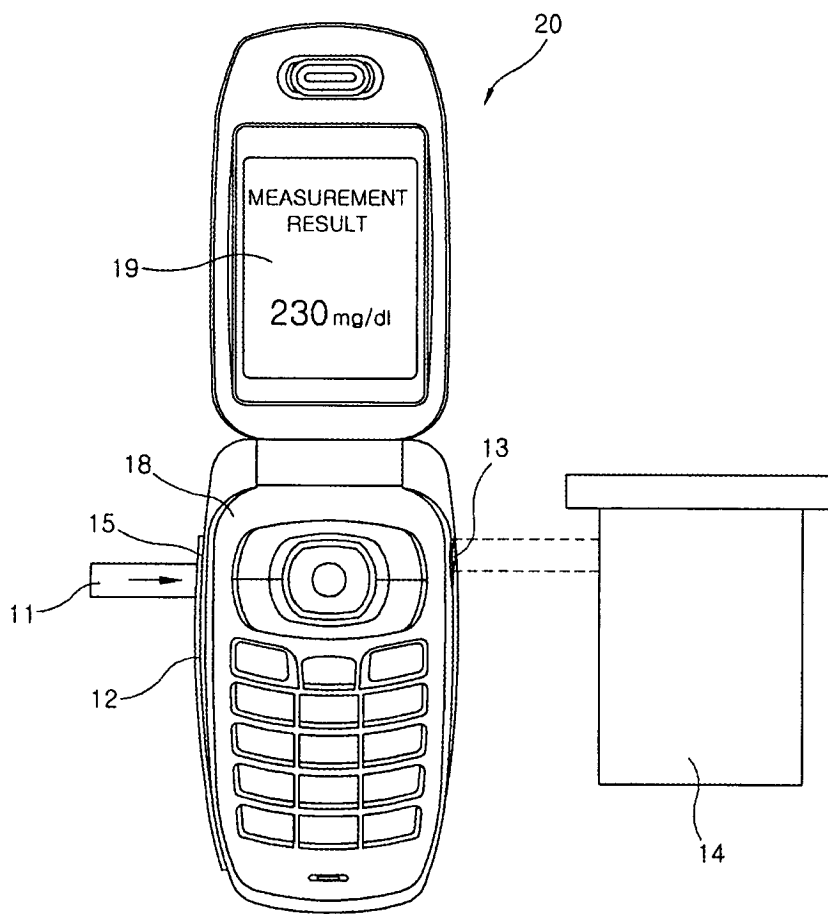


FIG.3

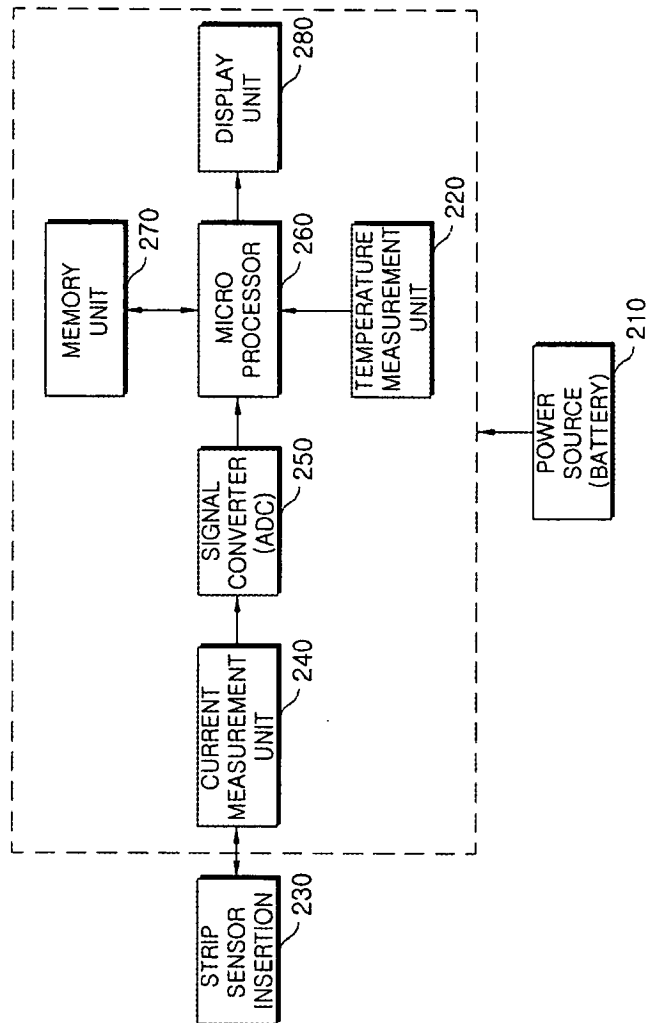
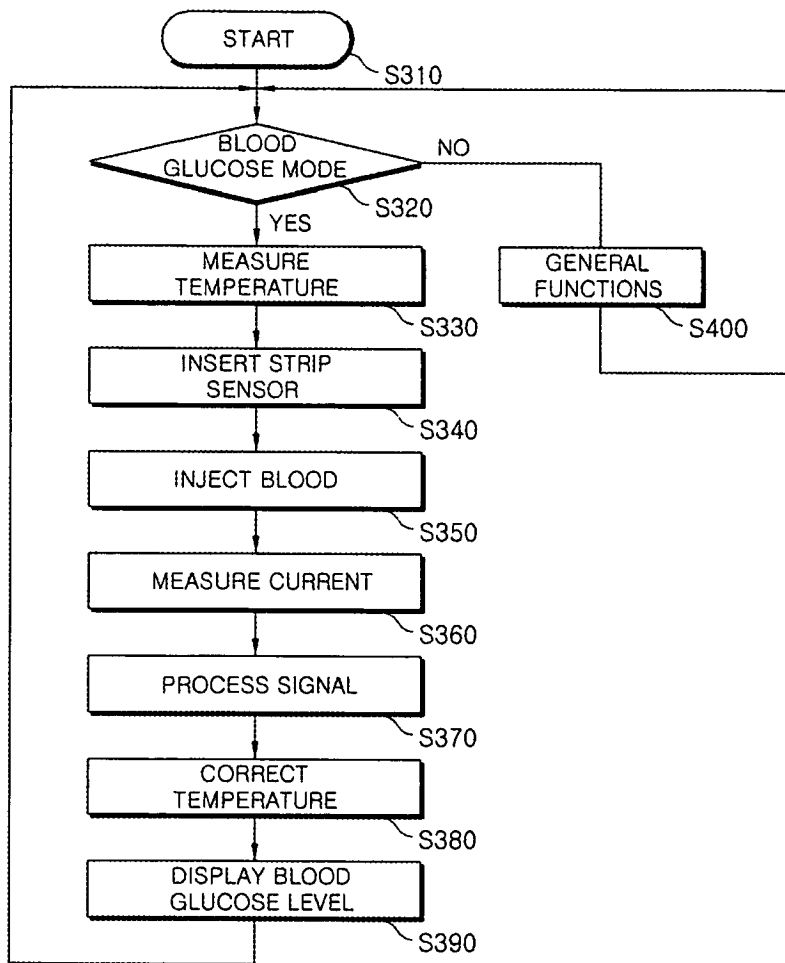


FIG.4





DOCUMENTS CONSIDERED TO BE RELEVANT			
Category	Citation of document with indication, where appropriate, of relevant passages	Relevant to claim	CLASSIFICATION OF THE APPLICATION (IPC)
Y	US 6 880 968 B1 (HAAR HANS-PETER [DE]) 19 April 2005 (2005-04-19) * column 1, line 46 - column 2, line 56 * * column 3, line 34 - column 4, line 18 * -----	1-4	INV. A61B5/00
Y	US 2005/019848 A1 (LEE MIN-HWA [KR] ET AL) 27 January 2005 (2005-01-27) * paragraph [0006] * * paragraph [0020] - paragraph [0028] * -----	1-4	
A	US 5 405 511 A (WHITE BRADLEY E [US] ET AL) 11 April 1995 (1995-04-11) * column 3, line 14 - line 58 * * column 4, line 5 - line 23 * -----	1-3	
A	US 2005/272468 A1 (TSAI TONY [TW] ET AL) 8 December 2005 (2005-12-08) * abstract * -----	1	
The present search report has been drawn up for all claims			TECHNICAL FIELDS SEARCHED (IPC)
			A61B G01N
Place of search		Date of completion of the search	Examiner
Berlin		16 January 2007	Trachterna, Morten
<p>CATEGORY OF CITED DOCUMENTS</p> <p>X : particularly relevant if taken alone Y : particularly relevant if combined with another document of the same category A : technological background O : non-written disclosure P : intermediate document</p> <p>T : theory or principle underlying the invention E : earlier patent document, but published on, or after the filing date D : document cited in the application L : document cited for other reasons & : member of the same patent family, corresponding document</p>			

1
EPO FORM 1503 03.82 (F04C01)

ANNEX TO THE EUROPEAN SEARCH REPORT
ON EUROPEAN PATENT APPLICATION NO.

EP 06 01 7069

This annex lists the patent family members relating to the patent documents cited in the above-mentioned European search report. The members are as contained in the European Patent Office EDP file on
The European Patent Office is in no way liable for these particulars which are merely given for the purpose of information.

16-01-2007

Patent document cited in search report	Publication date	Patent family member(s)	Publication date	
US 6880968	B1	19-04-2005	AT 269542 T	15-07-2004
			CA 2387728 A1	10-05-2001
			WO 0133214 A2	10-05-2001
			DE 10083447 D2	05-12-2002
			DE 19952215 A1	17-05-2001
			EP 1238274 A2	11-09-2002
			JP 3723772 B2	07-12-2005
			JP 2003513277 T	08-04-2003
US 2005019848	A1	27-01-2005	AU 2003230341 A1	11-11-2003
			CN 1662173 A	31-08-2005
			EP 1503659 A1	09-02-2005
			JP 2005525161 T	25-08-2005
			WO 03094713 A1	20-11-2003
			KR 20030088683 A	20-11-2003
US 5405511	A	11-04-1995	AU 6832494 A	03-01-1995
			CA 2153878 A1	22-12-1994
			DE 69433476 D1	12-02-2004
			DE 69433476 T2	14-10-2004
			DE 702787 T1	02-11-2000
			EP 0702787 A1	27-03-1996
			ES 2153333 T1	01-03-2001
			JP 2634699 B2	30-07-1997
			JP 8503304 T	09-04-1996
			WO 9429704 A2	22-12-1994
			US 2005272468	A1

REFERENCES CITED IN THE DESCRIPTION

This list of references cited by the applicant is for the reader's convenience only. It does not form part of the European patent document. Even though great care has been taken in compiling the references, errors or omissions cannot be excluded and the EPO disclaims all liability in this regard.

Patent documents cited in the description

- KR 200396652 [0018]

专利名称(译)	具有温度补偿功能的移动通信终端，用于生物信息测量		
公开(公告)号	EP1889568A1	公开(公告)日	2008-02-20
申请号	EP2006017069	申请日	2006-08-16
申请(专利权)人(译)	INFOPIA CO. , LTD.		
当前申请(专利权)人(译)	INFOPIA CO. , LTD.		
[标]发明人	BAE BYEONG WOO LEE SUNG DONG SUK HONG SEONG YOO JINA LEE KI WON		
发明人	BAE, BYEONG-WOO LEE, SUNG-DONG SUK, HONG-SEONG YOO, JINA LEE, KI-WON		
IPC分类号	A61B5/00		
CPC分类号	A61B5/0002 A61B5/1486 A61B2560/0242 A61B2560/0252 A61B2562/0295 G01N33/48785		
外部链接	Espacenet		

摘要(译)

公开了一种配备有用于生物信息测量的温度补偿功能的移动通信终端 (20)，包括生物传感器插入件 (15)，其中插入了直接检测对象的生物信息的生物传感器 (11)，温度测量单元 (13) 测量温度，控制器基于存储的分析数据分析从生物传感器输入的生物信息，并使用由温度测量单元测量的温度校正生物信息，其中温度测量单元测量温度目标对象不直接接触目标对象。

FIG.2

