



(11) **EP 1 190 669 B1**

(12) **EUROPEAN PATENT SPECIFICATION**

(45) Date of publication and mention of the grant of the patent:
15.04.2009 Bulletin 2009/16

(51) Int Cl.:
A61B 5/00 ^(2006.01) **A61B 5/0482** ^(2006.01)
B43K 29/08 ^(2006.01)

(21) Application number: **01116649.3**

(22) Date of filing: **13.07.2001**

(54) **Brush-writing instruments for health and therapy**

Pinselförmige Schreibinstrumente für die Gesundheit und Therapie

Instruments d'écriture sous forme de pinceau pour la santé et la thérapie

(84) Designated Contracting States:
DE FR GB

(30) Priority: **14.07.2000 US 616801**

(43) Date of publication of application:
27.03.2002 Bulletin 2002/13

(73) Proprietor: **The University of Hong Kong**
Hong Kong (CN)

(72) Inventors:
• **Kao, Shang Ren Henry**
Hong Kong (CN)

• **Goan, Ching Hui**
Hong Kong (CN)

(74) Representative: **Schwabe - Sandmair - Marx**
Patentanwälte
Stuntzstrasse 16
81677 München (DE)

(56) References cited:
DE-U- 29 600 851 **US-A- 4 111 052**
US-A- 4 624 262 **US-A- 4 825 874**
US-A- 4 971 059 **US-A- 5 215 097**
US-A- 5 447 167

EP 1 190 669 B1

Note: Within nine months of the publication of the mention of the grant of the European patent in the European Patent Bulletin, any person may give notice to the European Patent Office of opposition to that patent, in accordance with the Implementing Regulations. Notice of opposition shall not be deemed to have been filed until the opposition fee has been paid. (Art. 99(1) European Patent Convention).

Description

[0001] The present invention relates to the fields of behavioural medicine, psychosomatic medicine, psychiatry, rehabilitation, special education, and clinical and health psychology. In particular, the present invention relates to a handwriting Instrument for self-regulating bodily activities associated with the handwriting act.

BACKGROUND OF THE INVENTION

[0002] Chinese calligraphy is a traditional Chinese art with a history of several thousand years and is practiced by millions of people in Asia today. Psychological research in the past twenty years has established that this ancient art is capable of achieving, in the course of its execution, emotional stabilization, mental relaxation and physiological slowdown, from the physical perspectives. From the standpoint of the cognitive activities, studies have confirmed its positive impact on heightened attention and concentration, enhanced problem-solving capabilities of spatial abilities, spatial and abstract reasoning as well as quicker response time and improved short-term memory. These original findings by the author have led to the establishment of a brush calligraphic training as an effective technique of intervention of a number of psychosomatic, behavioural and psychological disorders. These include essential hypertension, type II diabetes, emotional conditions in mental patients, as well as attentional and behavioural enhancement in children with attention deficit and hyperactivity (ADHD) and mild mental retardation.

[0003] For the general population, these changes associated with brush-writing have been found to be capable of enhancing their general health condition. Our recent research has also confirmed that the brush-writing effects are not confined to writing Chinese characters. Similar effects are found when the writing act involved English letters and words and other visual forms. These observations help to substantiate the notion that the beneficial functions of brush handwriting (BHW) go beyond linguistic barriers between writing systems but are general and universal. This lays the foundation for developing instruments of brush handwriting, for health improvement, and therapeutic and rehabilitative intervention, that will have global significance and application. The overall findings have confirmed the efficacy of a psychometric system of BHW as a general system of constructive behavior regulation and change. This system specifies the types and styles of Chinese characters or other visual forms, sequencing of the styles and forms, duration of training, size and configurations of the brush, the geometry of characters or spatial forms etc. on the basis of a theoretical framework developed by the author.

[0004] Biofeedback training (BFT) refers to clinical training procedures used to modify physiological responses or patterns of such responses that aim to achieve self-regulation of maladaptive responses and

disordered states. It includes a set of procedures that enable the individual to control certain specified physiological processes by providing an external cue or monitor to indicate the activity of that process. Biofeedback represents the prototypical approach of the discipline of "behavioural medicine." Within behavioral medicine, biofeedback is one clinical technique among many others, which have been introduced as interventions for health disorders. The principles of biofeedback have also been applied in the design of products and instruments used for ordinary practice and training by normal individuals.

[0005] When applied to people without obvious health disorders, biofeedback can enhance self-regulation of bodily processes to improve general health such as the generation of specific patterns of brain waves in the practice of transcendental meditation. This technique offers an effective process of treating illnesses as well as enhancing the health of the people under a system of feedback regulation of bodily states.

[0006] The present invention together with its variations included in this application integrates the two effective systems, the BHW and the BFT, into a powerful biofeedback device for self-regulation of the brush handwriting process for the purpose of health and clinical intervention. A relevant writing instrument is disclosed in US-A-4 111 052.

SUMMARY OF THE INVENTION

[0007] The benefits of the present invention are based on the subject matter as defined in claim 1.

[0008] The present invention integrates the principles of the biofeedback training (BFT) system with those of the Chinese brush handwriting (BHW) system into a powerful biomedical writing instrument for self-regulation of bodily activities associated with the handwriting act. The present invention comprises a conventional Chinese writing brush with a built-in physiological monitoring and sensing device embedded in the shank of the brush. In addition, a sensory feedback display device is included and embedded in the brush to display the changes in the sensory activities of the user in the course of handwriting through specified sensory signals. Alternatively, the monitoring may be conducted through external sensing devices such as a strap or a ring, which is attached to the writing brush, depending upon the type of feedback required of the practitioner.

[0009] The biofeedback display consists of sensory signals, e.g., visual, auditory or thermal, about the current state of the user's bodily conditions, which reflect states of the user's behavioral, mental, and physiological changes during brush writing or drawing. Feedback signals may be based on singular or multiple sensory modalities and will enable the practitioner to effect changes in the signals through conscious control of the brush-writing process.

[0010] The specific functions of the present invention serve four specific behavioral dimensions of the practi-

tioners, i.e., the general health (HQ), emotional stabilization (EQ), cognitive activation (IQ) and muscular control efficiency (MQ). Different biofeedback mechanism will be employed for each of the dimensions identified.

[0011] The HQ Brush is the instrument which will display biofeedback of bodily conditions helpful for the promotion of general health. The HQ brush has two versions of sensory detection and feedback display in the form of an embedded or external sensing device linked to the brush. It has the option of a visual (color), auditory (tone), or thermal (skin temperature) display of feedback information. The biological index to be measured in the course of handwriting can be in one or more of the following three available sources: the heart rate (HR), the blood pressure (BP) or the pulse rate (PR).

[0012] The EQ Brush is the instrument which will display biofeedback of bodily conditions helpful for the enhancement of emotional stability, reduction of anxiety and positive increase of mood conditions. The EQ brush has two versions of sensory detection and feedback display in the form of an embedded or external sensing device linked to the brush. It has the option of a visual (color), auditory (tone) or thermal (skin temperature) display of the feedback information. The biological index to be measured in the course of handwriting can be one of more of the following three available sources: the digital pulse volume (DPV) or skin temperature (ST).

[0013] The IQ Brush is the instrument, which will monitor states of specific and selected patterns of EEG activities of the user during the writing process. The selected brain wave patterns are reflections of higher states of cognitive functioning associated with creativity, memory, attention, and problem solving. This brush will have only external sensing devices linked to the writing brush for monitoring of the states of EEG changes. It has the option of visual (color), auditory (tone) or thermal (skin temperature) display of the feedback information.

[0014] The MQ Brush is the instrument which will display conditions of the user's motoric or muscular control of the writing act as feedback in order to enable the user to conduct proper or corrective manipulative and transport movements for efficient drawing or handwriting tasks. The sources of the biofeedback are derived from the motor activities of the user relative to certain practical conventions or behavioral criteria that are associated with good penmanship. This instrument aids and helps the learning, training as well as corrective or rehabilitative remediation for good penmanship and graphic skills.

[0015] Each type of biofeedback-based brush described above renders the most effective health and therapeutic functions when it is integrated with the principles of Chinese brush handwriting system into a comprehensive Biofeedback Brush-writing Training System (BBTS). Special packages of the training can be designed to target at specified category of health conditions or illnesses in question. In the present application, an exemplary set of ten (10) designs of the invention is put forward to demonstrate the innovative merits of the inventions as well

as its potential for the development of further designs within this general conceptual framework of the biofeedback based handwriting and instrument design for the enhancement of health and therapy.

BRIEF DESCRIPTION OF THE DRAWINGS

[0016] These and other features, aspects, and advantages of the present invention will become much more apparent from the following description, appended claims, and accompanying drawings, in which:

Figure 1 a shows a prior art writing instrument. Figure 1b shows a writing instrument of the present invention with key components including embedded and external bio-sensors, feedback mechanism, feedback display unit and power unit.

Figure 2 is a basic embodiment of the HQ1 (general health) brush of the present invention with embedded bio-sensing electrode.

Figure 3 is a basic embodiment of the HQ2 (general health) brush of the present invention with external bio-sensing electrode.

Figure 4 is a basic embodiment of the EQ1 (emotional health) brush of the present invention with embedded bio-sensing electrodes.

Figure 5 is a basic embodiment of the EQ2 (emotional health) brush of the present invention with external bio-sensing electrode.

Figure 6 is a basic embodiment of the EQ3 (emotional health) brush of the present invention with embedded thermometric sensor and display.

Figure 7 is a basic embodiment of the CQ1 (cognitive health) brush of the present invention with external bio-sensing electrode for brain waves.

DETAILED DESCRIPTION OF THE PREFERRED EMBODIMENTS

[0017] Various writing instruments embodying the principles of the present invention are illustrated in Figures 1b to 11. The writing instrument of the present invention are capable of self-regulating bodily activities associated with the handwriting act. In each embodiment, the same elements are designated with reference numerals having the same last digits and repetitive descriptions are omitted.

[0018] The features of the present invention may be better understood through the following description of an exemplary prior art as shown in Figure 1 a. It shows the typical configuration of a conventional soft tip writing instrument 1 having standard components of a soft writing

tip 2, a writing shaft 4 and a tail-cap 6 of a conventional brush. The physical characteristics of the writing instrument 1, such as stiffness, size, weight, diameter, may vary from one model to another, as is the case with these brushes on the market.

[0019] Figure 1b shows a writing instrument 10 of the present invention in the form of a soft tip brush. The novel components of the present invention comprise a bio-sensing unit 13, a sensory feedback mechanism 15, a feedback display unit 17 and a power supply unit 18. The components 13, 15, 17 and 18 can be embedded in or external to the shaft 14.

[0020] The bio-sensing unit 13 may be a bio-sensor 13a embedded in the shaft 14 or a bio-sensor 13b externally linked through wires to the shaft 14, depending on the brush type. In a preferred embodiment, the bio-sensing units 13 are electrodes. The bio-sensing unit 13 measures one or more of the many available physiological indices from the user during the writing act. The available indices include EEG, EMG, GSR, Heart rate (HR), blood pressure (BP), digital pulse volume (DPV), skin temperature (ST), and pulse rate. The adoption of any of the indices in a given brush depends upon the functions to be served by the particular brush design.

[0021] The biofeedback mechanism 15 transmits the captured physiological indices to the biofeedback display unit 17. The biofeedback display unit 17 displays the biological signal from the user back to the user. The display is conducted through one of the three sensory modalities: the visual, auditory or thermal signals. The visual signals may be displayed in the form of color codes in singular or multiple colors, the auditory signals can be displayed by a tonal code and the thermal signals by skin temperature.

[0022] The power unit 18 in each brush 1 enables the operation of the bio-sensing unit 13 as well as the feedback mechanism 15 and the feedback display mechanism 17. The power unit 18 involves the installation of suitable micro batteries.

THE FIRST BASIC EMBODIMENT

[0023] Figure 2 shows the basic embodiment of the HQ1 Brush (General Health) 20 of the present invention. In addition to the conventional components as shown in Figure 1a, this embodiment comprises three novel, technical components: a bio-sensing unit 23, a biofeedback display unit 27 and a power unit 28. The bio-sensing unit 23 is preferred to be a built-in bio-sensors 23a embedded in the brush shaft 24. The bio-sensing unit 23 may be one of the three bio-sensors for sensing and measuring heart rate, blood pressure and pulse rate, respectively, making altogether three models of the HQ1 Brush. Additional new sensors for the detection of other physiological states or combination of two or more existing bio-sensors 23 can create additional models of the HQ1 Brush.

[0024] The biofeedback display unit 27 for any of the

HQ1 Brush models 20 comprises the option of visual, auditory or thermal signals to be installed singularly or in combination. The visual feedback will use color codes, e.g., yellow, amber, and green, to reflect the extent of the physiological changes in a continuously changing mode. In alternative, the visual feedback can be displayed by the intensity or dimming of colored light indicator or other optional visual display mechanisms. The auditory feedback will employ an audible tone with free-flow up-down configuration, or its variations. The thermal display will take the form of continuous thermal signals varying in temperature from the brush shaft 24 in a continuous changing and up-down mode.

[0025] Moreover, the power unit 28 for the HQ1 Brush 20 comprises the latest technology in microelectronics. The tiniest possible power cells will be adopted for operating the sensing unit 23 and the display mechanisms 27 of the brush 20. Finally, the physical features of the HQ1 Brush 20, such as weight, size, shaft length, and surface texture, will be determined and depend upon the composition of component parts and associated design considerations.

THE SECOND BASIC EMBODIMENT

[0026] Figure 3 shows the HQ2 Brush (general health) 30 of the present invention. The structural details of brush 30 are the same to those of brush 20 except that the sensing I device 33 are externally linked to the brush 30, instead of embedded in the brush shaft 34. This external sensing device 33b allows more flexible application of sensing electrodes to measure bio-indicators, such as HR, BP or pulse rate. In a preferred embodiment, the sensing device 33 can be a finger strap 33b with electrode, or a set of electrodes (not shown) which can be attached to relevant parts of the body for more sophisticated users. The external sensing device 33b may also be integrated with larger or more advanced biological recording system for more varied display of biofeedback for the BHW training.

THE THIRD BASIC EMBODIMENT

[0027] Figure 4 shows an embodiment of the EQ 1 Brush (emotional health) 40 of the present invention. In addition to the conventional components, brush 40 has a sensing unit 43, a feedback display unit 47 and a power unit 48. The sensing unit 43 preferably has built-in electrodes 43a and can measure biological indices reflecting a user's emotion state. In particular, the sensing unit 43 can measure the digital pulse volume (DPV), the skin conductance (GSR) and the skin temperature (ST), respectively, making altogether three separate models of the EQ1 Brush 40. Additional new modes for measuring physiological states or combination of the existing modes will create more models of the brush 40.

[0028] The feedback display unit 47 for the EQ 1 Brush 40 can be in one of the three available modes of pres-

entation, i.e., visual, auditory or thermal display. The visual display is in the form of color coding (yellow, amber, red, flashing light), the auditory display in the form of audible tone, and the thermal display in the form of varying temperature to the touch. The power unit 48 will be the same as that described in the first basic embodiment.

THE FOURTH BASIC EMBODIMENT

[0029] Figure 5 shows the fourth basic embodiment of the present invention, the EQ2 (emotional health) Brush 50, as a variation of the third basic embodiment. The only difference of this version involves the external linkage of the sensing unit 53. The sensing unit 53 is in the form of a finger strap 53b or a set of electrodes (not shown) for detecting sensory signals from the practicing brush-writing individual. In addition to the three modes of bio-sensory measurement discussed above, the external detachment of the sensing electrodes will allow more flexible use of other sensory modalities in addition to the DPV, GSR, and ST, such as skin conductance (SC), heart rate (HR). This external sensing unit 53b will also be available to link to large polygraphic recording equipment for more sophisticated sensing and monitoring requirements on bodily changes during the brush-writing act.

THE FIFTH BASIC EMBODIMENT

[0030] Figure 6 shows a fifth basic embodiment of the present invention, the EQ3 (emotional health) Brush 60. According to this embodiment, the sensing unit 63 is a thermometric detector 63a. In a preferred embodiment, the thermometric detector 63a is embedded in the brush shaft 64 for recording the changes of skin temperature of the practitioner during brush-writing.

[0031] The display unit 67 of brush 60 displays the user's body temperature in the form of an analog or digital signals as two separate models. The display unit 67 is preferred to be embedded in the brush shaft 64. In a preferred embodiment, the thermometric detector 63 and the display unit 67 are combined to carry out the sensing and displaying functions, similar to a thermometer. Accordingly, the brush 60 is capable of using any readily available thermometric devices, instead of color codes for visual display as in the EQ1 and EQ2 brushes 40 and 50.

THE SIXTH BASIC EMBODIMENT

[0032] Figure 7 shows the six basic embodiment of the present invention, the CQ (cognitive health) Brush 70. This brush 70 measures mainly the EEG activities of the brain in order to reflect the various states of cognition associated with the act of brush-writing. Since different sites of the cortex are responsible for different dimensions of behavior, the selected sites will be linked externally as well as singularly to the brush 70. Thereby, the

EEG signals from a given site will become the feedback data relayed back to the user for BHW training purposes. Common sites in connection with human cognitive activities include P3, P4, C3, C4, T3, T4, where different patterns of the brain waves will reflect different cognitive functions. Beta waves are found to relate to the active alertness and arousal, while alpha waves reflect a state of the mind with the most creative cognitive outcomes take place.

[0033] The sensing unit 73 can be single wave electrode 73b that is externally linked to the brush shaft 74. Single wave electrode measurement is available so that specific functions served by the wave pattern become the source for feedback information. The single wave electrode forms the external basis of a given model of the brush 70. There can be as many models of the brush 70 as there is the variety of wave patterns associated with the cognitive functions. This system may be attached to a multi-channel polygraph recorder for more advanced feedback training with this special CQ brush.

[0034] The display unit 77 may use color-coding (yellow, amber, red, or flashing light), auditory signal of an up-down tone, or thermal signals as discussed above.

Claims

1. A writing instrument (10, 20, 30, 40, 50, 60, 70, 80, 90, 100, 110) for self-regulating bodily activities of a user during the writing act, comprising:

a power unit (18)) wherein the power unit (18) enables the operation of the sensing device (13, 23, 33, 43, 53, 63, 73, 93) which is a bio-sensing device, the display system (17, 27, 47, 67, 77, 87, 107) is a biofeedback display device, and at least one of the power unit (18, 28, 48), the sensing device and the display device is embedded in the shaft member of the writing instrument.

a soft writing tip (2);

a shaft member (14, 24, 64, 74, 84, 94, 104, 114);

a sensing device (13, 23, 33, 43, 53, 63, 73, 93) attached to the shaft member (14, 24, 64, 74, 84, 94, 104, 114) for detecting and recording a sensory signal from the user during the writing act, wherein the sensory signal is signal selected from the group consisting of heart rate, EEG, respiration, blood pressure, skin conductance, skin temperature, digital pulse volume, and pulse rate;

a display device (17, 27, 47, 67, 77, 87, 107) connected to the sensing device (13, 23, 33, 43, 53, 63, 73, 93) for showing conditions and changes of the user's physiological states during the writing act based on the detected and recorded sensory signal.

2. The writing instrument (10, 20, 30, 40, 50, 60, 70, 80, 90, 100, 110) of claim 1 wherein the display device (17, 27, 47, 67, 77, 87, 107) generates a signal selected from the group consisting of visual, auditory, tactile, and thermal signals. 5
3. The writing instrument (10, 20, 30, 40, 50, 60, 70, 80, 90, 100, 110) of claim 1 further comprising that at least one of the power source and the sensing device is externally linked to the shaft member of the writing instrument. 10
4. The writing instrument of claim 1 consisting of a Chinese writing brush (10, 20, 30, 40, 50, 60, 70, 80) with a soft tip to provide biofeedback training to a user, comprising: 15
 - a brush shaft (14, 24, 64, 74, 84), as the shaft member. 20
5. The writing instrument (10, 20, 30, 40, 50, 60, 70, 80) of claim 1 wherein the sensing device (13, 23, 33, 43, 53, 63, 73) and the display device (17, 27, 47, 67, 77, 87) are embedded in the shaft (14, 24, 64, 74, 84) of the writing instrument, or externally linked to polygraph recording equipment or computer system with a monitor. 25
6. The writing instrument (10, 20, 30, 40, 50, 60, 70, 80) of claim 1 wherein the power unit (18, 28, 48) comprises micro batteries. 30
7. The writing instrument (10, 20, 30, 40, 50, 60, 70, 80) of claim 1 suitable for a writing act in 1D, 2D or 3D space. 35
8. The writing instrument (10, 20, 30, 40, 50, 60, 70, 80) of claim 1 wherein the display device (17, 27, 47, 67, 77, 87) is a visual display device which generates color-coded lights in plural discrete light modes. 40
9. The writing instrument (10, 20, 30, 40, 50, 60, 70, 80) of claim 1 wherein the display device (17, 27, 47, 67, 77, 87) is an auditory display device which generates a continuous tone with plural pitch levels or discrete tones of varying sound levels. 45
10. The writing instrument (10, 20, 30, 40, 50, 60, 70, 80) of claim 1 further comprising a retractable mechanism capable of retracting the tip of the writing instrument into the shaft in the course of drawing or writing. 50

Patentansprüche

1. Schreibinstrument (10, 20, 30, 40, 50, 60, 70, 80, 90, 100, 110) zum Selbstregulieren von Körperakti-

vitäten eines Benutzers während des Schreibakts, das umfasst:

eine Stromversorgungseinheit (18), wobei die Stromversorgungseinheit (18) die Operation einer Detektier Vorrichtung (13, 23, 33, 43, 53, 63, 73, 93) ermöglicht, die eine Biotektier Vorrichtung ist, das Anzeigesystem (17, 27, 47, 67, 77, 87, 107) eine Biofeedback-Anzeigevorrichtung ist und die wenigstens eine Stromversorgungseinheit (18, 28, 48), die Detektier Vorrichtung und die Anzeigevorrichtung in ein Stielelement des Schreibinstruments eingebettet sind, eine weiche Schreibspitze (2); das Stielelement (14, 24, 64, 74, 84, 94, 104, 114); die Detektier Vorrichtung (13, 23, 33, 43, 53, 63, 73, 93), die an dem Stielelement (14, 24, 64, 74, 84, 94, 104, 114) befestigt ist, um ein sensorisches Signal von dem Anwender während des Schreibakts zu detektieren und aufzuzeichnen, wobei das sensorische Signal ein Signal ist, das aus der Gruppe ausgewählt ist, die aus dem Herzschlag, dem EEG, der Atmung, dem Blutdruck, der spezifischen Hautleitfähigkeit, der Hauttemperatur, dem digitalen Pulsvolumen und dem Puls besteht; eine Anzeigevorrichtung (17, 27, 47, 67, 77, 87, 107), die mit der Detektier Vorrichtung (13, 23, 33, 43, 53, 63, 73, 93) verbunden ist, um Bedingungen und Änderungen der physiologischen Zustände des Anwenders während des Schreibakts anhand des detektierten und aufgezeichneten sensorischen Signals anzuzeigen.

2. Schreibinstrument (10, 20, 30, 40, 50, 60, 70, 80, 90, 100, 110) nach Anspruch 1, wobei die Anzeigevorrichtung (17, 27, 47, 67, 77, 87, 107) ein Signal erzeugt, das aus der Gruppe ausgewählt ist, die aus visuellen, hörbaren, taktilen und thermischen Signalen besteht.
3. Schreibinstrument (10, 20, 30, 40, 50, 60, 70, 80, 90, 100, 110) nach Anspruch 1, das ferner umfasst, dass die Leistungsquelle und/oder die Detektier Vorrichtung mit dem Stielelement des Schreibinstruments extern verbunden ist.
4. Schreibinstrument nach Anspruch 1, das aus einem chinesischen Schreibpinsel (10, 20, 30, 40, 50, 60, 70, 80) mit einer weichen Spitze besteht, um für einen Anwender ein Biofeedback-Training zu schaffen, das umfasst:
 - einen Pinselstiel (14, 24, 64, 74, 84) als das Stielelement.
5. Schreibinstrument (10, 20, 30, 40, 50, 60, 70, 80)

- nach Anspruch 1, wobei die Detektier Vorrichtung (13, 23, 33, 43, 53, 63, 73) und die Anzeigevorrichtung (17, 27, 47, 67, 77, 87) in den Stiel (14, 24, 64, 74, 84) des Schreibinstruments eingebettet sind oder mit einer Polygraph-Aufzeichnungs-ausrüstung oder einem Computersystem mit einem Monitor extern verbunden sind. 5
6. Schreibinstrument (10, 20, 30, 40, 50, 60, 70, 80) nach Anspruch 1, wobei die Stromversorgungseinheit (18, 28, 48) Mikrobatterien umfasst. 10
7. Schreibinstrument (10, 20, 30, 40, 50, 60, 70, 80) nach Anspruch 1, das für einen Schreibakt in einem eindimensionalen, einem zweidimensionalen oder einem dreidimensionalen Raum geeignet ist. 15
8. Schreibinstrument (10, 20, 30, 40, 50, 60, 70, 80) nach Anspruch 1, wobei die Anzeigevorrichtung (17, 27, 47, 67, 77, 87) eine visuelle Anzeigevorrichtung ist, die farbcodierte Lichter in mehreren diskreten Leuchtbetriebsarten erzeugt. 20
9. Schreibinstrument (10, 20, 30, 40, 50, 60, 70, 80) nach Anspruch 1, wobei die Anzeigevorrichtung (17, 27, 47, 67, 77, 87) eine hörbare Anzeigevorrichtung ist, die einen Dauerton mit mehreren Tonhöhen oder diskrete Töne mit verschiedenen Schallpegeln erzeugt. 25
10. Schreibinstrument (10, 20, 30, 40, 50, 60, 70, 80) nach Anspruch 1, das ferner einen Rückziehmechanismus umfasst, der im Verlauf des Zeichnens oder Schreibens die Spitze des Schreibinstruments in den Stiel zurückziehen kann. 30
2. Instrument d'écriture (10, 20, 30, 40, 50, 60, 70, 80, 90, 100, 110) selon la revendication 1, dans lequel le dispositif de signalisation (17, 27, 47, 67, 77, 87, 107) génère un signal sélectionné parmi le groupe comprenant des signaux visuels, auditifs, tactiles, et thermiques. 30
3. Instrument d'écriture (10, 20, 30, 40, 50, 60, 70, 80, 90, 100, 110) selon la revendication 1, comprenant de plus le fait qu'au moins l'un parmi la source d'alimentation et le dispositif de détection sont extérieurement reliés à l'élément de tige de l'instrument d'écriture. 35
4. Instrument d'écriture selon la revendication 1, constitué par un pinceau pour écriture chinoise (10, 20, 30, 40, 50, 60, 70, 80) avec une pointe souple pour réaliser un apprentissage par bio-rétroaction pour un utilisateur, comprenant : 35

un manche de pinceau (14, 24, 64, 74, 84) constituant l'élément de tige.

Revendications

1. Instrument d'écriture (10, 20, 30, 40, 50, 60, 70, 80, 90, 100, 110) pour auto-réguler des activités corporelles d'un utilisateur durant l'acte d'écriture, comprenant : 40
- une unité d'alimentation (18), l'unité d'alimentation (18) permettant l'actionnement du dispositif de détection (13, 23, 33, 43, 53, 63, 73, 93), qui est un dispositif de bio-détection, le système de signalisation (17, 27, 47, 67, 77, 87, 107) étant un dispositif de signalisation à bio-rétroaction, et au moins l'un parmi l'unité d'alimentation (18, 28, 48), le dispositif de détection et le dispositif de signalisation étant incorporés dans l'élément de tige de l'instrument d'écriture ; 45
- une pointe d'écriture souple (2) ; 50
- un élément de tige (14, 24, 64, 74, 84, 94, 104, 114) ; 55
- un dispositif de détection (13, 23, 33, 43, 53, 63, 73, 93) fixé à l'élément de tige (14, 24, 64, 74, 84, 94, 104, 114) pour détecter et enregistrer un signal sensoriel venant de l'utilisateur durant l'acte d'écriture, le signal sensoriel étant un signal sélectionné parmi le groupe comprenant le rythme cardiaque, un électroencéphalogramme, la respiration, la pression sanguine, la conductance de la peau, la température de la peau, un volume de pulsation digitale, et une fréquence de pulsation ;
- un dispositif de signalisation (17, 27, 47, 67, 77, 87, 107) connecté au dispositif de détection (13, 23, 33, 43, 53, 63, 73, 93) pour montrer des conditions et des changements des états physiologiques de l'utilisateur durant l'acte d'écriture en fonction du signal sensoriel détecté et enregistré. 5
5. Instrument d'écriture (10, 20, 30, 40, 50, 60, 70, 80) selon la revendication 1, dans lequel le dispositif de détection (13, 23, 33, 43, 53, 63, 73) et le dispositif de signalisation (17, 27, 47, 67, 77, 87) sont incorporés dans la tige (14, 24, 64, 74, 84) de l'instrument d'écriture, ou extérieurement reliés à un équipement d'enregistrement de polygraphe ou à un système informatique avec un écran. 50
6. Instrument d'écriture (10, 20, 30, 40, 50, 60, 70, 80) selon la revendication 1, dans lequel l'unité d'alimentation (18, 28, 48) comprend des micro-piles ou micro-batteries. 55
7. Instrument d'écriture (10, 20, 30, 40, 50, 60, 70, 80) selon la revendication 1, approprié pour un acte d'écriture dans un espace à une dimension, à deux

dimensions ou à trois dimensions.

8. Instrument d'écriture (10, 20, 30, 40, 50, 60, 70, 80) selon la revendication 1, dans lequel le dispositif de signalisation (17, 27, 47, 67, 77, 87) est un dispositif de signalisation visuelle qui génère des lumières de code de couleur dans plusieurs modes de lumière individuels. 5
9. Instrument d'écriture (10, 20, 30, 40, 50, 60, 70, 80) selon la revendication 1, dans lequel le dispositif de signalisation (17, 27, 47, 67, 77, 87) est un dispositif de signalisation auditive qui génère une tonalité continue avec plusieurs niveaux de hauteur tonale ou tonalités individuelles de niveaux sonores variables. 10
15
10. Instrument d'écriture (10, 20, 30, 40, 50, 60, 70, 80) selon la revendication 1, comprenant de plus un mécanisme rétractable susceptible de rétracter la pointe de l'instrument d'écriture dans la tige au cours du dessin ou de l'écriture. 20

25

30

35

40

45

50

55

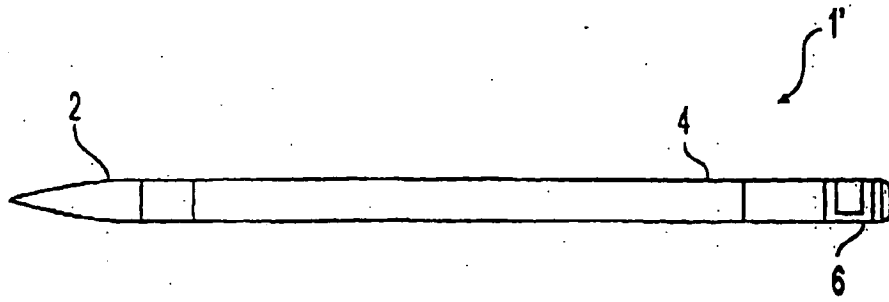


Fig. 1a
(Prior Art)

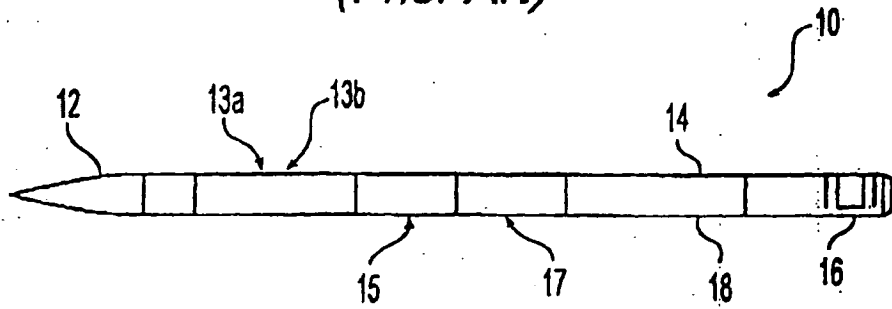


Fig. 1b

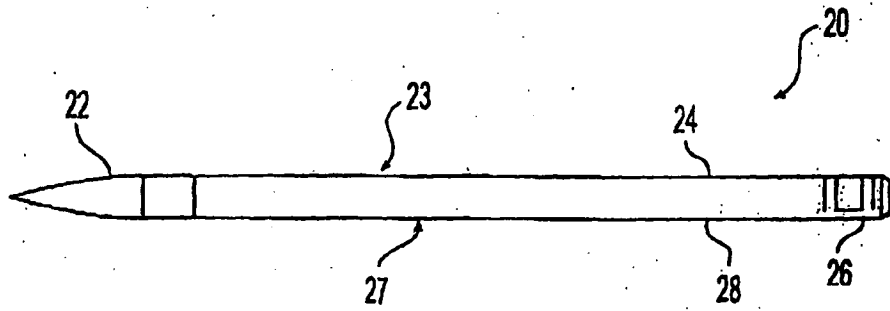


Fig. 2

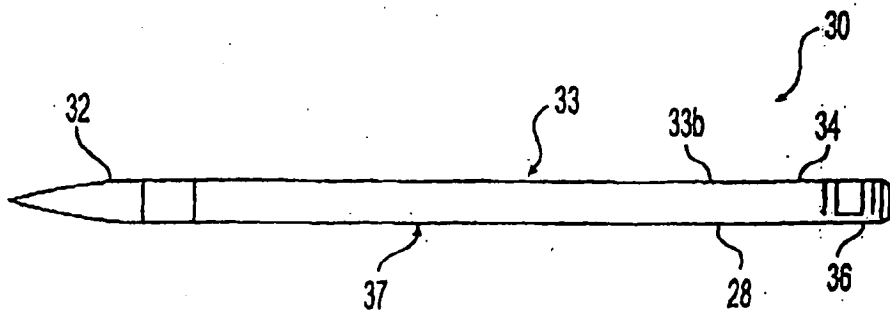


Fig. 3

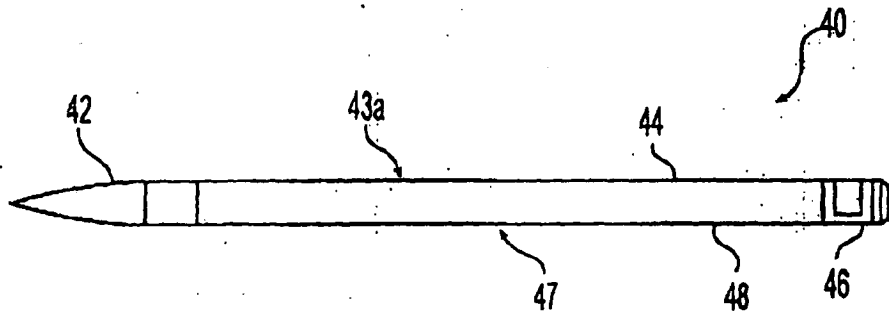


Fig. 4

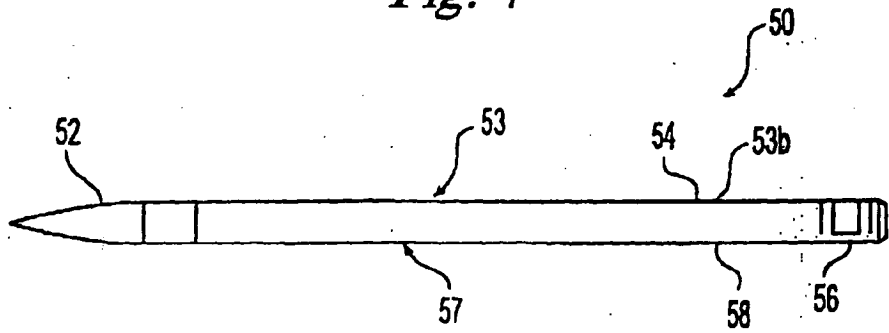


Fig. 5

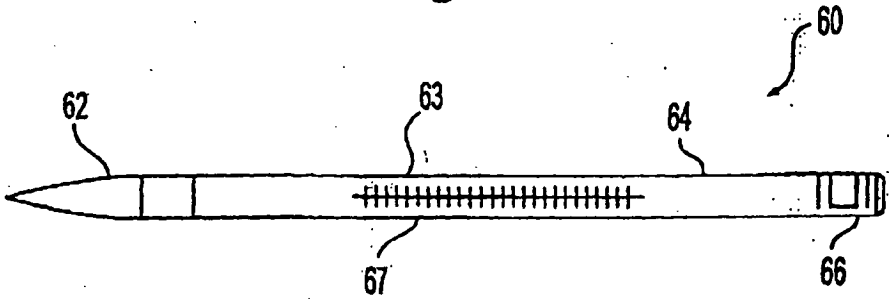


Fig. 6

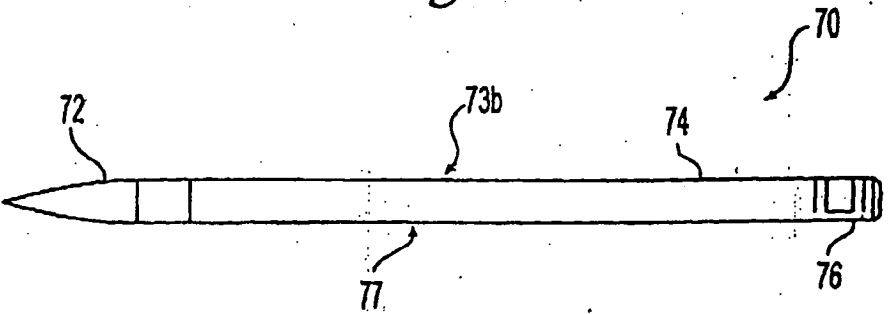


Fig. 7

REFERENCES CITED IN THE DESCRIPTION

This list of references cited by the applicant is for the reader's convenience only. It does not form part of the European patent document. Even though great care has been taken in compiling the references, errors or omissions cannot be excluded and the EPO disclaims all liability in this regard.

Patent documents cited in the description

- US 4111052 A [0006]

专利名称(译)	用于健康和治疗的刷写器具		
公开(公告)号	EP1190669B1	公开(公告)日	2009-04-15
申请号	EP2001116649	申请日	2001-07-13
[标]申请(专利权)人(译)	香港大学		
申请(专利权)人(译)	香港大学		
当前申请(专利权)人(译)	香港大学		
[标]发明人	KAO SHANG REN HENRY GOAN CHING HUI		
发明人	KAO, SHANG REN HENRY GOAN, CHING HUI		
IPC分类号	A61B5/00 A61B5/0482 B43K29/08 A61B5/16		
CPC分类号	A61B5/486 A61B5/0482 A61B5/16 A61B5/4854		
优先权	09/616801 2000-07-14 US		
其他公开文献	EP1190669A2 EP1190669A3		
外部链接	Espacenet		

摘要(译)

本发明涉及一种毛笔或器具，其可用于增强一般健康并在治疗行为，心理，精神和心身疾病中产生治疗效果。书写工具具有嵌入或附接到书写笔或仪器的轴的一个或多个生物检测器。生物检测器记录在写作或绘图期间与用户的感受，感知，情绪，认知和生理状况相关联的用户的生物活动。来自检测器的感觉信号可以提供用户的图形行为的持续信息，从而使用户能够通过影响感觉信号的变化来控制 and 调节整个书写过程中的他或她的身体状况。本发明能够改善使用者的一般健康状况，并为身体或精神障碍的使用者提供治疗。

