



(12) **EUROPEAN PATENT APPLICATION**

(43) Date of publication:
12.03.2014 Bulletin 2014/11

(51) Int Cl.:
A61B 5/11 (2006.01) A61B 5/00 (2006.01)
A63B 24/00 (2006.01)

(21) Application number: **13183562.1**

(22) Date of filing: **09.09.2013**

(84) Designated Contracting States:
AL AT BE BG CH CY CZ DE DK EE ES FI FR GB GR HR HU IE IS IT LI LT LU LV MC MK MT NL NO PL PT RO RS SE SI SK SM TR
 Designated Extension States:
BA ME

(72) Inventors:
 • **Hernandez-Silveira, Miguel**
Abingdon, Oxfordshire OX14 4RZ (GB)
 • **Ang, Su-Shin**
Abingdon, Oxfordshire OX14 4RZ (GB)

(30) Priority: **07.09.2012 GB 201216014**

(74) Representative: **Lind, Robert**
Marks & Clerk LLP
Fletcher House
Heatley Road
The Oxford Science Park
Oxford OX4 4GE (GB)

(71) Applicant: **Toumaz Healthcare Limited**
Abingdon Oxfordshire OX14 4RZ (GB)

(54) **A device and method for estimating energy expenditure during exercise**

(57) The present invention relates to a device and method for estimating energy expenditure during exercise. The device includes a module for estimating whether a person is exceeding their anaerobic threshold and, if they are exceeding their anaerobic threshold calculat-

ing the additional energy expenditure due to the anaerobic metabolism of ATP. The additional energy expenditure can then be added to an estimate of the energy expenditure due to aerobic metabolism and output to the user in order to provide an estimate of the energy expenditure occurring during anaerobic exercise.

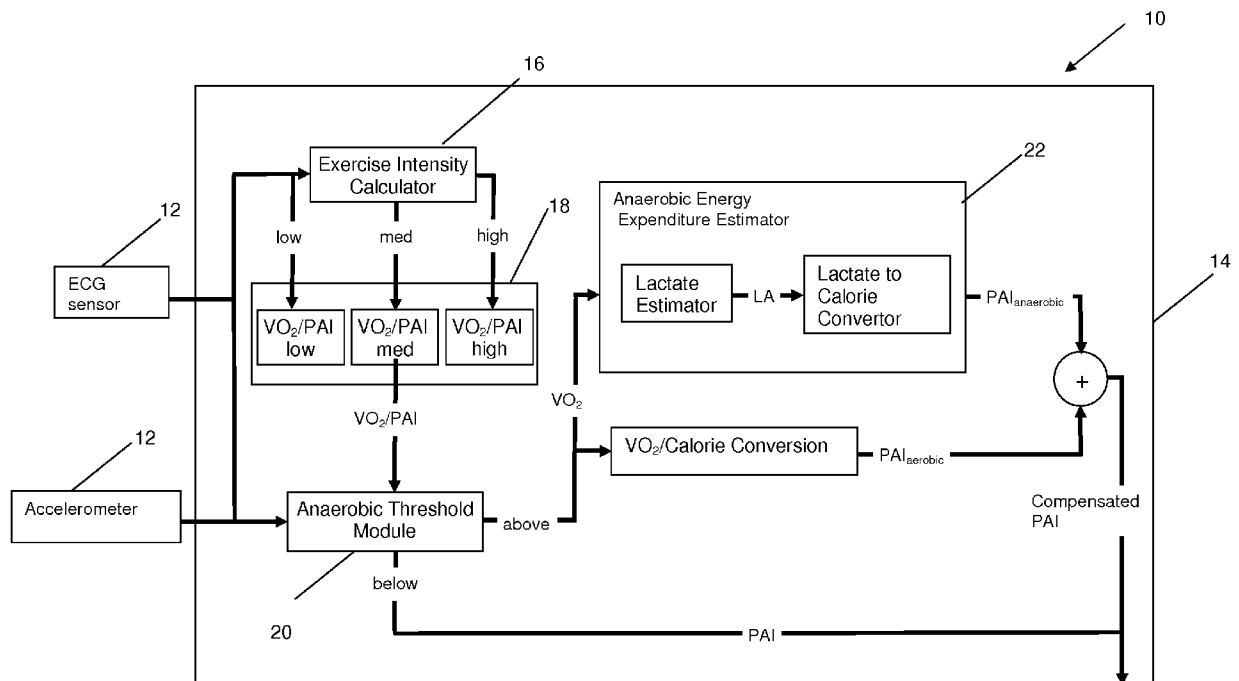


Figure 1

Description

Field of the Invention

[0001] The present invention relates to a device and method for estimating energy expenditure during exercise. It is of particular use in providing a more accurate estimate of energy expenditure when exercising above the anaerobic threshold.

Background of the Invention

[0002] There are three sub-systems in the human body that are responsible for the release of energy: aerobic metabolism, alactic anaerobic metabolism (phosphagen system), and anaerobic lactic metabolism. In all of these systems, energy release is achieved through the breakdown of Adenosine Triphosphate (ATP) into Adenosine Diphosphate (ADP). These systems differ in the type of biochemical reactions that are used in the production of ATP, and the efficiency of ATP production.

[0003] When the physical workload placed on a subject is gradually increased from rest to strenuous activities, ATP stored within the muscles is utilized for the initial release of energy by means of alactic anaerobic metabolism. Small amounts of energy are produced by anaerobic lactic metabolism, with lactic acid (lactate) as the by-product. However, the lactate produced by alactic metabolism is buffered by bicarbonate in the bloodstream, leading to an increased rate of carbon dioxide production, without a reduction in the blood pH. The rate of oxygen uptake increases proportionally with the rate of carbon dioxide production.

[0004] Upon depletion of the ATP stored within the muscles, which occurs after a very short period of time, aerobic metabolism becomes the dominant source of energy release. In aerobic metabolism glucose is efficiently converted into ATP for further energy release.

[0005] When the workload is increased further there is insufficient oxygen in the blood to support aerobic metabolism and, therefore, anaerobic lactic metabolism overtakes aerobic metabolism as the dominant system for producing ATP. Anaerobic lactic metabolism is relatively inefficient at producing ATP molecules from glucose, producing 2 molecules of ATP for every molecule of glucose compared to aerobic metabolism producing 38 molecules of ATP for every molecule of glucose. Additionally, the lactic acid produced by the anaerobic respiration cannot be completely buffered within the blood leading to an increased rate of carbon dioxide release relative to oxygen uptake by the body. The build-up of lactate in the blood eventually leads to fatigue and breathlessness. The point at which lactate begins to build in a person's blood is known as the anaerobic threshold.

[0006] The efficiency of the energy release in the body can therefore be seen to differ depending on whether a subject is carrying out predominantly aerobic metabolism (below the anaerobic threshold) or predominantly anaer-

obic metabolism (above the anaerobic threshold) due to differences in efficiencies between the different energy sub-systems.

[0007] For example, compared to a highly trained athlete, a typically sedentary individual is likely to exceed their anaerobic threshold earlier and at lighter workloads. Consequently, even for the same workload, the energy expenditure by a sedentary individual will be greater than that of a highly trained athlete. This is because energy expenditure beyond the anaerobic threshold is greater than the energy expenditure below the anaerobic threshold due to the additional stress placed on the cardiovascular and respiratory systems for carbon dioxide removal.

[0008] United States Patent 6554776 describes a cardiopulmonary weight-loss system that computes the energy expenditure as a linear function of oxygen uptake and carbon dioxide production, as well as the point at which the anaerobic threshold has been exceeded. This aim of the system is to enhance weight-loss by maximizing fat burning. Fat burning is maximal during aerobic respiration and, thus, the system encourages users to stay beneath the anaerobic threshold and only calculates energy expenditure using an aerobic respiration model.

[0009] United States Patent 7470234 describes a portable device that monitors the vital signs of the subject, including the calorie expenditure, the real-time heart rate, and the anaerobic threshold to allow an individual to track their exercise. Energy expenditure is estimated by means of the intensity of the exercise and is calculated using an aerobic metabolism model. The anaerobic threshold is provided to a user to enable them to train within their anaerobic threshold zone.

[0010] United States Patent 7648463 describes eyewear that makes use of an optical sensor to detect the flow of blood, and correspondingly calculate the heart rate of the subject. The energy expenditure is then determined as a function of the heart rate assuming that the user is using aerobic metabolism.

Summary of the Invention

[0011] According to an aspect of the present invention there is provided a device comprising an input configured to receive data from a sensor, an aerobic processor configured to estimate energy expenditure from the data using an aerobic metabolism model, an anaerobic threshold module configured to determine from the data whether the anaerobic threshold for the user has been exceeded, an output to output the estimated physical activity intensity if the anaerobic threshold for the user has not been exceeded, an anaerobic energy expenditure estimator configured to estimate energy expenditure due to anaerobic respiration from the data, a processor configured to combine the estimated anaerobic energy expenditure and the estimated aerobic energy expenditure to produce a total energy expenditure when the anaerobic threshold for the user has been exceeded, and an output to output the total energy expenditure if the anaerobic threshold

for the user has been exceeded. By applying different models to calculate energy expenditure depending on whether the user is operating above or below their anaerobic threshold the user can be provided with a more accurate estimate of their energy expenditure.

[0012] The aerobic processor may include an exercise intensity classifier configured to classify the exercise of the user using data received by the input; and an estimator to estimate physical activity intensity and the estimated oxygen level in the respiratory gases according to the classification of the exercise wherein the output outputs the estimated physical activity intensity if the anaerobic threshold for the user has not been exceeded. By classifying the intensity of the exercise prior to estimating the physical activity intensity the most appropriate model for calculating energy expenditure due to aerobic respiration may be selected.

[0013] The anaerobic energy expenditure estimator may include a lactate estimator to estimate plasma lactate concentration; and a lactate to calorie convertor to convert the estimated plasma lactate concentration to a calorie value representing the anaerobic energy. The device may further comprise an aerobic energy expenditure estimator configured to calculate a value representing the aerobic energy expenditure using the estimated oxygen level in the respiratory gases and a processor configured to add the calorie value representing the anaerobic energy and the calorie value representing the aerobic energy expenditure to provide an estimate of the total energy expenditure when the anaerobic threshold has been passed.

[0014] The plasma lactate concentration may be estimated using an existing method:

$$LA = e^{(0.082 \log VO_2 - 0.2)}$$

where $VO_2 < 1.51$

$$LA = e^{(2.88 \log VO_2 - 0.7)}$$

where $VO_2 \geq 1.51$

where LA is the plasma lactate concentration.

[0015] The estimated plasma lactate concentration may be converted to a calorie value representing the energy used during anaerobic respiration using the equation:

$$PAI_{anaerobic} = \frac{20LA}{0.75}$$

[0016] The anaerobic energy expenditure estimator calculates the calories using the following equation:

$$PAI_{aerobic} = 5.01 * VO_2$$

[0017] The sensor may be either one or a combination of any two or more physiological and/or biomechanical sensors. The sensors may be, for example, an ECG sensor, accelerometer and gyroscope.

[0018] The data may be one or more of the following parameters: heart rate, respiration rate, heart rate variability such as fluctuations of ECG R-R intervals, accelerometer measurements such as accelerometer activity counts, step counts and linear and angular accelerations and gyroscope measurements such as angular speed and/or distance.

[0019] The device input may be arranged to receive the data over a wireless connection or over a physical connection.

[0020] According to another aspect of the present invention there is provided a method comprising receiving data from a body sensor, estimating energy expenditure using an aerobic metabolism model, determining from the data whether the anaerobic threshold for the user has been exceeded, outputting the estimated energy expenditure if the anaerobic threshold for the user has not been exceeded, estimating energy expenditure due to anaerobic respiration, combining the estimated anaerobic energy expenditure and the estimate aerobic energy expenditure to produce a total energy expenditure when the anaerobic threshold for the user has been exceeded and outputting the total energy expenditure if the anaerobic threshold for the user has been exceeded.

[0021] Estimating energy expenditure using an aerobic metabolism model may include classifying the exercise of the user using data received by the input and estimating physical activity intensity and the estimated oxygen level in the respiratory gases according to the classification of the exercise wherein the output outputs the estimated physical activity intensity if the anaerobic threshold for the user has not been exceeded.

[0022] Estimating energy expenditure due to anaerobic respiration may include estimating plasma lactate concentration and converting the estimated plasma lactate concentration to a calorie value representing the anaerobic energy. The method also includes calculating a calorie value representing the aerobic energy expenditure using the estimated oxygen level in the respiratory gases and adding the calorie value representing the anaerobic energy and the calorie value representing the aerobic energy expenditure to provide an estimate of the total energy expenditure when the anaerobic threshold has been passed.

[0023] The plasma lactate concentration may be estimated using for example an existing method [reference]:

$$LA = e^{(0.082 \log VO_2 - 0.2)}$$

where $VO_2 < 1.51$

$$LA = e^{(2.88 \log VO_2 - 0.7)}$$

where $VO_2 \geq 1.51$

where LA is the plasma lactate concentration.

[0024] Converting the estimated plasma lactate concentration to a calorie value representing the anaerobic energy may use the equation:

$$PAI_{anaerobic} = \frac{20LA}{0.75}$$

[0025] Calculating a calorie value representing the aerobic energy expenditure may use the following equation:

$$PAI_{aerobic} = 5.01 * VO_2$$

[0026] The data may be one or more of the following parameters: heart rate, respiration rate, heart rate variability such as fluctuations of ECG R-R intervals, accelerometer measurements such as accelerometer activity counts, step counts and linear and angular accelerations and gyroscope measurements such as angular speed and/or distance.

Brief Description of the Drawings

[0027]

Figure 1 illustrates a device according to the present invention.

Detailed Description

[0028] A device 10 for calculating energy expenditure is illustrated in Figure 1. The device 10 includes sensors 12 such as an ECG sensor and an accelerometer, a processor 14 and a display (not shown).

[0029] The ECG sensor and accelerometer are attached to the user's body using any suitable means. The processor 14 receives an input from each of the sensors 12. The sensor input is passed to an exercise intensity classifier 16 which uses the input from one or more of the sensors 12 to classify the current activity intensity as "low", "moderate" or "high". For example, the exercise intensity classifier 16 may receive a heart rate and heart rate variability characteristics from an ECG sensor and use these values to calculate the exercise intensity in accordance with any suitable method.

[0030] The activity intensity classification is relayed to

a Physical Activity Intensity and VO_2 estimator 18 where VO_2 is the estimated oxygen level in the respiratory gases. The Physical Activity Intensity and VO_2 estimator 18 estimates the Physical Activity Intensity and VO_2 of the user using the input from the one or more sensors 12 and relationships between the sensor inputs and the Physical Activity Intensity and VO_2 . The relationships between the sensor inputs and the Physical Activity Intensity and VO_2 have been empirically derived using aerobic metabolism models for each of the different activity intensities. Thus, the Physical Activity Intensity value provided by the estimator is a value for the Physical Activity Intensity for aerobic metabolism at a given activity intensity.

[0031] Once the physical activity intensity and VO_2 values have been estimated they are passed to an anaerobic threshold module 20. The anaerobic threshold module 20 determines whether the anaerobic threshold for the user of the device has been exceeded or not.

[0032] For example, the anaerobic threshold module may determine if the anaerobic threshold has been exceeded based on the extent of variation in the heart rate variability (which may be received from the ECG sensor 12), respiration, as well as accelerometer values. One example of a similar method is described in Michele RD, Gatta G, Leo AD, Cortesi M, Andina F, Tam E, Boit MD, Merni F Estimation of the anaerobic threshold from heart rate variability in an incremental swimming test J Strength Cond Res. 2011 Dec 20

[0033] Alternatively, the anaerobic threshold may be calculated using the age of the user and the heart rate of the user, for example, a maximum heart rate may be given by the equation $220 - \text{user age}$. The anaerobic threshold may then be calculated by calculating a percentage (say 85%) of this maximum heart rate. The threshold may be stored in a memory in the device and retrieved by the anaerobic threshold module 20. Any other suitable method may be used to estimate the anaerobic threshold.

[0034] The heart rate input by the ECG sensor can be compared to the estimated heart rate at the anaerobic threshold. If the heart rate input is greater than the estimated heart rate at the anaerobic threshold the anaerobic threshold module will determine that the anaerobic threshold has been passed. Conversely, if the heart rate input is less than the estimated heart rate at the anaerobic threshold the anaerobic threshold module will determine that the anaerobic threshold has not been passed

[0035] If the anaerobic threshold for the user has not been passed then the user is predominantly using aerobic metabolism and therefore the calculated physical activity intensity is an accurate estimate of the actual physical activity intensity and output to the display for the user to view.

[0036] If the anaerobic threshold for the user has been passed then the user is predominantly using anaerobic metabolism. In this instance the anaerobic threshold module 20 invokes a lactate estimator 22 to estimate the

plasma lactate concentration from the estimated VO_2 value.

[0037] The plasma lactate concentration may be estimated using any suitable known relationship between plasma lactate concentration and a physical feature of the user's body. For example, the plasma lactate concentration may be estimated using the VO_2 estimate using the following equations:

$$LA = e^{(0.082 \log VO_2 - 0.2)}$$

where $VO_2 < 1.51$

$$LA = e^{(2.88 \log VO_2 - 0.7)}$$

where $VO_2 \geq 1.51$

where LA is the estimated plasma lactate concentration.

[0038] (derived from W. L. Beaver, K.W., and B. J. Whipp, "Improved detection of lactate threshold during exercise using a log-log transformation". Applied Physiology, 1985. 59: p. 1936 - 1940)

[0039] The estimated plasma lactate concentration is then passed to a lactate to calorie convertor which converts the estimated plasma lactate concentration into calories. One possible method for converting lactate concentration into calories is described in R. Margaria, P.C., F. Mangili, "Balance and kinetics of anaerobic energy release during strenuous exercise in man". Applied Physiology, 1964. 19: p. 623 - 628. In this document the relationship between lactate concentration and calories was derived to be:

$$PAI_{anaerobic} = \frac{20LA}{0.75}$$

[0040] At the same time the estimated VO_2 value is also converted into calories to obtain an estimate of the calories associated with aerobic metabolism. One possible equation for estimating calories using VO_2 concentration is:

$$PAI_{aerobic} = 5.01 * VO_2$$

[0041] $PAI_{anaerobic}$ is combined with $PAI_{aerobic}$ to give a final compensated energy expenditure value which can be output to display.

[0042] In this way the user can be provided with an accurate estimate of energy expenditure when they are exercising beyond their aerobic capacity.

[0043] As will be understood by the skilled person the Physical Activity Intensity and VO_2 values provided by the Physical Activity Intensity and VO_2 estimator may be calculated using any suitable method provided the VO_2 and PAI are estimated as if the anaerobic threshold has not been breached i.e. assuming that the rate of increase in carbon dioxide is proportional to the increase in oxygen uptake. For example, the method described in US 2008/275348 may be used.

[0044] Although the present invention has been described with the Physical Activity Intensity and VO_2 values provided by the Physical Activity Intensity and VO_2 estimator being passed to an anaerobic threshold module the skilled person will understand that the anaerobic threshold module may use the input of the sensors to determine whether the anaerobic threshold has been passed concurrently with the Exercise Intensity and/or Physical Activity Intensity and VO_2 values being estimated. The output of the anaerobic threshold module may then be used to determine whether to output the Physical Activity Intensity and VO_2 values or pass the Physical Activity Intensity and VO_2 values to the anaerobic energy expenditure estimator with the anaerobic threshold module never receiving the Physical Activity Intensity and VO_2 values.

[0045] Alternatively, the anaerobic threshold module may use the input of the sensors to determine whether the anaerobic threshold has been passed before the Exercise Intensity and/or Physical Activity Intensity and VO_2 values being estimated. The output of the anaerobic threshold module may then be used to determine whether to use the aerobic model to estimate the Physical Activity Intensity and VO_2 values or pass the Physical Activity Intensity and VO_2 values to the anaerobic energy expenditure estimator with the anaerobic threshold module never receiving the Physical Activity Intensity and VO_2 values.

[0046] The skilled person will also understand that, although the present invention, describes the measurement of energy being calories, any suitable unit of energy may be calculated and output to the user.

[0047] The sensors may be any suitable sensor for monitoring characteristics of the user's body. For example, the sensor may be one or more of a heart rate monitor, an accelerometer and a gyroscope. The sensor may transmit recorded data using any suitable means. For example, the sensor may transmit the data wirelessly or through a wire connected to the device.

[0048] Additionally, the device may not only be provided with a display but additionally, or alternatively may be provided with any suitable means to output the calculated energy expenditure to a separate device. The device may be, for example, a personal computer, a remote server or any other suitable device.

[0049] Additionally, the device may be integrated into other devices. For example, it may form part of a user's cellular telephone.

Claims

1. A device comprising:

an input configured to receive data from a sensor;
 an aerobic processor configured to estimate aerobic energy expenditure from the data using an aerobic metabolism model;
 an anaerobic threshold module configured to determine from the data whether the anaerobic threshold for the user has been exceeded;
 an output to output the estimated physical activity intensity if the anaerobic threshold for the user has not been exceeded;
 an anaerobic energy expenditure estimator configured to estimate anaerobic energy expenditure due to anaerobic respiration from the data;
 a processor configured to combine the estimated anaerobic energy expenditure and the estimated aerobic energy expenditure to produce a total energy expenditure when the anaerobic threshold for the user has been exceeded;
 an output to output the total energy expenditure if the anaerobic threshold for the user has been exceeded.

2. A device as claimed in claim 1 wherein the aerobic processor comprises:

an exercise intensity classifier configured to classify the exercise of the user using data received by the input;
 an estimator to estimate physical activity intensity and the estimated oxygen level in the respiratory gases according to the classification of the exercise wherein the output outputs the estimated physical activity intensity if the anaerobic threshold for the user has not been exceeded.

3. A device as claimed in claim 1 or claim 2 wherein the anaerobic energy expenditure estimator comprises:

a lactate estimator to estimate plasma lactate concentration; and
 a lactate to calorie convertor to convert the estimated plasma lactate concentration to a calorie value representing the anaerobic energy;
 and the device further comprises:

an aerobic energy expenditure estimator configured to calculate a value representing the aerobic energy expenditure using the estimated oxygen level in the respiratory gases;
 a processor configured to add the calorie

value representing the anaerobic energy and the calorie value representing the aerobic energy expenditure to provide an estimate of the total energy expenditure when the anaerobic threshold has been passed.

4. A device as claimed in claim 3 wherein the plasma lactate concentration estimator estimates plasma lactate concentration using:

$$LA = e^{(0.082 \log VO_2 - 0.2)}$$

where $VO_2 < 1.51$

$$LA = e^{(2.88 \log VO_2 - 0.7)}$$

where $VO_2 \geq 1.51$

where LA is the plasma lactate concentration

5. A device as claimed in claim 4 or claim 5 wherein the estimated plasma lactate concentration is converted to a calorie value representing the anaerobic energy using the equation:

$$PAI_{anaerobic} = \frac{20LA}{0.75}$$

6. A device as claimed in claim 4 wherein the anaerobic energy expenditure estimator calculates the calories using the following equation:

$$PAI_{aerobic} = 4.76 * VO_2$$

7. A device as claimed in any one of the preceding claims wherein the body sensor comprises one or more of an ECG, an accelerometer and a gyroscope.

8. A device as claimed in any one of the preceding claims wherein the data comprises one or more of heart rate, respiration rate, heart rate variability, fluctuations in the ECG R-R intervals, accelerometer measurements and gyroscope measurements.

9. A device as claimed in any preceding claims wherein the input is configured to receive the data over a wireless connection.

10. A method comprising receiving data from a body sensor; estimating energy expenditure using an aerobic me-

tabolism model; determining from the data whether the anaerobic threshold for the user has been exceeded;
 outputting the estimated energy expenditure if the anaerobic threshold for the user has not been exceeded;
 estimating energy expenditure due to anaerobic respiration;
 combining the estimated anaerobic energy expenditure and the estimate aerobic energy expenditure to produce a total energy expenditure when the anaerobic threshold for the user has been exceeded;
 and
 outputting the total energy expenditure if the anaerobic threshold for the user has been exceeded.

11. A method as claimed in claim 10 wherein estimating energy expenditure using an aerobic metabolism model comprises:

classifying the exercise of the user using data received by the input; and
 estimating physical activity intensity and the estimated oxygen level in the respiratory gases according to the classification of the exercise wherein the output outputs the estimated physical activity intensity if the anaerobic threshold for the user has not been exceeded.

12. A method as claimed in claim 10 or claim 11 wherein estimating energy expenditure due to anaerobic respiration comprises:

estimating plasma lactate concentration; and
 converting the estimated plasma lactate concentration to a calorie value representing the anaerobic energy
 and the method further comprises
 calculating a calorie value representing the aerobic energy expenditure using the estimated oxygen level in the respiratory gases; and
 adding the calorie value representing the anaerobic energy and the calorie value representing the aerobic energy expenditure to provide an estimate of the total energy expenditure when the anaerobic threshold has been passed.

13. A method as claimed in claim 12 wherein the plasma lactate concentration is estimated using:

$$LA = e^{(0.082 \log VO_2 - 0.2)}$$

where $VO_2 < 1.51$

$$LA = e^{(2.88 \log VO_2 - 0.7)}$$

where $VO_2 \geq 1.51$

where LA is the plasma lactate concentration and/or converting the estimated plasma lactate concentration to a calorie value representing the anaerobic energy is performed using the equation:

$$PAI_{anaerobic} = \frac{20LA}{0.75}$$

14. A method as claimed in claim 12 wherein calculating a calorie value representing the aerobic energy expenditure uses the following equation:

$$PAI_{aerobic} = 4.76 * VO_2$$

15. A method as claimed in any one of claims 10 to 14 wherein the data comprises one or more of heart rate, variability in the ECG R-R intervals, respiratory rate, accelerometer measurements and gyroscope measurements.

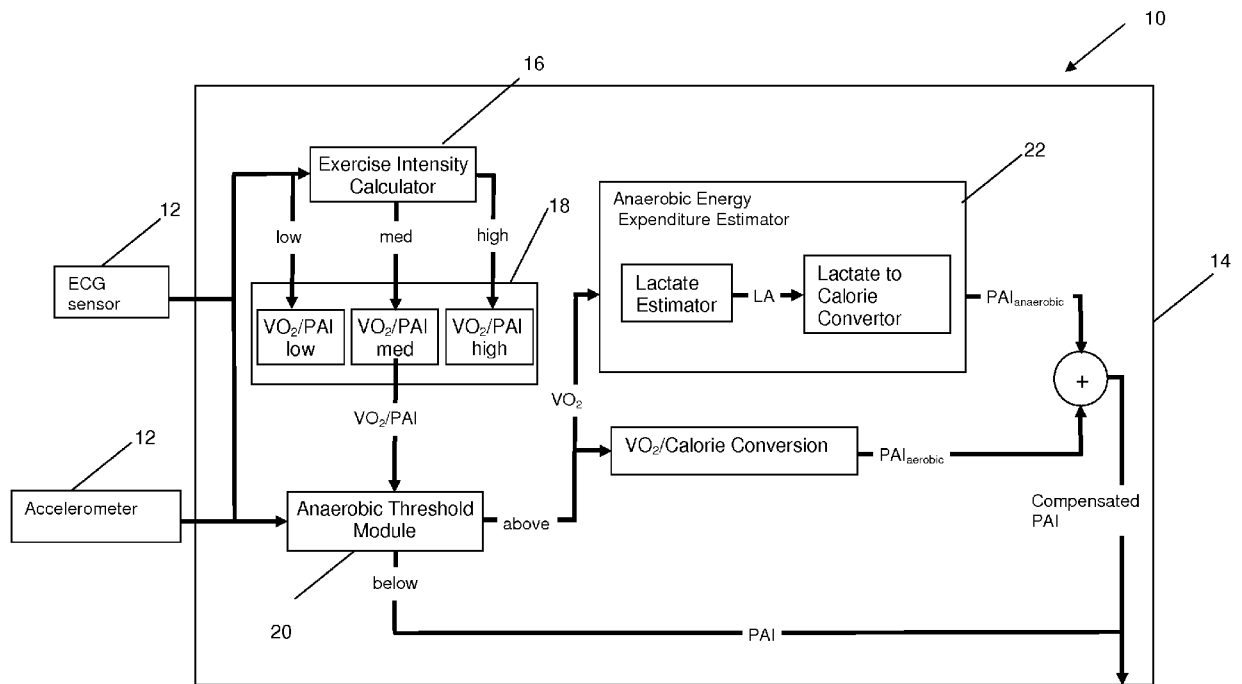


Figure 1



EUROPEAN SEARCH REPORT

Application Number
EP 13 18 3562

DOCUMENTS CONSIDERED TO BE RELEVANT			
Category	Citation of document with indication, where appropriate, of relevant passages	Relevant to claim	CLASSIFICATION OF THE APPLICATION (IPC)
X	A Ardévol ET AL: "During intense exercise, obese women rely more than lean women on aerobic energy", Pflügers Archiv - European Journal of Physiology, 1 February 1998 (1998-02-01), pages 495-502, XP055092100, DOI: 10.1007/s004240050544 Retrieved from the Internet: URL:http://rd.springer.com/content/pdf/10.1007/s004240050544.pdf [retrieved on 2013-12-06]	1,7-10, 15	INV. A61B5/11 A61B5/00 A63B24/00
Y	* page 496, left-hand column, paragraph 3 - page 497, left-hand column, paragraph 2 * * tables 3-4 *	2,11	
A	SCOTT CHRISTOPHER B ET AL: "Energy expenditure before, during, and after the bench press.", JOURNAL OF STRENGTH AND CONDITIONING RESEARCH / NATIONAL STRENGTH & CONDITIONING ASSOCIATION MAR 2009, vol. 23, no. 2, March 2009 (2009-03), pages 611-618, XP008166204, ISSN: 1533-4287 * page 612, left-hand column, last paragraph - page 613, left-hand column, paragraph 1 * * table 2 *	1-15	TECHNICAL FIELDS SEARCHED (IPC) A61B A63B
Y	EP 1 618 844 A1 (MATSUSHITA ELECTRIC WORKS LTD [JP] PANASONIC ELEC WORKS CO LTD [JP]) 25 January 2006 (2006-01-25) * paragraph [0021] - paragraph [0028] * * paragraphs [0034], [0038] * * figures 1-3,9,10 * ----- -/--	2,11	
The present search report has been drawn up for all claims			
Place of search The Hague		Date of completion of the search 11 December 2013	Examiner Görlach, Tobias
CATEGORY OF CITED DOCUMENTS X : particularly relevant if taken alone Y : particularly relevant if combined with another document of the same category A : technological background O : non-written disclosure P : intermediate document		T : theory or principle underlying the invention E : earlier patent document, but published on, or after the filing date D : document cited in the application L : document cited for other reasons ----- & : member of the same patent family, corresponding document	

1
EPO FORM 1503 03.82 (PO4C01)



EUROPEAN SEARCH REPORT

Application Number
EP 13 18 3562

DOCUMENTS CONSIDERED TO BE RELEVANT			
Category	Citation of document with indication, where appropriate, of relevant passages	Relevant to claim	CLASSIFICATION OF THE APPLICATION (IPC)
A	WO 2007/048431 A2 (FERME JEAN-MARC [DE]) 3 May 2007 (2007-05-03) * page 8, line 279 - page 11, line 418 * * page 15, line 561 - page 17, line 641 * * page 19, line 726 - page 21, line 814 * * figures 1-3A * -----	1-15	
A	DE 10 2009 044612 A1 (WEBER SEBASTIAN [DE]) 26 May 2011 (2011-05-26) * paragraph [0016] - paragraph [0020] * * paragraph [0023] - paragraph [0061] * -----	1-15	
A	JUMAH ET AL: "Analyse und Vergleich von Methoden zur Bestimmung der anaeroben Kapazität und Leistungsfähigkeit bei Freizeitsportlern auf dem Fahrradergometer", 1 October 2009 (2009-10-01), DISSERTATION FAKULTAET FUER MEDIZIN DER TECHNISCHEN UNIVERSITAET MÜNCHEN ZUR ERLANGUNG DES AKADEMISCHEN GRADES EINES DOKTORS DER MEDIZIN, XX, XX, PAGE(S) 1 - 90, XP002625372, * page 8 - page 26 * -----	1-15	
The present search report has been drawn up for all claims			TECHNICAL FIELDS SEARCHED (IPC)
Place of search		Date of completion of the search	Examiner
The Hague		11 December 2013	Görlach, Tobias
CATEGORY OF CITED DOCUMENTS X : particularly relevant if taken alone Y : particularly relevant if combined with another document of the same category A : technological background O : non-written disclosure P : intermediate document T : theory or principle underlying the invention E : earlier patent document, but published on, or after the filing date D : document cited in the application L : document cited for other reasons & : member of the same patent family, corresponding document			

1
EPO FORM 1503 03.82 (P04C01)

**ANNEX TO THE EUROPEAN SEARCH REPORT
ON EUROPEAN PATENT APPLICATION NO.**

EP 13 18 3562

This annex lists the patent family members relating to the patent documents cited in the above-mentioned European search report. The members are as contained in the European Patent Office EDP file on
The European Patent Office is in no way liable for these particulars which are merely given for the purpose of information.

11-12-2013

Patent document cited in search report	Publication date	Patent family member(s)	Publication date
EP 1618844 A1	25-01-2006	EP 1618844 A1	25-01-2006
		US 2006020174 A1	26-01-2006

WO 2007048431 A2	03-05-2007	NONE	

DE 102009044612 A1	26-05-2011	DE 102009044612 A1	26-05-2011
		WO 2011060780 A2	26-05-2011

EPO FORM P0459

For more details about this annex : see Official Journal of the European Patent Office, No. 12/82

REFERENCES CITED IN THE DESCRIPTION

This list of references cited by the applicant is for the reader's convenience only. It does not form part of the European patent document. Even though great care has been taken in compiling the references, errors or omissions cannot be excluded and the EPO disclaims all liability in this regard.

Patent documents cited in the description

- US 6554776 B [0008]
- US 7470234 B [0009]
- US 7648463 B [0010]
- US 2008275348 A [0043]

Non-patent literature cited in the description

- **MICHELE RD ; GATTA G ; LEO AD ; CORTESI M ; ANDINA F ; TAM E ; BOIT MD ; MERNI F.** Estimation of the anaerobic threshold from heart rate variability in an incremental swimming test. *J Strength Cond Res.*, 20 December 2011 [0032]
- **W. L. BEAVER ; K.W. ; B. J. WHIPP.** Improved detection of lactate threshold during exercise using a log-log transformation. *Applied Physiology*, 1985, vol. 59, 1936-1940 [0038]
- **R. MARGARIA, P.C. ; F. MANGILI.** Balance and kinetics of anaerobic energy release during strenuous exercise in man. *Applied Physiology*, 1964, vol. 19, 623-628 [0039]

专利名称(译)	一种用于估计运动期间能量消耗的装置和方法		
公开(公告)号	EP2705791A1	公开(公告)日	2014-03-12
申请号	EP2013183562	申请日	2013-09-09
[标]申请(专利权)人(译)	Toumaz公司HEALTHCARE		
申请(专利权)人(译)	Toumaz公司医疗保健有限公司		
当前申请(专利权)人(译)	Toumaz公司医疗保健有限公司		
[标]发明人	HERNANDEZ SILVEIRA MIGUEL ANG SU SHIN		
发明人	HERNANDEZ-SILVEIRA, MIGUEL ANG, SU-SHIN		
IPC分类号	A61B5/11 A61B5/00 A63B24/00		
CPC分类号	A61B5/1118 A61B5/0402 A61B5/4866 A61B5/7264 A61B2562/0219		
代理机构(译)	林德, ROBERT		
优先权	2012016014 2012-09-07 GB		
其他公开文献	EP2705791B1		
外部链接	Espacenet		

摘要(译)

用于估计运动期间能量消耗的装置和方法技术领域该装置包括用于估计人是否超过其无氧阈值的模块，并且如果它们超过其无氧阈值，则计算由于ATP的无氧代谢导致的额外能量消耗。然后将额外的能量消耗添加到由于有氧代谢产生的能量消耗的估计并且输出给用户，以便提供在无氧运动期间发生的能量消耗的估计。

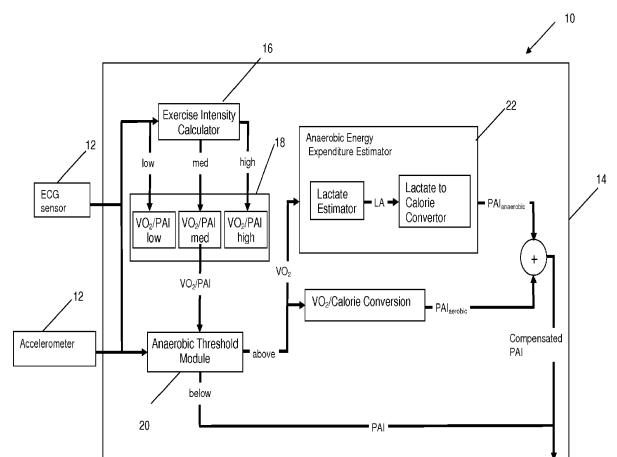


Figure 1