

(19)



(11)

EP 2 201 891 B1

(12)

EUROPEAN PATENT SPECIFICATION

(45) Date of publication and mention of the grant of the patent:
10.05.2017 Bulletin 2017/19

(51) Int Cl.:
A61B 5/1455^(2006.01) A61B 5/00^(2006.01)

(21) Application number: **08715148.6**

(86) International application number:
PCT/CN2008/070412

(22) Date of filing: **21.03.2008**

(87) International publication number:
WO 2009/114963 (24.09.2009 Gazette 2009/39)

(54) SOFT FINGER COT BLOOD OXYGEN MEASURING DEVICE

BLUTSAUERSTOFF-MESSGERÄT MIT EINEM WEICHEN FINGERLING

DISPOSITIF DE MESURE DE L'OXYGÈNE DANS LE SANG À DOIGTIER EN GOMME MOLLE

(84) Designated Contracting States:
AT BE BG CH CY CZ DE DK EE ES FI FR GB GR HR HU IE IS IT LI LT LU LV MC MT NL NO PL PT RO SE SI SK TR

(74) Representative: **Cohausz & Florack
Patent- & Rechtsanwälte
Partnerschaftsgesellschaft mbB
Postfach 10 18 30
40009 Düsseldorf (DE)**

(43) Date of publication of application:
30.06.2010 Bulletin 2010/26

(56) References cited:
**WO-A1-95/02358 CN-A- 1 141 585
CN-Y- 2 177 449 JP-A- 2007 117 641
US-A- 5 776 059 US-A1- 2006 129 039
US-A1- 2007 123 756 US-B1- 6 571 114**

(73) Proprietor: **Beijing Choice Electronic Technology Co., Ltd.
Beijing 100039 (CN)**

(72) Inventor: **WANG, Weihu
Beijing 100039 (CN)**

EP 2 201 891 B1

Note: Within nine months of the publication of the mention of the grant of the European patent in the European Patent Bulletin, any person may give notice to the European Patent Office of opposition to that patent, in accordance with the Implementing Regulations. Notice of opposition shall not be deemed to have been filed until the opposition fee has been paid. (Art. 99(1) European Patent Convention).

Description

Field of the Invention

[0001] The present invention relates to a finger clip oximeter, and particularly relates to a soft gum fingerstall oximeter without pivot structure.

Background of the Invention

[0002] Generally, a finger clip oximeter according to the prior art includes an upper case and a lower case which are connected with each other by a pivot, can be rotated around the pivot relatively and be separated by a certain distance from each other. The upper and lower cases apply a clamping pressure to a nail of a measured finger by a coil spring.

[0003] However, when the finger clip oximeter clamps the nail to perform oximetric measurement, the upper and lower cases are opened a certain angle with respect to each other necessarily. After the upper and lower cases are opened, light will enter from a side thereby to influence the measurement result in case that the light is strong. Different persons have different sizes of fingers, therefore, the angles which the upper and lower cases are opened with respect to each other are different and the influences owing to light entering from a side are different as well. Accordingly, the finger clip oximeter is hard to perform calibration on fingers with various sizes in advance, so that a light path offset occurs easily during its practical use resulting in a measuring error.

[0004] In addition, in the finger clip oximeter according to the prior art, a finger clamping portion of the upper and lower cases applies a non uniform force to a finger along the length of the finger, and the smaller clamping force exists in the location which is more away from the hinged pivot. Because different users are different largely in sizes of fingers, the clamping portion of the finger clip oximeter according to the prior art can only be defined within a prescribed range of size, and it is impossible that any specific finger clip oximeter according to the prior art is applicable to a finger which is too thick or too thin. Therefore, the range in which the finger clip oximeter according to the prior art can be applied is limited. Further, for a user with thicker fingers, the user's fingers are not comfortable when he uses the finger clip oximeter according to the prior art.

[0005] Since the finger clip oximeter according to the prior art is limited in its structure, a portion where the cases contact with a finger can not be cleaned conveniently and thoroughly. Therefore, there is a risk of cross propagation of bacteria among different users in use.

[0006] Also, the finger clip oximeter according to the prior art is complicated in structure and difficult to be assembled.

[0007] Relevant prior art is disclosed by US 2006/0129039 A1, WO 95/02358, US6571114 B1, US 2007/0123756 A1 and WO 2006/110488 A2.

Summary of the Invention

[0008] The invention is defined by claim 1, preferred embodiments are defined by the dependent claims. Further embodiments disclosed herein are for exemplary purpose only.

[0009] An object of the present invention is to provide a soft gum fingerstall oximeter without pivot structure which can shield light entering from a side and can be used normally to obtain an accurate measurement result in a strong light environment.

[0010] Another object of the present invention is to provide a soft gum fingerstall oximeter without pivot structure which can reduce a light path offset and improve accuracy of measurement.

[0011] Still another object of the present invention is to provide a soft gum fingerstall oximeter without pivot structure, in which the soft gum fingerstall wraps around a finger closely with variations of the profile of the finger and a clamping force is distributed on the clamped portion of the finger uniformly by use of the physical flexibility of silicon rubber, so that a human-machine contact surface is changed and comfort is improved.

[0012] Yet still another object of the present invention is to provide a soft gum fingerstall oximeter without pivot structure, in which a portion where the cases contact with a finger can be cleaned conveniently and thoroughly, thus, there is no risk of cross propagation of bacteria among the users in use.

[0013] Again yet still another object of the present invention is to provide a soft gum fingerstall oximeter without pivot structure, in which the structure of the product is simplified and the reliability of the product is improved.

[0014] For this reason, the invention provides a soft gum fingerstall oximeter without pivot structure, wherein the soft gum fingerstall oximeter comprises a soft gum fingerstall which wraps around a finger with variations of the profile of the finger and causes a clamping force distributed on the clamped portion of the finger uniformly, and an emission circuit board and a reception circuit board are provided in the soft gum fingerstall.

[0015] Preferably, the soft gum fingerstall oximeter further comprises a housing in which electronic elements including a data processing circuit board, a test report display screen, operation keys, a battery, a speaker and a mini USB data output port are provided, and the housing is provided on a side outside of the soft gum fingerstall and is connected to the soft gum fingerstall detachably.

[0016] Preferably, all of the electronic elements including a data processing circuit board, a measuring circuit board, a test report display screen, operation keys, a battery, a speaker, and a mini USB data output port are fixed within a soft silica gel sheath, a stainless steel connecting plate which is used to fix and protect the electronic elements is imbedded in the soft silica gel sheath, the stainless steel connecting plate is hot pressed to and inserted into the soft silica gel sheath to form a single unit, and the outline of the connecting plate varies along profiles

of a top surface and side surfaces of the soft silica gel sheath.

[0017] Preferably, electronic elements including a data processing circuit board, a test report display screen, operation keys, a battery, a speaker and a mini USB data output port are provided in a housing in which horizontal dragging slideways for soft gum slide plates are provided, an upper soft gum fingerstall and a lower soft gum fingerstall are fixed to the soft gum slide plates respectively, while the soft gum slide plates are mounted on the horizontal dragging slideways for the soft gum slide plates in the housing respectively, measuring elements are attached to the soft gum fingerstalls, and the measuring elements attached to the soft gum fingerstalls are connected to an interface circuit board in the housing via a pin socket.

[0018] The soft gum fingerstall oximeter according to the present invention has an enclosed silica gel fingerstall which can shield light entering from a side so that the oximeter can be used normally to obtain an accurate measurement result in a strong light environment.

[0019] The soft gum fingerstall oximeter according to the present invention has an enclosed silica gel fingerstall which can reduce a light path offset and improve accuracy of measurement.

[0020] The soft gum fingerstall oximeter according to the present invention has an enclosed silica gel fingerstall in which the soft gum fingerstall wraps around a finger closely with variations of the profile of the finger by use of the physical flexibility of silicon rubber and causes a clamping force distributed on the clamped portion of the finger uniformly so that a human-machine contact surface is changed and comfort is improved.

[0021] The soft gum fingerstall oximeter according to the present invention has an enclosed silica gel fingerstall in which a portion where the cases contact with a finger can be cleaned conveniently and thoroughly by use of the physical flexibility of silicon rubber, thus, there is no risk of cross propagation of bacteria among the users in use.

[0022] The soft gum fingerstall oximeter according to the present invention has an enclosed silica gel fingerstall in which the structure of the product is simplified and the reliability of the product is improved by eliminating the pivot and the coil spring in the prior art.

Brief Description of the Drawings

[0023]

Fig. 1A is a perspective diagram of a soft gum fingerstall oximeter according to a first embodiment of the present invention;

Fig. 1B is a longitudinal section view along a line I-I in Fig. 1A;

Fig. 1C is a transverse section view along a line II-II in Fig. 1A;

Fig. 2A is a perspective diagram of a soft gum fin-

gerstall oximeter according to a second embodiment of the present invention;

Fig. 2B is a longitudinal section view along a line L-L in Fig. 2A;

Fig. 2C is a transverse section view along a line W-W in Fig. 2A;

Fig. 3A is a perspective diagram of a soft gum fingerstall oximeter according to a third embodiment of the present invention;

Fig. 3B is a longitudinal section view along a line A-A in Fig. 3A;

Fig. 3C is a transverse section view along a line B-B in Fig. 3A.

15 Detailed Description of the Preferred Embodiments

[0024] According to a first embodiment of the present invention, as shown in Figs. 1A, 1B and 1C, a soft gum fingerstall oximeter is a box like oximeter which includes a housing 13 and a silica gel fingerstall 11. The housing 13 is provided outside the silica gel fingerstall 11 which is a soft fingerstall and on which a number of umbrella shaped connectors (not shown) are provided. These umbrella shaped connectors can be snapped into the housing 13 to connect the silica gel fingerstall 11 with the housing 13.

[0025] If the silica gel fingerstall 11 is required to be replaced, all we need is to hold the housing 13 and pull the silica gel fingerstall 11 with a little force, that is, the silica gel fingerstall 11 can be separated from the housing 13 conveniently.

[0026] In this embodiment, measuring elements 15, 16 are provided on the silica gel fingerstall 11. A data processing circuit board, a test report display screen 14, operation keys, a battery 17, a speaker, a mini USB data output port and the like are provided in the housing 13. The measuring elements 15, 16 fixed to the silica gel fingerstall 11 are connected to an interface circuit board in the housing 13 via a pin socket. A reference numeral 18 denotes a battery cap.

[0027] When a finger is inserted into the silica gel fingerstall 11 from an opening 12 of the silica gel fingerstall 11, the silica gel fingerstall 11 wraps around the finger closely with variations of the profile of the finger and causes a clamping force distributed on the clamped portion of the finger uniformly.

[0028] The silica gel fingerstall 11 has a wider elastic range, which is adaptable to a larger variation of the sizes of fingers.

[0029] The silica gel fingerstall 11 is in a totally enclosed form, which prevents the side strong light from disturbing the measurement.

[0030] Since a pivot structure is eliminated, the reliability of the oximeter is improved.

[0031] According to a second embodiment of the present invention, as shown in Figs. 2A, 2B and 2C, a soft gum fingerstall oximeter 21 is an integral soft silica gel sheath oximeter in which all of electronic elements are placed in a soft silica gel sheath 22.

[0032] In order that all of the electronic elements are fixed within the soft silica gel sheath 22, a stainless steel connecting plate, which is hot pressed to and inserted into the soft silica gel sheath 22 to form a single unit, is imbedded in the soft silica gel sheath 22. The outline of the connecting plate varies along profiles of a top surface and side surfaces of the soft silica gel sheath 22 to function as fixing and protecting the elements.

[0033] A data processing circuit board 27, measuring circuit boards 25, 26, a test report display screen 23, operation keys, a battery 28, a speaker, a mini USB data output port and the like are provided in the soft silica gel sheath 22.

[0034] When a finger is inserted into the soft silica gel sheath 22 from an opening 24, soft silica gel sheath 22 wraps around the finger closely with variations of the profile of the finger and causes a clamping force distributed on the clamped portion of the finger uniformly.

[0035] The soft silica gel sheath 22 has a wider elastic range, which is adaptable to a larger variation of the sizes of fingers.

[0036] In this embodiment, because all of the electronic elements are contained in the soft silica gel sheath 22, the material of the sheath can absorb impact force from the exterior, thus the soft silica gel sheath further has a drop-proof function.

[0037] The soft silica gel sheath 22 is in a totally enclosed form, which prevents the side strong light from disturbing the measurement.

[0038] Since a pivot structure is eliminated, the reliability of the oximeter is improved.

[0039] According to a third embodiment of the present invention, as shown in Figs. 3A, 3B and 3C, a soft gum fingerstall oximeter is a box like soft gum finger plate oximeter. A housing 31 in which horizontal dragging slideways for soft gum slide plates 35, 37 are provided is provided in the soft gum fingerstall oximeter. An upper soft gum fingerstall 36 and a lower soft gum fingerstall 34 are fixed to the soft gum slide plates 37, 35 respectively, while the soft gum slide plates 37, 35 are mounted on the horizontal dragging slideways for the soft gum slide plates in the housing 31 respectively. Measuring elements 39, 38 are attached to the soft gum fingerstalls 36, 34 respectively.

[0040] After the soft gum slide plates 37, 35 are dragged out of the housing 31, the upper and lower soft gum fingerstalls 36, 34 can be replaced conveniently. The measuring elements 39, 38 fixed to the soft gum fingerstalls 36, 34 respectively are connected to an interface circuit board in the housing 31 via a pin socket.

[0041] A data processing circuit board, a test report display screen 33, operation keys, a battery 40, a speaker, a mini USB data output port and the like are provided in the housing 31.

[0042] When a finger is inserted into the soft gum fingerstalls 36, 34 from an opening 32, the soft gum fingerstalls 36, 34 wrap around the finger closely with variations of the profile of the finger and cause a clamping force

distributed on the clamped portion of the finger uniformly.

[0043] The soft gum fingerstalls 36, 34 have a wider elastic range, which is adaptable to a larger variation of the sizes of fingers.

[0044] The soft gum fingerstalls 36, 34 are completely provided in the housing 31 which is in a totally enclosed form, which prevents the side strong light from disturbing the measurement.

[0045] Since a pivot structure is eliminated, the reliability of the oximeter is improved.

[0046] Though the three embodiments of the present invention have been described above, those skilled in the art can understand that various modifications, improvements and substitutions can be made to the present invention, but all of these modifications, improvements and substitutions fall within the scope of the invention defined by the appended claims.

20 Claims

1. A soft gum fingerstall oximeter without pivot structure, comprising a soft silica gel fingerstall (11) which is configured to wrap around a finger closely with variations of the profile of the finger and is configured to cause a clamping force distributed on the clamped portion of the finger uniformly, further comprising a circuit unit which includes a data processing circuit board (27), measuring circuit boards (25, 26), a test report display screen (14, 23), operation keys and a battery (17, 28); and a soft silica gel sheath (22) in which the circuit unit is provided and which has an opening (24) through which fingers can be inserted into, and the measuring circuit boards include an emission circuit board and a reception circuit board which are provided opposite to each other.
2. The soft gum fingerstall oximeter without pivot structure according to claim 1, wherein the emission circuit board is provided inside the soft silica gel sheath (22) on a side in which a measured finger contacts with an inner surface of the soft silica gel sheath (22) in a measurement, and wherein the reception circuit board, which is provided opposite to the emission circuit board, is provided inside the soft silica gel sheath (22) on a side in which the data processing circuit board is located.
3. The soft gum fingerstall oximeter without pivot structure according to claim 1 or 2, wherein a stainless steel connecting plate, which is used to fix and protect the electronic elements, is imbedded in the soft silica gel sheath (22), wherein the stainless steel connecting plate is hot pressed to and inserted into the soft silica gel sheath (22) to form a single unit, and the outline of the stainless steel connecting plate varies with profiles of a top surface and side surfaces of the soft silica gel sheath (22).

4. The soft gum fingerstall oximeter without pivot structure according to claim 1, wherein a speaker and a mini USB data output port are provided in a housing (31) in which horizontal dragging slideways for soft gum slide plates (35, 37) are provided, an upper soft silica gel sheath (36) and a lower soft silica gel sheath (34) are fixed to the soft gum slide plates (35, 37) respectively, while the soft gum slide plates (35, 37) are mounted on the horizontal dragging slideways for the soft gum slide plates (35, 37) in the housing (31) respectively, measuring elements are attached to the soft silica gel sheaths, and the measuring elements (38, 39) attached to the soft silica gel sheaths (34, 36) are connected to an interface circuit board in the housing (31) via a pin socket.

Patentansprüche

1. Weichgummi-Fingerpulsoximeter ohne Schwenkstruktur, das einen Weich-Silicagel-Fingerling umfasst, der konfiguriert ist, um eng mit Variationen des Profils des Fingers um einen Finger gewickelt zu werden, und konfiguriert ist, um eine Klemmkraft zu verursachen, die auf dem geklemmten Abschnitt des Fingers gleichförmig verteilt wird, der ferner eine Schaltungseinheit umfasst, die eine Datenverarbeitungs-Leiterplatte (27), Messleiterplatten (25, 26), einen Testbericht-Anzeigebildschirm (14, 23), Bedientasten und eine Batterie (17, 28), und eine Hülse (22) aus weichem Silicagel aufweist, in der die Schaltungseinheit vorgesehen ist und die eine Öffnung (24) hat, durch die Finger darin eingefügt werden können, und wobei die Messleiterplatten eine Emissionsleiterplatte und eine Empfangsleiterplatte aufweisen, die einander entgegengesetzt vorgesehen sind.
2. Weichgummi-Fingerpulsoximeter ohne Schwenkstruktur nach Anspruch 1, wobei die Emissionsleiterplatte innerhalb der Hülse (22) aus weichem Silicagel auf einer Seite vorgesehen ist, auf der der gemessene Finger eine innere Oberfläche der Hülse (22) aus weichem Silicagel bei einer Messung berührt, und wobei die Empfangsleiterplatte, die der Emissionsleiterplatte entgegengesetzt angeordnet ist, innerhalb der Hülse (22) aus weichem Silicagel auf einer Seite, in der sich die Datenverarbeitungs-Leiterplatte befindet, vorgesehen ist.
3. Weichgummi-Fingerpulsoximeter ohne Schwenkstruktur nach Anspruch 1 oder 2, wobei eine Verbindungsplatte aus rostfreiem Stahl, die verwendet wird, um die elektronischen Elemente zu befestigen und zu schützen, in der Hülse (22) aus weichem Silicagel eingebettet ist, wobei die Verbindungsplatte aus rostfreiem Stahl an die Hülse (22) aus weichem Silicagel heißgepresst und in sie eingefügt ist, um

eine einzige Einheit zu bilden, und der Umriss der Verbindungsplatte aus rostfreiem Stahl mit Profilen der oberen Oberfläche und Seitenoberflächen der Hülse (22) aus weichem Silicagel variiert.

4. Weichgummi-Fingerpulsoximeter ohne Schwenkstruktur nach Anspruch 1, wobei ein Lautsprecher und ein Mini-USB-Datenausgang in einem Gehäuse (31) vorgesehen sind, wobei horizontale Zug-Schiebeführungen für Schiebeplatten (35, 37) aus weichem Gummi vorgesehen sind, eine obere Hülse (36) aus weichem Silicagel sowie eine untere Hülse (34) aus weichem Silicagel jeweils an den Schiebeplatten (35, 37) aus weichem Gummi befestigt sind, wobei die Schiebeplatten (35, 37) aus weichem Gummi auf den horizontalen Zug-Schiebeführungen für die Seitenplatten (35, 37) aus weichem Gummi jeweils in dem Gehäuse (31) installiert sind, Messelemente an den Hülsen aus weichem Silicagel befestigt sind, und die Messelemente (38, 39), die an den Hülsen (34, 36) aus weichem Silicagel angebracht sind, an eine Schnittstellenleiterplatte in dem Gehäuse (31) über eine Stiftbuchse angeschlossen sind.

Revendications

1. Oxymètre doigtier en gomme douce sans structure de pivot, ledit oxymètre comprenant un doigtier (11) en gel de silice doux qui est configuré pour se placer étroitement autour d'un doigt en s'adaptant aux variations de profil du doigt et qui est configuré pour provoquer une force de serrage répartie uniformément sur la partie serrée du doigt, ledit oxymètre doigtier comprenant en outre un ensemble de circuits qui englobe un circuit imprimé de traitement de données (27), des circuits imprimés de mesure (25, 26), un écran de visualisation de rapport d'essai (14, 23), des touches de fonctionnement et une batterie (17, 28); et un fourreau (22) en gel de silice doux dans lequel est prévu l'ensemble des circuits et qui a une ouverture (24) par laquelle les doigts peuvent être insérés à l'intérieur dudit fourreau, et les circuits imprimés de mesure englobent un circuit imprimé d'émission et un circuit imprimé de réception qui sont prévus en étant placés à l'opposé l'un de l'autre.
2. Oxymètre doigtier en gomme douce sans structure de pivot selon la revendication 1, dans lequel le circuit imprimé d'émission est prévu à l'intérieur du fourreau (22) en gel de silice doux, sur un côté sur lequel un doigt mesuré vient au contact, au cours d'une mesure, d'une surface intérieure du fourreau (22) en gel de silice doux, et dans lequel le circuit imprimé de réception, qui est prévu en étant placé à l'opposé du circuit imprimé d'émission, est prévu à l'intérieur du fourreau (22) en gel de silice doux,

sur un côté sur lequel est placé le circuit imprimé de traitement de données.

3. Oxymètre doigtier en gomme douce sans structure de pivot selon la revendication 1 ou 2, dans lequel une plaque de connexion en acier inoxydable, qui est utilisée pour fixer et protéger les éléments électroniques, est intégrée dans le fourreau (22) en gel de silice doux, dans lequel la plaque de connexion en acier inoxydable est emboutie à chaud sur le fourreau (22) en gel de silice et insérée à l'intérieur dudit fourreau, pour former un ensemble unitaire, et le contour de la plaque de connexion en acier inoxydable varie en fonction des profils d'une surface du dessus et de surfaces latérales du fourreau (22) en gel de silice doux. 5 10 15
4. Oxymètre doigtier en gomme douce sans structure de pivot selon la revendication 1, dans lequel un haut-parleur et un mini-port de sortie de données USB sont prévus dans un boîtier (31) dans lequel sont prévues des glissières horizontales de guidage pour des plaques coulissantes (35, 37) en gomme douce, un fourreau supérieur (36) en gel de silice doux et un fourreau inférieur (34) en gel de silice doux sont fixés respectivement sur les plaques coulissantes (35, 37) en gomme douce, tandis que les plaques coulissantes (35, 37) en gomme douce sont montées respectivement sur les glissières horizontales de guidage pour les plaques coulissantes (35, 37) en gomme douce prévues dans le boîtier (31), des éléments de mesure sont fixés sur les fourreaux en gel de silice doux, et les éléments de mesure (38, 39) fixés sur les fourreaux (34, 36) en gel de silice doux sont connectés, via une prise à broches, à un circuit imprimé d'interface prévu dans le boîtier (31). 20 25 30 35

40

45

50

55

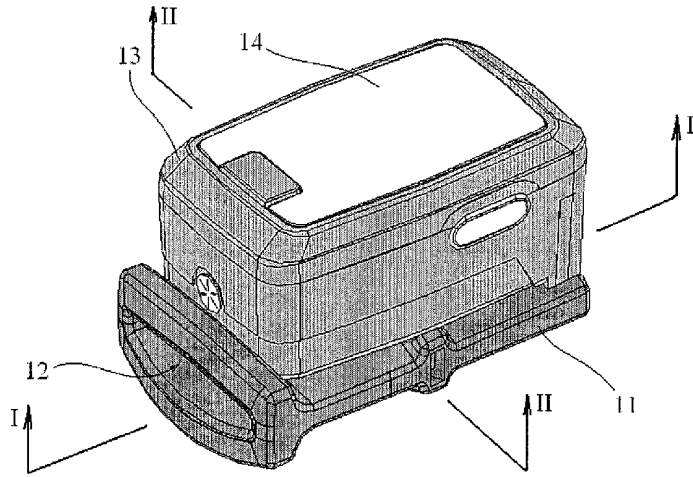


Fig. 1A

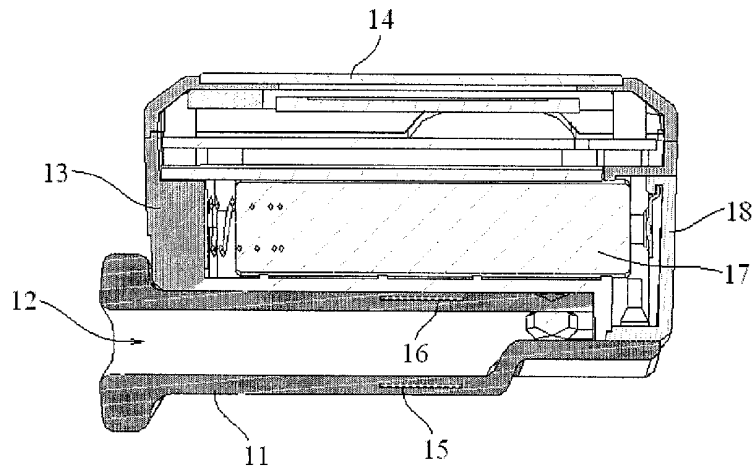


Fig.1B

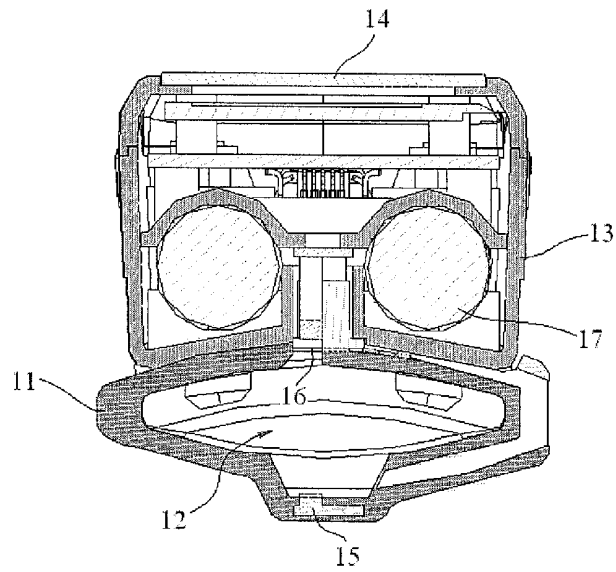


Fig.1C

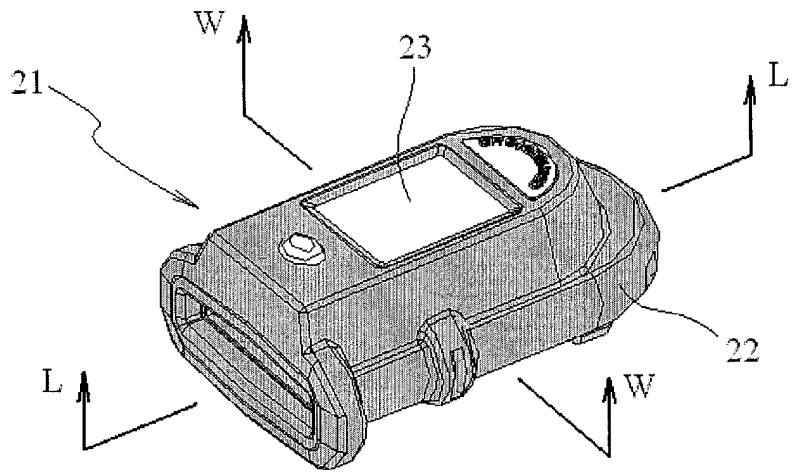


Fig.2A

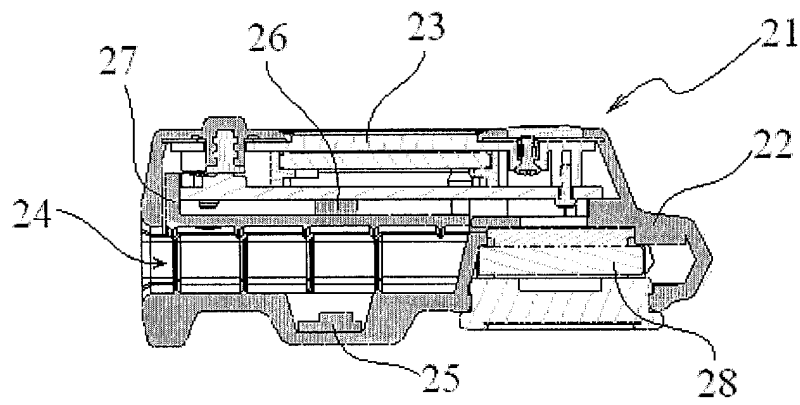


Fig.2B

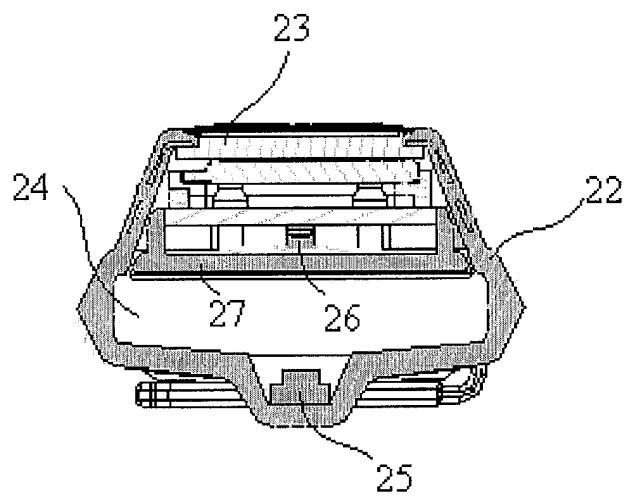


Fig.2C

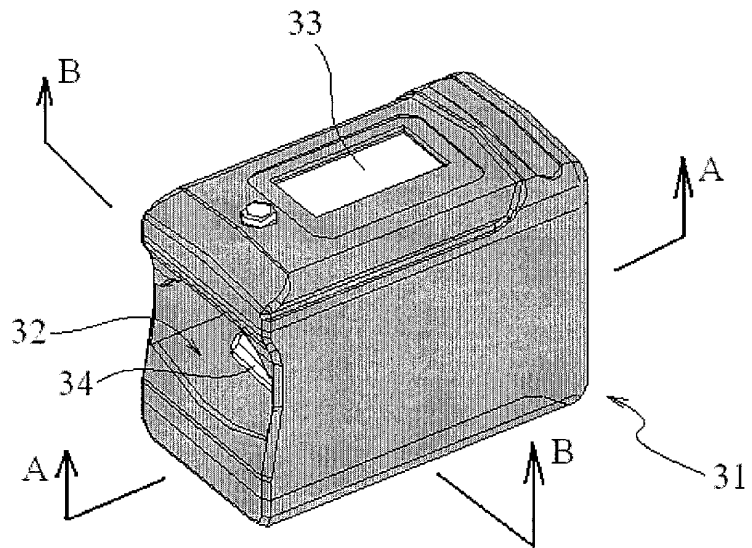


Fig.3A

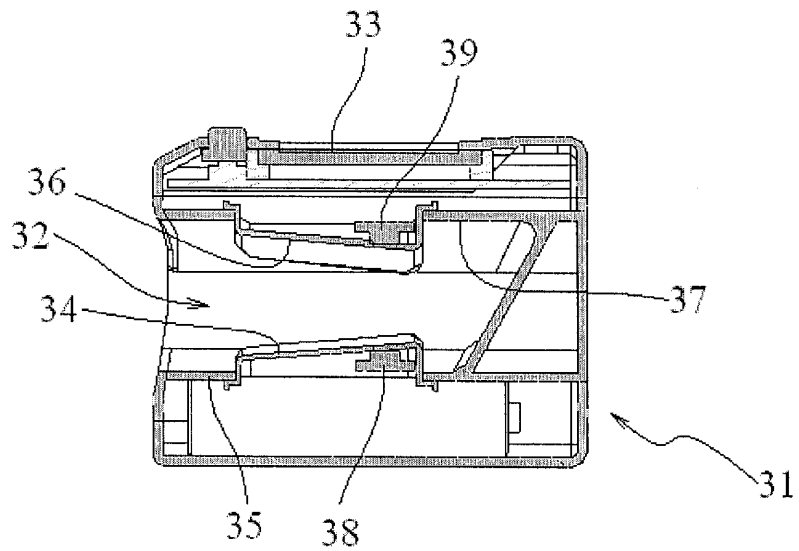


Fig.3B

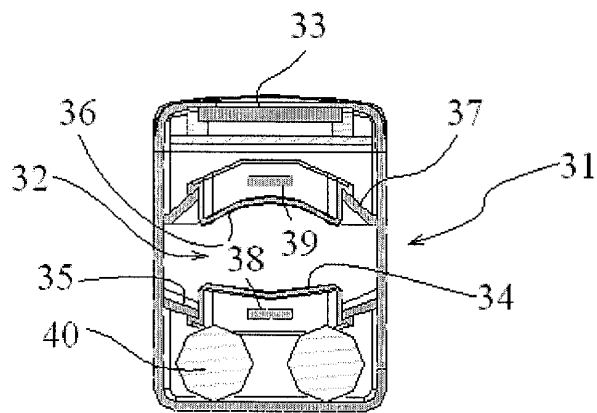


Fig.3C

REFERENCES CITED IN THE DESCRIPTION

This list of references cited by the applicant is for the reader's convenience only. It does not form part of the European patent document. Even though great care has been taken in compiling the references, errors or omissions cannot be excluded and the EPO disclaims all liability in this regard.

Patent documents cited in the description

- US 20060129039 A1 [0007]
- WO 9502358 A [0007]
- US 6571114 B1 [0007]
- US 20070123756 A1 [0007]
- WO 2006110488 A2 [0007]

专利名称(译)	软指套血氧测量装置		
公开(公告)号	EP2201891B1	公开(公告)日	2017-05-10
申请号	EP2008715148	申请日	2008-03-21
[标]申请(专利权)人(译)	北京超思电子技术有限责任公司		
申请(专利权)人(译)	北京选择电子科技有限公司		
当前申请(专利权)人(译)	北京思电子技术有限公司.		
[标]发明人	WANG WEIHU		
发明人	WANG, WEIHU		
IPC分类号	A61B5/1455 A61B5/00		
CPC分类号	A61B5/14552 A61B5/6826 A61B5/6838		
代理机构(译)	COHAUSZ & FLORACK		
其他公开文献	EP2201891A1 EP2201891A4		
外部链接	Espacenet		

摘要(译)

本发明公开了一种没有枢轴结构的软胶指套式血氧计，该软胶指套式血氧计（21）包括一个软胶指套（11），它可以随着手指轮廓的变化而紧密地缠绕在手指周围，并产生夹紧力分布在手指的夹紧部分上均匀地。在软胶指套（11）中设置发射电路板和接收电路板。血氧计（21）的软胶指套（11）被封闭，其可以屏蔽从侧面进入的光。

