

(19)



(11)

EP 2 959 833 A1

(12)

EUROPEAN PATENT APPLICATION
published in accordance with Art. 153(4) EPC

(43) Date of publication:

30.12.2015 Bulletin 2015/53

(51) Int Cl.:

A61B 5/087 (2006.01) A63B 23/18 (2006.01)

(21) Application number: **14753573.6**

(86) International application number:

PCT/ES2014/070126

(22) Date of filing: **20.02.2014**

(87) International publication number:

WO 2014/128331 (28.08.2014 Gazette 2014/35)

(84) Designated Contracting States:

AL AT BE BG CH CY CZ DE DK EE ES FI FR GB GR HR HU IE IS IT LI LT LU LV MC MK MT NL NO PL PT RO RS SE SI SK SM TR

Designated Extension States:

BA ME

• **CABRÉ MARTÍNEZ, Jordi**

E-08950 Esplugues de Llobregat (Barcelona) (ES)

• **DEL CAMPO GARCÍA RAMOS, Enrique**

E-08950 Esplugues de Llobregat (Barcelona) (ES)

• **FEBRER ROTGER, Anna**

E-08950 Esplugues de Llobregat (Barcelona) (ES)

• **ALONSO MERINO, Angel**

E-08950 Esplugues de Llobregat (Barcelona) (ES)

(30) Priority: **20.02.2013 ES 201330226 P**

(71) Applicant: **Hospital Sant Joan de Deu**

08950 Esplugues de Llobregat Barcelona (ES)

(74) Representative: **Carpintero Lopez, Francisco et al**

Herrero & Asociados, S.L.

Alcalá 35

28014 Madrid (ES)

(72) Inventors:

• **RODRÍGUEZ NIEVA, Natalia**

E-08950 Esplugues de Llobregat (Barcelona) (ES)

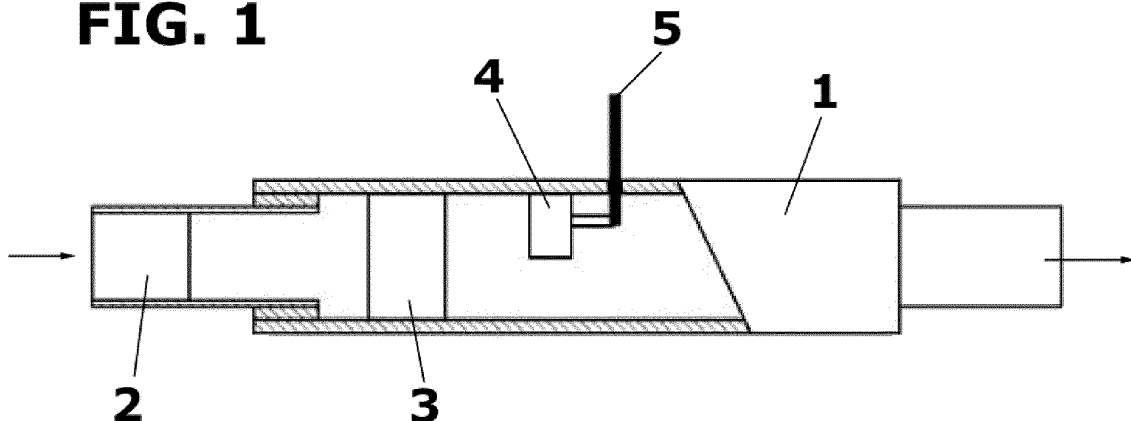
(54) **RESPIRATORY EXERCISING DEVICE AND METHOD**

(57) The respiratory exercise device comprises means for detecting the respiration of a person and it is characterized in that said means for detecting the respiration of a person comprises a turbine whistle (3) which generates a variable frequency sound as a function of the air flow which passes through the same and a microphone (4) which captures said variable frequency sound generated by the turbine whistle (3).

The method for respiratory exercise comprises the steps of obtaining data relating to the respiration of a person with the previous device, sending said data relating to the respiration to control means; and applying an algorithm to said data for calculating the values of the flows generated by the respiration.

It allows respiratory exercise to be carried out in a simple manner, even for children.

FIG. 1



EP 2 959 833 A1

Description

[0001] The present invention relates to a device and to a method for respiratory exercise which allows the measuring of the air flow and the monitoring of different exercises.

Background of the invention

[0002] Respiratory physiotherapy is indicated as a co-adjuvant treatment for many respiratory diseases with the following objectives: maintain the airways free from of secretions, achieve good mobility of the thoracic cavity and maintain good functioning of the respiratory muscles.

[0003] Respiratory processes, which are present with an increase of secretions, can cause bronchial obstruction if they are not mobilized with subsequent bacterial superinfection and possible pulmonary involvement.

[0004] Respiratory physiotherapy is composed of a series of respiratory exercises which achieve the objective of cleaning the airway, providing the arrival of air to all the possible spaces, mobilizing and expelling the secretions which had become stuck and facilitating such that the air can enter and exit from the airway without any problems. All of which is going to definitively lead to preventing or stopping a possible deterioration of the pulmonary function.

[0005] One of the principal problems which conventional respiratory physiotherapy for children poses is its difficulty in creating adherence in the form of a habit, due to the fact that the child ends up becoming tired of always practicing the same exercises.

[0006] Therefore, the need for a device is evident which allows for a child to utilize it as a game or for an adult to comfortably utilize it, the air flow being able to be readily detected and the need for a method which allows suitable monitoring.

[0007] In addition, devices are known which comprise a microphone which detect respiratory sounds during sleep, which are subsequently analyzed in order to detect possible sleep disruptions. However, these currently known devices are only geared to detect sleep disruptions, but not to be used as respiratory exercise, in particular in children.

Description of the invention

[0008] Using the device and the method of the invention, the drawbacks cited can be solved, presenting other advantages which are described below.

[0009] According to a first aspect, the invention relates to a device for respiratory exercise, which comprises means for detecting the respiration of a person and is characterized in that said means for detecting the respiration of a person comprise a turbine whistle which generates a variable frequency sound as a function of the air flow which passes through the same, and a microphone which captures said variable frequency sound

generated by the turbine whistle.

[0010] Advantageously the respiratory exercise device of the present invention also comprises a filter associated with said microphone.

5 [0011] According to a preferred embodiment, the respiratory exercise device also comprises an adjustable valve inserted at one air inlet end.

[0012] Furthermore, advantageously, the said microphone comprises means for sending the data of the captured sound generated by the turbine whistle, said means being, for example an antenna, wireless means or a connector.

10 [0013] The respiratory exercise device of the present invention preferably comprises an elongated hollow body, the microphone being located outside of said body and said turbine whistle being located in the interior of said body.

15 [0014] According to a second aspect, the present invention also relates to a method for respiratory exercise, which is characterized in that it comprises the steps of:

- obtaining data relating to the respiration of a person with the previously indicated device;
- sending said data relating to the respiration to a computer; and
- 25 - applying an algorithm to said data to calculate the values of the flows generated by the respiration.

30 [0015] Advantageously the method for respiratory exercise also comprises the step of storing the values of the flow generated by the respiration for the monitoring thereof.

[0016] Preferably the method for respiratory exercise of the present invention also comprises the step of converting the values of the flows generated by the respiration into real-time moving images, for example into a video game suitable for respiratory exercise in children or in adults.

35 [0017] According to a preferred embodiment, in the application of said algorithm the zero-cross rate (ZCR) is calculated and a zero-cross rate conversion table is applied to the flow.

40 [0018] Using the device and the method of the present invention, respiratory exercise is achieved in a simple manner, even for children, using a simple device and a method which allows the monitoring on the part of a doctor and furthermore allows the respiratory exercise to be converted into a video game which incentivizes the use thereof in children and in adults.

50

Brief description of the drawings

[0019] For a better understanding of what has been stated, drawings are enclosed, in which, schematically and only as a non-limiting example, a practical exemplary embodiment is depicted:

Figure 1 is a sectional schematic lateral view of the

device of the present invention according to a first embodiment; and
 Figure 2 is a sectional schematic lateral view of the device of the present invention according to a second embodiment.

Description of a preferred embodiment

[0020] The respiratory exercise device of the present invention is formed by an elongated hollow body 1 which defines an air inlet end and an air outlet end and which comprises an adjustable valve 2 located at the air inlet end, a turbine whistle 3 and a microphone 4 as can be observed in figure 1, in a first embodiment.

[0021] A turbine whistle 3 is a whistle which generates a variable frequency sound as a function of the air flow which passes through the same such that the greater the flow that passes through, the greater the frequency.

[0022] Furthermore, the device of the present invention also comprises connection means for sending the data of the variable frequency sound generated by the turbine whistle 3. For example, said means are an antenna 5 connected to said microphone 4 which sends the data relating to the sound detected, such as the frequency, to a computer (not shown) or any suitable platform. In order to not cause turbulences, said microphone is associated with a filter 6.

[0023] It should be indicated that said connection means can also be any suitable means, such as wireless means (Wi-Fi, Bluetooth®, etc.) or any type of connector (mini-jack, USB, etc.).

[0024] In this way, when the user blows through the air inlet end, the air flow causes the whistle turbine 3 to generate a variable frequency sound which is captured by the microphone 4 which sends the data relating to said frequency to a computer or any suitable platform.

[0025] In figure 2 a second embodiment of the device of the present invention is depicted. It should be indicated that for reasons of simplicity, in figure 2, only the elements of the device inserted differently with respect to the first embodiment are shown.

[0026] In particular, the principal difference is the arrangement of the microphone 4 outside of said elongated hollow body 1 to prevent turbulences affecting said microphone.

[0027] According to a second aspect, the present invention also relates to a respiratory exercise method which comprises the following steps:

- when a user inhales or exhales into the previously indicated device, data relating to the respiration is generated, in particular frequency values;
- said device sends the frequency values to control means, such as a computer;
- in said control means, said frequency values pass through a conversion algorithm in which the zero-cross rate (ZCR) is detected and a zero-cross rate conversion table is applied to the flow, preferably in

l/m; and

- said information is stored for the subsequent monitoring thereof on the part of a doctor.

[0028] Furthermore, said method can also comprise an additional step of converting said information regarding the respiration flow into real-time moving images, for example a video game such that a child or an adult can play at the same time as carrying out the suitable respiratory exercises.

[0029] Even though reference is made to a specific embodiment of the invention, it is evident for a person skilled in the art that the device and the method described can have numerous variations and modifications and all the details mentioned can be substituted for other technical equivalents without extending beyond the scope of protection defined by the attached claims.

Claims

1. A respiratory exercise device comprising means for detecting the respiration of a person, **characterized in that** said means for detecting the respiration of a person comprises a turbine whistle (3) which generates a variable frequency sound as a function of the air flow which passes through the same and a microphone (4) which captures said variable frequency sound generated by the turbine whistle (3).
2. The respiratory exercise device according to claim 1, wherein it also comprises a filter (6) associated with said microphone (4).
3. The respiratory exercise device according to claim 1, wherein it also comprises an adjustable valve (2) inserted at an air inlet end of the device.
4. The respiratory exercise device according to claim 1, wherein it comprises an elongated hollow body (1), said microphone (4) being located outside of said body and said turbine whistle (3) being located in the interior of said body.
5. The respiratory exercise device according to claim 1, wherein said microphone (4) comprises connection means for sending the data of the variable frequency sound generated by the turbine whistle (3).
6. The respiratory exercise device according to claim 5, wherein said means for sending the data of the variable frequency sound generated by the turbine whistle (3) comprises an antenna (5), a wireless connection or a connector.
7. A method for respiratory exercise, **characterized in that** it comprises the steps of:

- obtaining data relating to the respiration of a person with the device according to any one of claims 1 to 6;
 - sending said data relating to the respiration to control means; and
 - applying an algorithm to said data for calculating the values of the flows generated by the respiration.
- 5
8. The method for respiratory exercise according to claim 7, wherein it also comprises the step of storing the values of the flows generated by the respiration for the monitoring thereof.
- 10
9. The method for respiratory exercise according to claim 7, wherein it also comprises the step of converting the values of the flows generated by the respiration into real-time moving images.
- 15
10. The method for respiratory exercise according to claim 7, wherein in the application of said algorithm the zero-cross rate is calculated and a zero-cross rate conversion table is applied to the flow.
- 20

25

30

35

40

45

50

55

FIG. 1

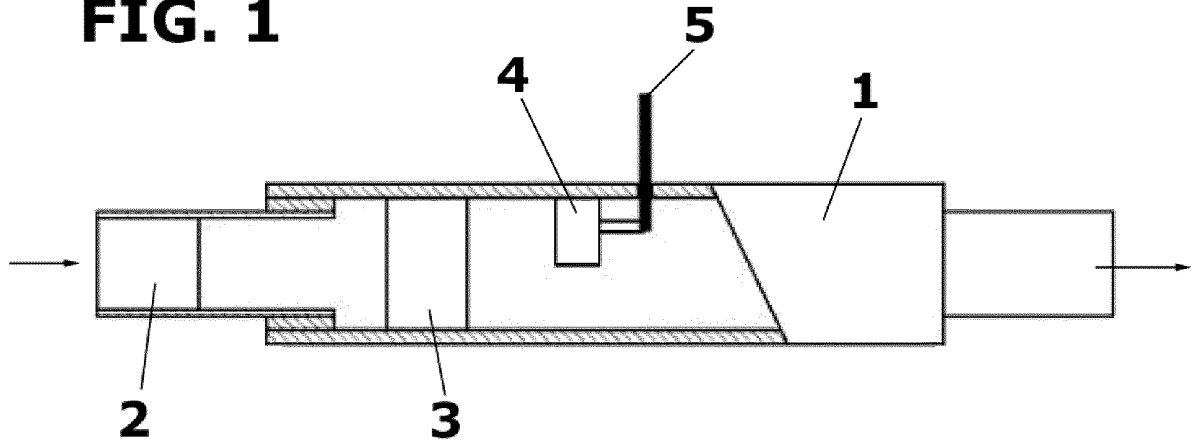
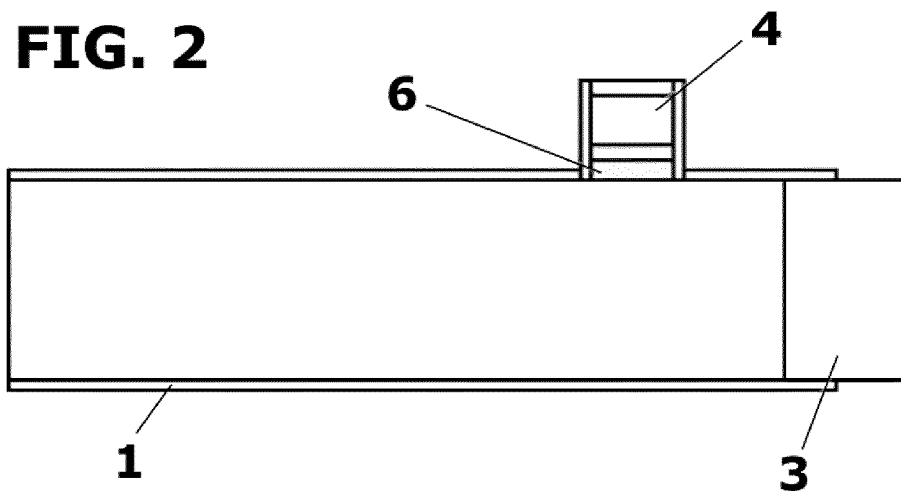


FIG. 2



INTERNATIONAL SEARCH REPORT

International application No.
PCT/ES2014/070126

5

A. CLASSIFICATION OF SUBJECT MATTER

A61B5/087 (2006.01)

A63B23/18 (2006.01)

According to International Patent Classification (IPC) or to both national classification and IPC

B. FIELDS SEARCHED

10

Minimum documentation searched (classification system followed by classification symbols)

A61B, A63B

Documentation searched other than minimum documentation to the extent that such documents are included in the fields searched

15

Electronic data base consulted during the international search (name of data base and, where practicable, search terms used)

EPODOC, INVENES, WPI, PAJ.

C. DOCUMENTS CONSIDERED TO BE RELEVANT

20

| Category* | Citation of document, with indication, where appropriate, of the relevant passages | Relevant to claim No. |
|-----------|---|-----------------------|
| X | WO 2012038903 A2 (GONNEN et al.) 29/03/2012, page 6, line 30 - page 14, line 24; figures. | 1, 4-10 |
| X | ES 2081101 T3 (ISORAW SA) 16/02/1996, columnas 1-8; figures. | 1-7 |
| X | WO 2012047792 A2 (UNIV. ARIZONA et al.) 12/04/2012, paragraphs [15-22]; [39-48]; figures, 1, 4, 5, 7. | 1, 4-7 |
| X | JP H0814958 A (TOKYO GAS CO LTD) 19/01/1996, abstract; figures. | 1-2, 4-6 |
| X | EP 2283773 A1 (KONINKL PHILIPS ELECTRONICS NV) 16/02/2011, paragraphs [53-65]; figures. | 1-6 |

35

 Further documents are listed in the continuation of Box C. See patent family annex.

40

* Special categories of cited documents:

"A" document defining the general state of the art which is not considered to be of particular relevance.

"E" earlier document but published on or after the international filing date

"L" document which may throw doubts on priority claim(s) or which is cited to establish the publication date of another citation or other special reason (as specified)

"O" document referring to an oral disclosure use, exhibition, or other means.

"P" document published prior to the international filing date but later than the priority date claimed

"T" later document published after the international filing date or priority date and not in conflict with the application but cited to understand the principle or theory underlying the invention

"X" document of particular relevance; the claimed invention cannot be considered novel or cannot be considered to involve an inventive step when the document is taken alone

"Y" document of particular relevance; the claimed invention cannot be considered to involve an inventive step when the document is combined with one or more other documents, such combination being obvious to a person skilled in the art

"&" document member of the same patent family

45

50

Date of the actual completion of the international search

28/04/2014

Date of mailing of the international search report

(29/04/2014)

Name and mailing address of the ISA/

OFICINA ESPAÑOLA DE PATENTES Y MARCAS

Paseo de la Castellana, 75 - 28071 Madrid (España)

Facsimile No.: 91 349 53 04

Authorized officer

J. Cuadrado Prados

Telephone No. 91 3495522

55

Form PCT/ISA/210 (second sheet) (July 2009)

INTERNATIONAL SEARCH REPORT

International application No.
PCT/ES2014/070126

5
10
15
20
25
30
35
40
45
50
55

| C (continuation). DOCUMENTS CONSIDERED TO BE RELEVANT | | |
|---|--|-----------------------|
| Category * | Citation of documents, with indication, where appropriate, of the relevant passages | Relevant to claim No. |
| X | US 2012203128 A1 (LEVISON JEFFREY ALEXANDER et al.) 09/08/2012, paragraphs [9]; [51-53]; figures 1-3b. | 1-2, 4-6 |
| A | US 2012075462 A1 (SONY COMPUTER ENTERTAINMENT INC.) 29/03/2012, paragraphs [29]; [36-40]; [43-45]; [50-52]; [57]; figures. | 7-10 |

INTERNATIONAL SEARCH REPORT

International application No.
PCT/ES2014/070126

Information on patent family members

5
10
15
20
25
30
35
40
45
50
55

| Patent document cited in the search report | Publication date | Patent family member(s) | Publication date |
|--|------------------|---|--|
| WO2012038903 A2 | 29.03.2012 | US2013190641 A1 | 25.07.2013 |
| ----- | ----- | ----- | ----- |
| ES2081101T T3 | 16.02.1996 | US5357975 A JPH05505969 A EP0527216 A1 EP0527216 B1 DE69205915T T2 WO9215246 A1 AU1276292 A AT129871T T | 25.10.1994 02.09.1993 17.02.1993 08.11.1995 20.06.1996 17.09.1992 06.10.1992 15.11.1995 |
| ----- | ----- | ----- | ----- |
| WO2012047792 A2 | 12.04.2012 | US2013239655 A1 | 19.09.2013 |
| ----- | ----- | ----- | ----- |
| JPH0814958 A | 19.01.1996 | JP3215575B B2 | 09.10.2001 |
| ----- | ----- | ----- | ----- |
| EP2283773 A1 | 16.02.2011 | NONE | |
| ----- | ----- | ----- | ----- |
| US2012203128 A1 | 09.08.2012 | NONE | |
| ----- | ----- | ----- | ----- |
| US2012075462 A1 | 29.03.2012 | JP2013545163 A CN103500008 A EP2606638 A1 CN103141080 A WO2012040114 A1 WO2012039836 A1 US2012075463 A1 US8638364 B2 | 19.12.2013 08.01.2014 26.06.2013 05.06.2013 29.03.2012 29.03.2012 29.03.2012 28.01.2014 |
| ----- | ----- | ----- | ----- |

| | | | |
|----------------|---|---------|------------|
| 专利名称(译) | 呼吸运动装置和方法 | | |
| 公开(公告)号 | EP2959833A1 | 公开(公告)日 | 2015-12-30 |
| 申请号 | EP2014753573 | 申请日 | 2014-02-20 |
| [标]申请(专利权)人(译) | 医院圣胡安DE申 | | |
| 申请(专利权)人(译) | 医院圣胡安DE申 | | |
| 当前申请(专利权)人(译) | 医院圣胡安DE申 | | |
| [标]发明人 | ROIGUEZ NIEVA NATALIA CABRE MARTINEZ JORDI DEL CAMPO GARCIA RAMOS ENRIQUE FEBRER ROTGER ANNA ALONSO MERINO ANGEL | | |
| 发明人 | RODRÍGUEZ NIEVA, NATALIA CABRÉ MARTÍNEZ, JORDI DEL CAMPO GARCÍA RAMOS, ENRIQUE FEBRER ROTGER, ANNA ALONSO MERINO, ANGEL | | |
| IPC分类号 | A61B5/087 A63B23/18 A61B5/00 A61B5/08 A61B5/09 A61B7/00 A61B7/04 A61M16/00 A61M16/20 | | |
| CPC分类号 | A61B5/4833 A61B5/0004 A61B5/0816 A61B5/087 A61B5/09 A61B5/6896 A61B5/742 A61B7/003 A61B7/04 A61B2503/06 A61B2505/09 A61M16/0003 A61M16/201 A61M2205/59 A63B23/18 | | |
| 优先权 | 2013030226 2013-02-20 ES | | |
| 其他公开文献 | EP2959833B1 EP2959833A4 | | |
| 外部链接 | Espacenet | | |

摘要(译)

呼吸训练装置包括用于检测人的呼吸的装置，其特征在于，所述用于检测人的呼吸的装置包括涡轮哨子（3），其根据通过的气流产生可变频率的声音。通过它和麦克风（4）捕获由涡轮机哨子（3）产生的所述可变频率声音。呼吸运动的方法包括以下步骤：利用先前装置获得与人的呼吸有关的数据，将与呼吸有关的所述数据发送到控制装置；并且将算法应用于所述数据以计算由呼吸产生的流的值。它允许以简单的方式进行呼吸运动，即使对于儿童也是如此。

