



(11) **EP 2 849 240 A2**

(12) **EUROPEAN PATENT APPLICATION**

(43) Date of publication:  
**18.03.2015 Bulletin 2015/12**

(51) Int Cl.:  
**H01L 51/00** (2006.01) **H01L 51/50** (2006.01)  
**C07F 15/00** (2006.01) **C07D 403/04** (2006.01)  
**C07D 403/10** (2006.01) **C07D 471/04** (2006.01)

(21) Application number: **14181083.8**

(22) Date of filing: **14.08.2014**

(84) Designated Contracting States:  
**AL AT BE BG CH CY CZ DE DK EE ES FI FR GB GR HR HU IE IS IT LI LT LU LV MC MK MT NL NO PL PT RO RS SE SI SK SM TR**  
Designated Extension States:  
**BA ME**

- **Yamamoto, Hitoshi**  
Ewing, NJ 08618 (US)
- **Wang, Ting-Chih**  
Ewing, NJ 08618 (US)
- **Weaver, Michael S.**  
Ewing, NJ 08618 (US)
- **Xia, Chuanjun**  
Ewing, NJ 08618 (US)
- **Alleyene, Bert**  
Ewing, NJ 08618 (US)
- **Boudreault, Pierre-Luc T.**  
Ewing, NJ 08618 (US)
- **Dyatkin, Alexey Borisovich**  
Ewing, NJ 08618 (US)
- **Joseph, Scott**  
Ewing, NJ 08618 (US)

(30) Priority: **20.08.2013 US 201361867858 P**  
**06.09.2013 US 201361874444 P**  
**22.10.2013 US 201361894160 P**  
**24.12.2013 US 201361920544 P**  
**17.02.2014 US 201461940603 P**  
**15.04.2014 US 201414253505**

(71) Applicant: **Universal Display Corporation**  
Ewing, NJ 08618 (US)

(74) Representative: **Maiwald Patentanwalts GmbH**  
**Elisenhof**  
**Elisenstrasse 3**  
**80335 München (DE)**

(72) Inventors:  
• **Adamovich, Vadim**  
Ewing, NJ 08618 (US)

(54) **Organic electroluminescent materials and devices cross-reference to related applications**

(57) A composition formed of a mixture of two compounds having similar thermal evaporation properties that are pre-mixed into an evaporation source that can be used to co-evaporate the two compounds into an emission layer in OLEDs via vacuum thermal evaporation process is disclosed.

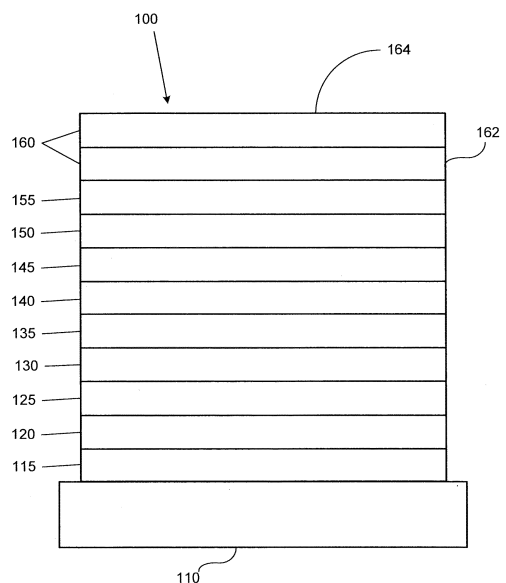


FIG. 1

**EP 2 849 240 A2**

**Description**

## CROSS-REFERENCE TO RELATED APPLICATIONS

5 **[0001]** This application claims priority under 35 U.S.C. § 119(e) to U.S. Provisional Applications No. 61/940,603, filed on February 17, 2014, No. 61/920,544, filed on December 24, 2013, No. 61/894,160, filed on October 22, 2013, No. 61/874,444, filed on September 06, 2013, and No. 61/867,858, filed on August 20, 2013, the entire contents of which are incorporated herein by reference.

## 10 PARTIES TO A JOINT RESEARCH AGREEMENT

**[0002]** The claimed invention was made by, on behalf of, and/or in connection with one or more of the following parties to a joint university corporation research agreement: Regents of the University of Michigan, Princeton University, University of Southern California, and the Universal Display Corporation. The agreement was in effect on and before the date the claimed invention was made, and the claimed invention was made as a result of activities undertaken within the scope of the agreement.

## FIELD OF THE INVENTION

20 **[0003]** The present invention relates to organic light emitting devices (OLEDs), and more specifically to organic materials used in such devices. More specifically, the present invention relates to novel premixedhost systems for phosphorescent OLEDs. At least one emitter and at least another material can be mixed and co-evaporated from one sublimation crucible in a vacuum thermal evaporation (VTE) process and achieve stable evaporation.

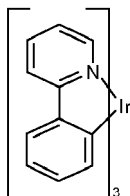
## 25 BACKGROUND

**[0004]** Opto-electronic devices that make use of organic materials are becoming increasingly desirable for a number of reasons. Many of the materials used to make such devices are relatively inexpensive, so organic opto-electronic devices have the potential for cost advantages over inorganic devices. In addition, the inherent properties of organic materials, such as their flexibility, may make them well suited for particular applications such as fabrication on a flexible substrate. Examples of organic opto-electronic devices include organic light emitting devices (OLEDs), organic phototransistors, organic photovoltaic cells, and organic photodetectors. For OLEDs, the organic materials may have performance advantages over conventional materials. For example, the wavelength at which an organic emissive layer emits light may generally be readily tuned with appropriate dopants.

35 **[0005]** OLEDs make use of thin organic films that emit light when voltage is applied across the device. OLEDs are becoming an increasingly interesting technology for use in applications such as flat panel displays, illumination, and backlighting. Several OLED materials and configurations are described in U.S. Pat. Nos. 5,844,363, 6,303,238, and 5,707,745, which are incorporated herein by reference in their entirety.

40 **[0006]** One application for phosphorescent emissive molecules is a full color display. Industry standards for such a display call for pixels adapted to emit particular colors, referred to as "saturated" colors. In particular, these standards call for saturated red, green, and blue pixels. Color may be measured using CIE coordinates, which are well known to the art.

**[0007]** One example of a green emissive molecule is tris(2-phenylpyridine) iridium, denoted Ir(ppy)<sub>3</sub>, which has the following structure:



55 **[0008]** In this, and later figures herein, we depict the dative bond from nitrogen to metal (here, Ir) as a straight line.

**[0009]** As used herein, the term "organic" includes polymeric materials as well as small molecule organic materials that may be used to fabricate organic opto-electronic devices. "Small molecule" refers to any organic material that is not a polymer, and "small molecules" may actually be quite large. Small molecules may include repeat units in some circumstances. For example, using a long chain alkyl group as a substituent does not remove a molecule from the "small

molecule" class. Small molecules may also be incorporated into polymers, for example as a pendent group on a polymer backbone or as a part of the backbone. Small molecules may also serve as the core moiety of a dendrimer, which consists of a series of chemical shells built on the core moiety. The core moiety of a dendrimer may be a fluorescent or phosphorescent small molecule emitter. A dendrimer may be a "small molecule," and it is believed that all dendrimers currently used in the field of OLEDs are small molecules.

**[0010]** As used herein, "top" means furthest away from the substrate, while "bottom" means closest to the substrate. Where a first layer is described as "disposed over" a second layer, the first layer is disposed further away from substrate. There may be other layers between the first and second layer, unless it is specified that the first layer is "in contact with" the second layer. For example, a cathode may be described as "disposed over" an anode, even though there are various organic layers in between.

**[0011]** As used herein, "solution processible" means capable of being dissolved, dispersed, or transported in and/or deposited from a liquid medium, either in solution or suspension form.

**[0012]** A ligand may be referred to as "photoactive" when it is believed that the ligand directly contributes to the photoactive properties of an emissive material. A ligand may be referred to as "ancillary" when it is believed that the ligand does not contribute to the photoactive properties of an emissive material, although an ancillary ligand may alter the properties of a photoactive ligand.

**[0013]** As used herein, and as would be generally understood by one skilled in the art, a first "Highest Occupied Molecular Orbital" (HOMO) or "Lowest Unoccupied Molecular Orbital" (LUMO) energy level is "greater than" or "higher than" a second HOMO or LUMO energy level if the first energy level is closer to the vacuum energy level. Since ionization potentials (IP) are measured as a negative energy relative to a vacuum level, a higher HOMO energy level corresponds to an IP having a smaller absolute value (an IP that is less negative). Similarly, a higher LUMO energy level corresponds to an electron affinity (EA) having a smaller absolute value (an EA that is less negative). On a conventional energy level diagram, with the vacuum level at the top, the LUMO energy level of a material is higher than the HOMO energy level of the same material. A "higher" HOMO or LUMO energy level appears closer to the top of such a diagram than a "lower" HOMO or LUMO energy level.

**[0014]** As used herein, and as would be generally understood by one skilled in the art, a first work function is "greater than" or "higher than" a second work function if the first work function has a higher absolute value. Because work functions are generally measured as negative numbers relative to vacuum level, this means that a "higher" work function is more negative. On a conventional energy level diagram, with the vacuum level at the top, a "higher" work function is illustrated as further away from the vacuum level in the downward direction. Thus, the definitions of HOMO and LUMO energy levels follow a different convention than work functions.

**[0015]** More details on OLEDs, and the definitions described above, can be found in US Pat. No. 7,279,704, which is incorporated herein by reference in its entirety.

## SUMMARY OF THE INVENTION

**[0016]** The present disclosure provides a novel composition comprising a mixture of a first compound and a second compound, wherein the first compound has different chemical structure than the second compound; wherein the first compound is capable of functioning as a phosphorescent emitter in an organic light emitting device at room temperature. The first compound can have an evaporation temperature T1 of 150 to 350 °C. The second compound can have an evaporation temperature T2 of 150 to 350 °C. In order to form the inventive composition comprising a mixture of the first compound and the second compound, the absolute value of T1-T2, the difference between T1 and T2, should be less than 20 °C. The first compound has a concentration C1 in the mixture and a concentration C2 in a film formed by evaporating the mixture in a vacuum deposition tool at a constant pressure between  $1 \times 10^{-6}$  Torr to  $1 \times 10^{-9}$  Torr, at a  $2 \text{ \AA}/\text{sec}$  deposition rate on a surface positioned at a predetermined distance away from the mixture being evaporated, and wherein the absolute value of  $(C1-C2)/C1$  is less than 5%.

**[0017]** According to an embodiment of the present disclosure, a first device comprising a first organic light emitting device, the first organic light emitting device comprising: an anode; a cathode; and an organic layer, disposed between the anode and the cathode, comprising a first composition further comprising a mixture of a first compound and a second compound, wherein the first compound has different chemical structure than the second compound; wherein the first compound is capable of functioning as a phosphorescent emitter in an organic light emitting device at room temperature; wherein the first compound has an evaporation temperature T1 of 150 to 350 °C; wherein the second compound has an evaporation temperature T2 of 150 to 350 °C; wherein the absolute value of T1-T2 is less than 20 °C; wherein the first compound has a concentration C1 in said mixture, a concentration C2 in a film formed by evaporating the mixture in a vacuum deposition tool at a constant pressure between  $1 \times 10^{-6}$  Torr to  $1 \times 10^{-9}$  Torr, at a  $2 \text{ \AA}/\text{sec}$  deposition rate on a surface positioned at a predetermined distance away from the mixture being evaporated; and wherein the

absolute value of  $(C1-C2)/C1$  is less than 5%.

**[0018]** According to an embodiment of the present disclosure, a method of fabricating an organic light emitting device comprising a first electrode, a second electrode, and a first organic layer disposed between the first electrode and the second electrode, wherein the first organic layer comprises a first organic composition further comprising a mixture of a first compound and a second compound, is disclosed. The method comprises:

providing a substrate having the first electrode disposed thereon;  
 depositing the first composition over the first electrode; and  
 depositing the second electrode over the first organic layer, wherein the first compound has different chemical structure than the second compound;  
 wherein the first compound is capable of functioning as a phosphorescent emitter in an organic light emitting device at room temperature;  
 wherein the first compound has an evaporation temperature T1 of 150 to 350 °C;  
 wherein the second compound has an evaporation temperature T2 of 150 to 350 °C;  
 wherein the absolute value of T1-T2 is less than 20 °C;  
 wherein the first compound has a concentration C1 in said mixture, and a concentration C2 in a film formed by evaporating the mixture in a vacuum deposition tool at a constant pressure between  $1 \times 10^{-6}$  Torr to  $1 \times 10^{-9}$  Torr, at a  $2 \text{ \AA}/\text{sec}$  deposition rate on a surface positioned at a predefined distance away from the mixture being evaporate; and wherein the absolute value of  $(C1-C2)/C1$  is less than 5%.

#### BRIEF DESCRIPTION OF THE DRAWINGS

##### **[0019]**

FIG. 1 shows an organic light emitting device that can incorporate the inventive host material disclosed herein.

FIG. 2 shows an inverted organic light emitting device that can incorporate the inventive host material disclosed herein.

FIGS. 3(a)-3(c) show examples of white OLEDs in top emission, bottom emission and transparent OLEDs (TOLED) configurations.

FIGS. 4(a)-4(d) show examples of blue -yellow white OLED structures.

FIGS. 5(a)-5(g) show examples of two-unit white stacked OLED structures.

FIGS. 6(a)-6(c) show examples of white stacked OLED structures having three or more units.

#### DETAILED DESCRIPTION

**[0020]** Generally, an OLED comprises at least one organic layer disposed between and electrically connected to an anode and a cathode. When a current is applied, the anode injects holes and the cathode injects electrons into the organic layer(s). The injected holes and electrons each migrate toward the oppositely charged electrode. When an electron and hole localize on the same molecule, an "exciton," which is a localized electron-hole pair having an excited energy state, is formed. Light is emitted when the exciton relaxes via a photoemissive mechanism. In some cases, the exciton may be localized on an excimer or an exciplex. Non-radiative mechanisms, such as thermal relaxation, may also occur, but are generally considered undesirable.

**[0021]** The initial OLEDs used emissive molecules that emitted light from their singlet states ("fluorescence") as disclosed, for example, in U.S. Pat. No. 4,769,292, which is incorporated by reference in its entirety. Fluorescent emission generally occurs in a time frame of less than 10 nanoseconds.

**[0022]** More recently, OLEDs having emissive materials that emit light from triplet states ("phosphorescence") have been demonstrated. Baldo et al., "Highly Efficient Phosphorescent Emission from Organic Electroluminescent Devices," Nature, vol. 395, 151-154, 1998; ("Baldo-I") and Baldo et al., "Very high-efficiency green organic light-emitting devices based on electrophosphorescence," Appl. Phys. Lett., vol. 75, No. 3, 4-6 (1999) ("Baldo-II"), which are incorporated by reference in their entireties. Phosphorescence is described in more detail in US Pat. No. 7,279,704 at cols. 5-6, which are incorporated by reference.

**[0023]** FIG. 1 shows an organic light emitting device 100. The figures are not necessarily drawn to scale. Device 100 may include a substrate 110, an anode 115, a hole injection layer 120, a hole transport layer 125, an electron blocking

layer 130, an emissive layer 135, a hole blocking layer 140, an electron transport layer 145, an electron injection layer 150, a protective layer 155, a cathode 160, and a barrier layer 170. Cathode 160 is a compound cathode having a first conductive layer 162 and a second conductive layer 164. Device 100 may be fabricated by depositing the layers described, in order. The properties and functions of these various layers, as well as example materials, are described in more detail

5 in US 7,279,704 at cols. 6-10, which are incorporated by reference.

**[0024]** More examples for each of these layers are available. For example, a flexible and transparent substrate-anode combination is disclosed in U.S. Pat. No. 5,844,363, which is incorporated by reference in its entirety. An example of a p-doped hole transport layer is m-MTDATA doped with F<sub>4</sub>-TCNQ at a molar ratio of 50:1, as disclosed in U.S. Patent Application Publication No. 2003/0230980, which is incorporated by reference in its entirety. Examples of host materials

10 are disclosed in U.S. Pat. No. 6,303,238 to Thompson et al., which is incorporated by reference in its entirety. An example of an n-doped electron transport layer is BPhen doped with Li at a molar ratio of 1:1, as disclosed in U.S. Patent Application Publication No. 2003/0230980, which is incorporated by reference in its entirety. U.S. Pat. Nos. 5,703,436 and 5,707,745, which are incorporated by reference in their entireties, disclose examples of cathodes including compound cathodes having a thin layer of metal such as Mg:Ag with an overlying transparent, electrically-conductive, sputter-deposited ITO layer. The theory and use of blocking layers is described in more detail in U.S. Pat. No. 6,097,147 and U.S. Patent Application Publication No. 2003/0230980, which are incorporated by reference in their entireties. Examples of injection layers are provided in U.S. Patent Application Publication No. 2004/0174116, which is incorporated by reference in its entirety. A description of protective layers may be found in U.S. Patent Application Publication No. 2004/0174116, which is incorporated by reference in its entirety.

20 **[0025]** FIG. 2 shows an inverted OLED 200. The device includes a substrate 210, a cathode 215, an emissive layer 220, a hole transport layer 225, and an anode 230. Device 200 may be fabricated by depositing the layers described, in order. Because the most common OLED configuration has a cathode disposed over the anode, and device 200 has cathode 215 disposed under anode 230, device 200 may be referred to as an "inverted" OLED. Materials similar to those described with respect to device 100 may be used in the corresponding layers of device 200. FIG. 2 provides one

25 example of how some layers may be omitted from the structure of device 100.

**[0026]** The simple layered structure illustrated in FIGS. 1 and 2 is provided by way of non-limiting example, and it is understood that embodiments of the invention may be used in connection with a wide variety of other structures. The specific materials and structures described are exemplary in nature, and other materials and structures may be used. Functional OLEDs may be achieved by combining the various layers described in different ways, or layers may be

30 omitted entirely, based on design, performance, and cost factors. Other layers not specifically described may also be included. Materials other than those specifically described may be used. Although many of the examples provided herein describe various layers as comprising a single material, it is understood that combinations of materials, such as a mixture of host and dopant, or more generally a mixture, may be used. Also, the layers may have various sublayers. The names given to the various layers herein are not intended to be strictly limiting. For example, in device 200, hole transport layer 225 transports holes and injects holes into emissive layer 220, and may be described as a hole transport layer or a hole injection layer. In one embodiment, an OLED may be described as having an "organic layer" disposed between a cathode and an anode. This organic layer may comprise a single layer, or may further comprise multiple layers of different organic materials as described, for example, with respect to FIGS. 1 and 2.

**[0027]** Structures and materials not specifically described may also be used, such as OLEDs comprised of polymeric materials (PLEDs) such as disclosed in U.S. Pat. No. 5,247,190 to Friend et al., which is incorporated by reference in its entirety. By way of further example, OLEDs having a single organic layer may be used. OLEDs may be stacked, for example as described in U.S. Pat. No. 5,707,745 to Forrest et al., which is incorporated by reference in its entirety. The OLED structure may deviate from the simple layered structure illustrated in FIGS. 1 and 2. For example, the substrate may include an angled reflective surface to improve out-coupling, such as a mesa structure as described in U.S. Pat. No. 6,091,195 to Forrest et al., and/or a pit structure as described in U.S. Pat. No. 5,834,893 to Bulovic et al., which are incorporated by reference in their entireties.

**[0028]** Unless otherwise specified, any of the layers of the various embodiments may be deposited by any suitable method. For the organic layers, preferred methods include thermal evaporation, ink-jet, such as described in U.S. Pat. Nos. 6,013,982 and 6,087,196, which are incorporated by reference in their entireties, organic vapor phase deposition (OVPD), such as described in U.S. Pat. No. 6,337,102 to Forrest et al., which is incorporated by reference in its entirety, and deposition by organic vapor jet printing (OVJP), such as described in U.S. Pat. No. 7,431,968, which is incorporated by reference in its entirety. Other suitable deposition methods include spin coating and other solution based processes. Solution based processes are preferably carried out in nitrogen or an inert atmosphere. For the other layers, preferred methods include thermal evaporation. Preferred patterning methods include deposition through a mask, cold welding such as described in U.S. Pat. Nos. 6,294,398 and 6,468,819, which are incorporated by reference in their entireties, and patterning associated with some of the deposition methods such as ink-jet and OVJD. Other methods may also be used. The materials to be deposited may be modified to make them compatible with a particular deposition method. For example, substituents such as alkyl and aryl groups, branched or unbranched, and preferably containing at least 3

carbons, may be used in small molecules to enhance their ability to undergo solution processing. Substituents having 20 carbons or more may be used, and 3-20 carbons is a preferred range. Materials with asymmetric structures may have better solution processibility than those having symmetric structures, because asymmetric materials may have a lower tendency to recrystallize. Dendrimer substituents may be used to enhance the ability of small molecules to undergo solution processing.

**[0029]** Devices fabricated in accordance with embodiments of the present invention may further optionally comprise a barrier layer. One purpose of the barrier layer is to protect the electrodes and organic layers from damaging exposure to harmful species in the environment including moisture, vapor and/or gases, etc. The barrier layer may be deposited over, under or next to a substrate, an electrode, or over any other parts of a device including an edge. The barrier layer may comprise a single layer, or multiple layers. The barrier layer may be formed by various known chemical vapor deposition techniques and may include compositions having a single phase as well as compositions having multiple phases. Any suitable material or combination of materials may be used for the barrier layer. The barrier layer may incorporate an inorganic or an organic compound or both. The preferred barrier layer comprises a mixture of a polymeric material and a non-polymeric material as described in U.S. Pat. No. 7,968,146, PCT Pat. Application Nos. PCT/US2007/023098 and PCT/US2009/042829, which are herein incorporated by reference in their entireties. To be considered a "mixture", the aforesaid polymeric and non-polymeric materials comprising the barrier layer should be deposited under the same reaction conditions and/or at the same time. The weight ratio of polymeric to non-polymeric material may be in the range of 95:5 to 5:95. The polymeric material and the non-polymeric material may be created from the same precursor material. In one example, the mixture of a polymeric material and a non-polymeric material consists essentially of polymeric silicon and inorganic silicon.

**[0030]** Devices fabricated in accordance with embodiments of the invention may be incorporated into a wide variety of consumer products, including flat panel displays, computer monitors, medical monitors, televisions, billboards, lights for interior or exterior illumination and/or signaling, heads up displays, fully transparent displays, flexible displays, laser printers, telephones, cell phones, personal digital assistants (PDAs), laptop computers, digital cameras, camcorders, viewfinders, micro-displays, 3-D displays, vehicles, a large area wall, theater or stadium screen, or a sign. Various control mechanisms may be used to control devices fabricated in accordance with the present invention, including passive matrix and active matrix. Many of the devices are intended for use in a temperature range comfortable to humans, such as 18 degrees C. to 30 degrees C., and more preferably at room temperature (20-25 degrees C), but could be used outside this temperature range, for example, from -40 degree C to + 80 degree C.

**[0031]** The materials and structures described herein may have applications in devices other than OLEDs. For example, other optoelectronic devices such as organic solar cells and organic photodetectors may employ the materials and structures. More generally, organic devices, such as organic transistors, may employ the materials and structures.

**[0032]** The term "halo" or "halogen" as used herein includes fluorine, chlorine, bromine, and iodine.

**[0033]** The term "alkyl" as used herein contemplates both straight and branched chain alkyl radicals. Preferred alkyl groups are those containing from one to fifteen carbon atoms and includes methyl, ethyl, propyl, isopropyl, butyl, isobutyl, tert-butyl, and the like. Additionally, the alkyl group may be optionally substituted.

**[0034]** The term "cycloalkyl" as used herein contemplates cyclic alkyl radicals. Preferred cycloalkyl groups are those containing 3 to 7 carbon atoms and includes cyclopropyl, cyclopentyl, cyclohexyl, and the like. Additionally, the cycloalkyl group may be optionally substituted.

**[0035]** The term "alkenyl" as used herein contemplates both straight and branched chain alkene radicals. Preferred alkenyl groups are those containing two to fifteen carbon atoms. Additionally, the alkenyl group may be optionally substituted.

**[0036]** The term "alkynyl" as used herein contemplates both straight and branched chain alkyne radicals. Preferred alkyl groups are those containing two to fifteen carbon atoms. Additionally, the alkynyl group may be optionally substituted.

**[0037]** The terms "aralkyl" or "arylalkyl" as used herein are used interchangeably and contemplate an alkyl group that has as a substituent an aromatic group. Additionally, the aralkyl group may be optionally substituted.

**[0038]** The term "heterocyclic group" as used herein contemplates aromatic and non-aromatic cyclic radicals. Hetero-aromatic cyclic radicals also refer to heteroaryl. Preferred hetero-non-aromatic cyclic groups are those containing 3 or 7 ring atoms which includes at least one hetero atom, and includes cyclic amines such as morpholino, piperidino, pyrrolidino, and the like, and cyclic ethers, such as tetrahydrofuran, tetrahydropyran, and the like. Additionally, the heterocyclic group may be optionally substituted.

**[0039]** The term "aryl" or "aromatic group" as used herein contemplates single-ring groups and polycyclic ring systems. The polycyclic rings may have two or more rings in which two carbons are common to two adjoining rings (the rings are "fused") wherein at least one of the rings is aromatic, e.g., the other rings can be cycloalkyls, cycloalkenyls, aryl, heterocycles, and/or heteroaryls. Additionally, the aryl group may be optionally substituted.

**[0040]** The term "heteroaryl" as used herein contemplates single-ring hetero-aromatic groups that may include from one to three heteroatoms, for example, pyrrole, furan, thiophene, imidazole, oxazole, thiazole, triazole, pyrazole, pyridine, pyrazine and pyrimidine, and the like. The term heteroaryl also includes polycyclic hetero-aromatic systems having two

or more rings in which two atoms are common to two adjoining rings (the rings are "fused") wherein at least one of the rings is a heteroaryl, e.g., the other rings can be cycloalkyls, cycloalkenyls, aryl, heterocycles, and/or heteroaryls. Additionally, the heteroaryl group may be optionally substituted.

5 [0041] The alkyl, cycloalkyl, alkenyl, alkynyl, aralkyl, heterocyclic group, aryl, and heteroaryl may be optionally substituted with one or more substituents selected from the group consisting of hydrogen, deuterium, halogen, alkyl, cycloalkyl, heteroalkyl, arylalkyl, alkoxy, aryloxy, amino, cyclic amino, silyl, alkenyl, cycloalkenyl, heteroalkenyl, alkynyl, aryl, heteroaryl, acyl, carbonyl, carboxylic acid, ether, ester, nitrile, isonitrile, sulfanyl, sulfinyl, sulfonyl, phosphino, and combinations thereof.

10 [0042] As used herein, "substituted" indicates that a substituent other than H is bonded to the relevant position, such as carbon. Thus, for example, where R<sup>1</sup> is mono-substituted, then one R<sup>1</sup> must be other than H. Similarly, where R<sup>1</sup> is di-substituted, then two of R<sup>1</sup> must be other than H. Similarly, where R<sup>1</sup> is unsubstituted, R<sup>1</sup> is hydrogen for all available positions.

15 [0043] The "aza" designation in the fragments described herein, i.e. aza-dibenzofuran, aza-dibenzonethiophene, etc. means that one or more of the C-H groups in the respective fragment can be replaced by a nitrogen atom, for example, and without any limitation, azatriphenylene encompasses both dibenzo[f,h]quinoxaline and dibenzo[f,h]quinoline. One of ordinary skill in the art can readily envision other nitrogen analogs of the aza-derivatives described above, and all such analogs are intended to be encompassed by the terms as set forth herein.

20 [0044] It is to be understood that when a molecular fragment is described as being a substituent or otherwise attached to another moiety, its name may be written as if it were a fragment (e.g. naphthyl, dibenzofuryl) or as if it were the whole molecule (e.g. naphthalene, dibenzofuran). As used herein, these different ways of designating a substituent or attached fragment are considered to be equivalent.

25 [0045] Often, the emissive layer (EML) of OLED devices exhibiting good lifetime and efficiency requires more than two components (e.g. 3 or 4 components). Fabricating such EMLs using vacuum thermal evaporation (VTE) process then requires evaporating 3 or 4 evaporation source materials in separate VTE sublimation crucibles, which is very complicated and costly compared to a standard two-component EML with a single host and an emitter, which requires only two evaporation sources.

30 [0046] Premixing two or more materials and evaporating them from one VTE sublimation crucible can reduce the complexity of the fabrication process. However, the co-evaporation must be stable and produce an evaporated film having a composition that remains constant through the evaporation process. Variations in the film's composition may adversely affect the device performance. In order to obtain a stable co-evaporation from a mixture of compounds under vacuum, one would assume that the materials must have the same evaporation temperature under the same condition. However, this may not be the only parameter one has to consider. When two compounds are mixed together, they may interact with each other and the evaporation property of the mixture may differ from their individual properties. On the other hand, materials with slightly different evaporation temperatures may form a stable co-evaporation mixture. Therefore, it is extremely difficult to achieve a stable co-evaporation mixture. So far, there have been very few stable co-evaporation mixture examples. "Evaporation temperature" of a material is measured in a vacuum deposition tool at a constant pressure, normally between 1x10<sup>-7</sup> Torr to 1x10<sup>-8</sup> Torr, at a 2Å/sec deposition rate on a surface positioned at a set distance away from the evaporation source of the material being evaporated, e.g. sublimation crucible in a VTE tool. The various measured values such as temperature, pressure, deposition rate, etc. disclosed herein are expected to have nominal variations because of the expected tolerances in the measurements that produced these quantitative values as understood by one of ordinary skill in the art.

35 [0047] Many factors other than temperature can contribute to the ability to achieve stable co-evaporation, such as the miscibility of the different materials and the phase transition temperatures of the different materials. The inventors found that when two materials have similar evaporation temperatures, and similar mass loss rate or similar vapor pressures, the two materials can co-evaporate consistently. "Mass loss rate" of a material is defined as the percentage of mass lost over time ("percentage/minute" or "%/min") and is determined by measuring the time it takes to lose the first 10% of the mass of a sample of the material as measured by thermal gravity analysis (TGA) under a given experimental condition at a given constant temperature for a given material after the a steady evaporation state is reached. The given constant temperature is one temperature point that is chosen so that the value of mass loss rate is between about 0.05 to 0.50 %/min. A skilled person in this field should appreciate that in order to compare two parameters, the experimental condition should be consistent. The method of measuring mass loss rate and vapor pressure is well known in the art and can be found, for example, in Bull. et al. Mater. Sci. 2011, 34, 7.

40 [0048] In the state of the art phosphorescent OLED devices, the EML may consist of three or more components. In one example, the EML can consist of two host-type compounds and an emitter combination (e.g. a hole transporting cohost (h-host), an electron transporting cohost (e-host), and a compound capable of functioning as a phosphorescent emitter in an OLED at room temperature). In another example, the EML can consist of one host-type compound and two emitter-type compounds (e.g., a host compound and two compounds each capable of functioning as a phosphorescent emitter in an OLED at room temperature). Conventionally, in order to fabricate such EMLs having three or more

components using VTE process, three or more evaporation sources are required, one for each of the components. Because the concentration of the components are important for the device performance, typically, the rate of deposition of each component is measured individually during the deposition process. This makes the VTE process complicated and costly. Thus, it is desired to premix at least two of the components of such EMLs to reduce the number of VTE evaporation sources.

**[0049]** As used herein, an "emitter-type compound" refers to a compound that is capable of functioning as a phosphorescent emitter in the EML of an OLED at room temperature. A "host-type compound" refers to a compound that is capable of functioning as a host material in the EML of an OLED at room temperature.

**[0050]** If any two of the three or more components of the EMLs can be premixed and form a stable mixture of co-evaporation source, then the number of evaporation sources required for EML layer fabrication would be reduced. In order for materials to be premixable into an evaporation source, they should co-evaporate and deposit uniformly without changing the ratio. The ratio of the components in the mixture should be the same as the ratio of the components in the evaporation deposited films from these premixed materials. Therefore, the concentration of the two components in the deposited film is controlled by their concentration in the premixed evaporation source.

**[0051]** The present disclosure describes a new class of emitters and another class of materials (such as host-type materials) which can be premixed to provide a VTE co-evaporation source that can be used for a stable co-evaporation of the two materials.

**[0052]** Maximizing the efficiency of a phosphorescent emitter in an OLED may involve narrowing the emission spectrum. This side effect of narrowed emission is not desirable in some applications, such as, when the emitter is used as part of a white emitting OLED. In applications such as for white emitting OLEDs, often a broad full width half maximum (FWHM) spectrum is preferred.

**[0053]** One possible approach to achieving both high efficiency and a broad FWHM spectrum is to incorporate two emitters within a device. This can be done by incorporating the emitters in separate EMLs or depositing two emitters into one layer. The inventors have discovered that by premixing two emitters that have similar thermal evaporation properties in a desired ratio and depositing the material by evaporation using a VTE process from one evaporation sublimation crucible containing the mixed composition source material, the manufacturing of OLEDs having an EML comprising the two emitters can be simplified.

**[0054]** The combination of premixed compounds described in this disclosure, where at least one of the compounds is an emitter-type compound, can be used for fine tuning device emission spectra for a specific spectral width without compromising the device efficiency. Premixing allows for a greater control of the ratio of the components of the EML layer thereby more accurately enabling the desired/resultant spectral shape than when evaporating the components of the EML layer from separate evaporation sources. This provides a more robust manufacturing process for OLEDs.

**[0055]** According to the present disclosure, the composition of the film deposited by VTE from a premixed emitter evaporation source material is determined in advance at the mixing stage. The composition of the premixed emitter evaporation source material is determined by the desired contribution of the two emitter-type compounds used. The ratio of the two emitter-type compounds in the composition of the premix may be between 1:1 to 200:1. Preferably, the ratio is between 1:1 to 50:1, more preferably between 1:1 and 20:1, more preferably between 1:1 to 5:1, and most preferably between 1:1 to 2:1.

## EXAMPLES

**[0056]** In a first example, a novel combination of two emitter-type compounds, Compound 20 and Compound 145, having very similar sublimation properties are premixed together, placed in a single deposition source and evaporated into a device EML with a variable ratio. For example, a mixture of these two emitters was deposited at  $0.2\text{\AA}/\text{s}$  for a film  $2000\text{\AA}$  thick. Material was then deposited onto a substrate at a deposition rate of  $1\text{\AA}/\text{s}$  to yield a film of  $70\text{nm}$  thick. The ratio of the two emitters in the premixture, as measured by weight prior to mixing, was 85% (Compound 20) to 15% (Compound 145). The composition of the premixture, as measured by high pressure liquid chromatography (HPLC), was 84.5% (Compound 20) to 15.5% (Compound 145). Because mixing can lead to non-uniformities within the total premixture, an error bar of 1% is given for the measured % of the premixture components when a small sample is analyzed by HPLC. The composition of the deposited film, as measured by HPLC, was 85.3% (Compound 20) to 14.7% (Compound 145). Therefore, the compositions of the premixture and deposited material are equivalent.

**[0057]** The novel two-compound mixture combinations disclosed herein can be used in making various white OLED configurations. For example, the two-compound mixture combinations disclosed herein can be used to make premixed emitter evaporation source materials that can be used in depositing broad yellow EML layers in blue-yellow white OLEDs.

**[0058]** Examples of the various configurations for such blue-yellow white OLEDs are illustrated in FIGS. 3(a) through 6(c). The layers "Y EML," "Y1 EML," and "Y2 EML" in the figures are the broad yellow EMLs and as well known in the art, the broad yellow EML layers often consist of two emitter-type compounds in order to achieve the desired emission spectrum required for producing white light in conjunction with the blue EML layers. The layers "Ph B EML," "F1B EML,"



"B EML," "B1 EML," and "B2 EML" in the figures are the blue EMLs.

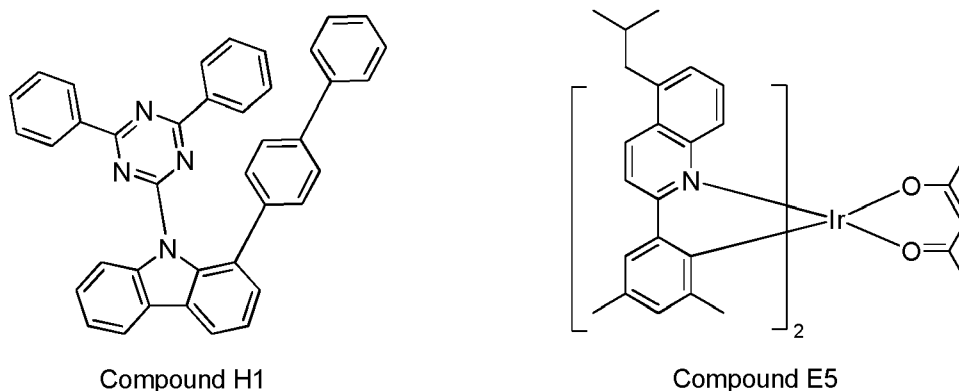
[0059] In these examples, the broad yellow EML layers are made of two emitter-type compounds to produce light in desired red-green, red-yellow, or yellow spectrum that when combined with the blue emission from the blue EML to produce white light emitting OLEDs. The premixed emitter evaporation source materials disclosed herein is useful for depositing these broad yellow EML layers by VTE process.

[0060] FIGS. 3(a) - 3(c) show basic configurations for blue-yellow white OLEDs. FIG. 3(a) shows an example of blue-yellow white OLEDs in a bottom emission configuration (anode is transparent). FIG. 3(b) shows an example of a blue-yellow white OLED in a transparent OLED configuration (both anode and cathode are transparent). FIG. 3(c) shows an example of a blue-yellow white OLED in a top emission configuration (cathode is transparent). The examples shown in FIGS. 4(a) - 6(c) are all shown in the bottom emission configuration but one skilled in the art would readily understand that the examples shown in FIGS. 4(a) - 6(c) are equally applicable to the top emission configuration and transparent OLED configurations.

[0061] FIGS. 4(a)-4(d) show examples of single-unit blue-yellow white OLED structures. FIGS. 5(a)-5(g) show examples of two-unit blue-yellow white stacked OLED structures. FIGS. 6(a)-6(c) show examples of three-unit blue-yellow white stacked OLED structures. One skilled in the art would readily understand that these stacked OLED configurations can be applied to embodiments having more than three light emitting units. In these figures, the following abbreviations are used: HIL - hole injection layer, HTL - hole transporter layer, EML - emissive layer, ETL - , electron transporter layer, EIL - electron injection layer, SL - separation layer, CGL - charge generation layer, Ph - phosphorescent, FI - fluorescent. In these configurations, HIL2 can be the same material as HIL1 or a different material, HTL3 can be the same material as HTL1 or a different material, HTL4 can be the same material as HTL2 or a different material, ETL3 can be the same material as ETL1 or a different material, and ETL4 can be the same material as ETL2 or a different material. B EML, B1 EML and B2 EML are blue EMLs and they can be either fluorescent or phosphorescent. B2 EML can be the same material as B1 EML or a different material. Y EML, Y1 EML, and Y2 EML are yellow EMLs and they can be either fluorescent or phosphorescent. Y2 EML can be the same material as Y1 EML or a different material.

[0062] In the white stacked OLED structures of FIGS. 6(a)-6(c), HIL2 can be the same material as HIL1 or a different material, HTL3 can be the same material as HTL1 or a different material, HTL4 can be the same material as HTL2 or a different material, ETL3 can be the same material as ETL1 or a different material, and ETL4 can be the same material as ETL2 or a different material. B EML1 and B EML2 represent blue EMLs and can be either fluorescent or phosphorescent. B EML1 can be the same material as B EML2 or a different material. Y EML represent yellow EML. The number of stacked units can be any number greater than or equal to 3. The number of blue and yellow EML units can be any number. The stacked units can be in any order, e.g. B/Y/B/Y or B/B/Y/Y, or B/Y/B/Y/B, etc., where B denotes blue and Y denotes broad yellow.

[0063] According to another aspect of the present disclosure, a second example of premixed emitter evaporation source is disclosed. The premixed mixture according to this second example, comprises one emitter-type compound, Compound E5, and one host compound, Compound H1. Compound H1 and Compound E5 demonstrated premixability, which means they can be premixed and codeposited from one evaporation source without changing the composition. Uniform coevaporation of host: emitter pair is desired for the consistency of the device performance fabricated from this premixed precursor. The structures of Compound H 1 and Compound E5 are shown below:



[0064] The premixability of Compound H1 and Compound E5 was tested by HPLC analysis of evaporated films. For this purpose the host Compound H1 (0.485 g) and emitter Compound E5 (0.015 g) were mixed and grinded to form 0.5 g of the mixture. The mixture was loaded into the evaporation source of the vacuum VTE chamber. The chamber was pumped down to  $10^{-7}$  Torr pressure. The premixed components were deposited at rate  $2 \text{ \AA/s}$  onto glass substrates. The substrates were replaced continuously after deposition of  $1100 \text{ \AA}$  of film without stopping the deposition and cooling the

source. The premixed material was evaporated until depletion.

[0065] The deposit films were analyzed by HPLC (HPLC Conditions C18, 80-100 (CH<sub>3</sub>CN concentration in CH<sub>3</sub>CN and H<sub>2</sub>O), 30 min, detected wavelength 254 nm) and results are shown in Table 1 below. The composition of the host Compound H1 and emitter Compound E5 did not change significantly from Plate 1 to Plate 3. Each of the sample substrates are labeled Plate 1, Plate 2, and Plate 3. Some fluctuations in the concentration do not reveal any trend and can be explained by the accuracy of HPLC analysis.

Table 1: HPLC composition (%) of sequentially deposited films from a premixed host: emitter pair (host Compound H1 and emitter Compound E5) evaporation source.

Films (1100Å)	H1	E5
Plate #	[%]	[%]
1	98.0	2.0
2	98.1	1.9
3	97.8	2.2

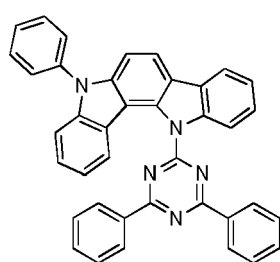
[0066] This data shows that host Compound H1 and emitter Compound E5 and potentially the other hosts and emitters from these families can be premixed to be used as single evaporation sources for an EML or part of the EML for PHOLEDs.

[0067] Examples of other possible premixed host:emitter pairs are provided in Table 2 below.

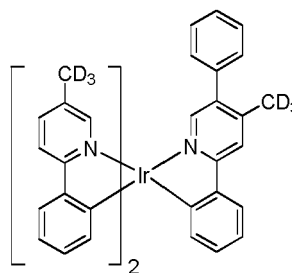
Table 2. Examples of possible premix pairs

Mixture number	Electron transporting host	Emitter Metal complex
1	Compound H1	Compound E5
2	Compound H14	Compound E1
3	Compound H21	Compound E4
4	Compound H30	Compound E9
5	Compound H21	Compound E17
6	Compound H33	Compound E13

Host Compound EH40 and emitter Compound 97 show premixability also. It means that they can be premixed and codeposited from one source without changing the composition. Uniform coevaporation of host: emitter is critical for the consistency of the devices performance fabricated from this premixed precursor. The structures of host Compound EH40 and emitter Compound 97 are shown below.



Compound EH40



Compound 97

[0068] The premixability of Compound EH40 and Compound 97 was tested by HPLC analysis of evaporated films. For this purpose the host Compound EH40 and emitter Compound 97 were mixed in the ratio ~ 7:1 and grinded to form 0.2 g of the mixture. The mixture was loaded into the evaporation source of the vacuum VTE chamber. The chamber was pumped down to 10<sup>-7</sup> Torr pressure. The premixed components were deposited at rate 2 Å/s onto glass substrates. The substrates were replaced continuously after deposition of 500 Å of film without stopping the deposition and cooling

the source. The premixed material was evaporated until depletion.

[0069] The films were analyzed by HPLC (HPLC Conditions C18, 100% CH<sub>3</sub>CN, 30 min, detected wavelength 254 nm) and results are shown in Table 3. The composition of the host Compound EH40 and emitter Compound 97 did not change significantly from Plate 1 to Plate 5. Each of the sample substrates are labeled Plate 1, Plate 2, and Plate 3. Some fluctuations in the concentration do not reveal any trend and can be explained by the accuracy of HPLC analysis.

Table 3: HPLC composition (%) of sequentially deposited films from premixed host: emitter (Host Compound EH40: Emitter Compound 97 in ratio of ~7:1) evaporation source.

Films (500Å)	Host Compound EH40 (%)	Emitter Compound 97 (%)
Plate1	87.2	12.8
Plate2	87.1	12.9
Plate3	87.5	12.5
Plate4	87.6	12.4
Plate5	87.9	12.1

[0070] This is the evidence that host Compound EH40 and emitter Compound 97, and potentially the other hosts and emitters from these families can be premixed to be used as single evaporation sources for an EML or part of the EML for PHOLEDs. Examples of other possible premixed host:emitter pairs are provided in Table 4 below.

Table 4. Examples of possible premix pairs of host:emitter.

Mixture number	Electron transporting host	Emitter Metal complex
1	Compound EH1	Compound 4
2	Compound EH2	Compound 7
3	Compound EH4	Compound 3
4	Compound EH5	Compound 11
5	Compound EH8	Compound 1
6	Compound EH8	Compound 67
7	Compound EH16	Compound 21
8	Compound EH28	Compound 29
9	Compound EH40	Compound 34
10	Compound EH40	Compound 97

[0071] According to an aspect of the present disclosure, a composition comprising a mixture of a first compound and a second compound is now described. In the mixture, the first compound has a different chemical structure than the second compound. The first compound is capable of functioning as a phosphorescent emitter in an OLED at room temperature. The first compound has an evaporation temperature T1 of 150 to 350 °C and the second compound has an evaporation temperature T2 of 150 to 350 °C, wherein the absolute value of T1-T2, i.e. the difference between T1 and T2, is less than 20 °C. Preferably, the absolute value of T1-T2 is less than 10 °C and more preferably less than 5 °C.

[0072] The first compound has a concentration C1 in the mixture and a concentration C2 in a film formed by evaporating the mixture in a vacuum deposition tool at a constant pressure between 1x10<sup>-6</sup> Torr to 1x10<sup>-9</sup> Torr, at a 2Å/sec deposition rate on a surface positioned at a predefined distance away from the evaporation source of the mixture being evaporated, and wherein the absolute value of (C1-C2)/C1 is less than 5%. Preferably, the absolute value of (C1-C2)/C1 is less than 3%.

[0073] The concentrations C1 and C2 are relative concentrations of the first compound. Therefore, the conditional requirement for the two compounds forming the mixture described above means that the relative concentration of the first compound in the as-deposited film (C2) should be as close to the original relative concentration of the first compound (C1) in the evaporation source mixture. One of ordinary skill in this field should realize that the concentration of each component in the mixture is expressed as relative percentage. The concentration of each component in the mixture can be measured by a suitable analytical methods well known to those skilled in the art. Examples of such methods are high

pressure liquid chromatography (HPLC) and nuclear magnetic resonance spectroscopy (NMR). The percentage was calculated by deviding the integration area under the HPLC trace of each component by the total integration area. HPLC can use different detectors such as UV-vis, photo diode array detector, refractive index detector, fluorescence detector, and light scattering detector. Due to different materials properties, each component in the mixture may respond differently.

Therefore, the measured concerntration may differ from their real concentration in the mixture, however the relative ratio value of (C1-C2)/C1 is independent of these variables as long as the experimental condition keeps consistent, for example, all concentrations should be calculated under the exact same HPLC parameters for each component. It is sometimes preferred to select a measurement condition that gives calculated concentration close to the real concentration. However, it is not necessary. It is important to select a detecting condition that accurately detects each component. For example, fluorescence detector should not be used if one of the components does not fluoresce.

**[0074]** In one embodiment, the first compound has evaporation temperature T1 of 200 to 350 °C and the second compound has evaporation temperature T2 of 200 to 350 °C.

**[0075]** In one embodiment, the first compound has a vapor pressure of P1 at T1 at 1 atm, and the second compound has a vapor pressure of P2 at T2 at 1 atm. The ratio of P1/P2 is desirably within the range of 0.90 to 1.10.

**[0076]** The first compound has a first mass loss rate and the second compound has a second mass loss rate, wherein the ratio between the first mass loss rate and the second mass loss rate is desirably within the range of 0.90 to 1.10. Preferably, the ratio between the first mass loss rate and the second mass loss rate is within the range of 0.95 to 1.05. More prefeably, the ratio between the first mass loss rate and the second mass loss rate is within the range of 0.97 to 1.03.

**[0077]** The phosphorescent emitter component in the composition is capable of emitting light from a triplet excited state to a ground singlet state at room temperature. In one embodiment of the composition, the first compound is a metal coordination complex having a metal-carbon bond. The metal in the metal-carbond bond can be selected from the group consisting of Ir, Rh, Re, Ru, Os, Pt, Au, and Cu. In another embodiment, the metal is Ir (iridium). In another embodiment, the metal is Pt (platinum).

**[0078]** In one embodiment of the composition, the second compound is also capable of functioning as a phosphorescent emitter in an OLED at room temperature.

**[0079]** In another embodiment, the second compound is capable of functioning as a host in the EML of an OLED at room temperature. In one embodiment, the host is a hole transporting host. In another embodiment, the host is an electron transporting host.

**[0080]** According to an aspect of the present disclosure, the lowest triplet energy TE1 of the first compound is lower than that of the second compound. Triplet energy is determined by phosphorescence in an organic solvent glass at 77 °K.

**[0081]** In one embodiment of the composition, the second compound comprises at least one chemical group selected from the group consisting of triphenylene, carbazole, dibenzothiphene, dibenzofuran, dibenzoselenophene, aza-triphenylene, aza-carbazole, aza-dibenzothiophene, aza-dibenzofuran, and aza-dibenzoselenophen.

**[0082]** In one embodiment of the composition, the first compound and the second compound each has a purity in excess of 99 % as determined by HPLC.

**[0083]** Accoding to another aspect, the mixture in the composition further comprises a third compound. The third compound has a different chemical structure than the first compound and the second compound, wherein the third compound has an evaporation temperature T3 of 150 to 350 °C; and wherein the absolute value of T1-T3 is less than 20 °C. Preferably, the absolute value of T1-T3 is less than 10 °C, and more preferably less than 5 °C.

**[0084]** In one embodiment, the composition is in a liquid form at a temperature less than T1 (the evaporation temperature of the first compound) and T2 (the evaporation temperature of the second compound).

**[0085]** In one embodiment of the composition, the first compound has the formula of  $M(L^1)_x(L^2)_y(L^3)_z$ ;

wherein  $L^1$ ,  $L^2$  and  $L^3$  can be the same or different;

wherein x is 1, 2, or 3;

wherein y is 0, 1, or 2;

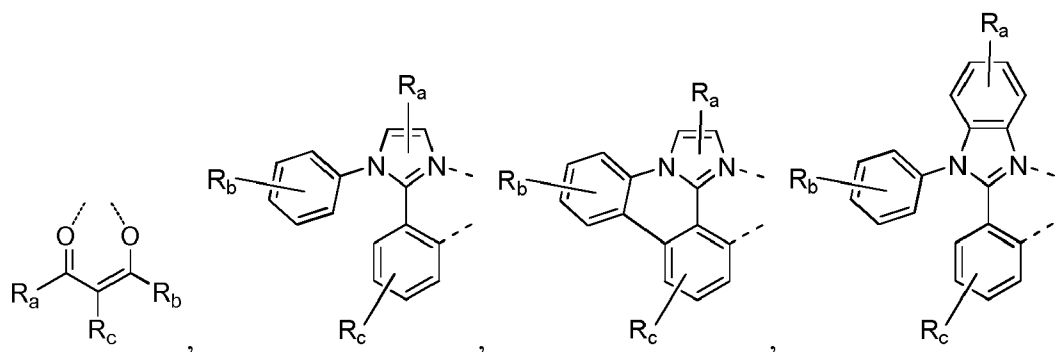
wherein z is 0, 1, or 2;

wherein  $x+y+z$  is the oxidation state of the metal M;

wherein  $L^1$ ,  $L^2$ , and  $L^3$  are independently selected from the group consisting of:

5

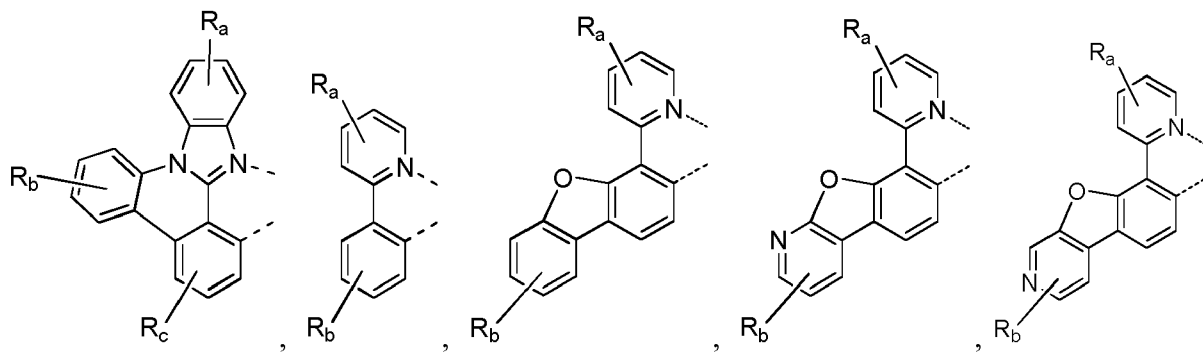
10



15

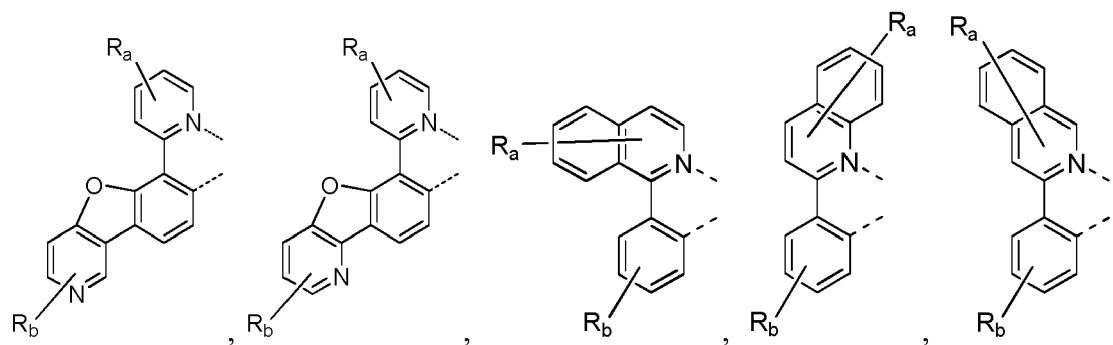
20

25



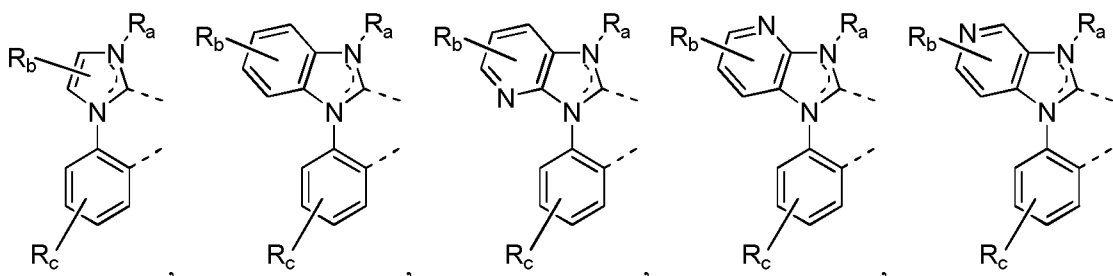
30

35



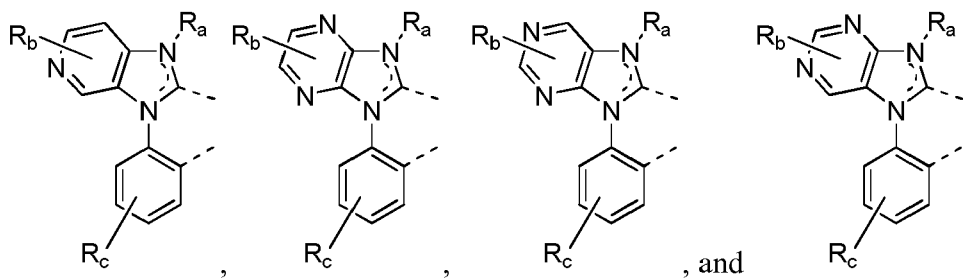
40

45



50

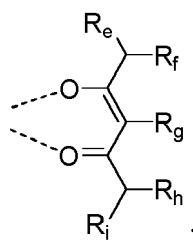
55



wherein  $R_a$ ,  $R_b$ ,  $R_c$ , and  $R_d$  may represent mono, di, tri, or tetra substitution, or no substitution; wherein  $R_a$ ,  $R_b$ ,  $R_c$ , and  $R_d$  are independently selected from the group consisting of hydrogen, deuterium, halogen, alkyl, cycloalkyl, heteroalkyl, arylalkyl, alkoxy, aryloxy, amino, silyl, alkenyl, cycloalkenyl, heteroalkenyl, alkynyl, aryl, heteroaryl, acyl, carbonyl, carboxylic acid, ester, nitrile, isonitrile, sulfanyl, sulfinyl, sulfonyl, phosphino, and combinations thereof; and wherein two adjacent substituents of  $R_a$ ,  $R_b$ ,  $R_c$ , and  $R_d$  are optionally joined to form a fused ring or form a multidentate ligand.

**[0086]** According to another embodiment, where the first compound has the formula of  $M(L^1)_x(L^2)_y(L^3)_z$  as defined above, the first compound has the formula of  $Ir(L^1)_2(L^2)$ .

**[0087]** In one embodiment, where the first compound has the formula of  $Ir(L^1)_2(L^2)$ ,  $L^2$  has the formula:

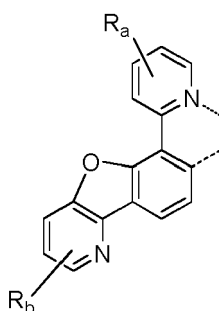
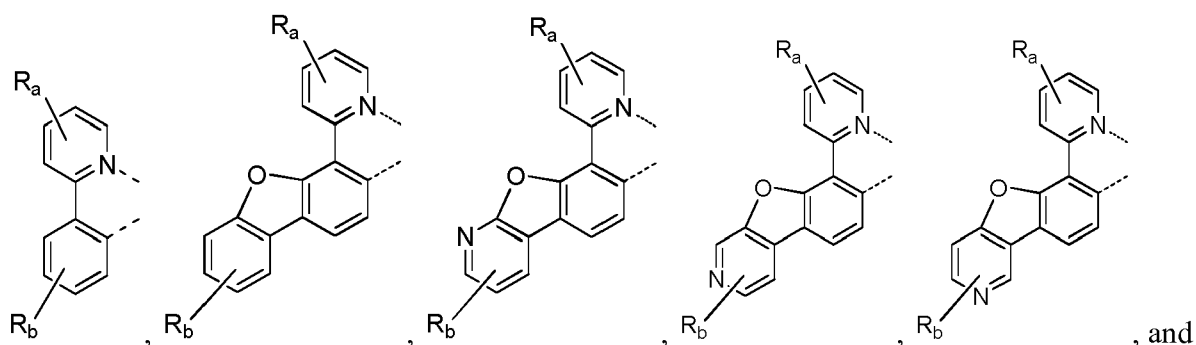


wherein  $R_e$ ,  $R_f$ ,  $R_h$ , and  $R_i$  are independently selected from group consisting of alkyl, cycloalkyl, aryl, and heteroaryl;

wherein at least one of  $R_e$ ,  $R_f$ ,  $R_h$ , and  $R_i$  has at least two carbon atoms;

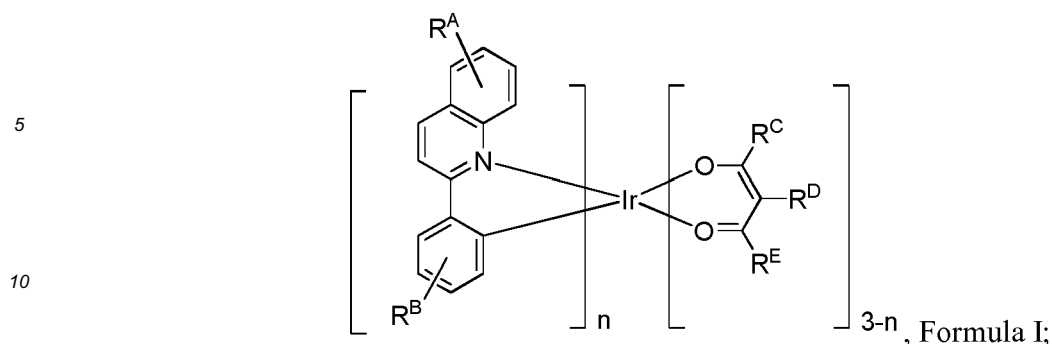
wherein  $R_g$  is selected from group consisting of hydrogen, deuterium, halogen, alkyl, cycloalkyl, heteroalkyl, arylalkyl, alkoxy, aryloxy, amino, silyl, alkenyl, cycloalkenyl, heteroalkenyl, alkynyl, aryl, heteroaryl, acyl, carbonyl, carboxylic acid, ester, nitrile, isonitrile, sulfanyl, sulfinyl, sulfonyl, phosphino, and combinations thereof.

**[0088]** In one embodiment, where the first compound has the formula of  $Ir(L^1)_2(L^2)$ ,  $L^2$  has the formula selected from the group consisting of:



**[0089]** In another embodiment, where the first compound has the formula of  $M(L^1)_x(L^2)_y(L^3)_z$  as defined above, the first compound has the formula of  $Pt(L^1)_2$  or  $Pt(L^1)(L^2)$ .  $L^1$  can be connected to the other  $L^1$  or  $L^2$  to form a tetradentate ligand.

**[0090]** In one embodiment of the composition, the first compound has the Formula I:



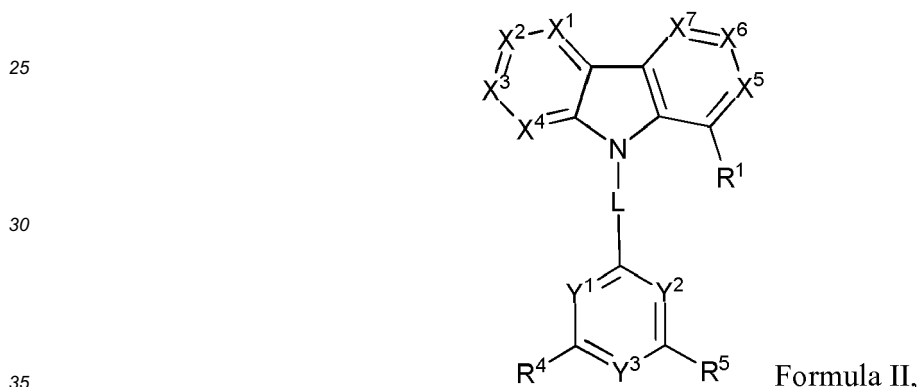
wherein  $R^A$  represents mono, di, tri, tetra, penta, hexa substitutions, or no substitution;

$R^B$  represents mono, di, tri, tetra substitutions, or no substitution;

$R^A$ ,  $R^B$ ,  $R^C$ ,  $R^D$ , and  $R^E$  are each independently selected from the group consisting of hydrogen, deuterium, halogen, alkyl, cycloalkyl, heteroalkyl, arylalkyl, alkoxy, aryloxy, amino, cyclic amino, silyl, alkenyl, cycloalkenyl, heteroalkenyl, alkynyl, aryl, heteroaryl, acyl, carbonyl, carboxylic acid, ether, ester, nitrile, isonitrile, sulfanyl, sulfinyl, sulfonyl, phosphino, and combinations thereof;

wherein  $n$  is 1 or 2;

wherein the second compound has the Formula II:



wherein  $R^1$ ,  $R^4$ , and  $R^5$  are independently selected from group consisting of hydrogen, deuterium, halogen, alkyl, cycloalkyl, heteroalkyl, arylalkyl, alkoxy, aryloxy, amino, cyclic amino, silyl, alkenyl, cycloalkenyl, heteroalkenyl, alkynyl, aryl, heteroaryl, acyl, carbonyl, carboxylic acid, ether, ester, nitrile, isonitrile, sulfanyl, sulfinyl, sulfonyl, phosphino, and combinations thereof; wherein  $L$  is selected from the group consisting of a direct bond, aryl, substituted aryl, heteroaryl, substituted heteroaryl, and combinations thereof;

wherein  $X^1$ ,  $X^2$ ,  $X^3$ ,  $X^4$ ,  $X^5$ ,  $X^6$ ,  $X^7$ ,  $Y^1$ ,  $Y^2$ , and  $Y^3$  are each independently selected from the group consisting of CR and N; wherein at least two of  $Y^1$ ,  $Y^2$ , and  $Y^3$  are N; and

wherein each R can be same or different, and is independently selected from the group consisting of hydrogen, deuterium, halogen, alkyl, cycloalkyl, heteroalkyl, arylalkyl, alkoxy, aryloxy, amino, cyclic amino, silyl, alkenyl, cycloalkenyl, heteroalkenyl, alkynyl, aryl, heteroaryl, acyl, carbonyl, carboxylic acid, ether, ester, nitrile, isonitrile, sulfanyl, sulfinyl, sulfonyl, phosphino, and combinations thereof.

**[0091]** In another embodiment,  $R^1$ ,  $R^4$ , and  $R^5$  in Formula II are independently selected from group consisting of non-fused aryl, non-fused heteroaryl, and combinations thereof; wherein  $L$  is selected from the group consisting of a direct bond, non-fused aryl, non-fused heteroaryl, and combinations thereof; and wherein each of R is independently selected from the group consisting of hydrogen, deuterium, non-fused aryl, non-fused heteroaryl and combinations thereof

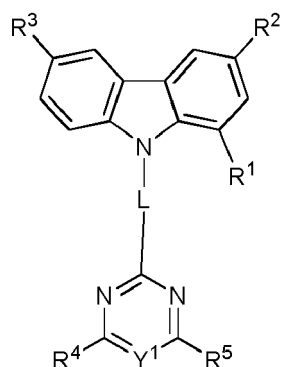
**[0092]** In another embodiment,  $R^1$  in Formula II is selected from the group consisting of phenyl, biphenyl, terphenyl, tetraphenyl, pentaphenyl, pyridine, phenyl pyridine and pyridyl phenyl.

**[0093]** In another embodiment,  $L$  in Formula II is selected from the group consisting of phenyl, pyridyl, biphenyl, terphenyl and a direct bond.

**[0094]** In another embodiment,  $R^4$  and  $R^5$  in Formula II are each independently selected from the group consisting of phenyl, pyridyl, biphenyl, and terphenyl.

**[0095]** In another embodiment of the composition, where the first compound has the structure according to Formula

I as defined above, the second compound has a structure according to Formula III:

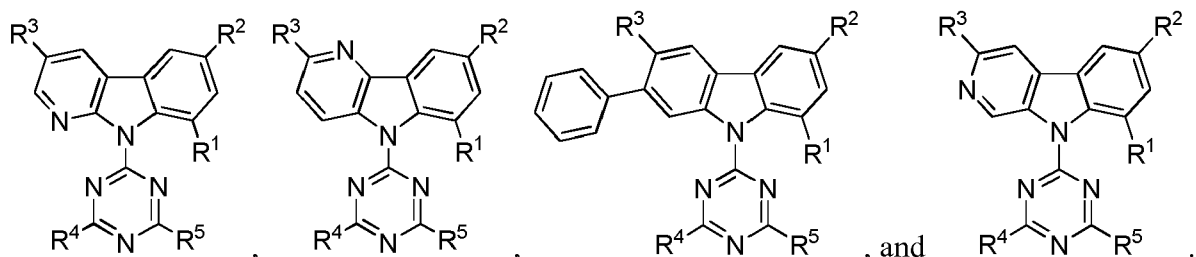


Formula III;

wherein  $R^2$  and  $R^3$  are each independently selected from the group consisting of hydrogen, deuterium, halogen, alkyl, cycloalkyl, heteroalkyl, arylalkyl, alkoxy, aryloxy, amino, cyclic amino, silyl, alkenyl, cycloalkenyl, heteroalkenyl, alkynyl, aryl, heteroaryl, acyl, carbonyl, carboxylic acid, ether, ester, nitrile, isonitrile, sulfanyl, sulfinyl, sulfonyl, phosphino, and combinations thereof.

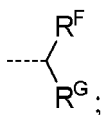
**[0096]** In one embodiment,  $R^2$  and  $R^3$  of Formula III are each independently selected from the group consisting of hydrogen, deuterium, non-fused aryl, non-fused heteroaryl and combinations thereof

**[0097]** In one embodiment, where the second compound has the structure of Formula III, the second compound can have a structure selected from the group consisting of:



**[0098]** In one embodiment of the composition where the first compound has the structure of Formula I,  $n$  is 1. In another embodiment,  $R^A$ ,  $R^B$ ,  $R^C$ ,  $R^D$ , and  $R^E$  are each independently selected from the group consisting of hydrogen, deuterium, alkyl, cycloalkyl, and combinations thereof. In another embodiment, at least one of  $R^C$  and  $R^E$  contains a branched alkyl moiety with branching at a position further than the  $\alpha$  position to the carbonyl group. In another embodiment,  $R^D$  is hydrogen.

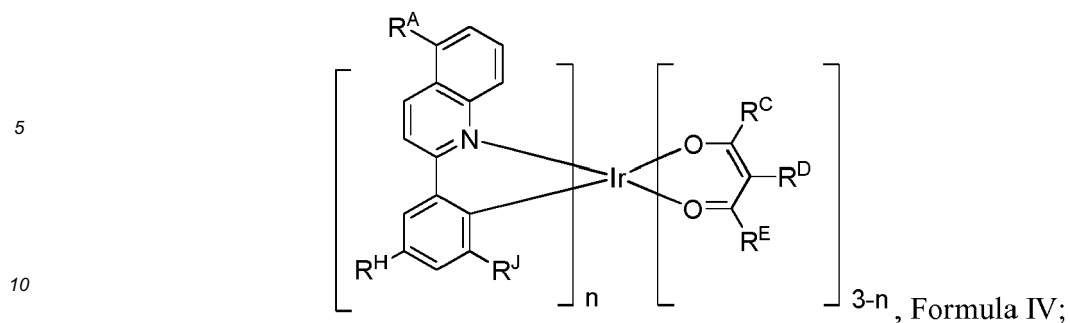
**[0099]** In one embodiment of the composition where the first compound has the structure of Formula I, at least one of  $R^C$  and  $R^E$  has the following structure:



wherein  $R^F$ , and  $R^G$  are independently selected from group consisting of alkyl and cycloalkyl; and wherein at least one of  $R^F$ , and  $R^G$  has at least two C.

**[0100]** In one embodiment of the composition where the second compound has the structure according to Formula II defined above, the first compound has a structure according to Formula IV:





wherein  $R^H$  and  $R^J$  are each independently selected from the group consisting of hydrogen, deuterium, halogen, alkyl, cycloalkyl, heteroalkyl, arylalkyl, alkoxy, aryloxy, amino, cyclic amino, silyl, alkenyl, cycloalkenyl, heteroalkenyl, alkynyl, aryl, heteroaryl, acyl, carbonyl, carboxylic acid, ether, ester, nitrile, isonitrile, sulfanyl, sulfinyl, sulfonyl, phosphino, and combinations thereof.

15 **[0101]** In another embodiment of the composition where the first compound has a structure according to Formula IV as defined above,  $R^H$  and  $R^J$  are each independently selected from the group consisting of hydrogen, deuterium, alkyl, cycloalkyl, and combinations thereof.

20 **[0102]** In another embodiment of the composition where the first compound has a structure according to Formula IV as defined above,  $R^H$  and  $R^J$  are methyl.

**[0103]** In an embodiment of the composition where the second compound has a structure according to Formula II, the second compound can be selected from the group consisting of:

25

30

35

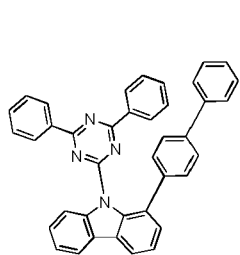
40

45

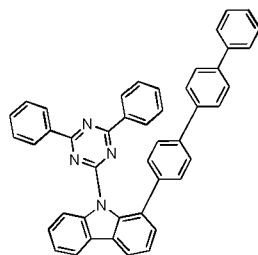
50

55

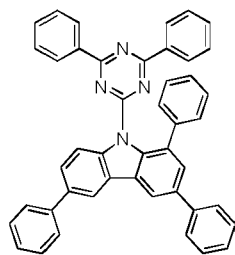
5  
10  
15  
20  
25  
30  
35  
40  
45  
50  
55



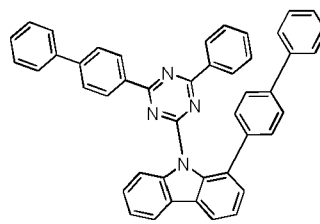
Compound H1



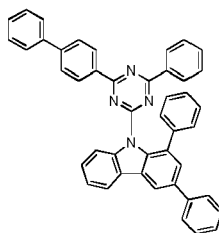
Compound H2



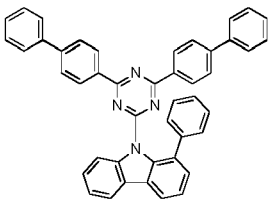
Compound H3



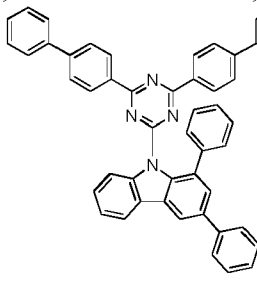
Compound H4



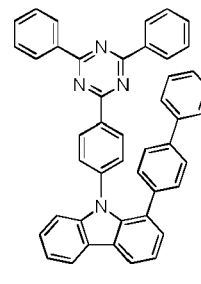
Compound H5



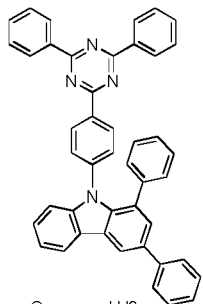
Compound H6



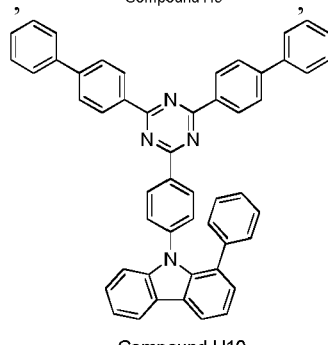
Compound H7



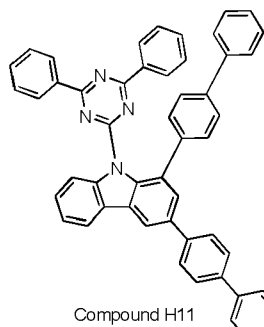
Compound H8



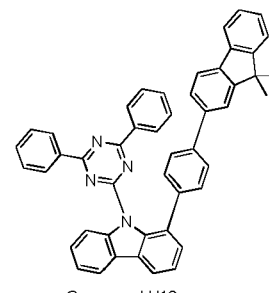
Compound H9



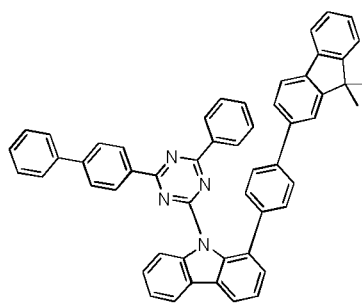
Compound H10



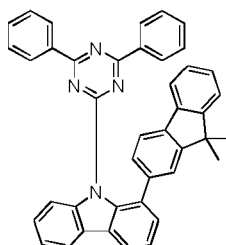
Compound H11



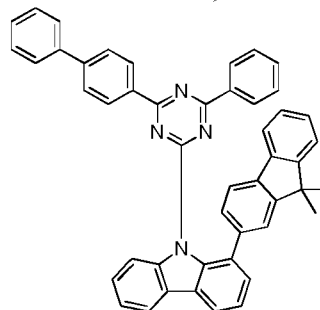
Compound H12



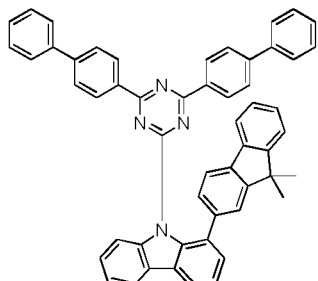
Compound H13



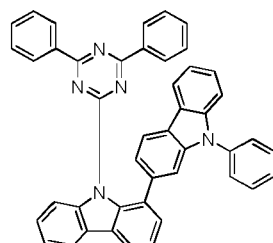
Compound H14



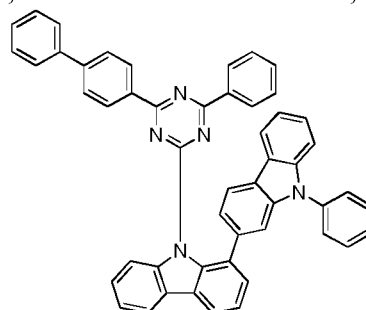
Compound H15



Compound H16

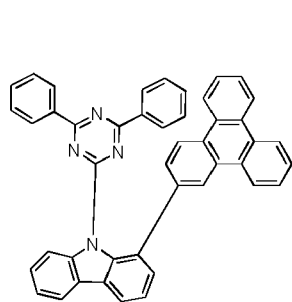


Compound H17

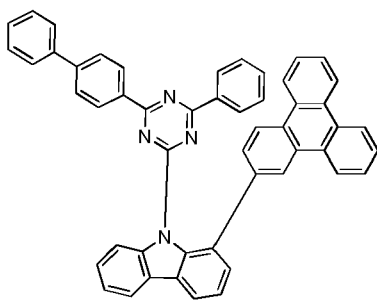


Compound H18

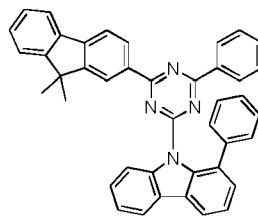
5



Compound H19



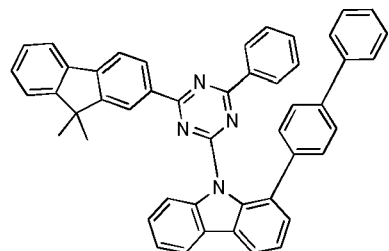
Compound H20



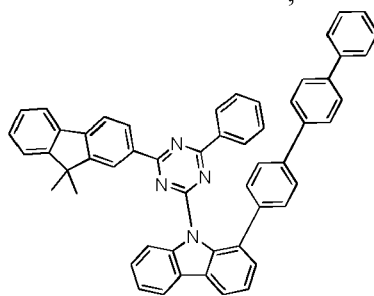
Compound H21

10

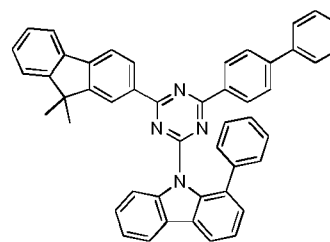
15



Compound H22



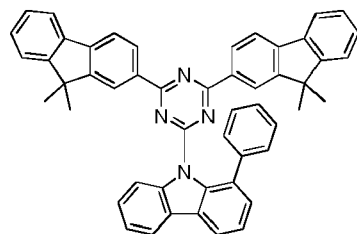
Compound H23



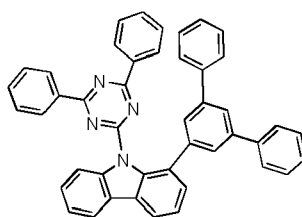
Compound H24

20

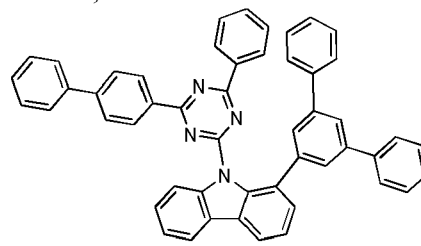
25



Compound H25



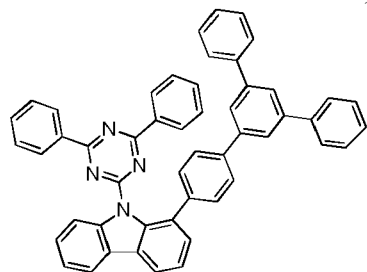
Compound H26



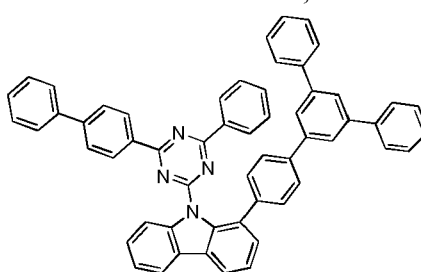
Compound H27

30

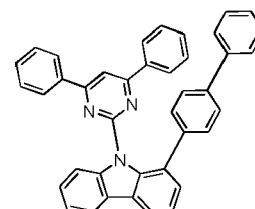
35



Compound H28



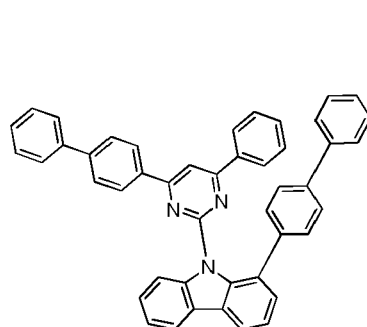
Compound H29



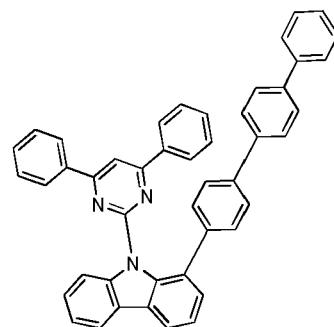
Compound H30

40

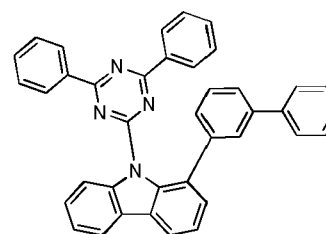
45



Compound H31



Compound H32

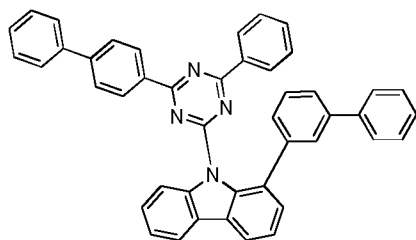


Compound H33

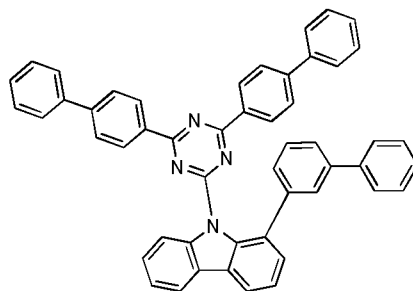
50

55

5

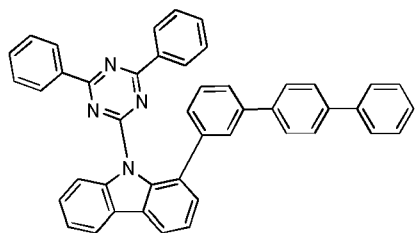


Compound H34

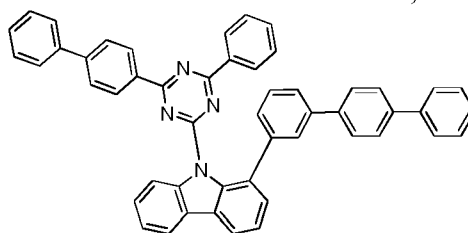


Compound H35

10



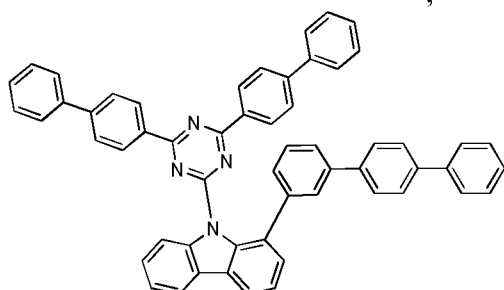
Compound H36



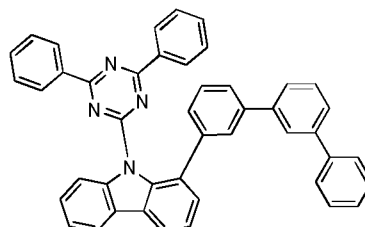
Compound H37

15

20



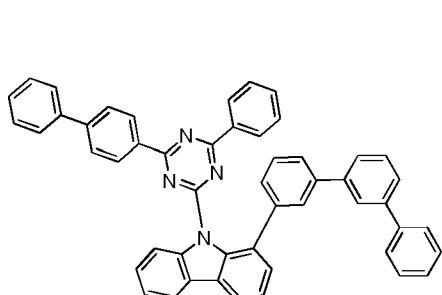
Compound H38



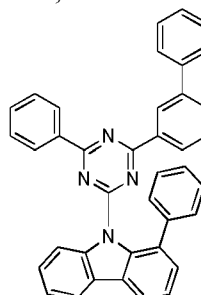
Compound H39

25

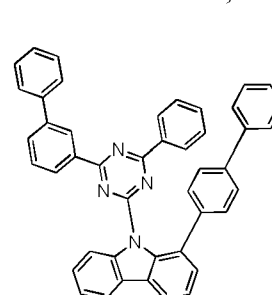
30



Compound H40



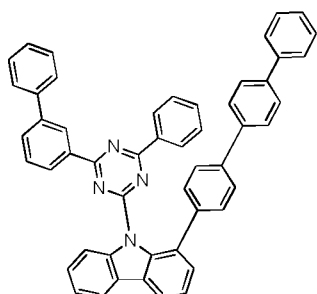
Compound H41



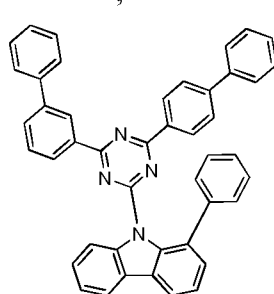
Compound H42

35

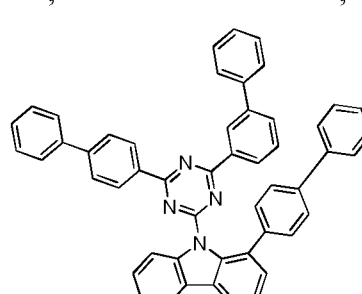
40



Compound H43



Compound H44



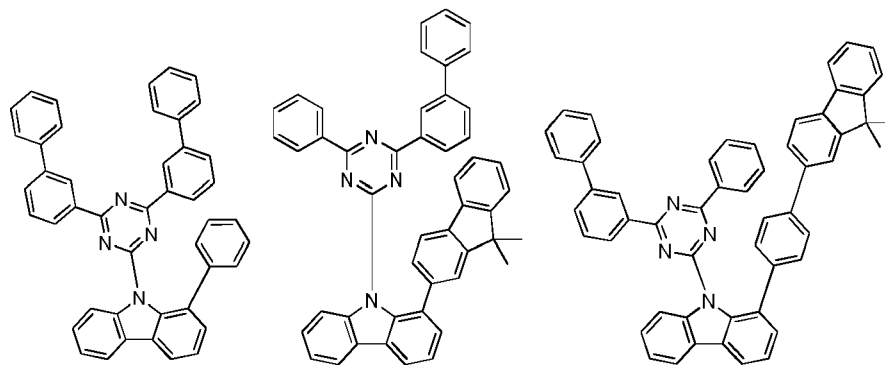
Compound H45

45

50

55

5



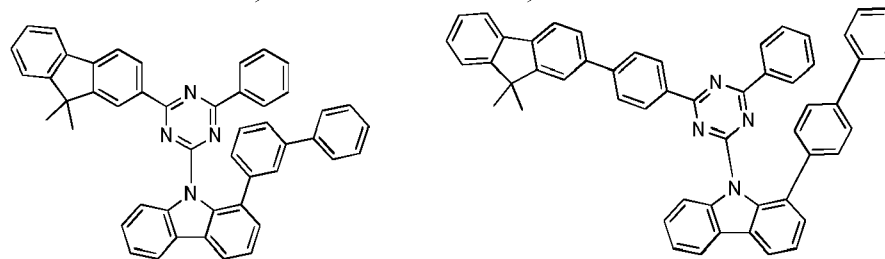
Compound H46

Compound H47

Compound H48

10

15



Compound H49

, and

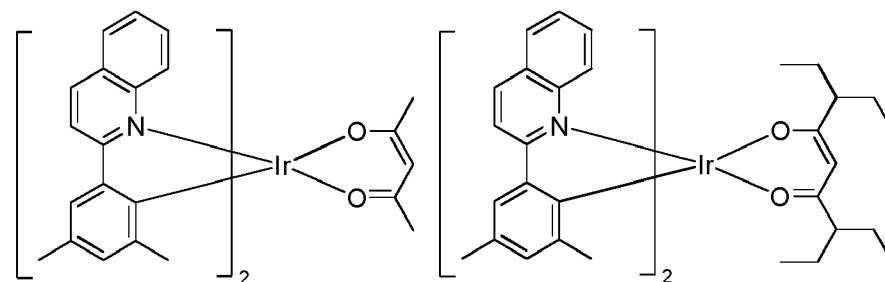
Compound H50

20

25

[0104] In another embodiment of the composition where the first compound has a structure according to Formula I as defined above, the first compound can be selected from the group consisting of:

30



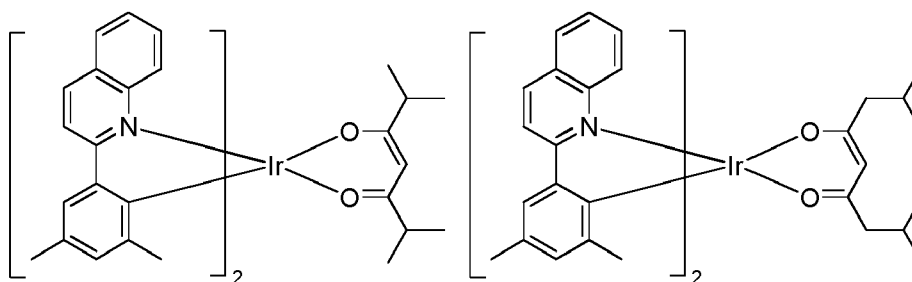
Compound E1

Compound E2

35

40

45



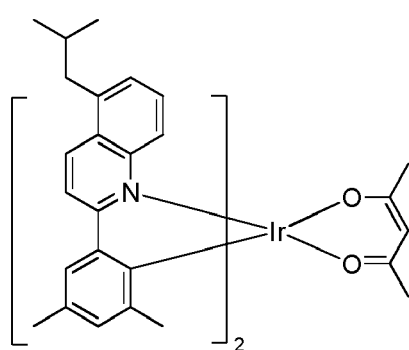
Compound E3

Compound E4

50

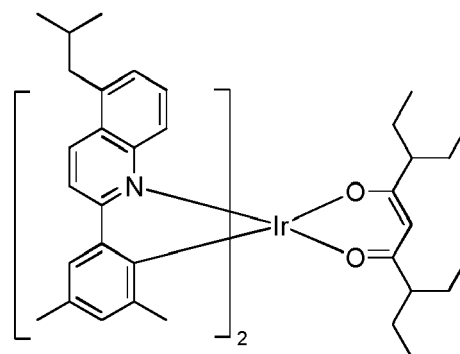
55

5



Compound E5

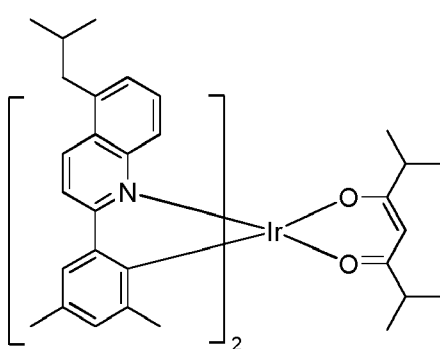
,



Compound E6

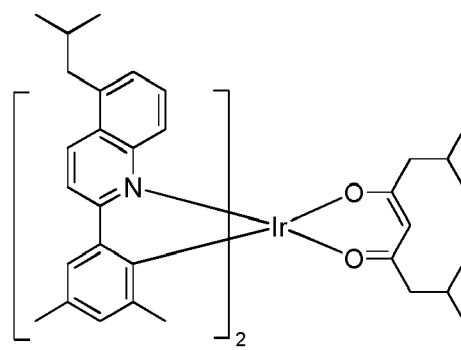
,

15



Compound E7

,



Compound E8

,

20

25

30

35

40

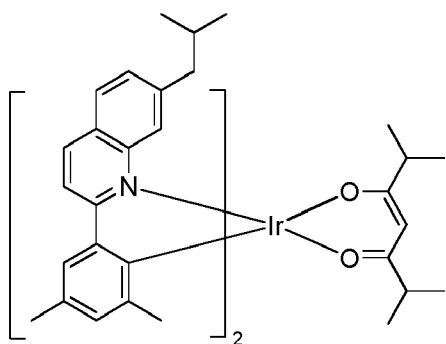
45

50

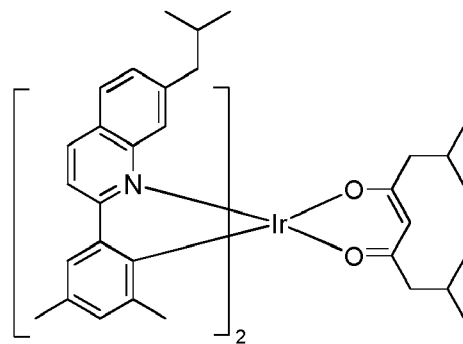
55

5

10



Compound E11

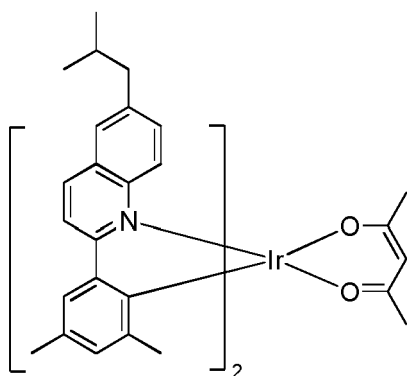


Compound E12

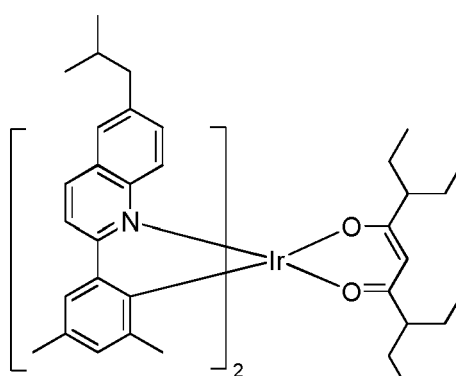
15

20

25



Compound E13

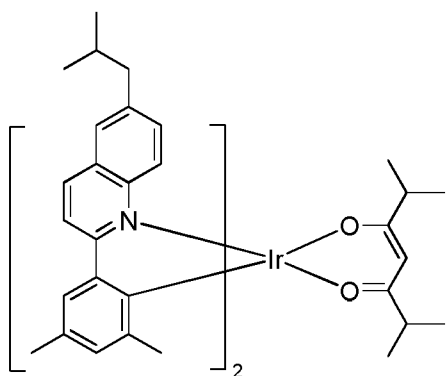


Compound E14

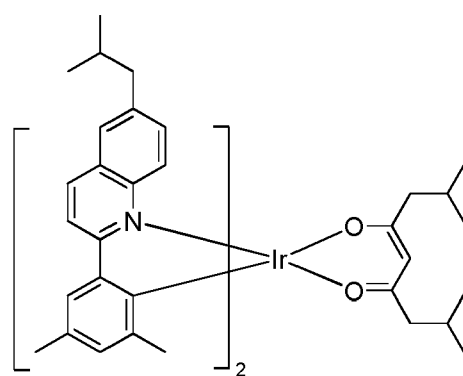
30

35

40



Compound E15



Compound E16

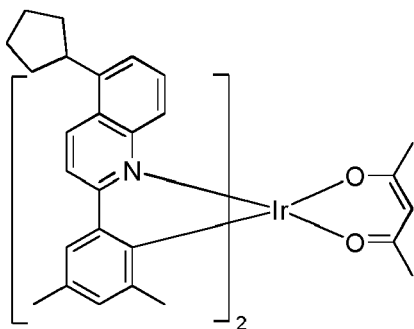
45

50

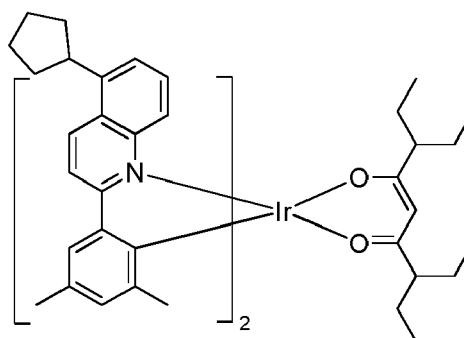
55

5

10



Compound E17

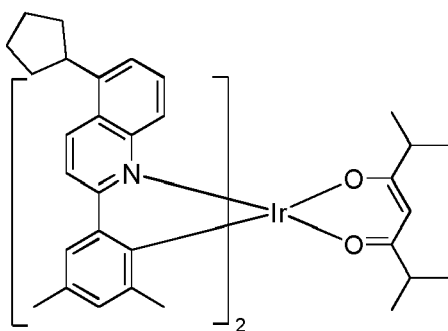


Compound E18

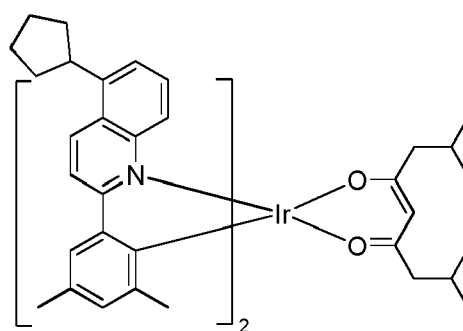
15

20

25



Compound E19

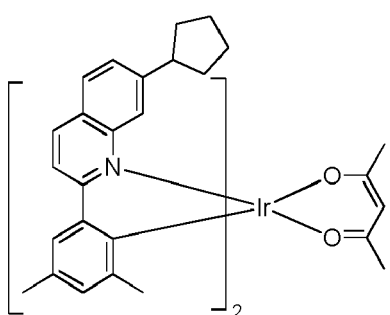


Compound E20

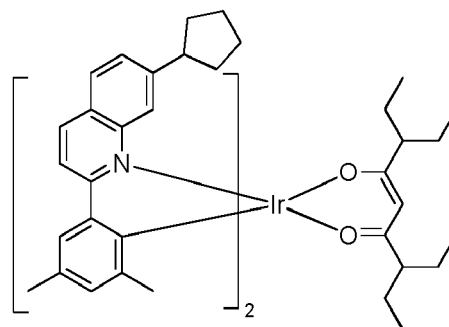
30

35

40



Compound E21

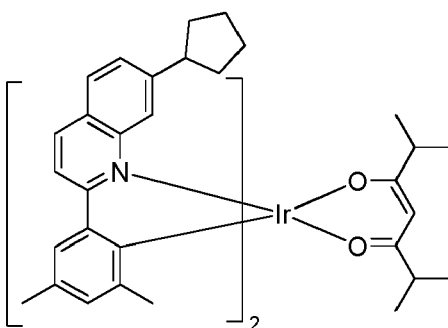


Compound E22

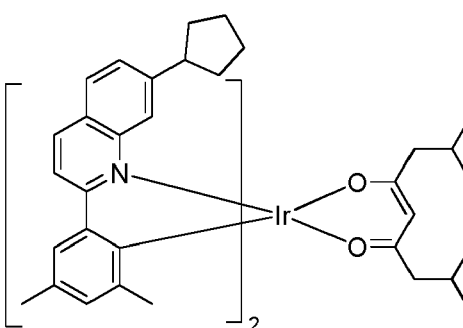
45

50

55



Compound E23

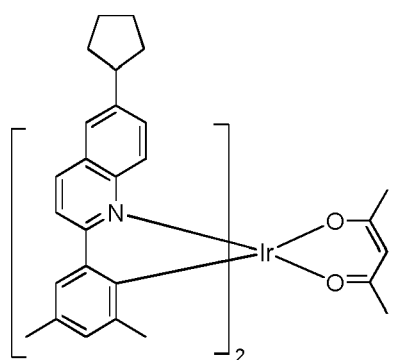


Compound E24

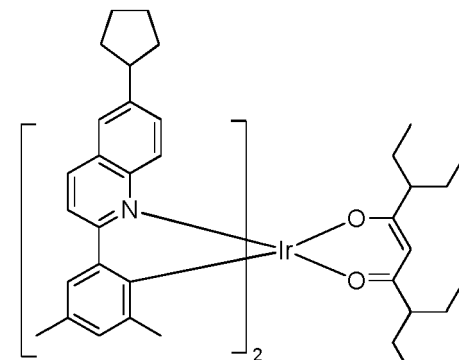


5

10



Compound E25

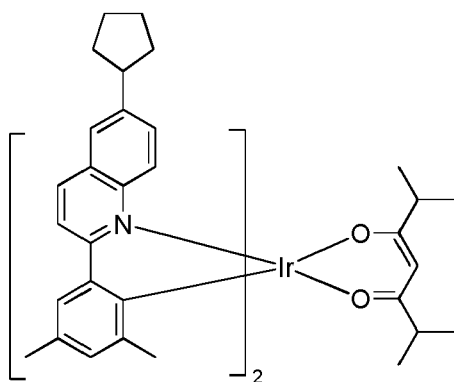


Compound E26

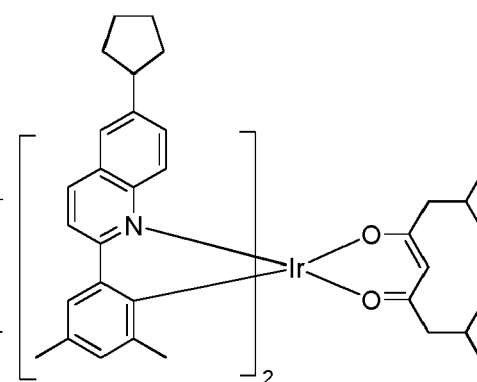
15

20

25



Compound E27

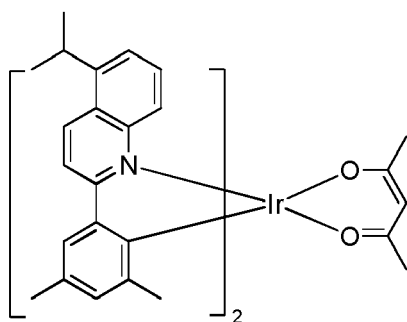


Compound E28

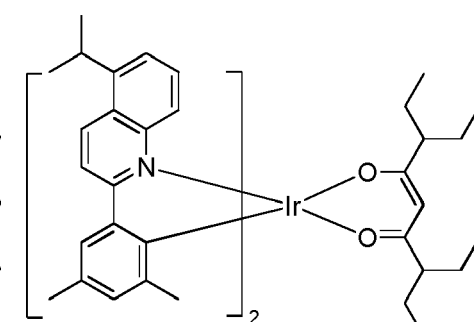
30

35

40



Compound E29

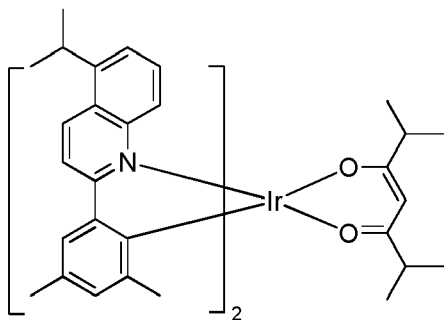


Compound E30

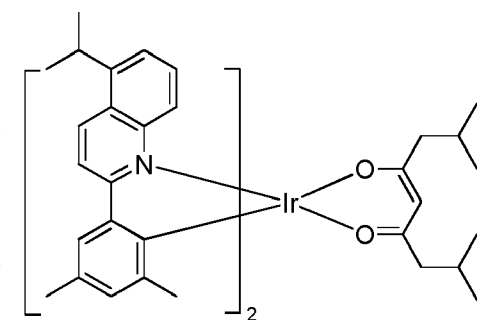
45

50

55

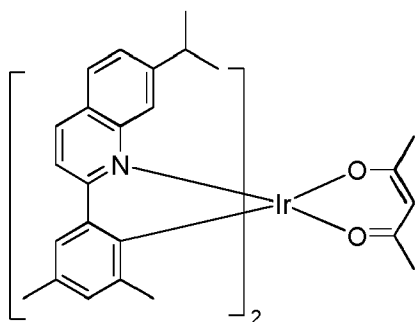


Compound E31

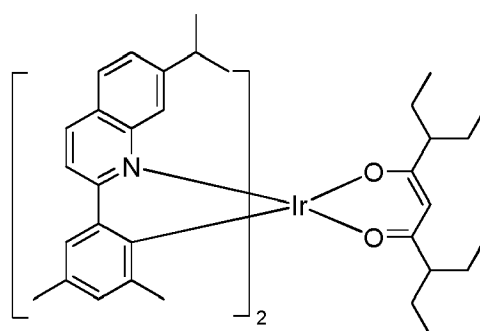


Compound E32

5



Compound E33

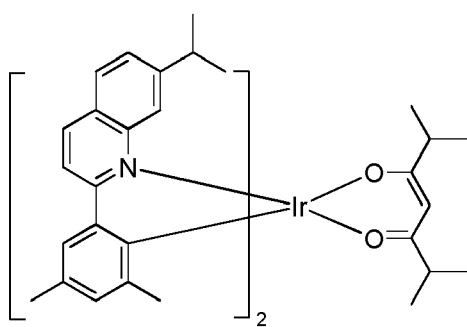


Compound E34

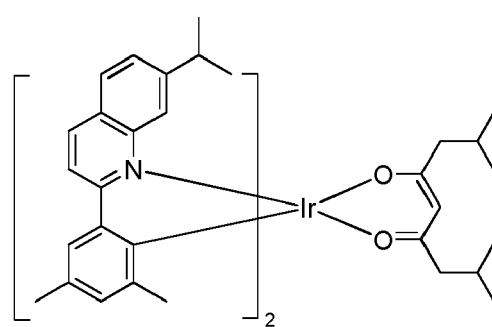
15

20

25



Compound E35

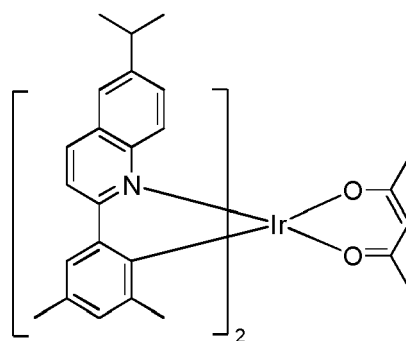


Compound E36

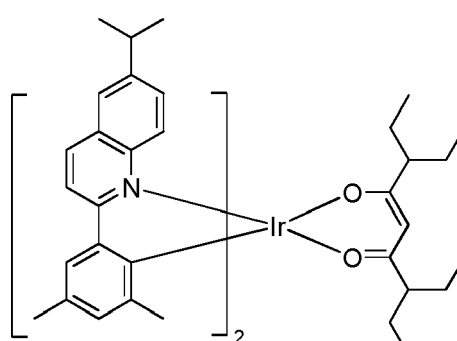
30

35

40



Compound E37

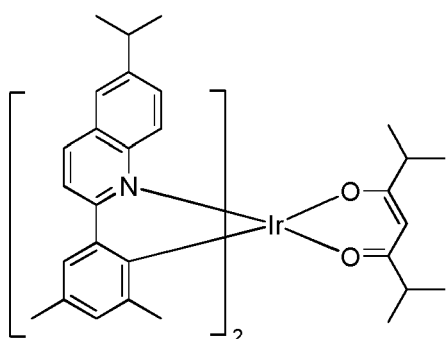


Compound E38

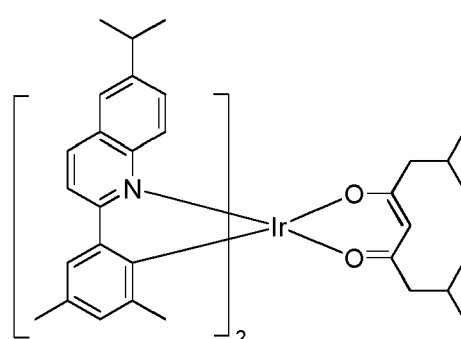
45

50

55



Compound E39



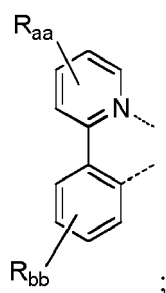
Compound E40

[0105] In another embodiment of the composition where the first compound has a structure according to Formula I and the second compound has a structure according to Formula II as defined above, the mixture of the first compound

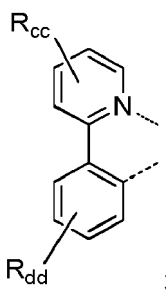
and the second compound is selected from the group consisting of: (Compound E5 and Compound H1), (Compound E1 and Compound H14), (Compound E4 and Compound H21), (Compound E9 and Compound H30), (Compound E17 and Compound H21), and (Compound E13 and Compound H33).

[0106] In another embodiment of the composition where the first compound has a structure according to Formula I and the second compound has a structure according to Formula II as defined above, the mixture of the first compound and the second compound is (Compound E5 and Compound H1).

[0107] In an embodiment of the composition comprising a mixture of a first compound and a second compound, wherein the first compound has a difference chemical structure than the second compound, wherein the first compound is capable of functioning as a phosphorescent emitter in an OLED at room temperature, the first compound and the second compound each independently has the formula of  $\text{Ir}(\text{L}^1)_2(\text{L}^2)$ , wherein  $\text{L}^1$  has the formula:



wherein  $\text{L}^2$  has the formula:



wherein  $\text{L}^1$  is different from  $\text{L}^2$ ;

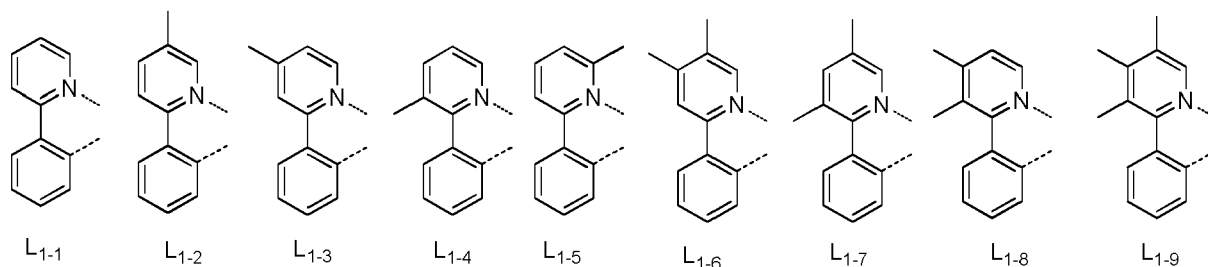
wherein  $\text{R}_{aa}$ ,  $\text{R}_{bb}$ ,  $\text{R}_{cc}$ , and  $\text{R}_{dd}$  may represent mono, di, tri, or tetra substitution, or no substitution;

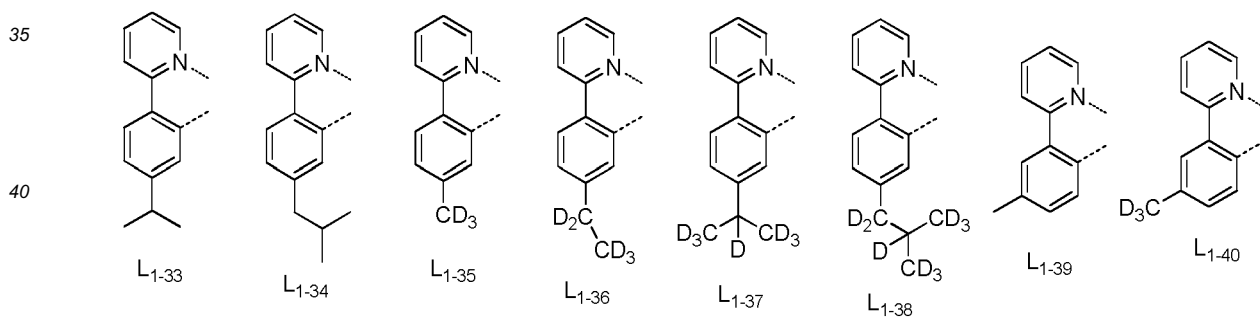
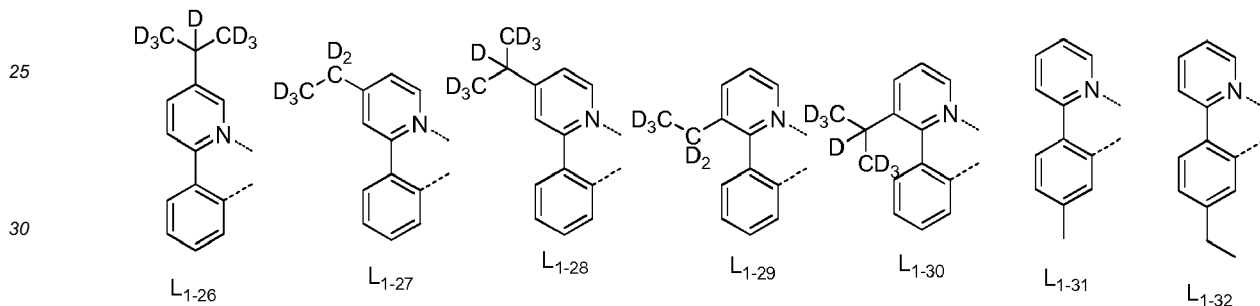
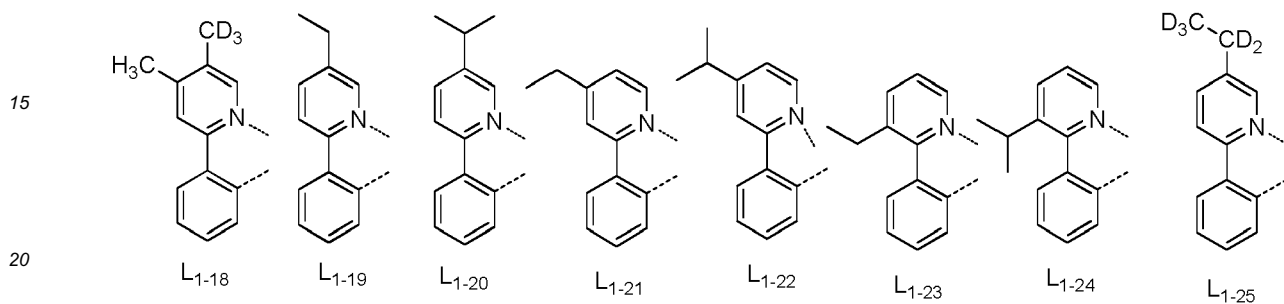
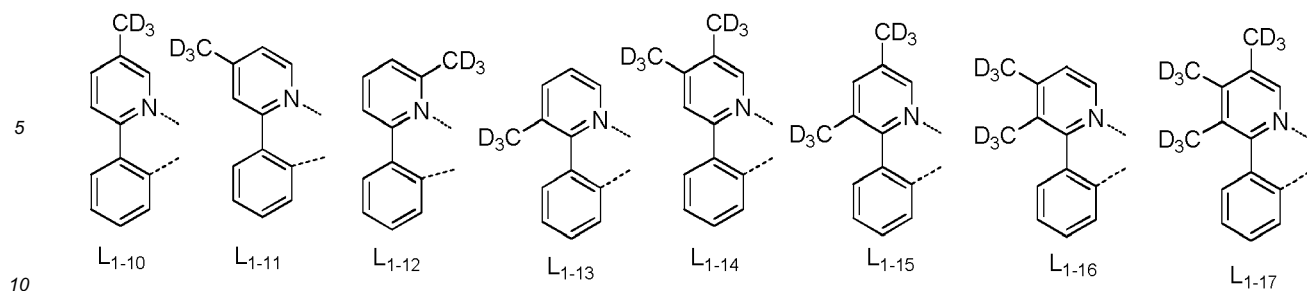
wherein  $\text{R}_{aa}$ ,  $\text{R}_{bb}$ ,  $\text{R}_{cc}$ , and  $\text{R}_{dd}$  are independently selected from the group consisting of hydrogen, deuterium, halogen, alkyl, cycloalkyl, heteroalkyl, arylalkyl, alkoxy, aryloxy, amino, silyl, alkenyl, cycloalkenyl, heteroalkenyl, alkynyl, aryl, heteroaryl, acyl, carbonyl, carboxylic acid, ester, nitrile, isonitrile, sulfanyl, sulfinyl, sulfonyl, phosphino, and combinations thereof; wherein two adjacent substituents of  $\text{R}_{aa}$ ,  $\text{R}_{bb}$ ,  $\text{R}_{cc}$ , and  $\text{R}_{dd}$  are optionally joined to form a fused ring or form a multidentate ligand; and

wherein at least one of  $\text{R}_{cc}$  is a 5 or 6-membered carbocyclic or heterocyclic ring.

[0108] In one embodiment of the composition where the first compound and the second compound each independently has the formula of  $\text{Ir}(\text{L}^1)_2(\text{L}^2)$  as defined above, at least one of  $\text{R}_{cc}$  is benzene or pyridine.

[0109] In one embodiment of the composition where the first compound and the second compound each independently has the formula of  $\text{Ir}(\text{L}^1)_2(\text{L}^2)$  as defined above,  $\text{L}^1$  is selected from the group consisting of:





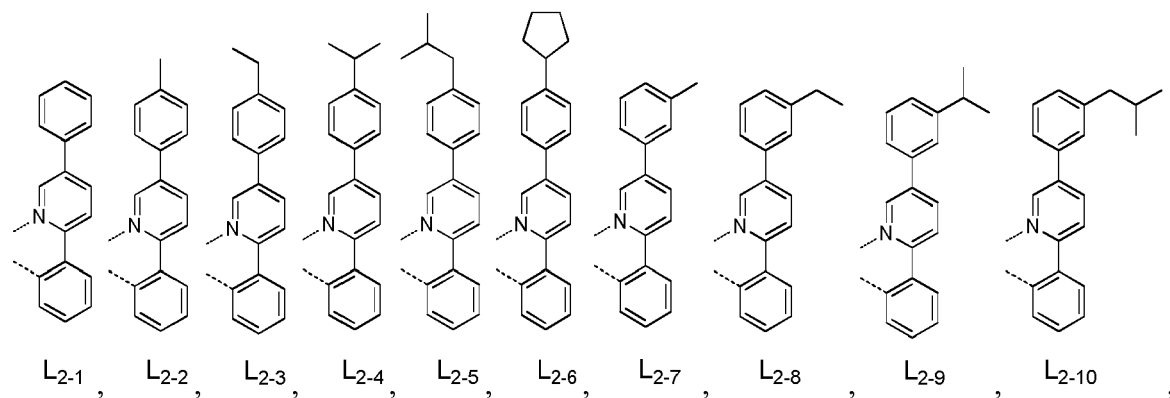
45 **[0110]** In one embodiment of the composition where the first compound and the second compound each independently has the formula of  $\text{Ir}(\text{L}^1)_2(\text{L}^2)$  as defined above,  $\text{L}^2$  is selected from the group consisting of:

50

55

5

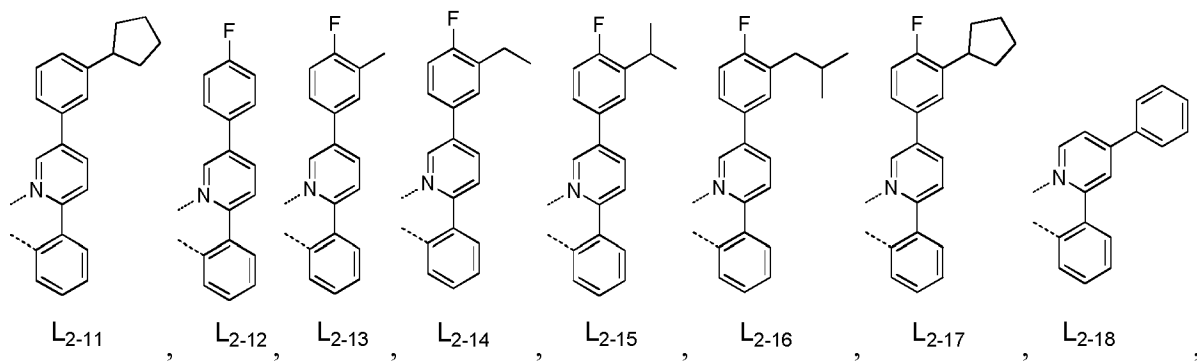
10



15

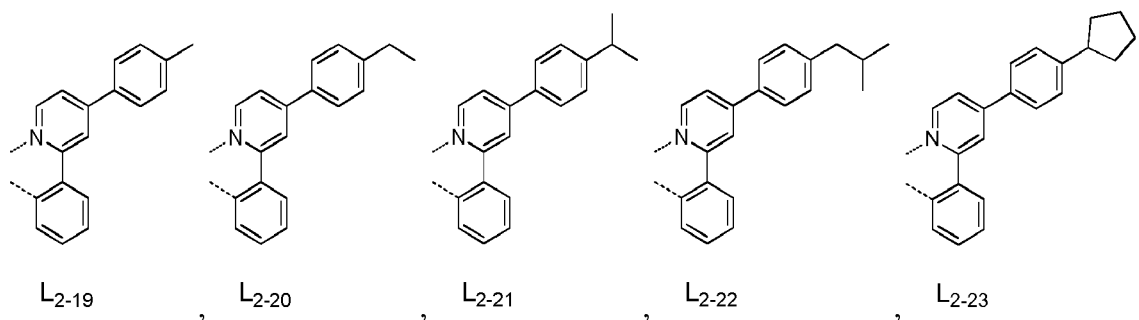
20

25



30

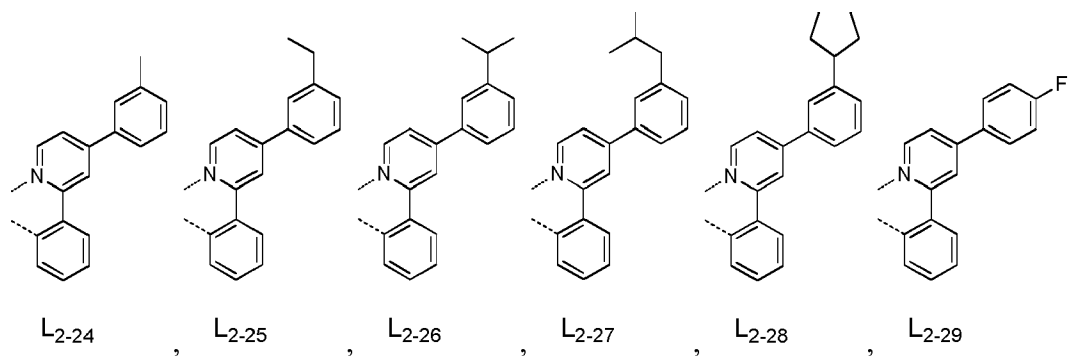
35



40

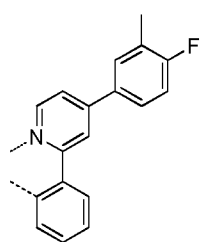
45

50

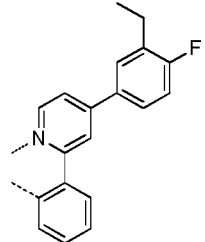


55

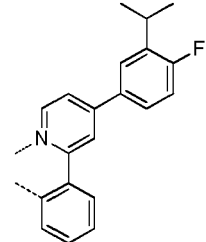
5



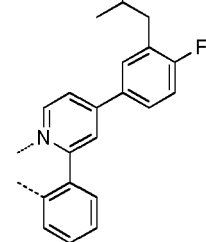
L2-30



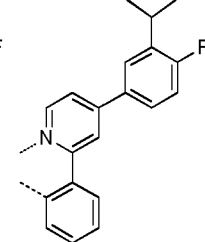
L2-31



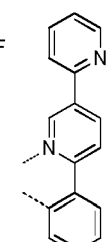
L2-32



L2-33



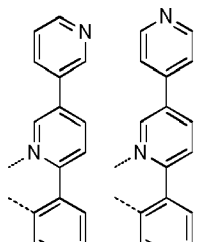
L2-34



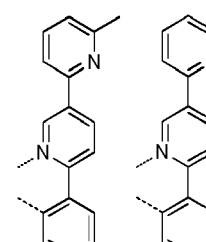
L2-35

10

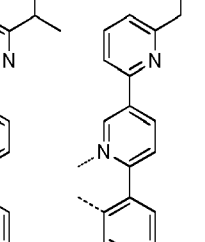
15



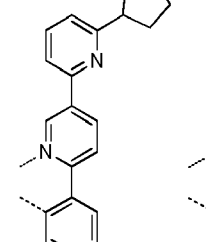
L2-36



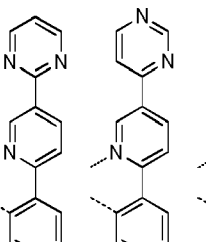
L2-37



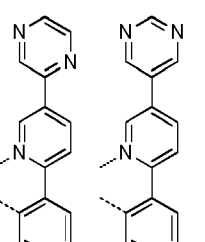
L2-38



L2-39



L2-40



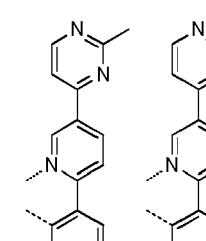
L2-41



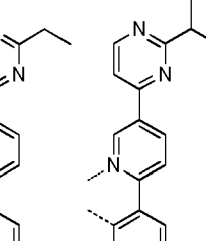
L2-42

20

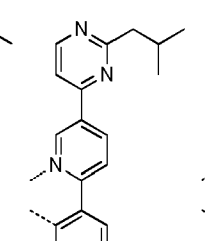
25



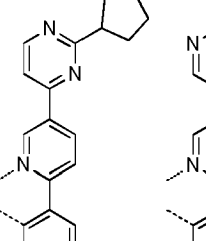
L2-43



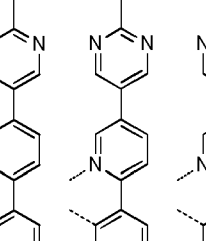
L2-44



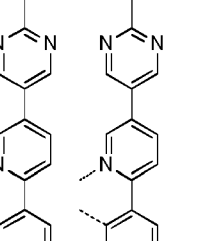
L2-45



L2-46



L2-47



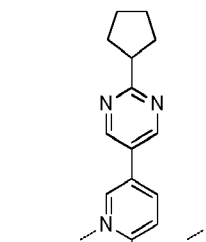
L2-48



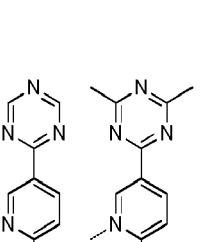
L2-49

30

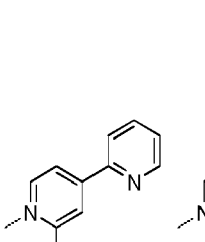
35



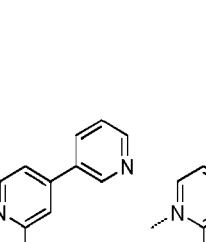
L2-50



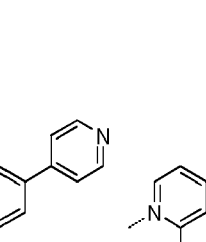
L2-51



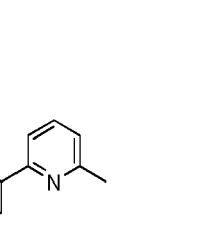
L2-52



L2-53



L2-54



L2-55



L2-56

40

45

50



L2-57



L2-58



L2-59



L2-60

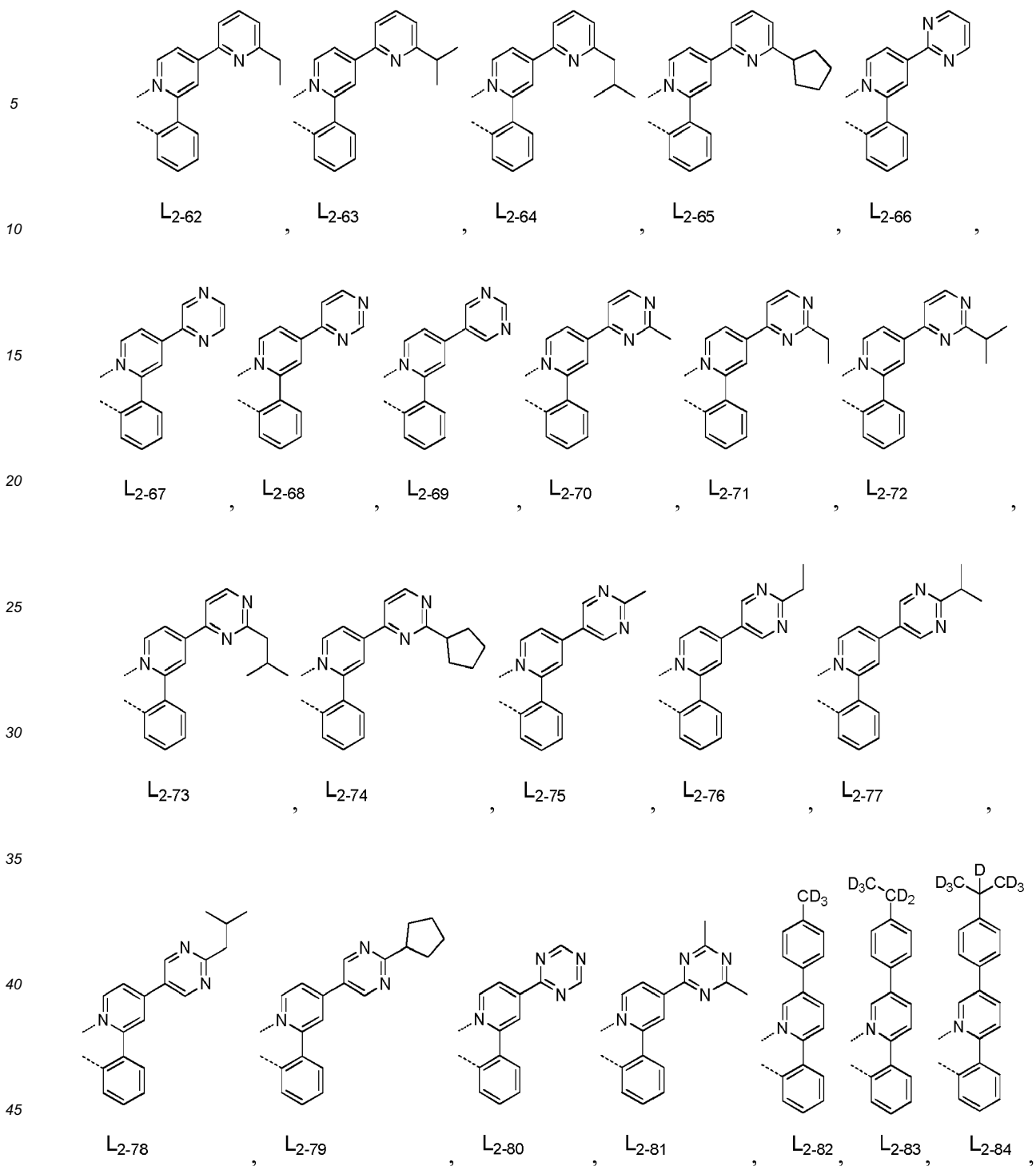


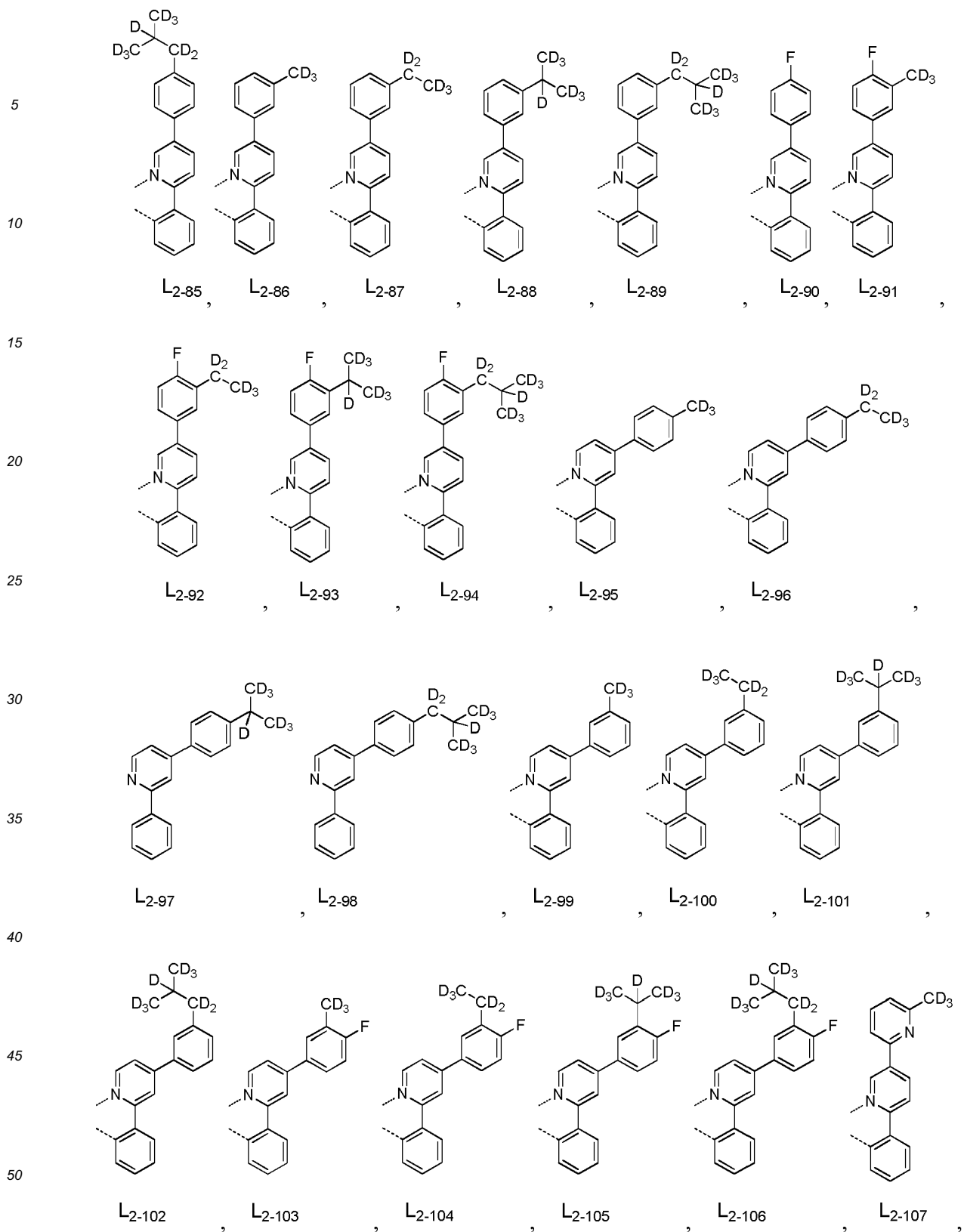
L2-61



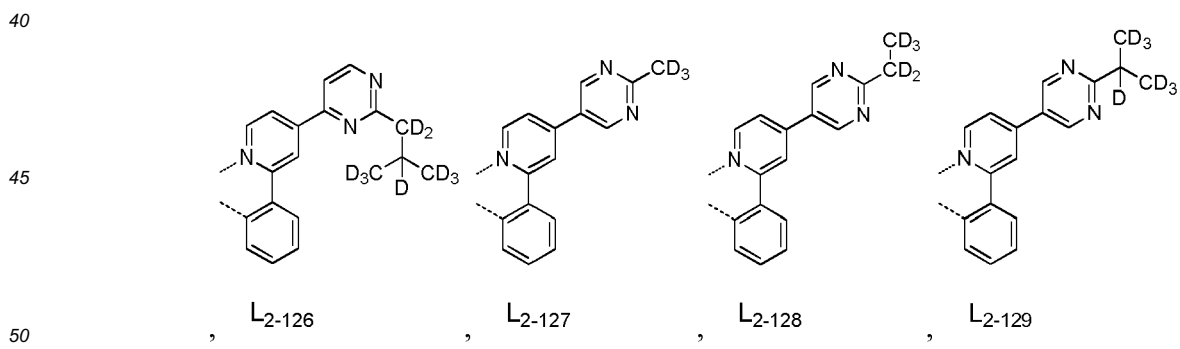
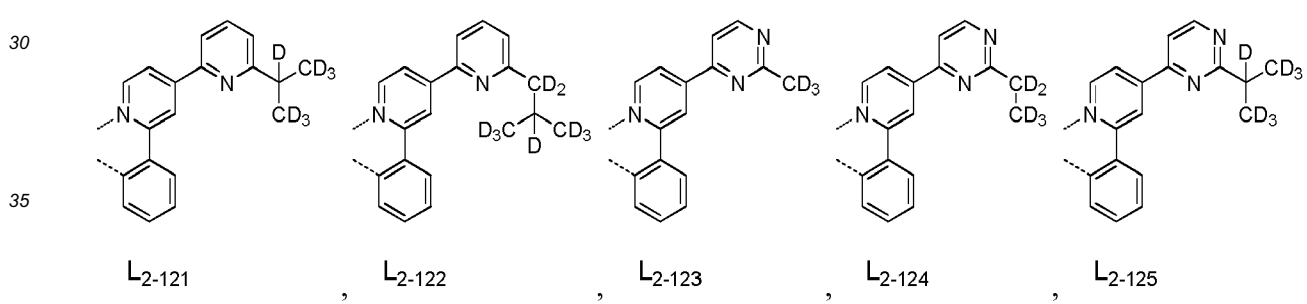
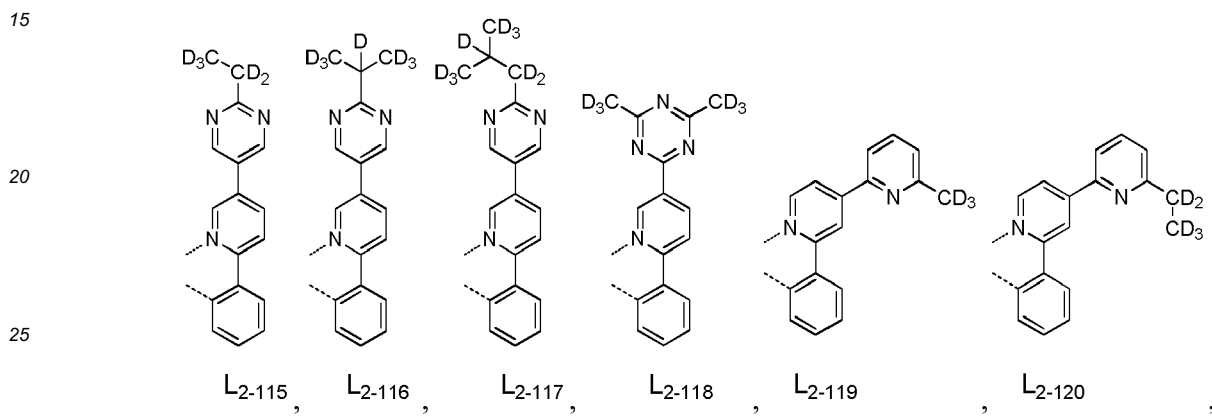
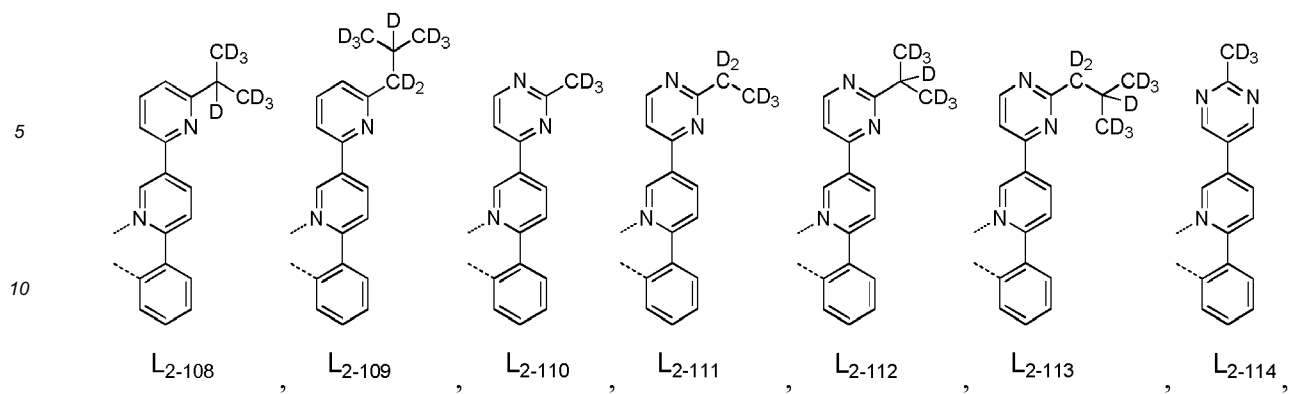
L2-62

55





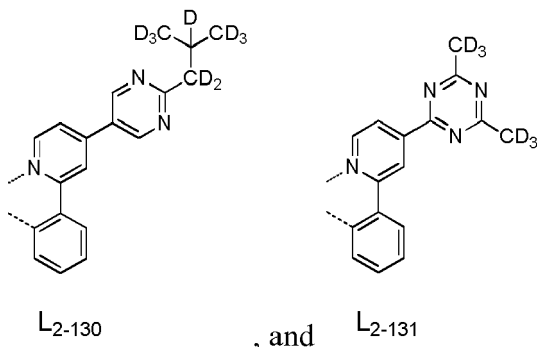




55

5

10



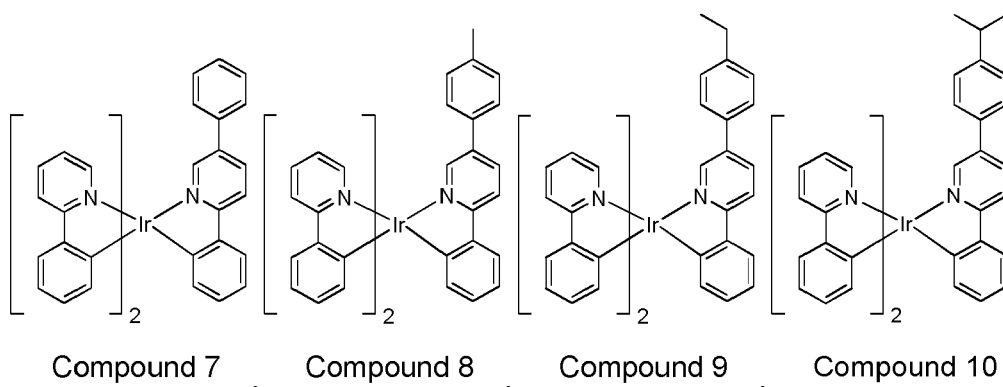
15

**[0111]** In one embodiment of the composition where the first compound and the second compound each independently has the formula of  $Ir(L^1)_2(L^2)$  as defined above, the first compound and the second compound are each independently selected from the group consisting of:

20

25

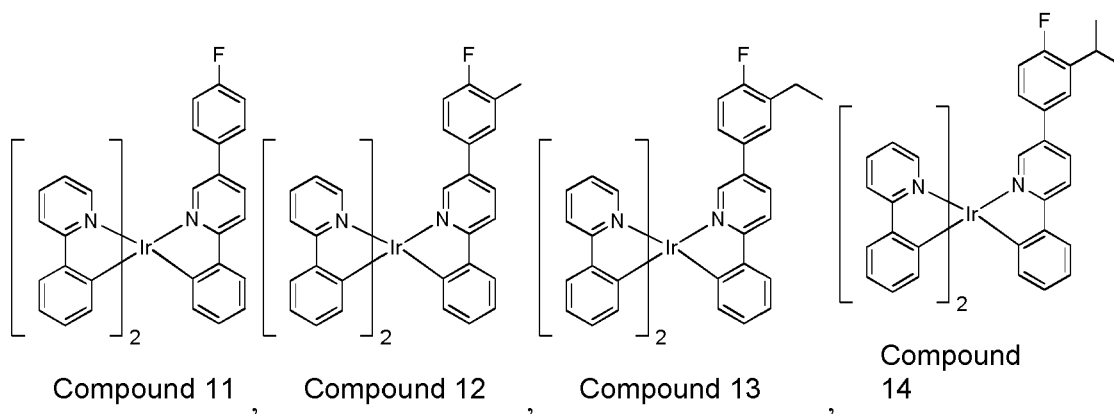
30



35

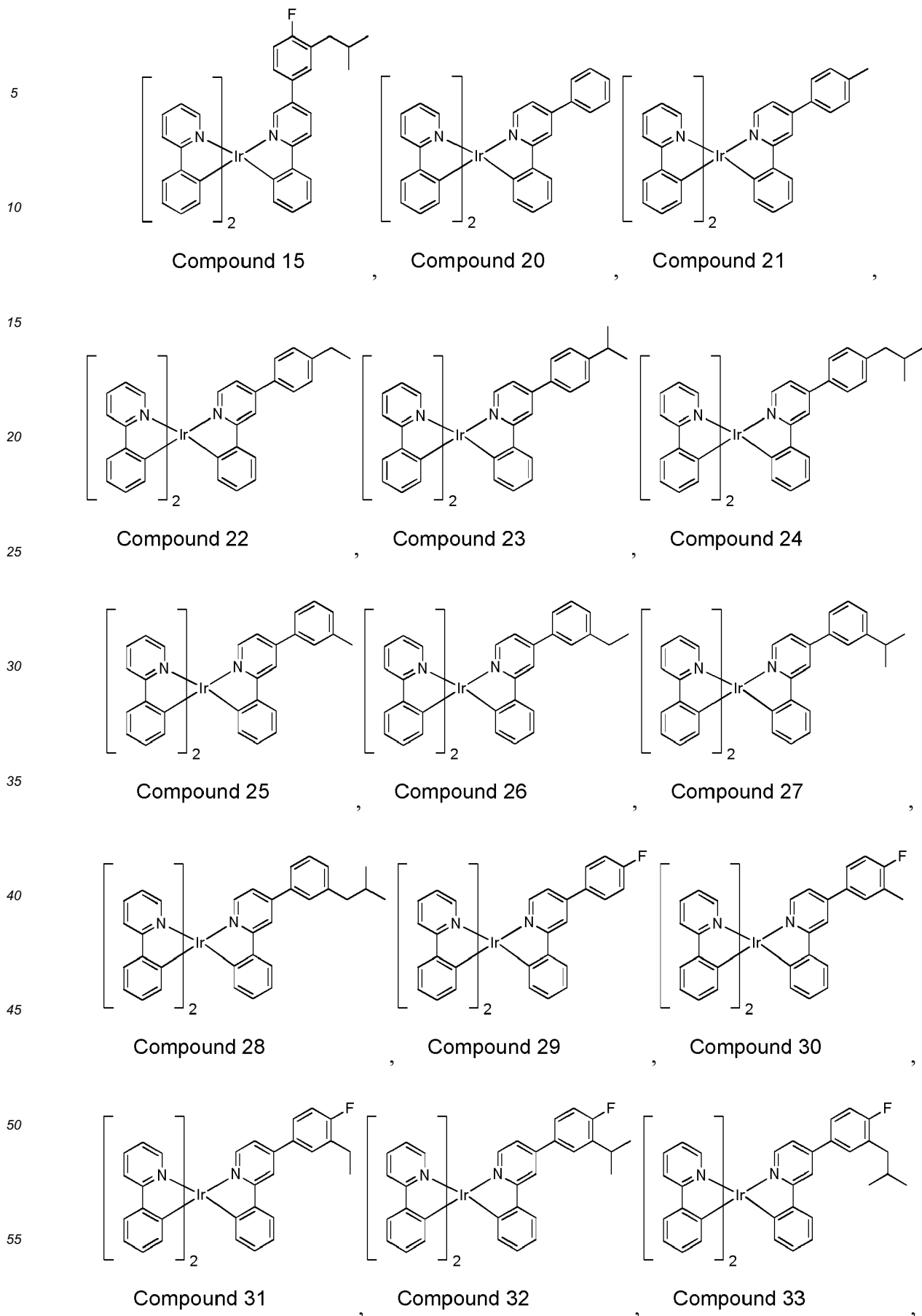
40

45



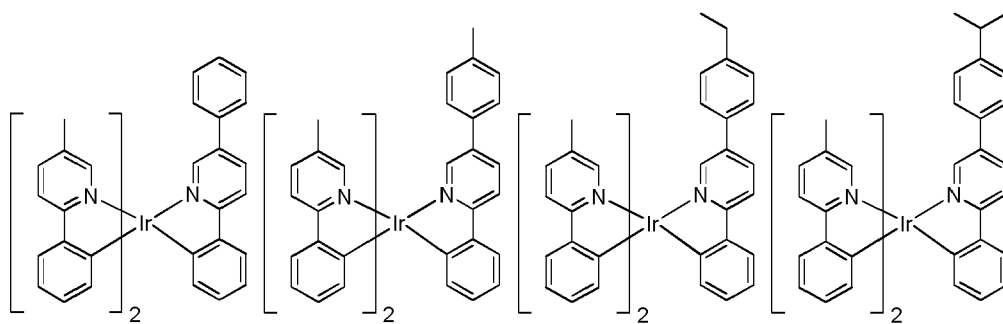
50

55



5

10

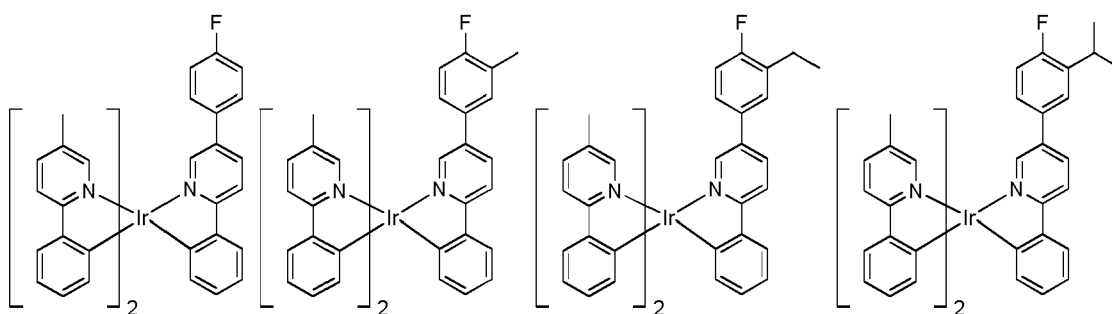


Compound 40 , Compound 41 , Compound 42 , Compound 43 ,

15

20

25

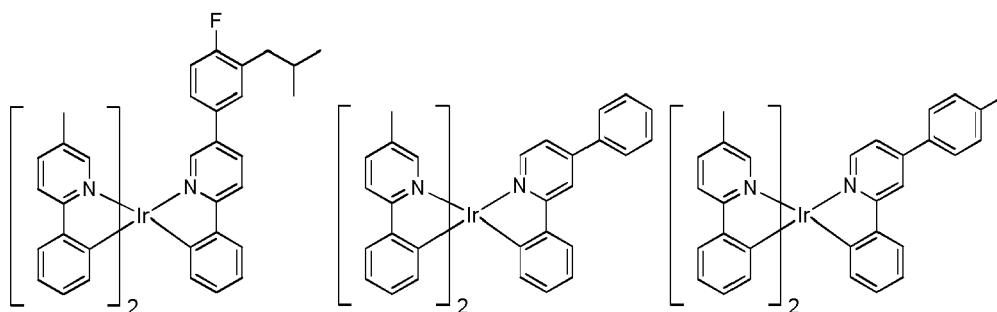


Compound 44 , Compound 45 , Compound 46 , Compound 47 ,

30

35

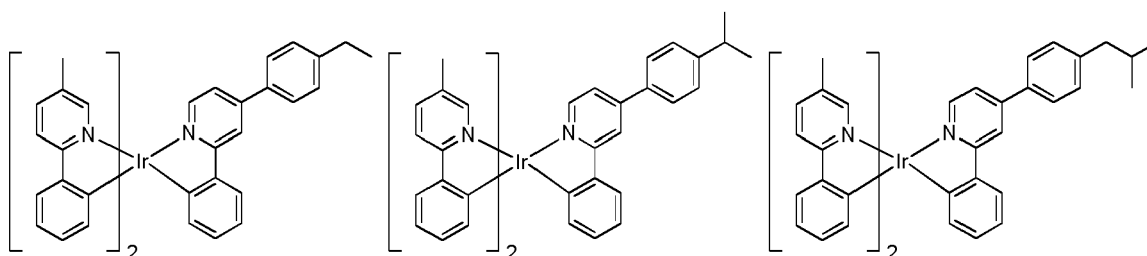
40



Compound 48 , Compound 53 , Compound 54 ,

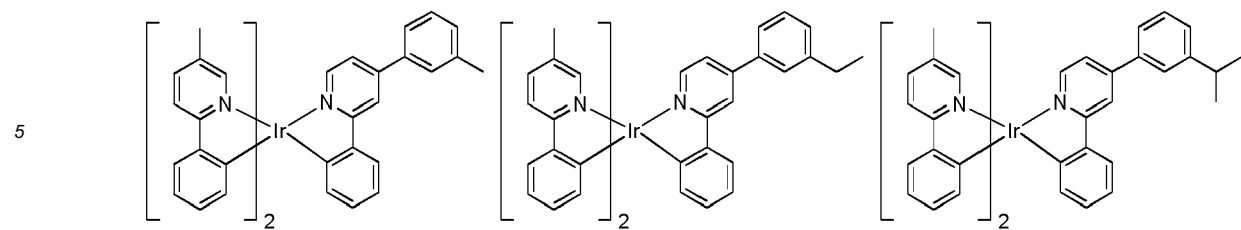
45

50



Compound 55 , Compound 56 , Compound 57 ,

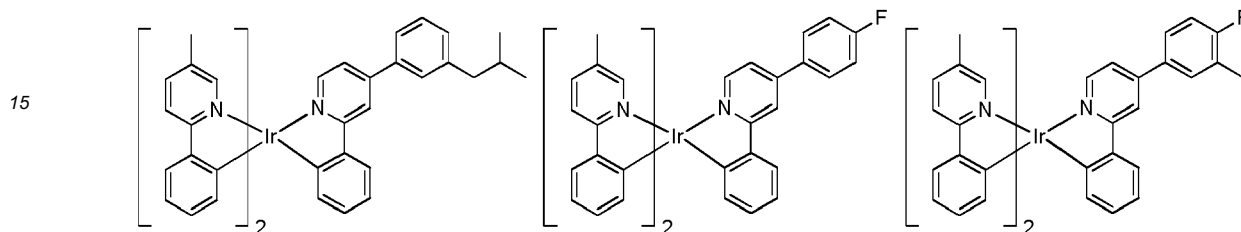
55



Compound 58

Compound 59

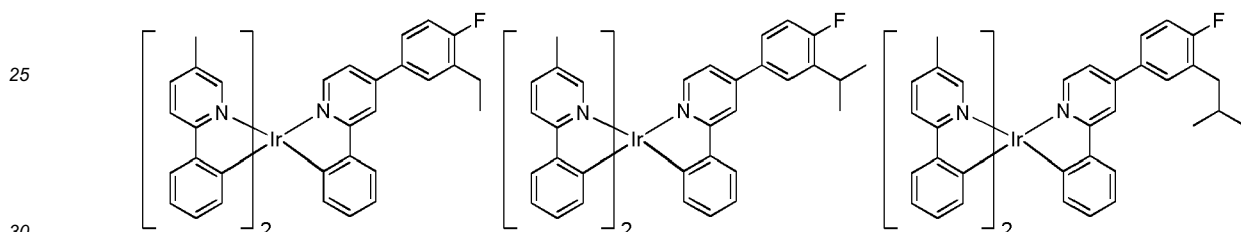
Compound 60



Compound 61

Compound 62

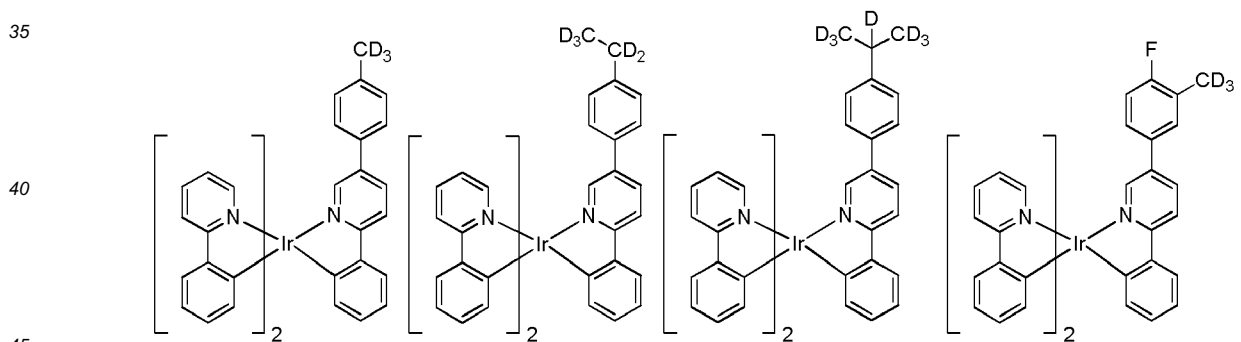
Compound 63



Compound 64

Compound 65

Compound 66



Compound 73

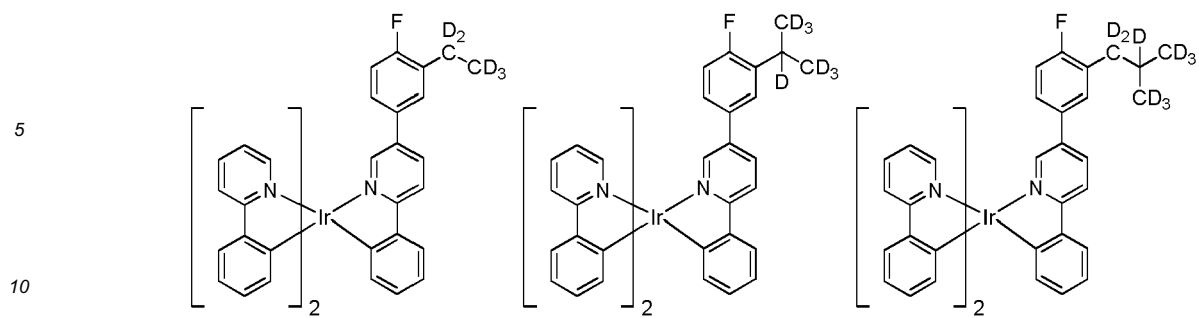
Compound 74

Compound 75

Compound 76

50

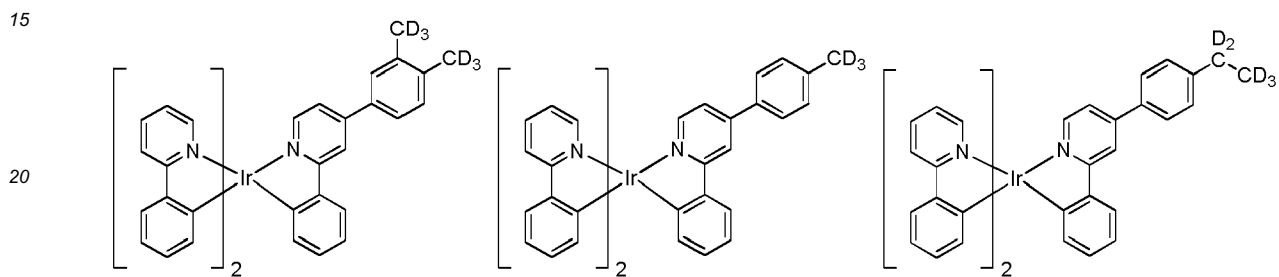
55



Compound 77

Compound 78

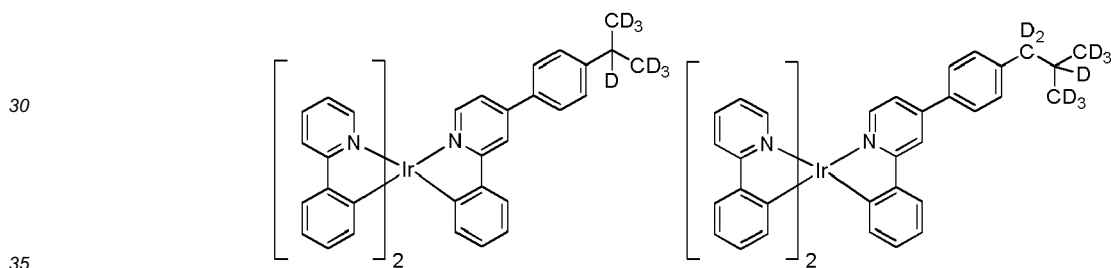
Compound 79



Compound 84

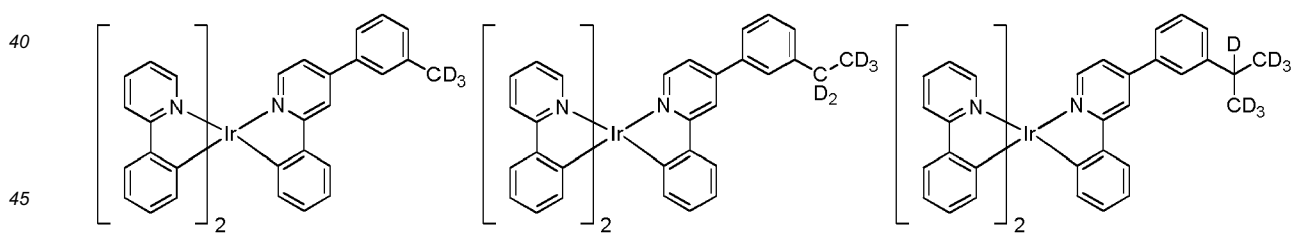
Compound 85

Compound 86



Compound 87

Compound 88



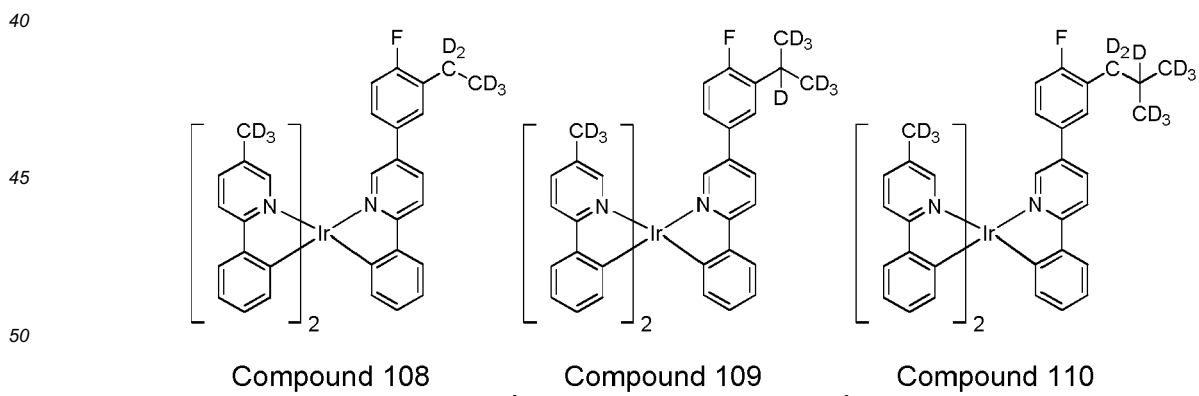
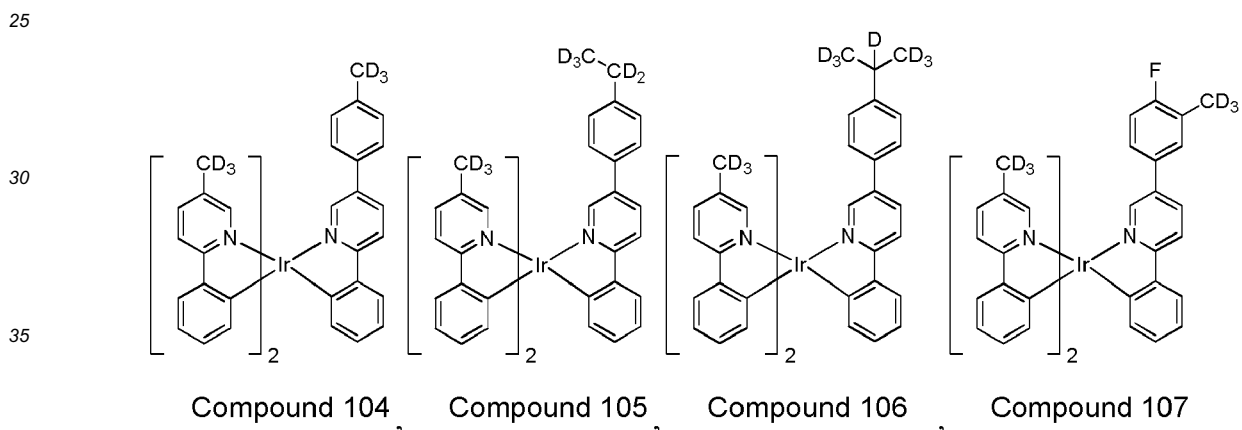
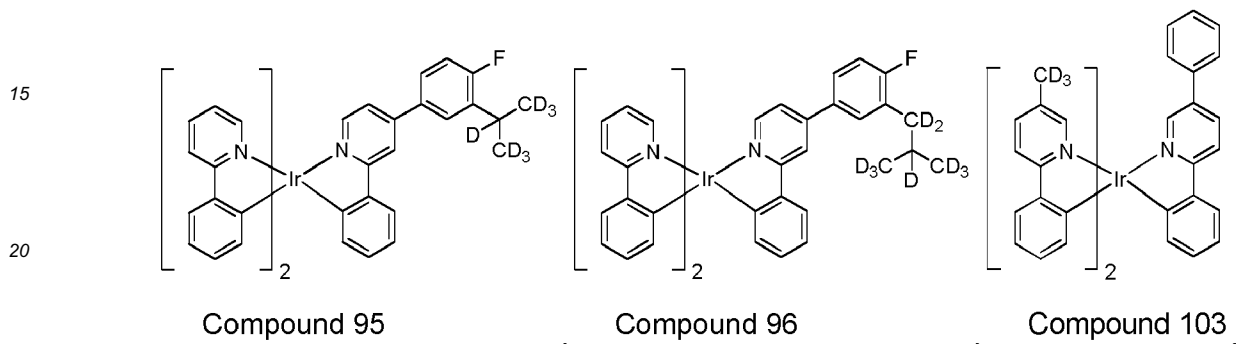
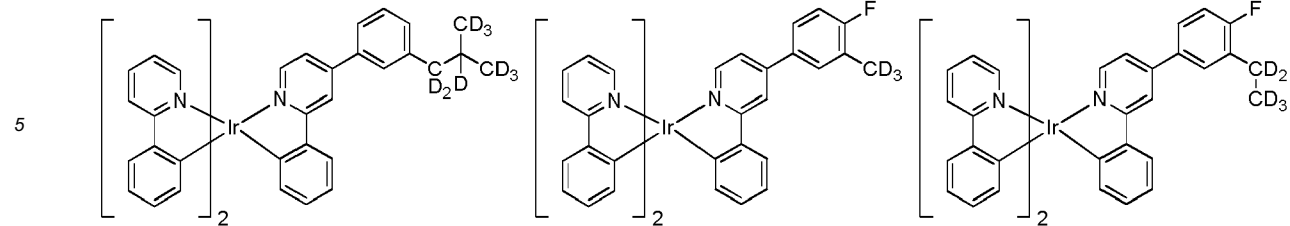
Compound 89

Compound 90

Compound 91

50

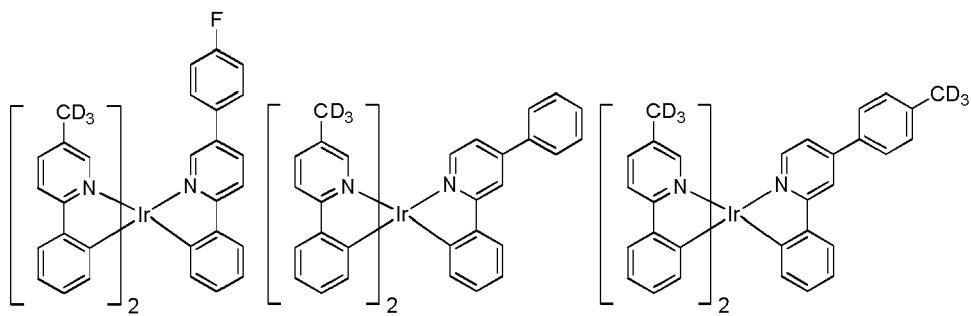
55



55

5

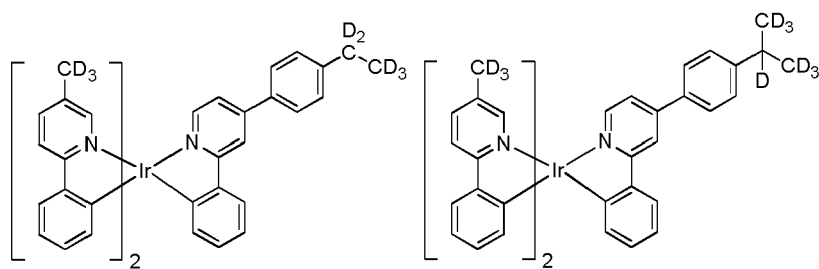
10



Compound 111 , Compound 116 , Compound 117 ,

15

20

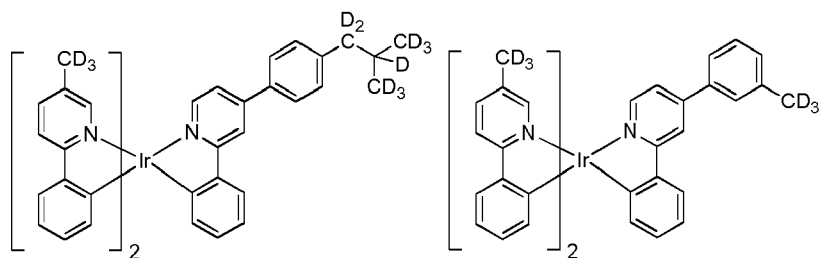


Compound 118 , Compound 119 ,

25

30

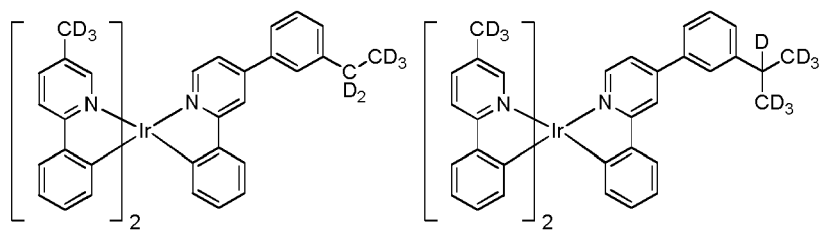
35



Compound 120 , Compound 121 ,

40

45

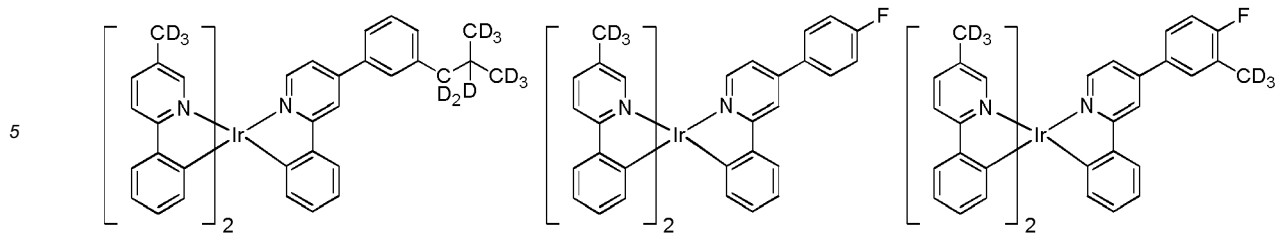


Compound 122 , Compound 123 ,

50

55

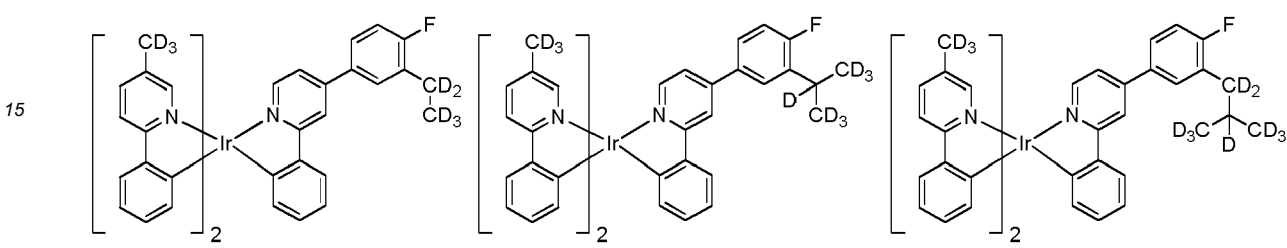




Compound 124

Compound 125

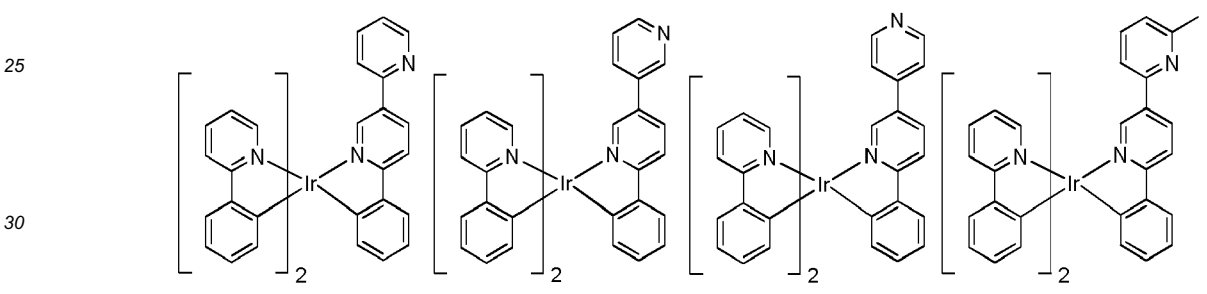
Compound 126



Compound 127

Compound 128

Compound 129

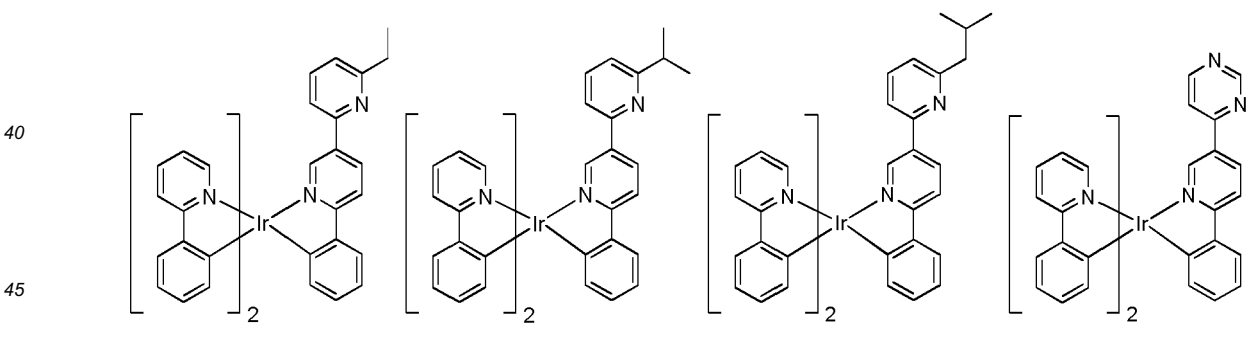


Compound 130

Compound 131

Compound 132

Compound 133

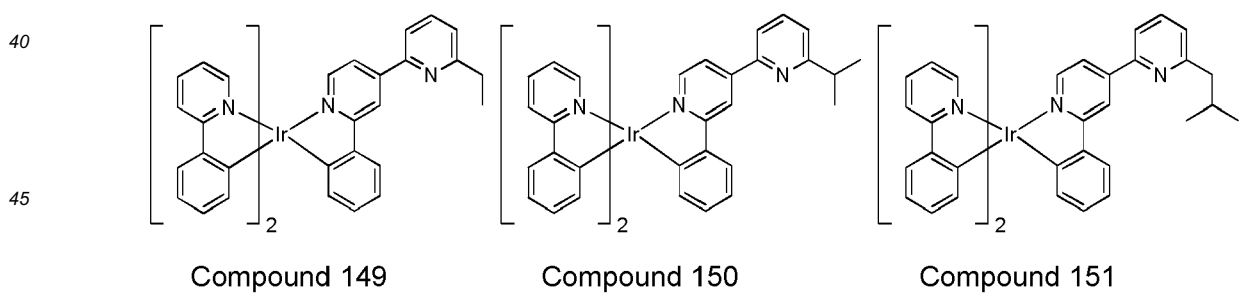
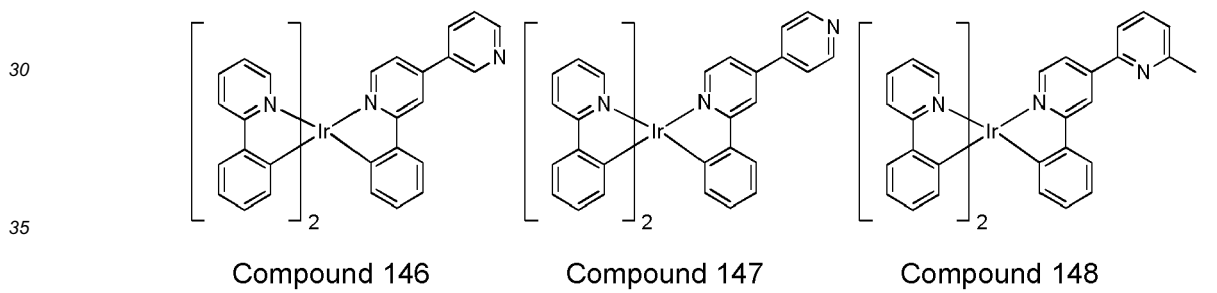
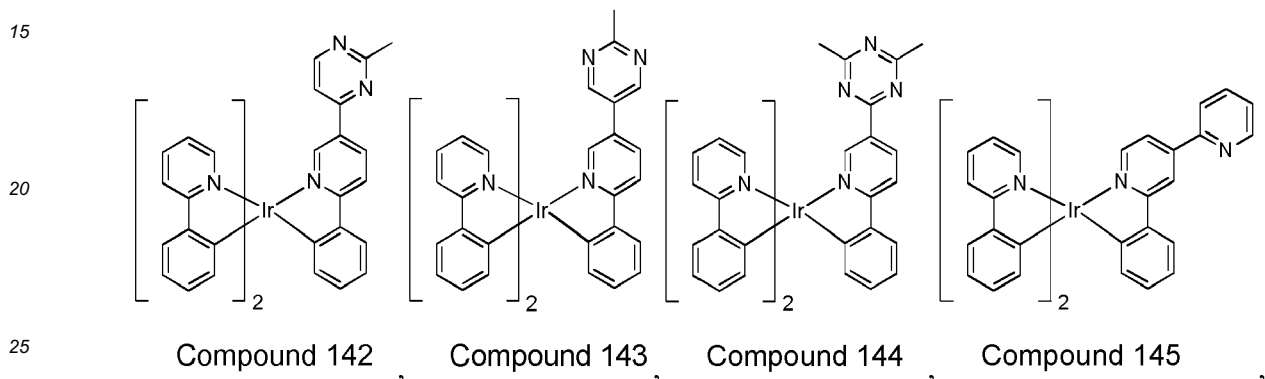
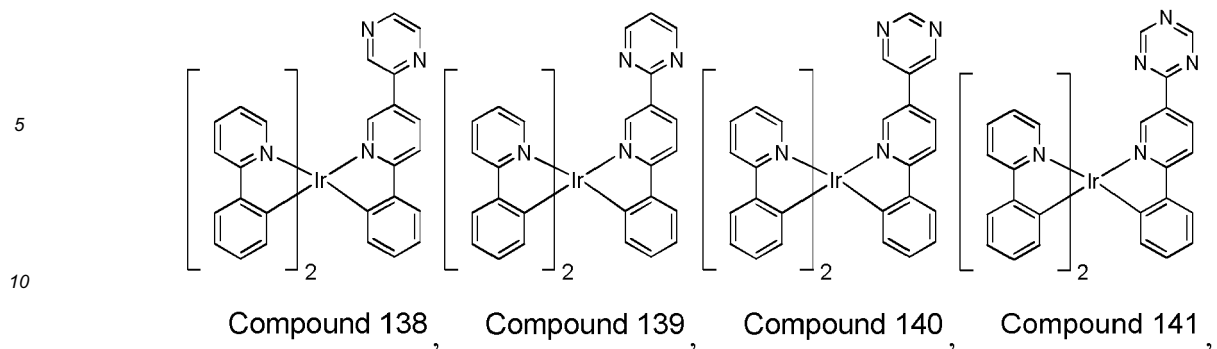


Compound 134

Compound 135

Compound 136

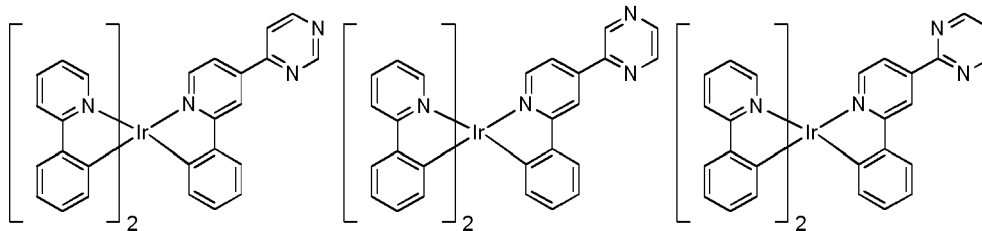
Compound 137



50

55

5



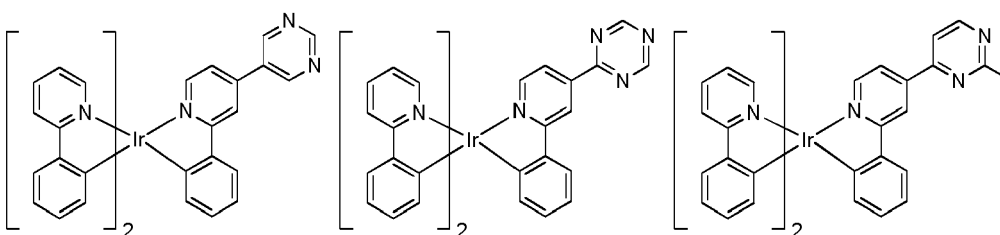
Compound 152

Compound 153

Compound 154

10

15



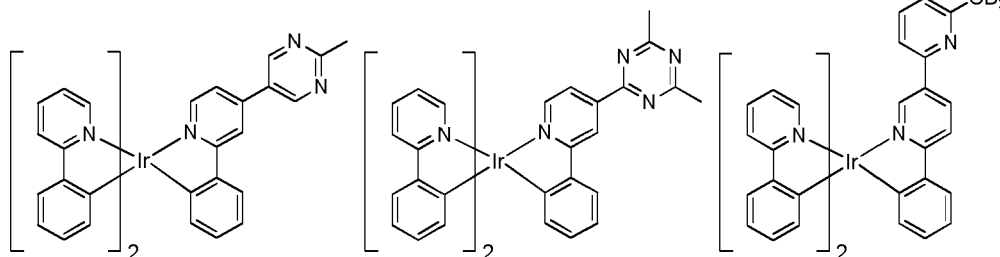
Compound 155

Compound 156

Compound 157

20

25



Compound 158

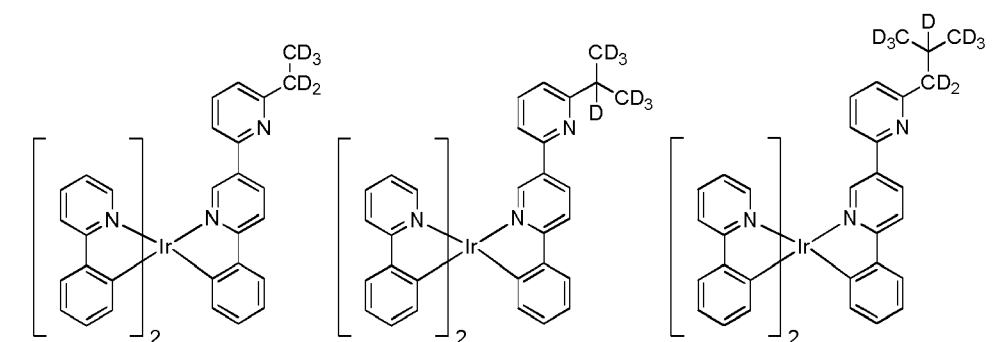
Compound 159

Compound 160

30

35

40



Compound 161

Compound 162

Compound 163

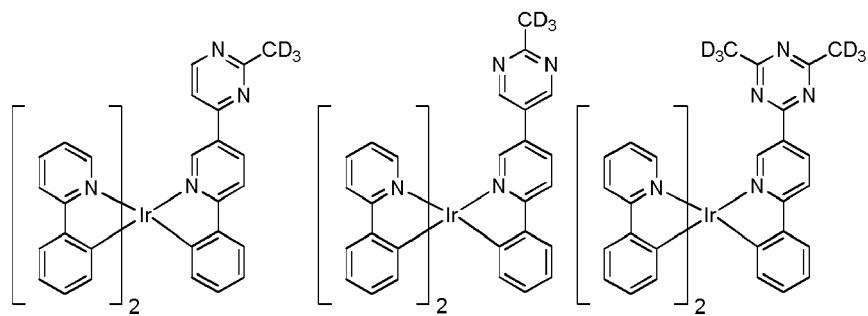
45

50

55

5

10



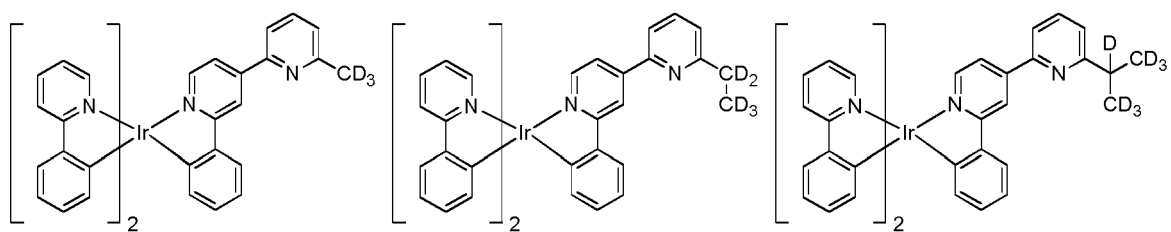
Compound 164

Compound 165

Compound 166

15

20



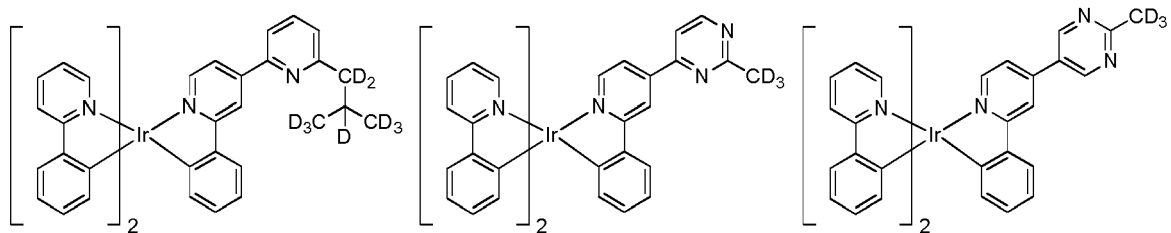
Compound 167

Compound 168

Compound 169

25

30



Compound 170

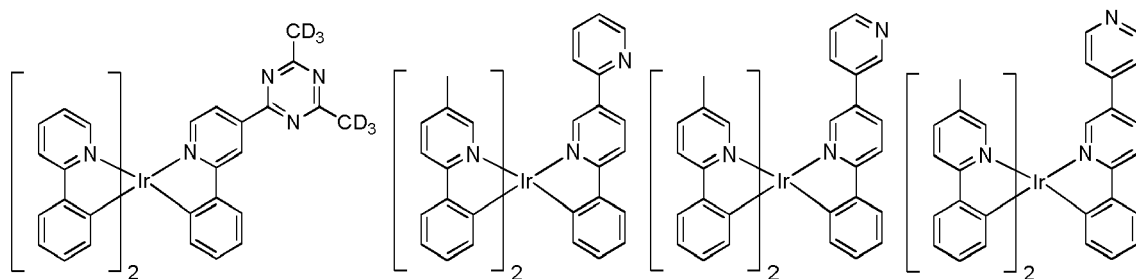
Compound 171

Compound 172

35

40

45



Compound 173

Compound 174

Compound 175

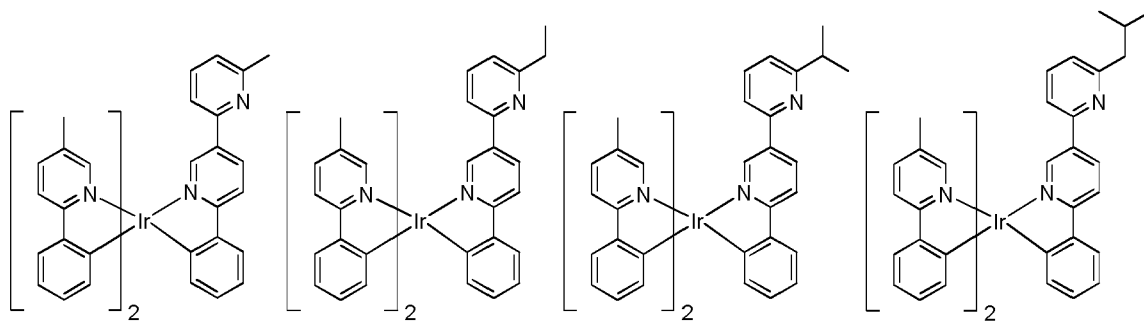
Compound 176

50

55

5

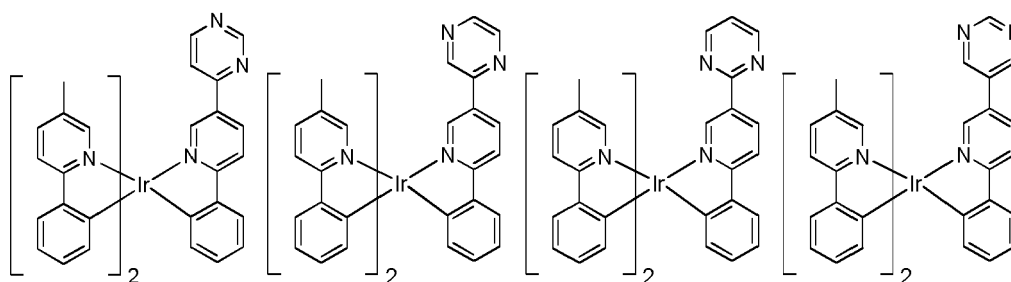
10



Compound 177 , Compound 178 , Compound 179 , Compound 180 ,

15

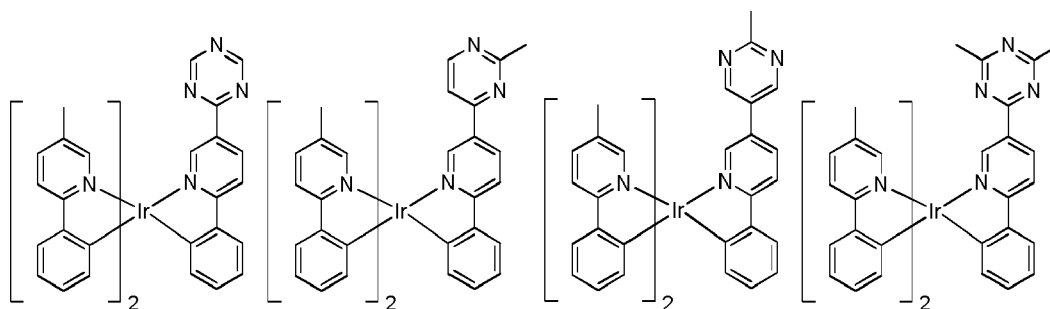
20



Compound 181 , Compound 182 , Compound 183 , Compound 184 ,

30

35

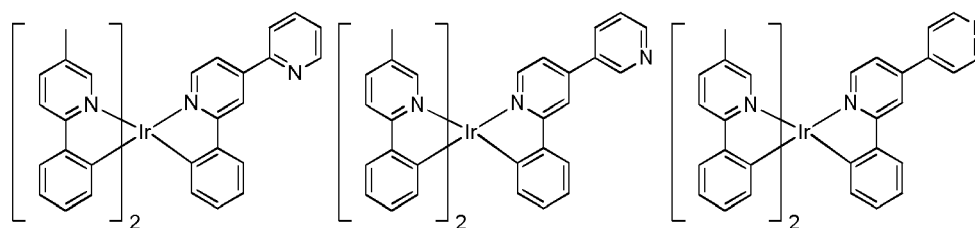


Compound 185 , Compound 186 , Compound 187 , Compound 188 ,

40

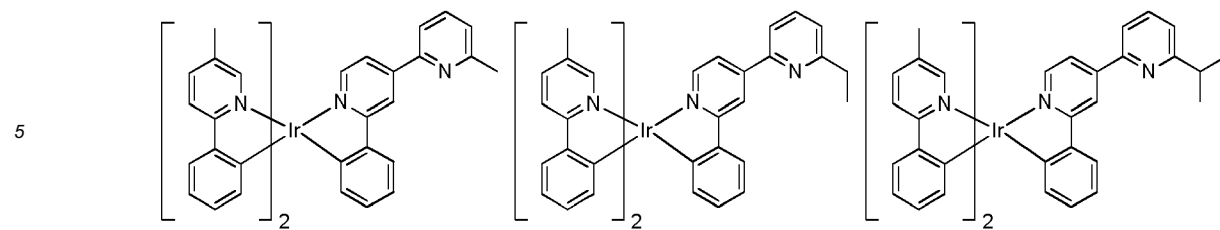
45

50



Compound 189 , Compound 190 , Compound 191 ,

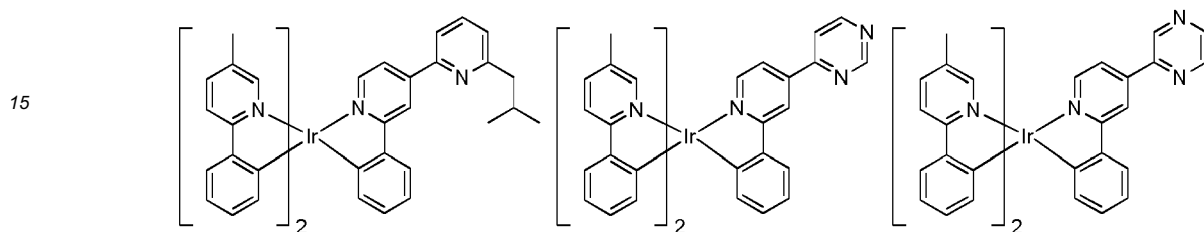
55



Compound 192

Compound 193

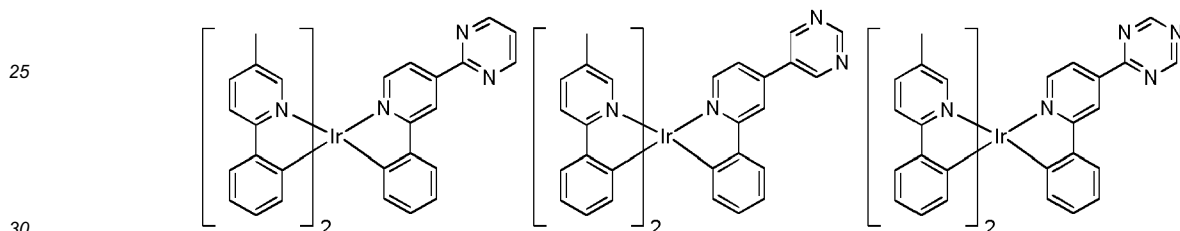
Compound 194



Compound 195

Compound 196

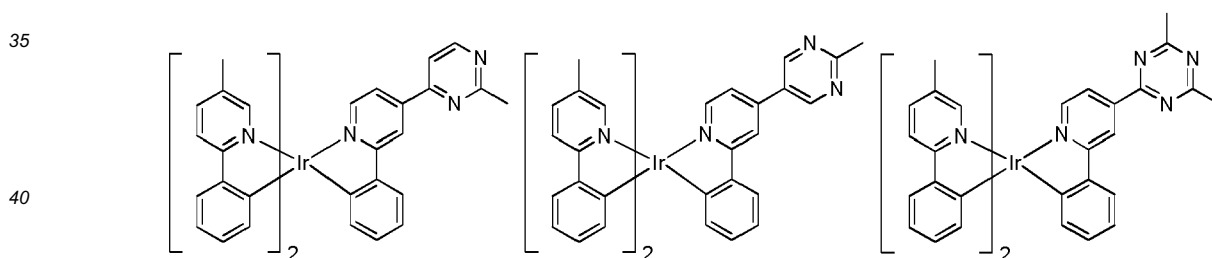
Compound 197



Compound 198

Compound 199

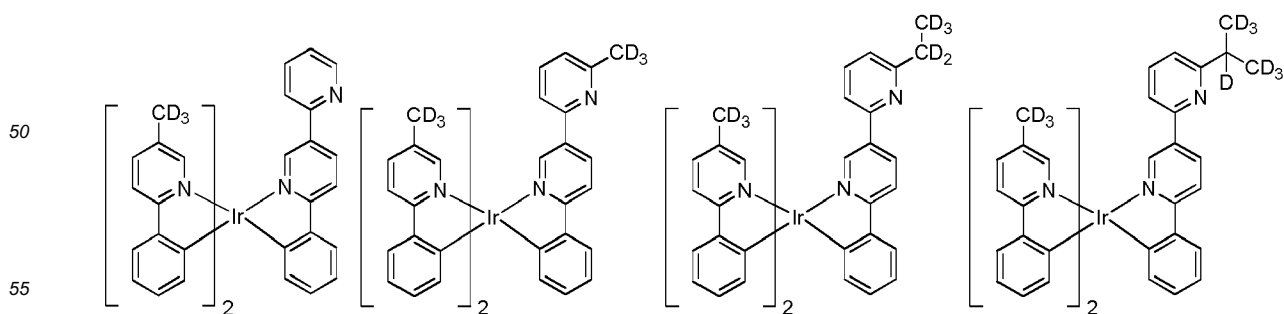
Compound 200



Compound 201

Compound 202

Compound 203

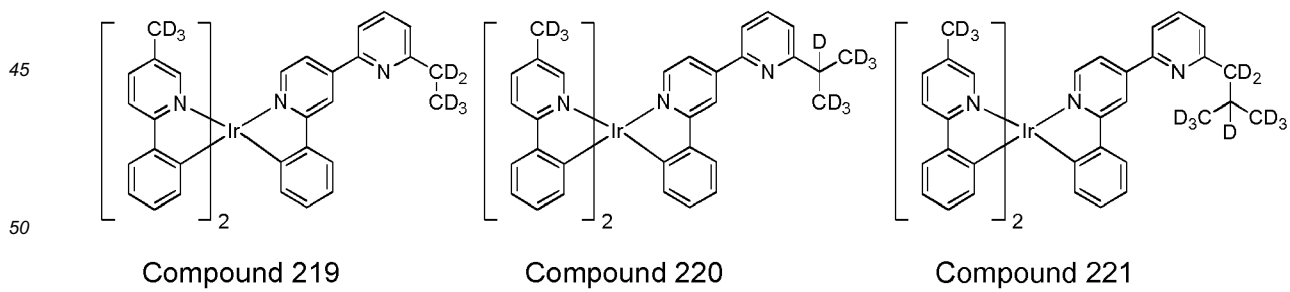
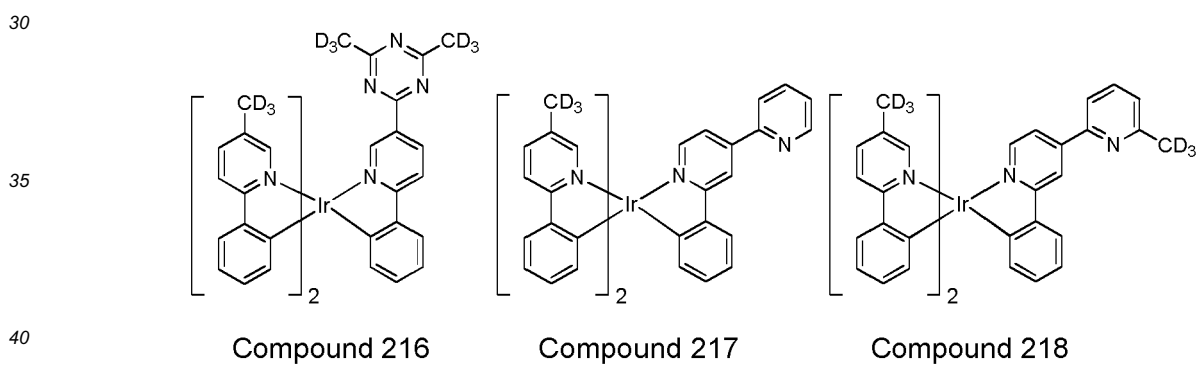
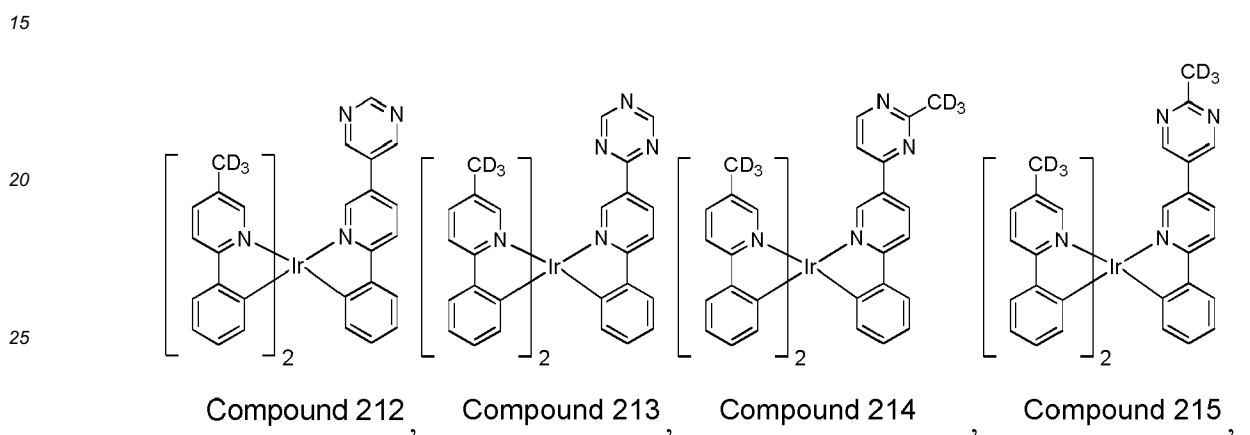
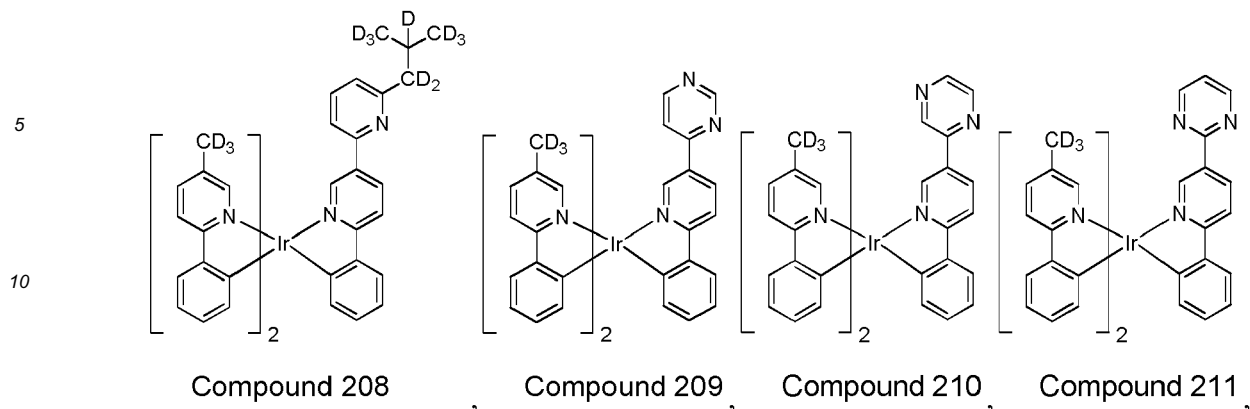


Compound 204

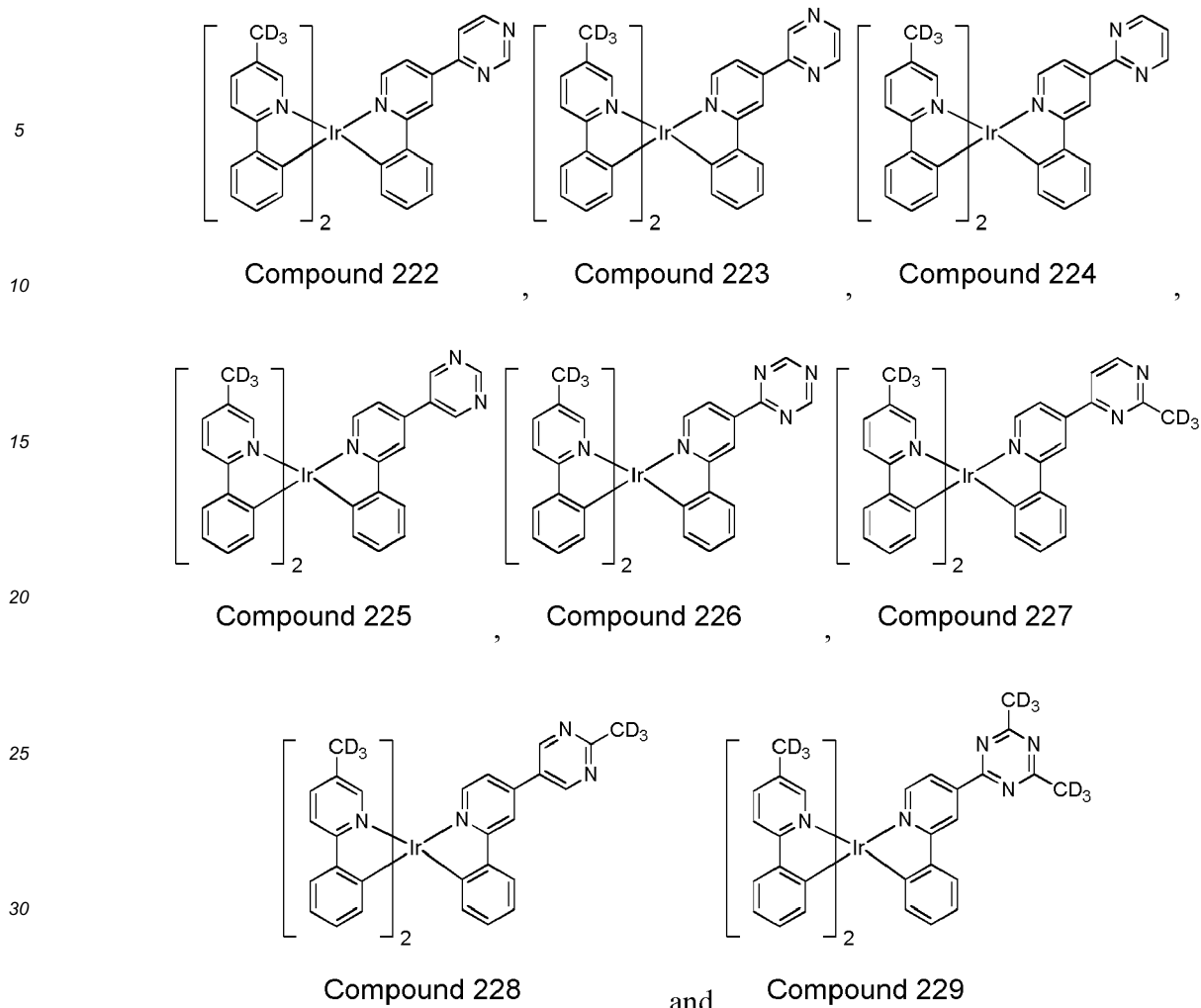
Compound 205

Compound 206

Compound 207

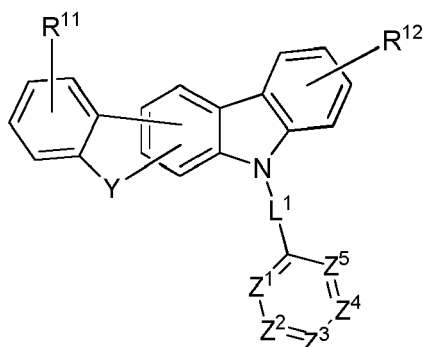


55



**[0112]** In one embodiment of the composition wherein the first compound and the second compound each independently has the formula of  $\text{Ir}(\text{L}^1)_2(\text{L}^2)$  as defined above, the mixture of the first compound and the second compound is selected from the group consisting of: (Compound 7 and Compound 130), (Compound 8 and Compound 131), (Compound 25 and Compound 131), (Compound 27 and Compound 135), (Compound 20 and Compound 145), (Compound 25 and Compound 148), (Compound 40 and Compound 174), (Compound 103 and Compound 204), and (Compound 116 and Compound 217).

**[0113]** In one embodiment of the composition comprising a mixture of a first compound and a second compound, wherein the first compound has a difference chemical structure than the second compound, wherein the first compound is capable of functioning as a phosphorescent emitter in an OLED at room temperature, the first compound has a structure according to Formula V:





wherein

$R^{11}$  and  $R^{12}$  each independently represent mono, di, tri, tetra substitutions, or no substitution;

5  $Y$  is selected from the group consisting of O, S, Se,  $NR'$  and  $CR''R'''$ ;

$L^1$  is a single bond or comprises an aryl or heteroaryl group having from 5-24 carbon atoms, which is optionally further substituted;

10  $Z^1, Z^2, Z^3, Z^4$  and  $Z^5$  are each independently selected from group consisting of  $CR''''$  and N;

at least one of  $Z^1, Z^2, Z^3, Z^4$  and  $Z^5$  is N; and

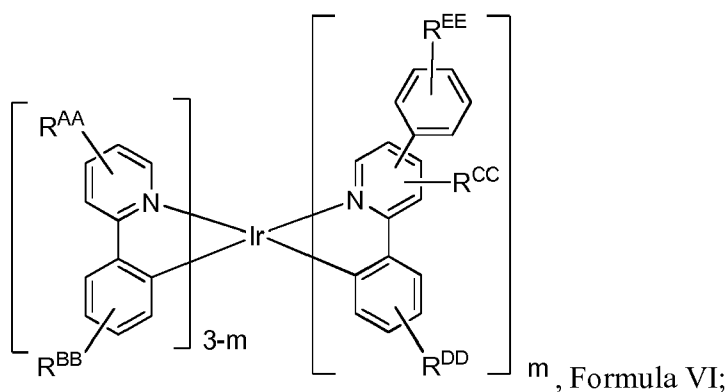
15  $R^{11}, R^{12}, R', R'', R'''$  and  $R''''$  are each independently selected from the group consisting of hydrogen, deuterium, halide, alkyl, cycloalkyl, heteroalkyl, arylalkyl, alkoxy, aryloxy, amino, silyl, alkenyl, cycloalkenyl, heteroalkenyl, alkynyl, aryl, heteroaryl, acyl, carbonyl, carboxylic acid, ester, nitrile, isonitrile, sulfanyl, sulfinyl, sulfonyl, phosphino, and combinations thereof;

wherein the second compound has the Formula VI:

20

25

30



35

wherein

$R^{AA}, R^{BB}, R^{DD}$ , and  $R^{EE}$  each independently represent mono, di, tri, tetra substitutions, or no substitution;

$R^{CC}$  represent mono, di, tri substitutions, or no substitution;

40

$R^{AA}, R^{BB}, R^{CC}, R^{DD}$ , and  $R^{EE}$  are each independently selected from the group consisting of hydrogen, deuterium, halide, alkyl, cycloalkyl, heteroalkyl, arylalkyl, alkoxy, aryloxy, amino, silyl, alkenyl, cycloalkenyl, heteroalkenyl, alkynyl, aryl, heteroaryl, acyl, carbonyl, carboxylic acid, ester, nitrile, isonitrile, sulfanyl, sulfinyl, sulfonyl, phosphino, and combinations thereof; and

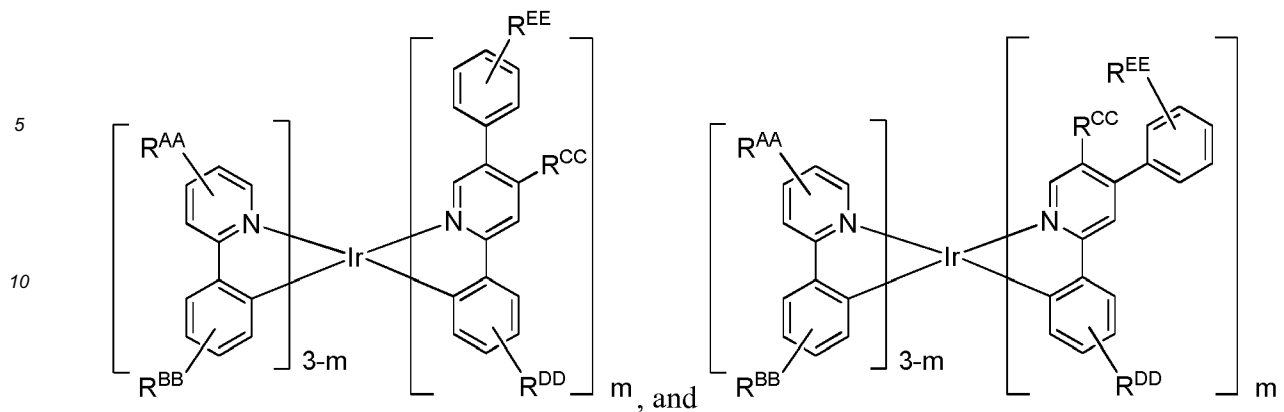
45

$m$  is 1 or 2.

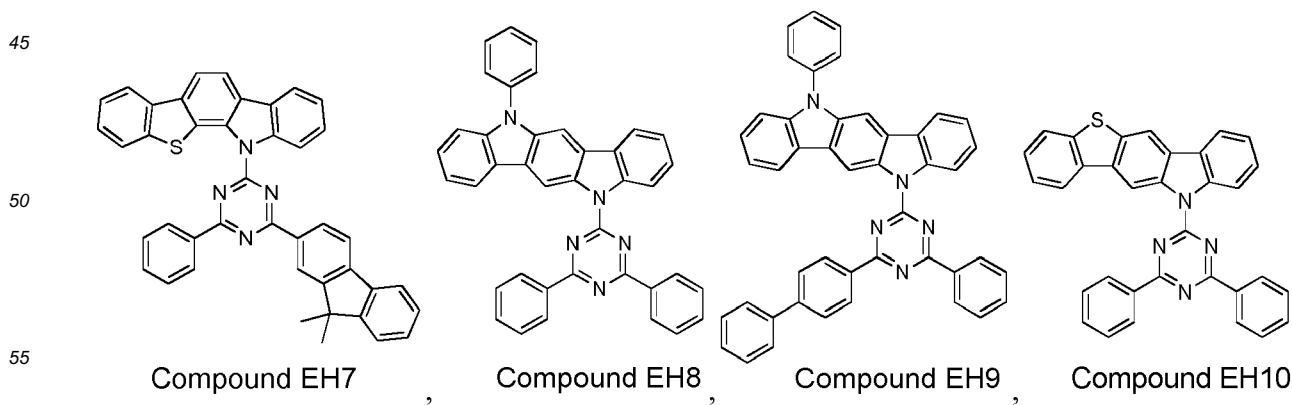
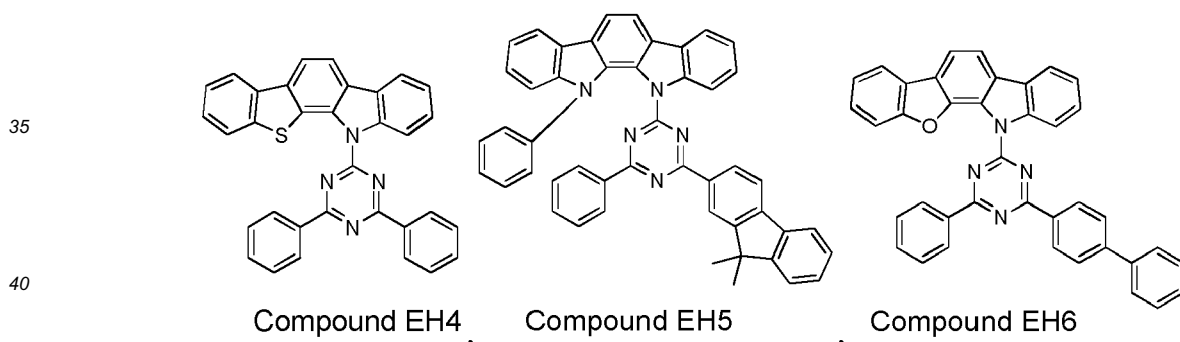
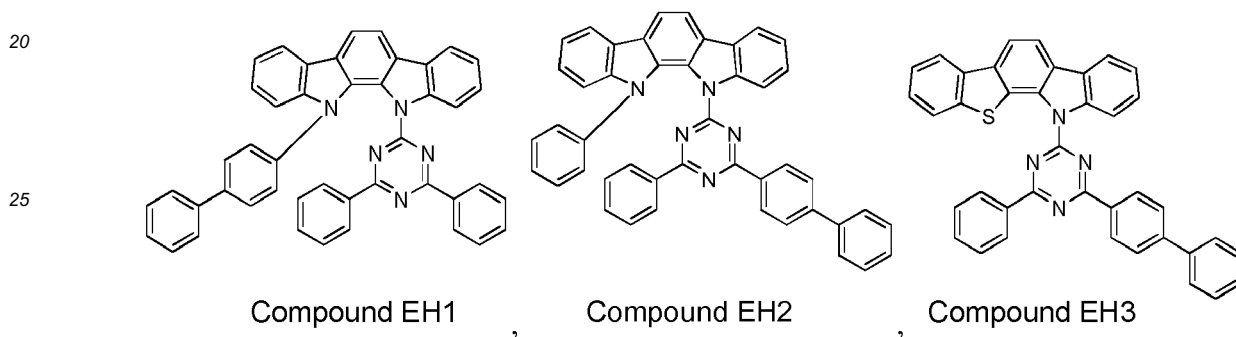
**[0114]** In one embodiment, where the second compound has the structure according to Formula II defined above,  $X^1, X^3$  and  $X^5$  are N; and  $X^2$  and  $X^4$  are  $CR''''$ .

50 **[0115]** In one embodiment, where the second compound has the structure according to Formula VI,  $m$  is 1. In another embodiment,  $R^{AA}, R^{BB}, R^{CC}$ , and  $R^{DD}$  are each independently selected from the group consisting of hydrogen, deuterium, alkyl, cycloalkyl, and combinations thereof. In another embodiment,  $R^{EE}$  is selected from the group consisting of hydrogen, deuterium, halide, alkyl, cycloalkyl, and combinations thereof.

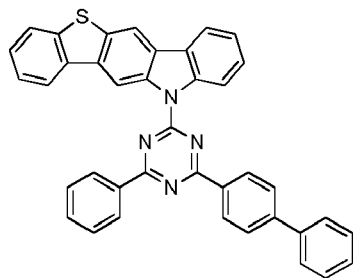
55 **[0116]** In another embodiment, where the second compound has the structure according to Formula VI defined above, the second compound is selected from the group consisting of:



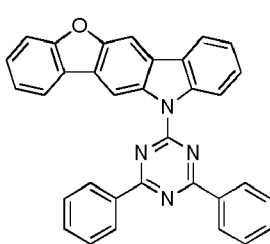
[0117] In another embodiment, where the first compound has the structure according to Formula V defined above, the first compound is selected from the group consisting of:



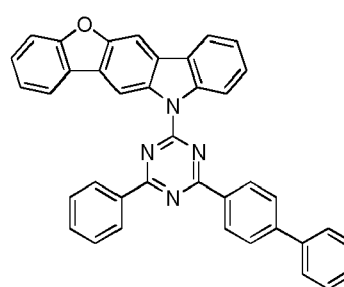
5



Compound EH11



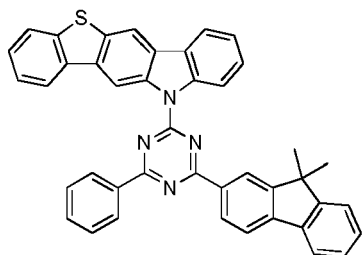
Compound EH12



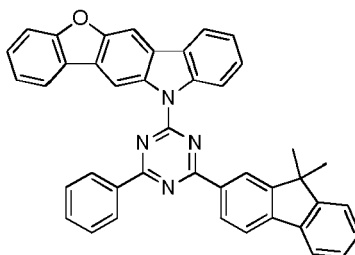
Compound EH13

10

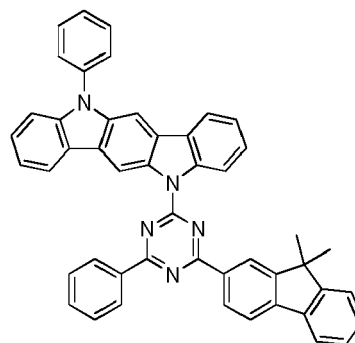
15



Compound EH14



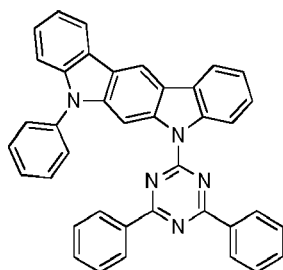
Compound EH15



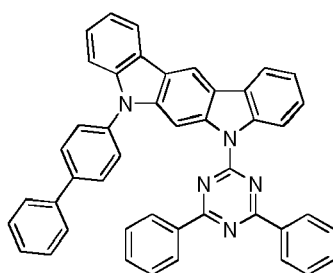
Compound EH16

20

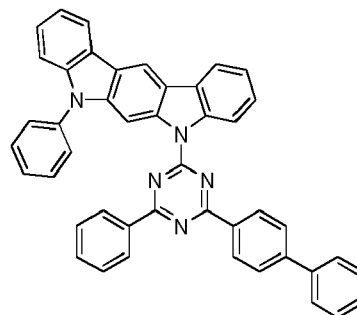
25



Compound EH17



Compound EH18

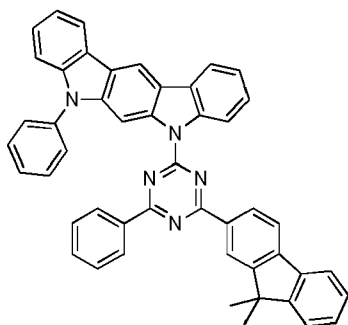


Compound EH19

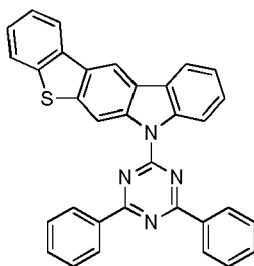
30

35

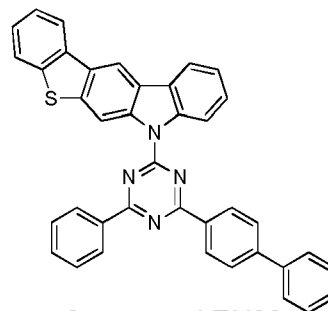
40



Compound EH20



Compound EH21



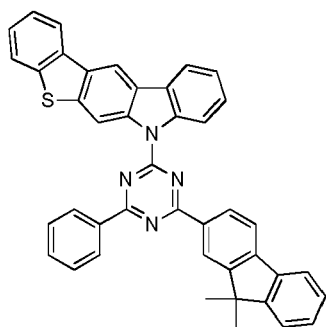
Compound EH22

45

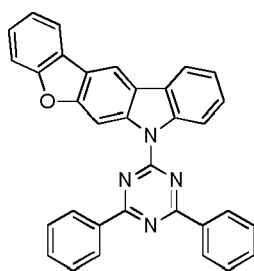
50

55

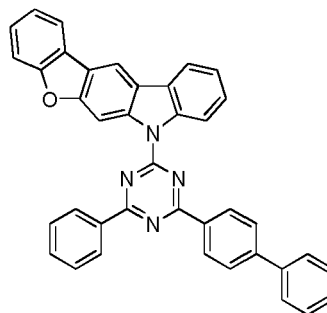
5



Compound EH23



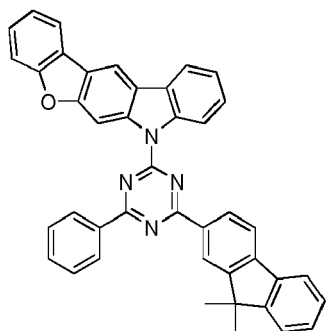
Compound EH24



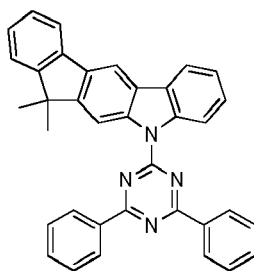
Compound EH25

10

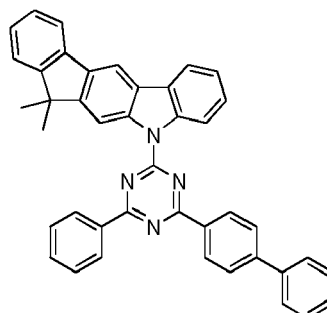
15



Compound EH26



Compound EH27

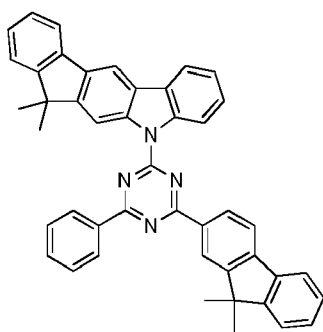


Compound EH28

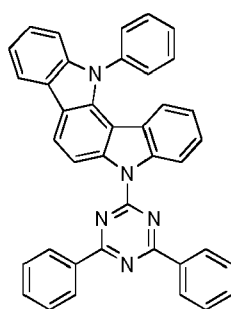
20

25

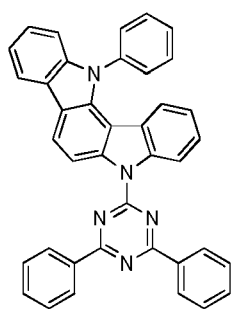
30



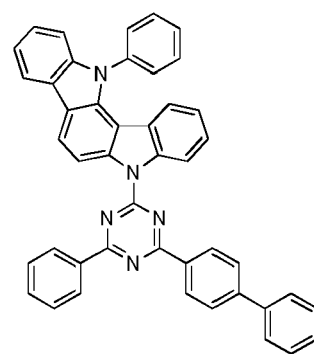
Compound EH29



Compound EH30



Compound EH31

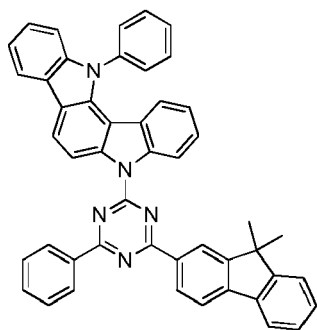


Compound EH32

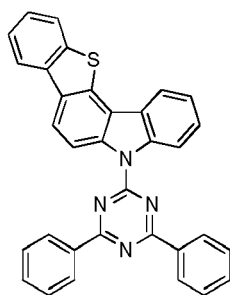
35

40

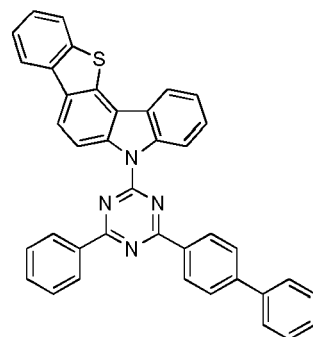
45



Compound EH33



Compound EH34

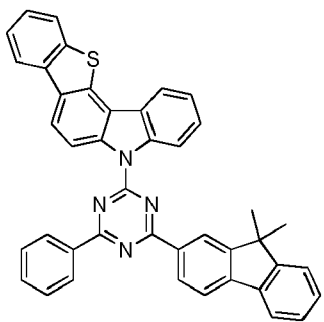


Compound EH35

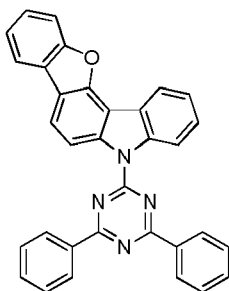
50

55

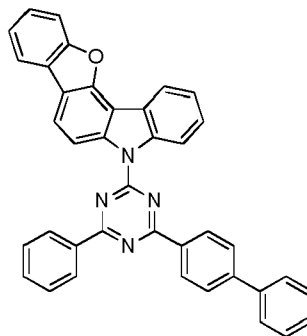
5  
10  
15  
20  
25  
30  
35  
40  
45  
50  
55



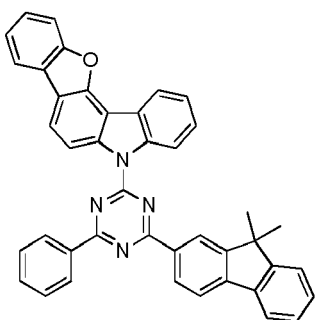
Compound EH36



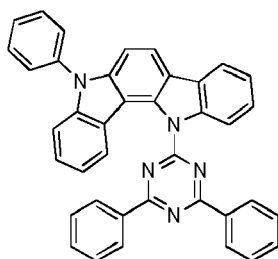
Compound EH37



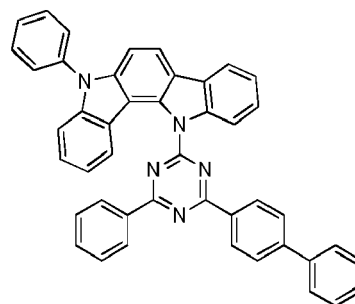
Compound EH38



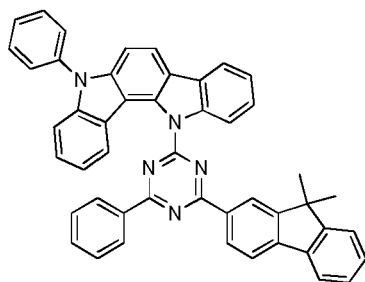
Compound EH39



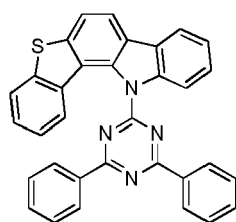
Compound EH40



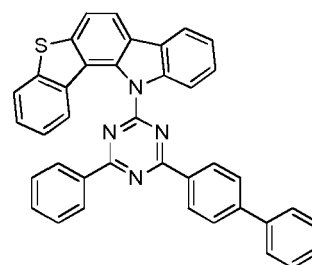
Compound EH41



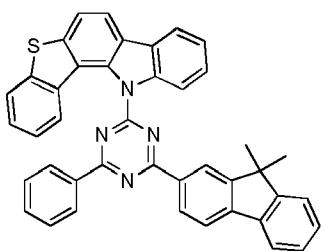
Compound EH42



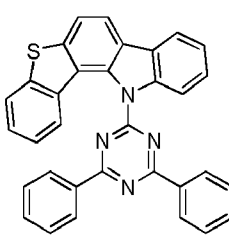
Compound EH43



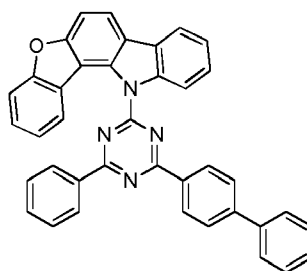
Compound EH44



Compound EH45

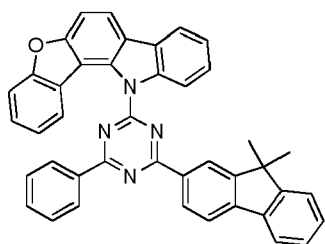


Compound EH46

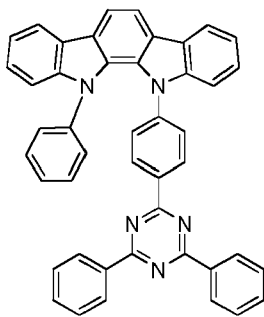


Compound EH47

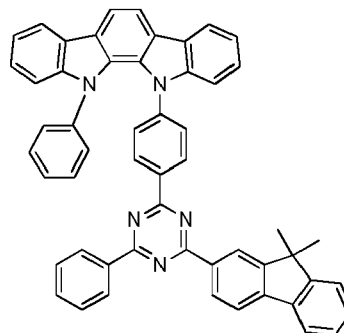
5



Compound EH48

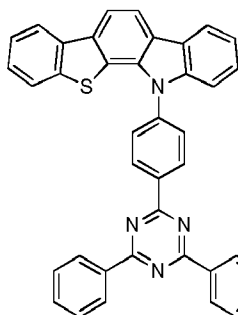


Compound EH49

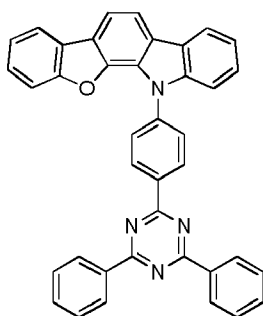


Compound EH50

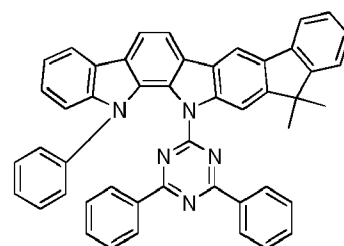
15



Compound EH51



Compound EH52



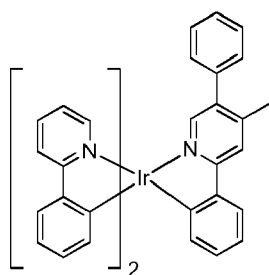
Compound EH53

25

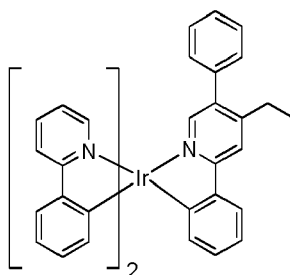
30

**[0118]** In one embodiment of the composition, where the second compound has the structure according to Formula VI, the second compound is selected from the group consisting of:

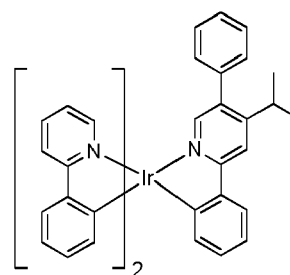
35



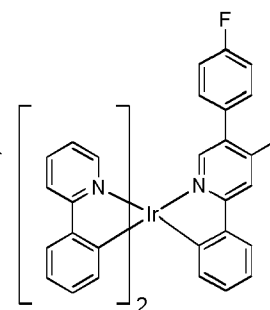
Compound 1



Compound 2

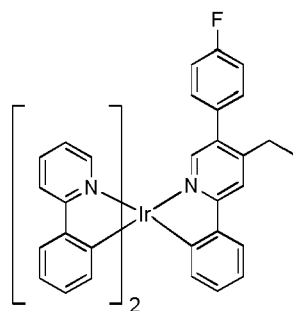


Compound 3

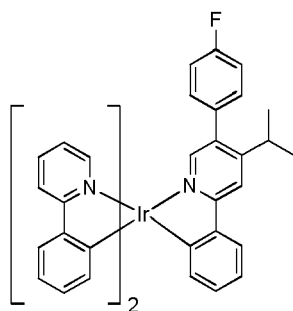


Compound 4

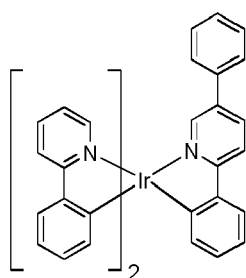
45



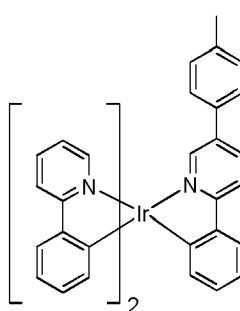
Compound 5



Compound 6

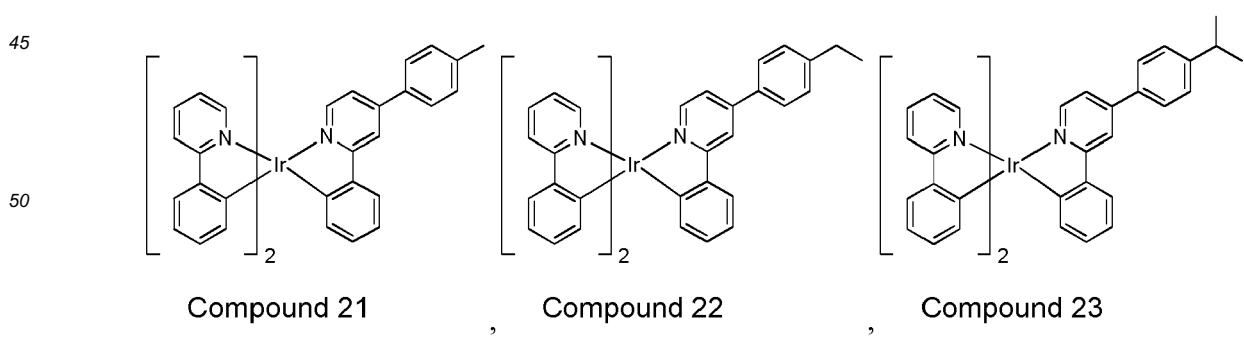
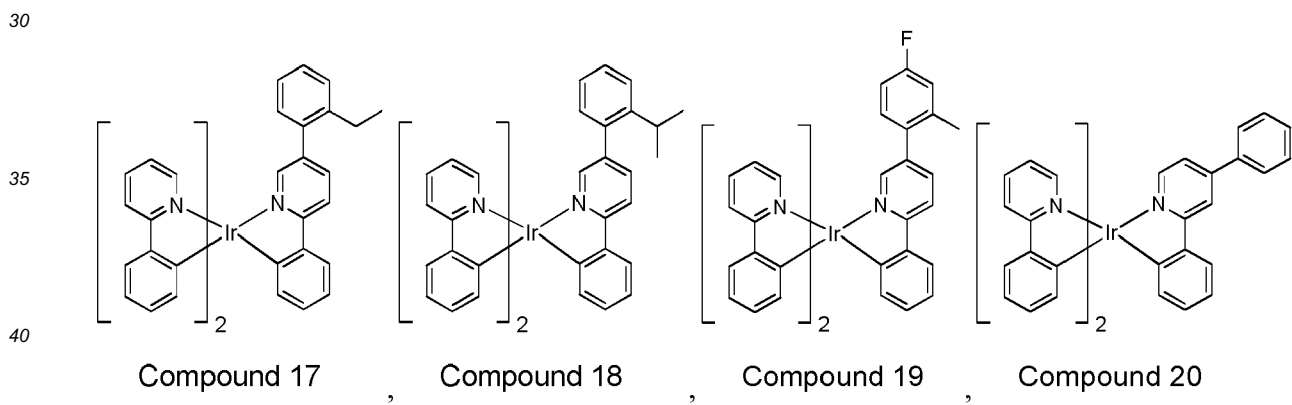
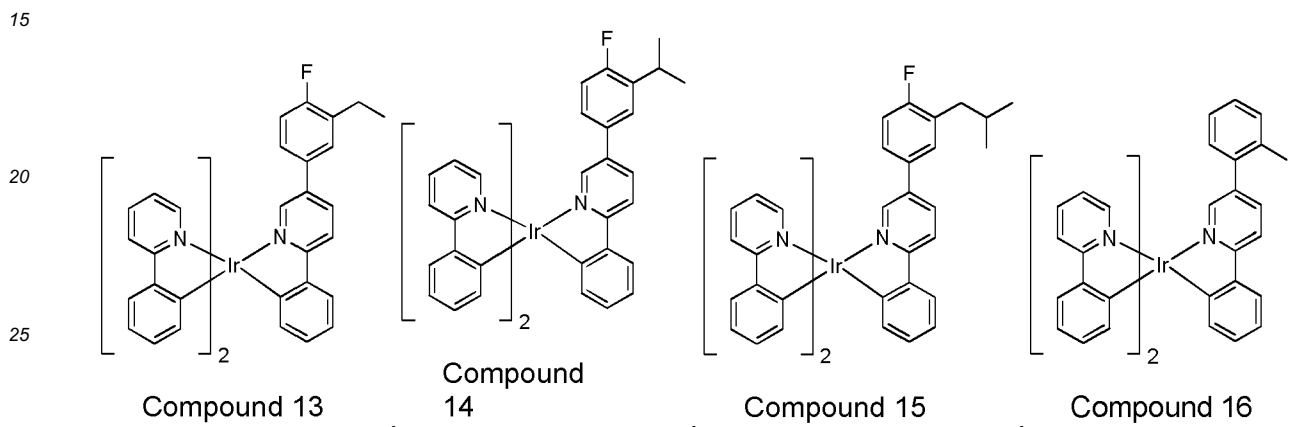
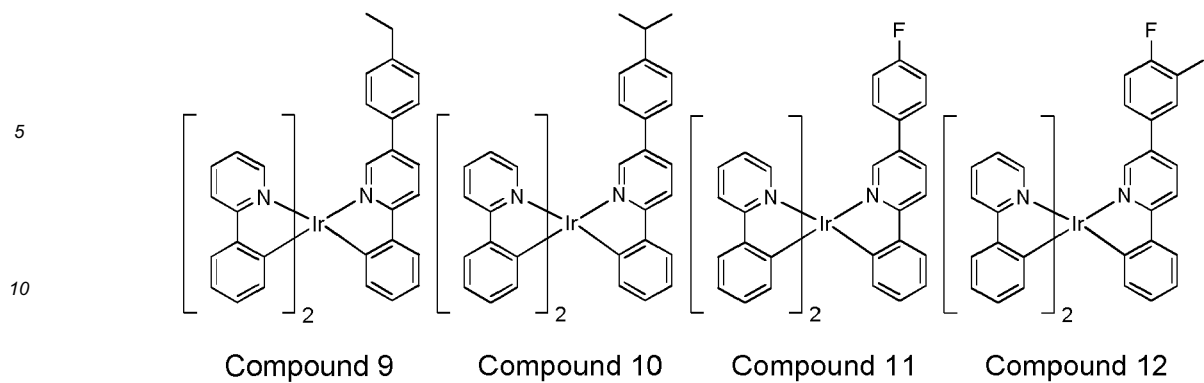


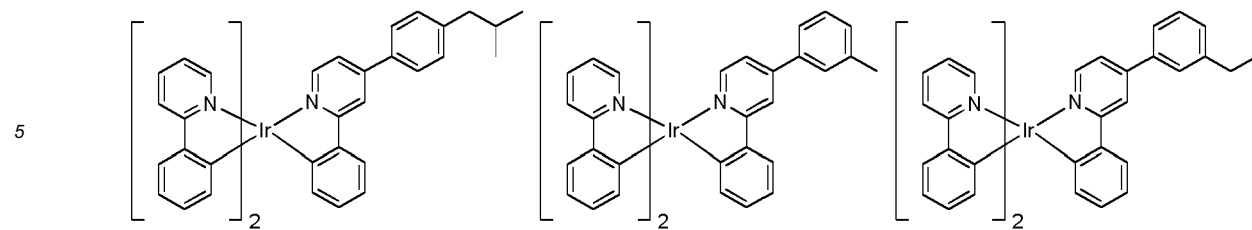
Compound 7



Compound 8

55

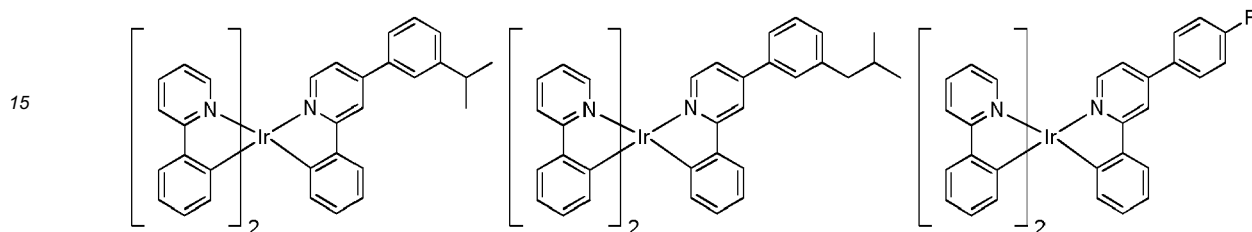




Compound 24

Compound 25

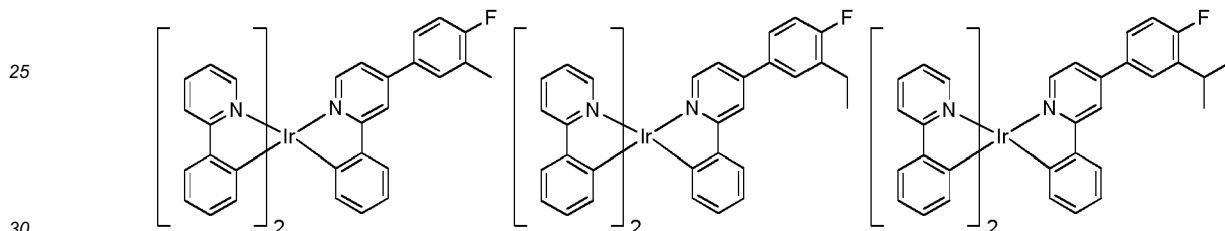
Compound 26



Compound 27

Compound 28

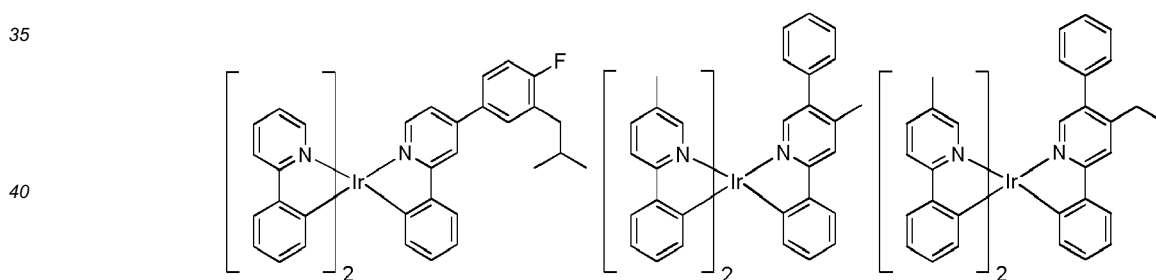
Compound 29



Compound 30

Compound 31

Compound 32



Compound 33

Compound 34

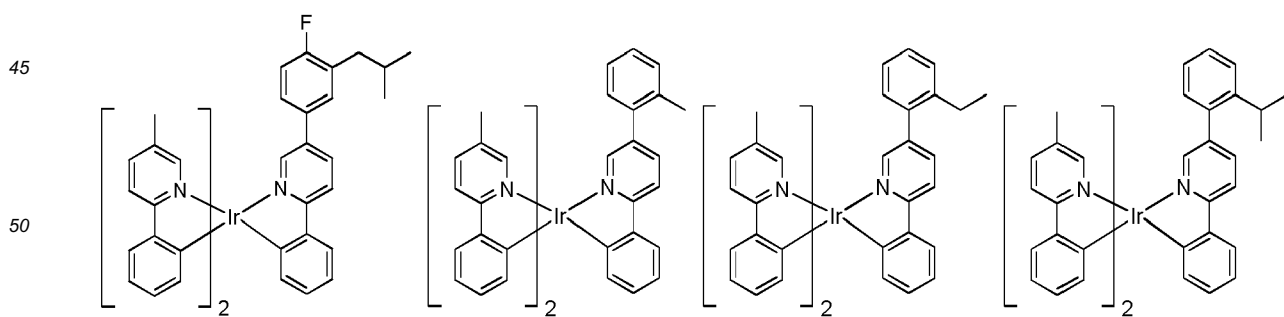
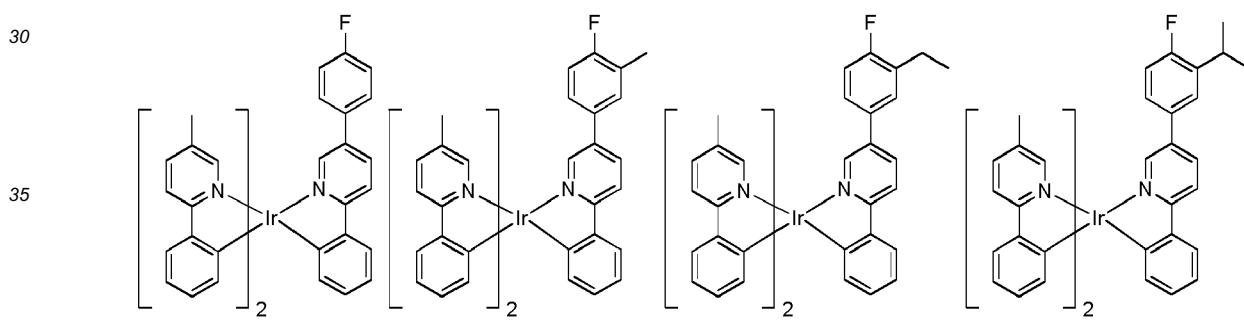
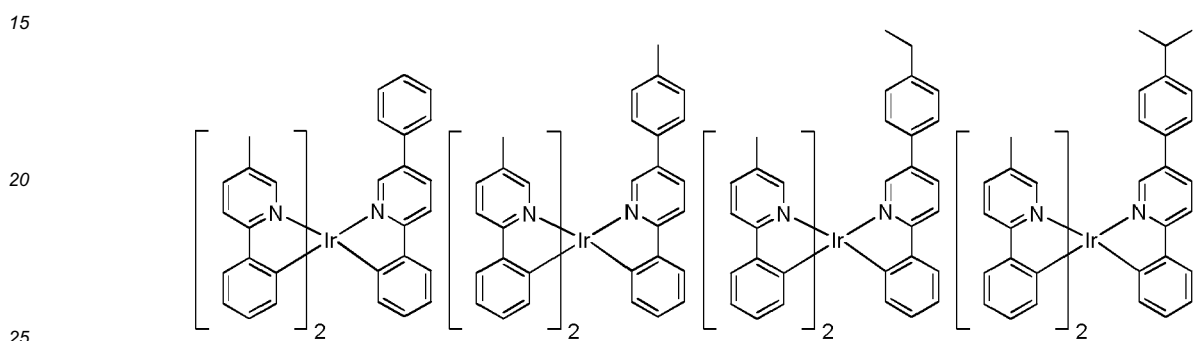
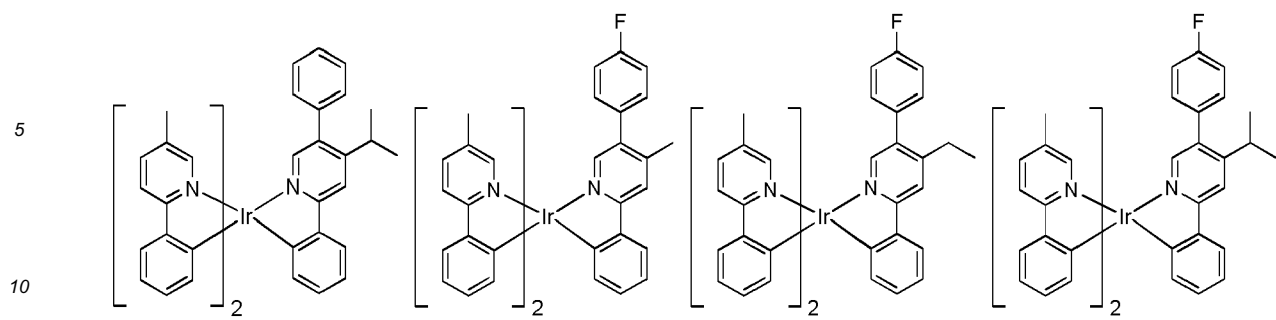
Compound 35

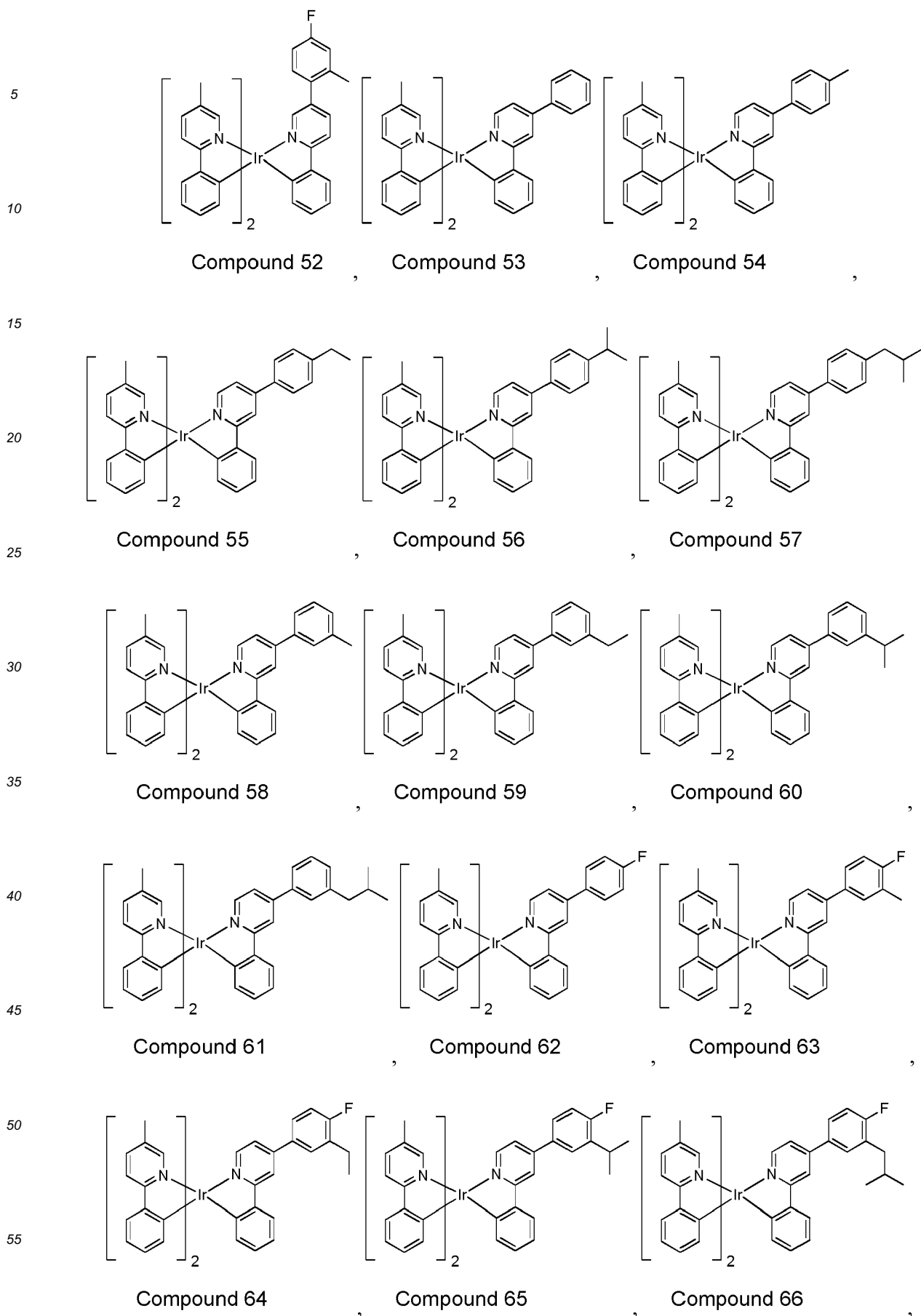
45

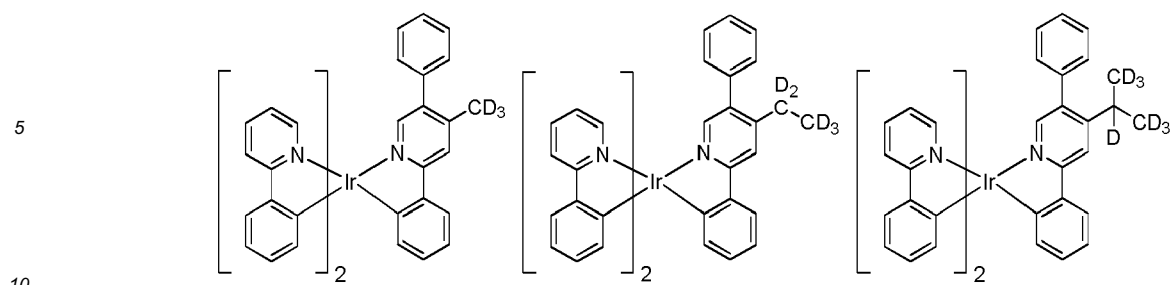
50

55





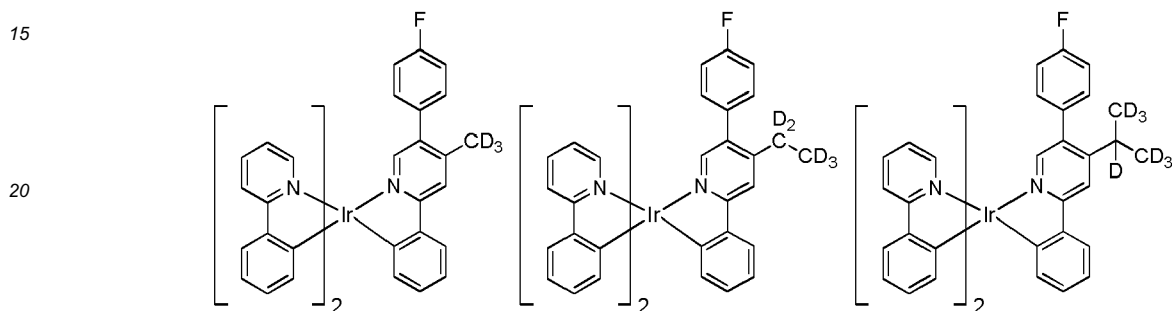




Compound 67

Compound 68

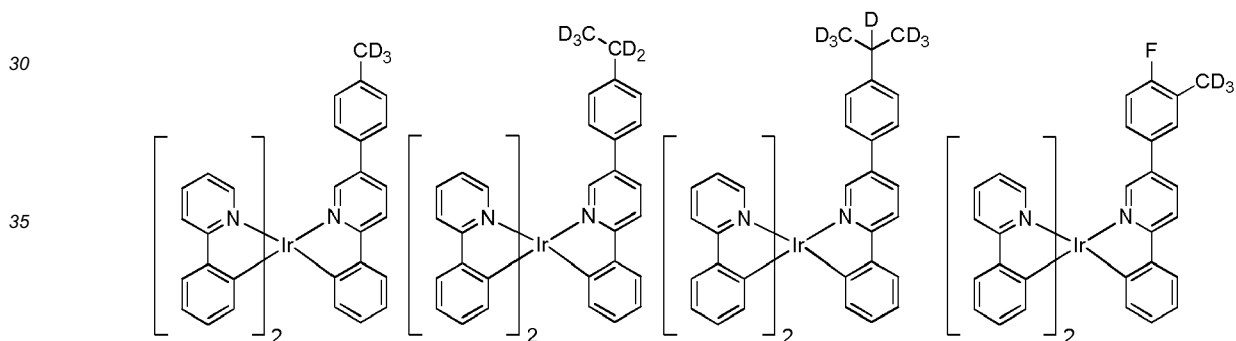
Compound 69



Compound 70

Compound 71

Compound 72

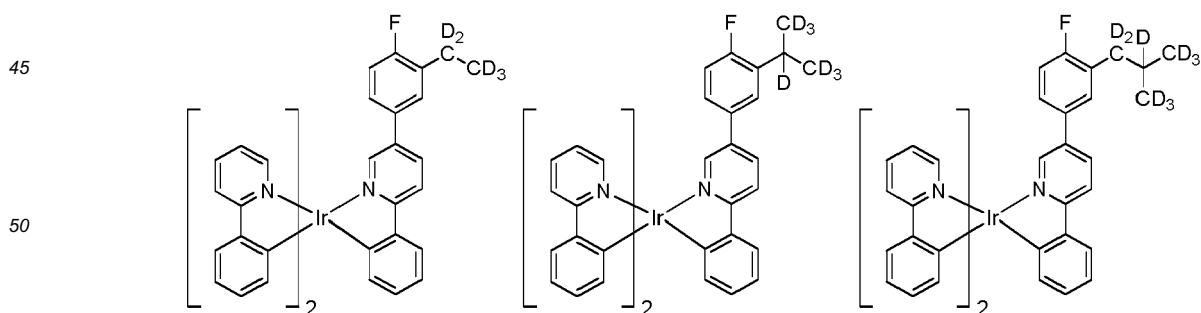


Compound 73

Compound 74

Compound 75

Compound 76



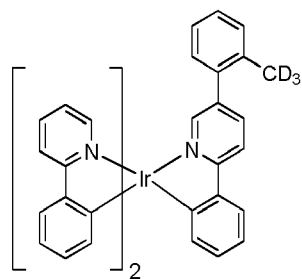
Compound 77

Compound 78

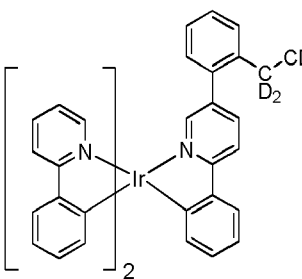
Compound 79

5

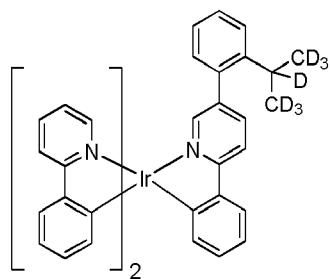
10



Compound 80



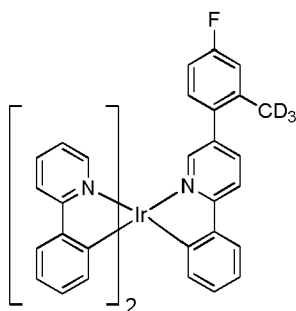
Compound 81



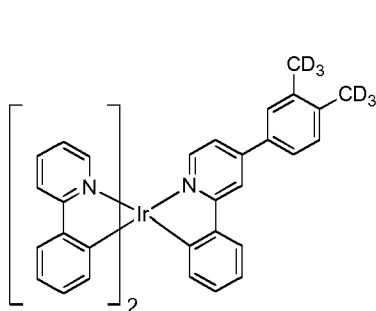
Compound 82

15

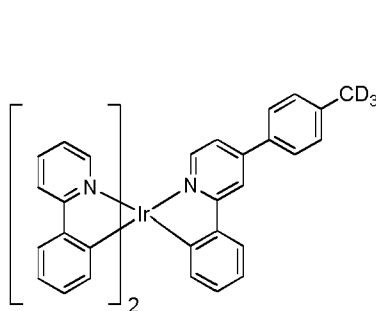
20



Compound 83



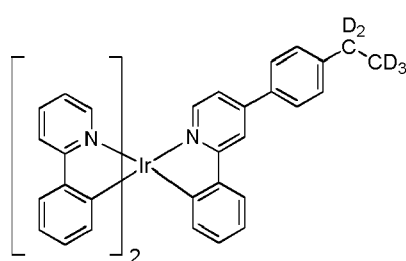
Compound 84



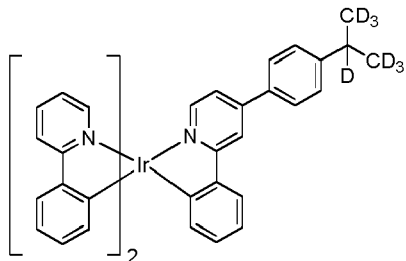
Compound 85

25

30



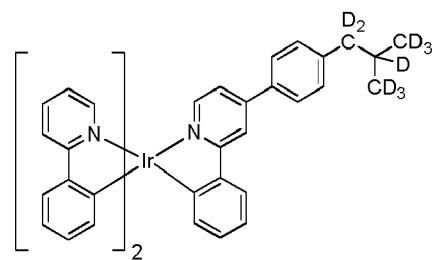
Compound 86



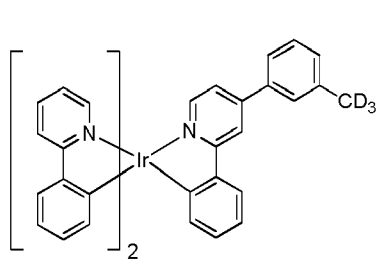
Compound 87

40

45



Compound 88

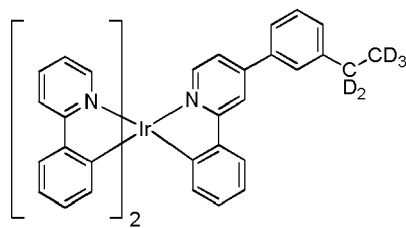


Compound 89

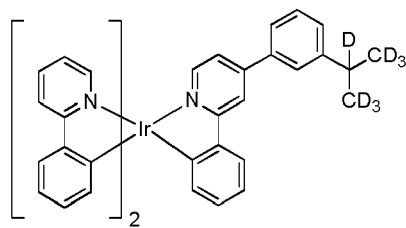
50

55

5

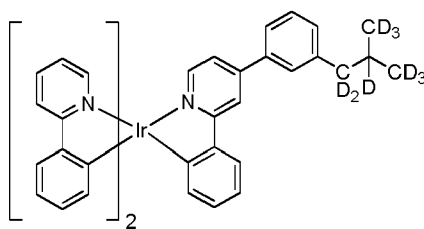


Compound 90

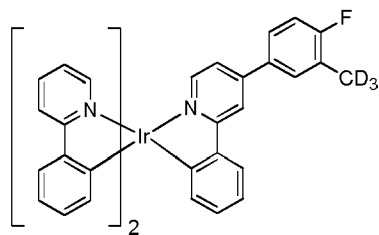


Compound 91

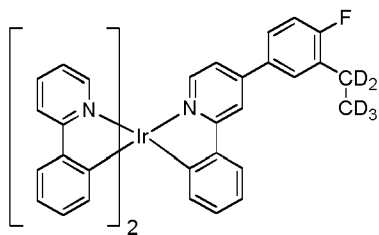
10



Compound 92

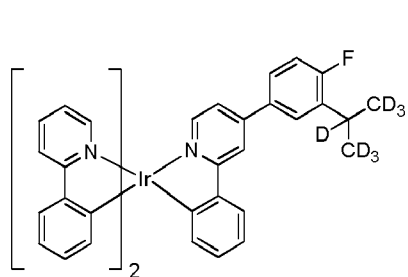


Compound 93

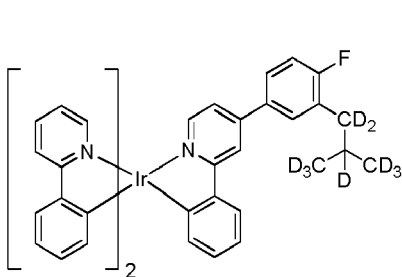


Compound 94

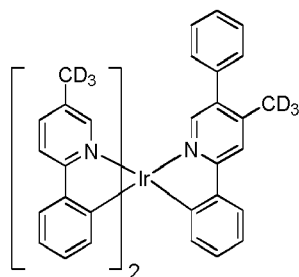
20



Compound 95

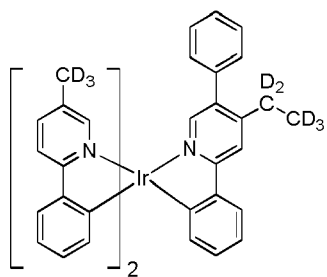


Compound 96

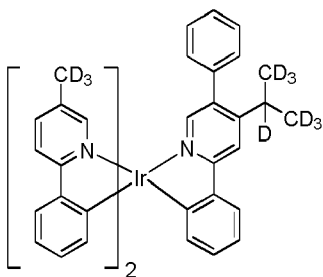


Compound 97

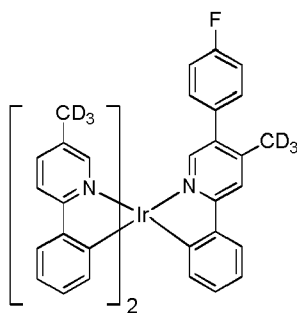
35



Compound 98



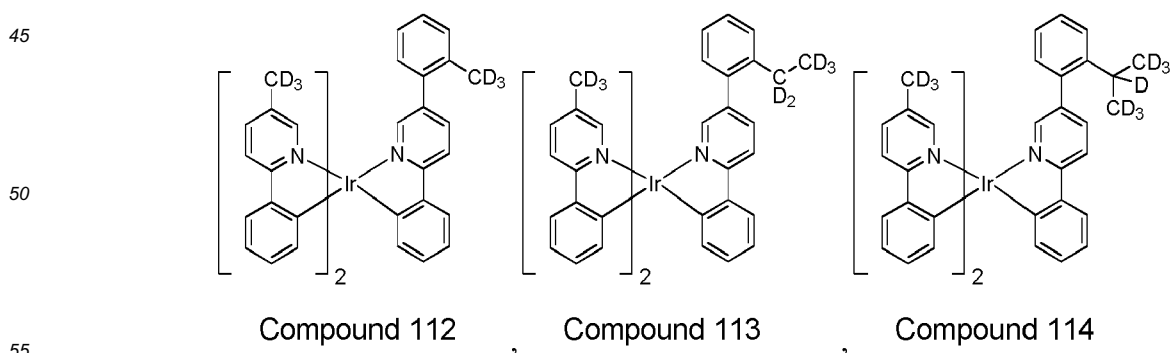
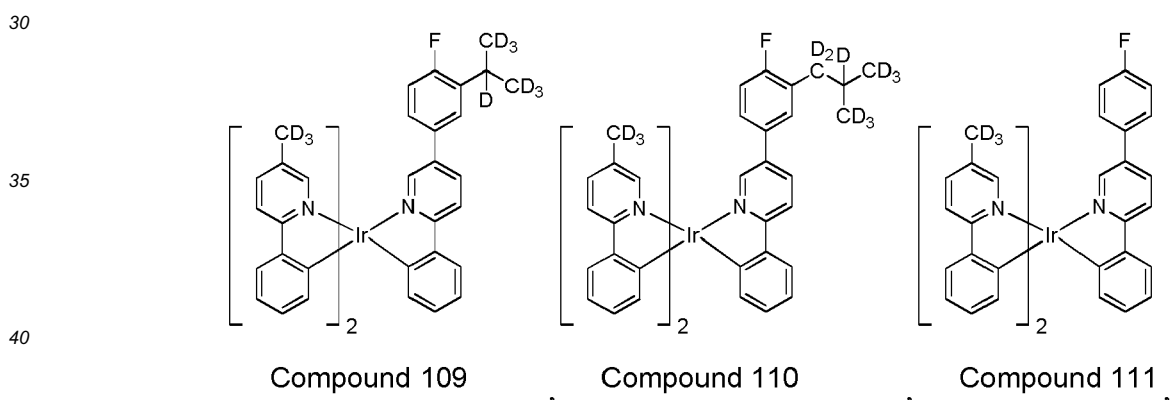
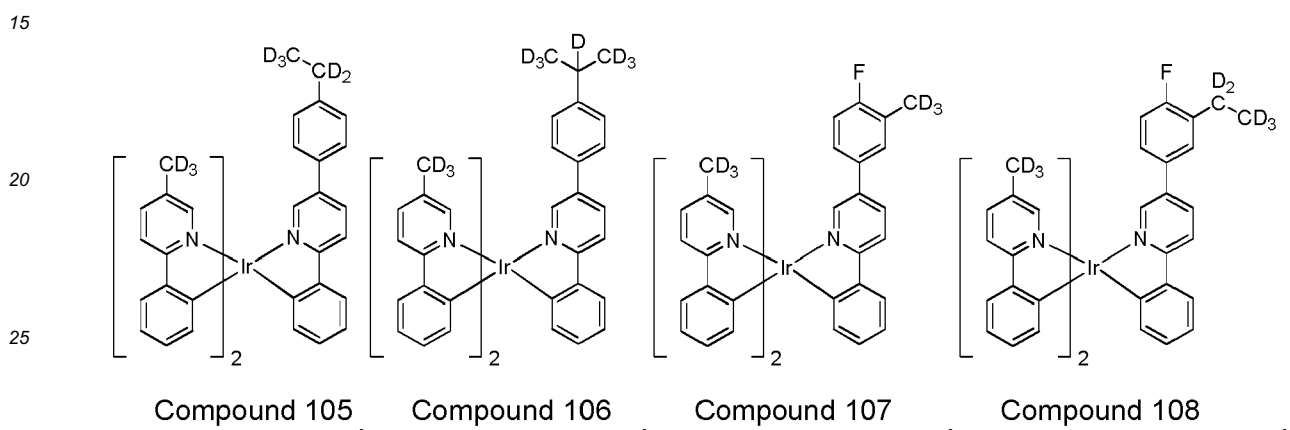
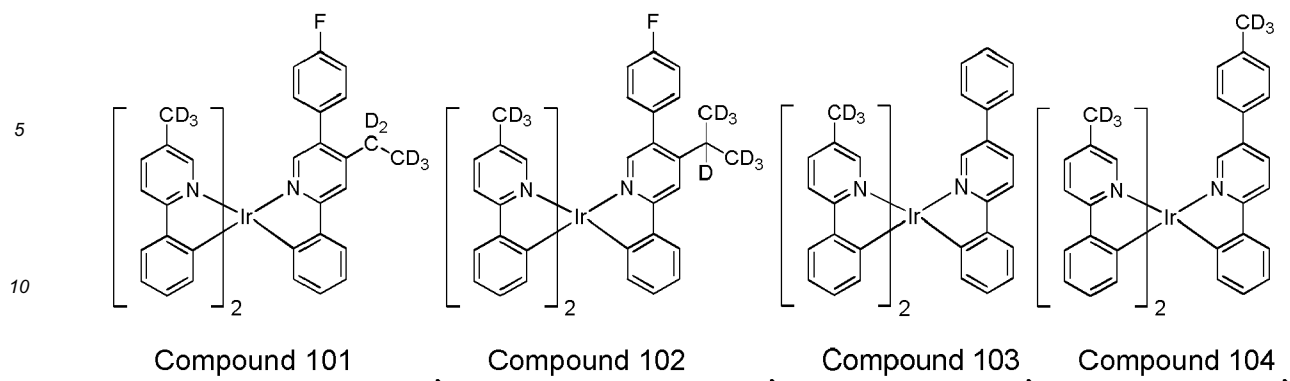
Compound 99



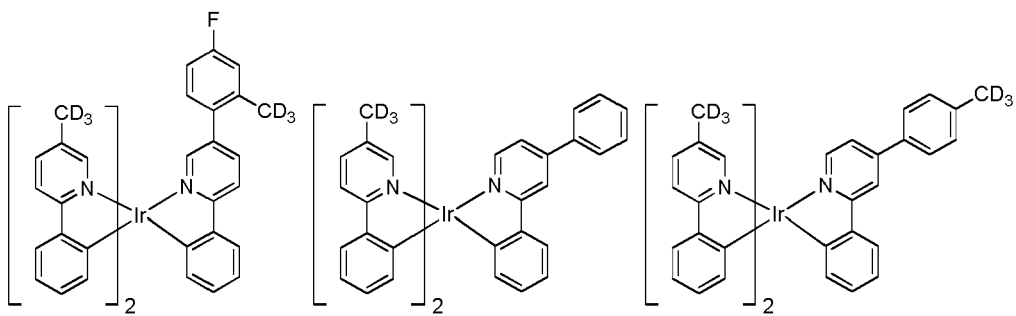
Compound 100

50

55



5

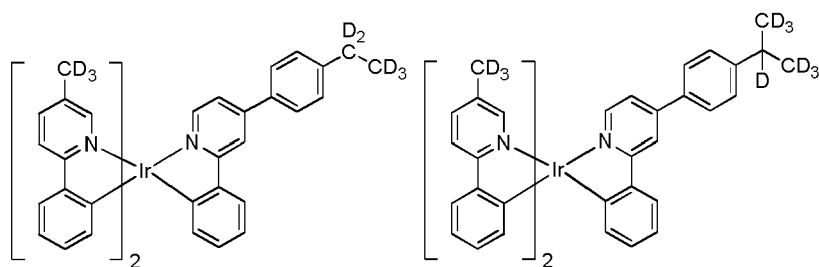


Compound 115

Compound 116

Compound 117

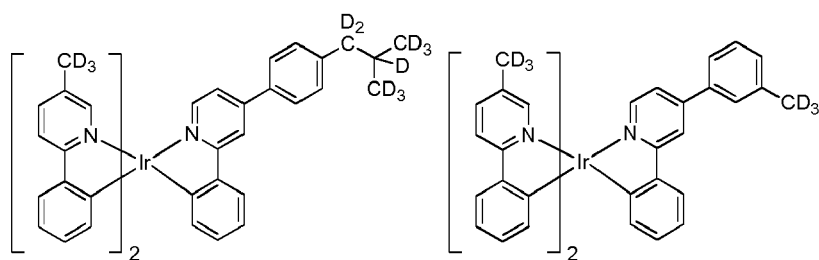
15



Compound 118

Compound 119

25



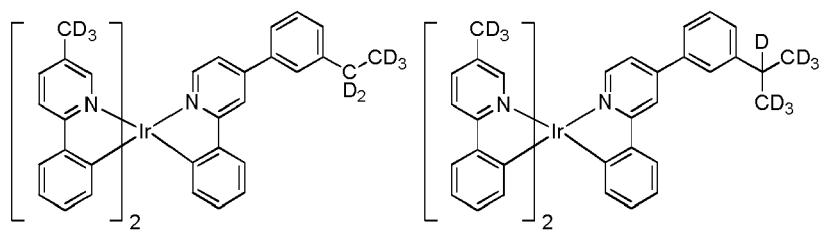
Compound 120

Compound 121

30

35

40



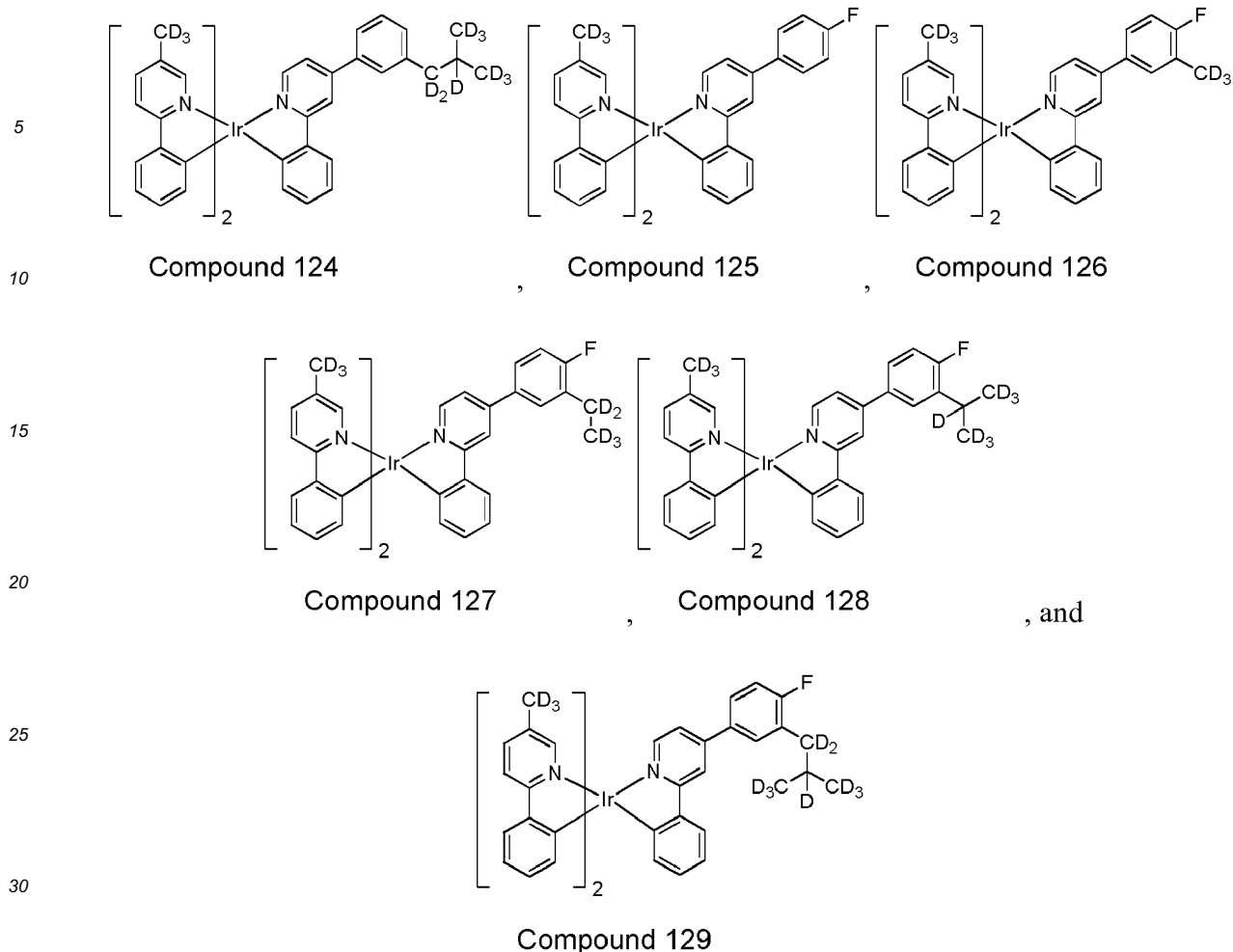
Compound 122

Compound 123

45

50

55



35 **[0119]** In one embodiment of the composition wherein the first compound has the structure according to Formula V and the second compound has the structure according to Formula VI defined above, the mixture of the first compound and the second compound is selected from the group consisting of: (Compound EH1 and Compound 4), (Compound EH2 and Compound 7), (Compound EH4 and Compound 3), (Compound EH5 and Compound 11), (Compound EH8 and Compound 1), (Compound EH8 and Compound 67), (Compound EH16 and Compound 21), (Compound EH28 and Compound 29), (Compound EH40 and Compound 34), and (Compound EH40 and Compound 97).

40 **[0120]** In another embodiment of the composition wherein the first compound has the structure according to Formula V and the second compound has the structure according to Formula VI defined above, the mixture of the first compound and the second compound is (Compound EH40 and Compound 97).

**[0121]** According to another aspect of the present disclosure, a first device comprising a first OLED is disclosed. The first OLED comprising: an anode; a cathode; and

45 an organic layer, disposed between the anode and the cathode, comprising a first composition comprising a mixture of a first compound and a second compound, wherein the first compound has different chemical structure than the second compound;

wherein the first compound is capable of functioning as a phosphorescent emitter in an organic light emitting device at room temperature;

50 wherein the first compound has an evaporation temperature T1 of 150 to 350 °C;

wherein the second compound has an evaporation temperature T2 of 150 to 350 °C;

wherein the absolute value of T1-T2 is less than 20 °C;

wherein the first compound has a concentration C1 in said mixture, and a concentration C2 in a film formed by evaporating the mixture in a vacuum deposition tool at a constant pressure between  $1 \times 10^{-6}$  Torr to  $1 \times 10^{-9}$  Torr, at a  $2 \text{ \AA}/\text{sec}$  deposition rate on a surface positioned at a predefined distance away from the material; and

55 wherein the absolute value of  $(C1-C2)/C1$  is less than 5%. Preferably the absolute value of  $(C1-C2)/C1$  is less than 3%.

**[0122]** In one embodiment of the first device, the organic layer is an emissive layer. In another embodiment of the first device, the organic layer is a non-emissive layer.



[0123] In one embodiment of the first device, the organic layer further comprises a phosphorescent emitting material.

[0124] In one embodiment of the first device, the organic layer further comprises a host.

[0125] In one embodiment of the first device, the first compound functions as a phosphorescent emitting material.

[0126] In one embodiment of the first device, the first compound functions as a host.

5 [0127] In one embodiment of the first device, the first device further comprises a second organic light emitting device separate from the first organic light emitting device, and wherein the second organic light emitting device comprises an emitting dopant having a peak wavelength of between 400 to 500 nanometers.

[0128] In one embodiment of the first device, the first organic light emitting device comprises a first emissive layer and a second emissive layer; wherein the first emissive layer comprises the first composition; and the second emissive layer  
10 comprises an emitting dopant having a peak wavelength of between 400 to 500 nanometers.

[0129] In one embodiment of the first device, the first device is a consumer product. In another embodiment, the first device is an organic light-emitting device. In another embodiment, the first device is a lighting panel.

[0130] In one embodiment of the first device, the first composition leaves a residue corresponding to less than 5 wt% of the original charge in the sublimation crucible after the depletion of the first composition in the evaporation process.  
15 Preferably, the first composition is deposited in a vacuum system having a pressure level in the range of  $1 \times 10^{-8}$  Torr to  $1 \times 10^{-12}$  Torr.

[0131] According to another aspect of the present disclosure, a method for fabricating an organic light emitting device comprising a first electrode, a second electrode, and a first organic layer disposed between the first electrode and the second electrode, wherein the first organic layer comprises a first composition comprising a mixture of a first compound  
20 and a second compound is disclosed. The method comprises the following: providing a substrate having the first electrode disposed thereon; depositing the first composition over the first electrode; and depositing the second electrode over the first organic layer,

wherein the first compound has different chemical structure than the second compound,  
wherein the first compound is capable of functioning as a phosphorescent emitter in an organic light emitting device at  
25 room temperature,

wherein the first compound has an evaporation temperature T1 of 150 to 350 °C,

wherein the second compound has an evaporation temperature T2 of 150 to 350 °C,

wherein the absolute value of T1-T2 is less than 20 °C,

wherein the first compound has a concentration C1 in said mixture, and a concentration C2 in a film formed by evaporating  
30 the mixture in a vacuum deposition tool at a constant pressure between  $1 \times 10^{-6}$  Torr to  $1 \times 10^{-9}$  Torr, at a  $2 \text{ \AA}/\text{sec}$  deposition rate on a surface positioned at a predefined distance away from the material, and wherein the absolute value of  $(C1-C2)/C1$  is less than 5%.

### COMBINATION WITH OTHER MATERIALS

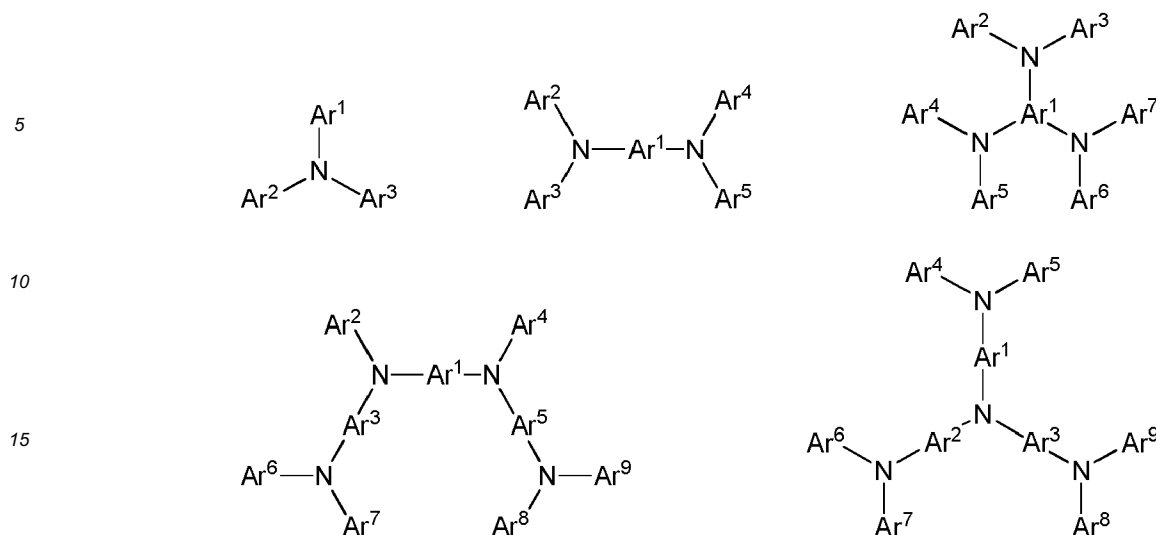
35 [0132] The materials described herein as useful for a particular layer in an organic light emitting device may be used in combination with a wide variety of other materials present in the device. For example, emissive dopants disclosed herein may be used in conjunction with a wide variety of hosts, transport layers, blocking layers, injection layers, electrodes and other layers that may be present. The materials described or referred to below are non-limiting examples of materials  
40 that may be useful in combination with the compounds disclosed herein, and one of skill in the art can readily consult the literature to identify other materials that may be useful in combination.

### HIL/HTL:

45 [0133] A hole injecting/transporting material to be used in the present invention is not particularly limited, and any compound may be used as long as the compound is typically used as a hole injecting/transporting material. Examples of the material include, but not limit to: a phthalocyanine or porphyrin derivative; an aromatic amine derivative; an indolocarbazole derivative; a polymer containing fluorohydrocarbon; a polymer with conductivity dopants; a conducting polymer, such as PEDOT/PSS; a self-assembly monomer derived from compounds such as phosphonic acid and silane  
50 derivatives; a metal oxide derivative, such as  $\text{MoO}_x$ ; a p-type semiconducting organic compound, such as 1,4,5,8,9,12-Hexaazatriphenylenehexacarbonitrile; a metal complex, and a cross-linkable compounds.

[0134] Examples of aromatic amine derivatives used in HIL or HTL include, but not limit to the following general structures:

55



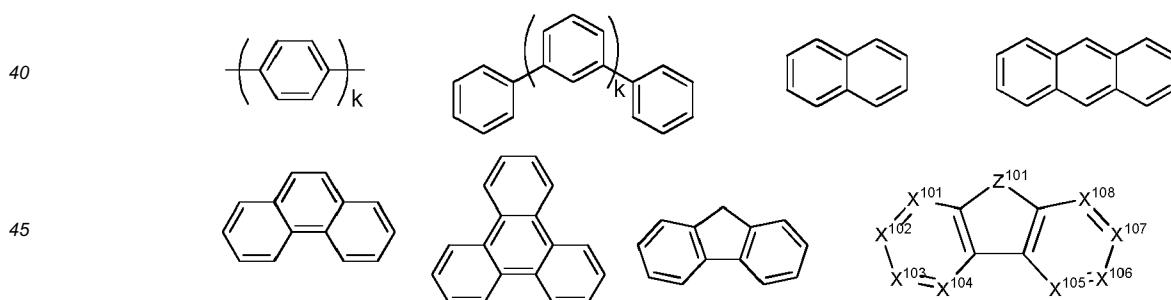
20 **[0135]** Each of Ar<sup>1</sup> to Ar<sup>9</sup> is selected from the group consisting aromatic hydrocarbon cyclic compounds such as benzene, biphenyl, triphenyl, triphenylene, naphthalene, anthracene, phenalene, phenanthrene, fluorene, pyrene, chrysene, perylene, azulene; group consisting aromatic heterocyclic compounds such as dibenzothiophene, dibenzofuran, dibenzoselenophene, furan, thiophene, benzofuran, benzothiophene, benzoselenophene, carbazole, indolocarbazole, pyridylindole, pyrrolodipyridine, pyrazole, imidazole, triazole, oxazole, thiazole, oxadiazole, oxatriazole, dioxazole, thiadiazole, pyridine, pyridazine, pyrimidine, pyrazine, triazine, oxazine, oxathiazine, oxadiazine, indole, benzimidazole, indazole, indoxazine, benzoxazole, benzisoxazole, benzothiazole, quinoline, isoquinoline, cinnoline, quinazoline, quinoxaline, naphthyridine, phthalazine, pteridine, xanthene, acridine, phenazine, phenothiazine, phenoxazine, benzofuropyridine, furodipyridine, benzothienopyridine, thienodipyridine, benzoselenophenopyridine, and selenophenodipyridine; and group consisting 2 to 10 cyclic structural units which are groups of the same type or different types selected from the aromatic hydrocarbon cyclic group and the aromatic heterocyclic group and are bonded to each other directly or via at least one of oxygen atom, nitrogen atom, sulfur atom, silicon atom, phosphorus atom, boron atom, chain structural unit and the aliphatic cyclic group. Wherein each Ar is further substituted by a substituent selected from the group consisting of hydrogen, deuterium, halide, alkyl, cycloalkyl, heteroalkyl, arylalkyl, alkoxy, aryloxy, amino, silyl, alkenyl, cycloalkenyl, heteroalkenyl, alkynyl, aryl, heteroaryl, acyl, carbonyl, carboxylic acids, ester, nitrile, isonitrile, sulfanyl, sulfinyl, sulfonyl, phosphino, and combinations thereof

25

30

35

**[0136]** In one aspect, Ar<sup>1</sup> to Ar<sup>9</sup> is independently selected from the group consisting of:



wherein k is an integer from 1 to 20; X<sup>101</sup> to X<sup>108</sup> is C (including CH) or N; Z<sup>101</sup> is NAr<sup>1</sup>, O, or S; Ar<sup>1</sup> has the same group defined above.

**[0137]** Examples of metal complexes used in HIL or HTL include, but not limit to the following general formula:



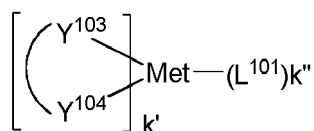
wherein Met is a metal, which can have an atomic weight greater than 40; (Y<sup>101</sup>-Y<sup>102</sup>) is a bidentate ligand, Y<sup>101</sup> and Y<sup>102</sup> are independently selected from C, N, O, P, and S; L<sup>101</sup> is an ancillary ligand; k' is an integer value from 1 to the maximum number of ligands that may be attached to the metal; and k'+k'' is the maximum number of ligands that may be attached to the metal.

[0138] In one aspect, (Y<sup>101</sup>-Y<sup>102</sup>) is a 2-phenylpyridine derivative. In another aspect, (Y<sup>101</sup>-Y<sup>102</sup>) is a carbene ligand. In another aspect, Met is selected from Ir, Pt, Os, and Zn. In a further aspect, the metal complex has a smallest oxidation potential in solution vs. Fc<sup>+</sup>/Fc couple less than about 0.6 V.

**Host:**

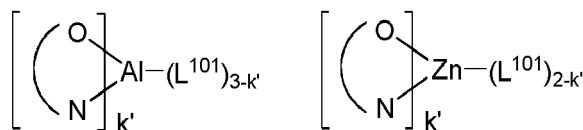
[0139] The light emitting layer of the organic EL device of the present invention preferably contains at least a metal complex as light emitting material, and may contain a host material using the metal complex as a dopant material. Examples of the host material are not particularly limited, and any metal complexes or organic compounds may be used as long as the triplet energy of the host is larger than that of the dopant. While the Table below categorizes host materials as preferred for devices that emit various colors, any host material may be used with any dopant so long as the triplet criteria is satisfied.

[0140] Examples of metal complexes used as host are preferred to have the following general formula:



wherein Met is a metal; (Y<sup>103</sup>-Y<sup>104</sup>) is a bidentate ligand, Y<sup>103</sup> and Y<sup>104</sup> are independently selected from C, N, O, P, and S; L<sup>101</sup> is another ligand; k' is an integer value from 1 to the maximum number of ligands that may be attached to the metal; and k'+k'' is the maximum number of ligands that may be attached to the metal.

[0141] In one aspect, the metal complexes are:

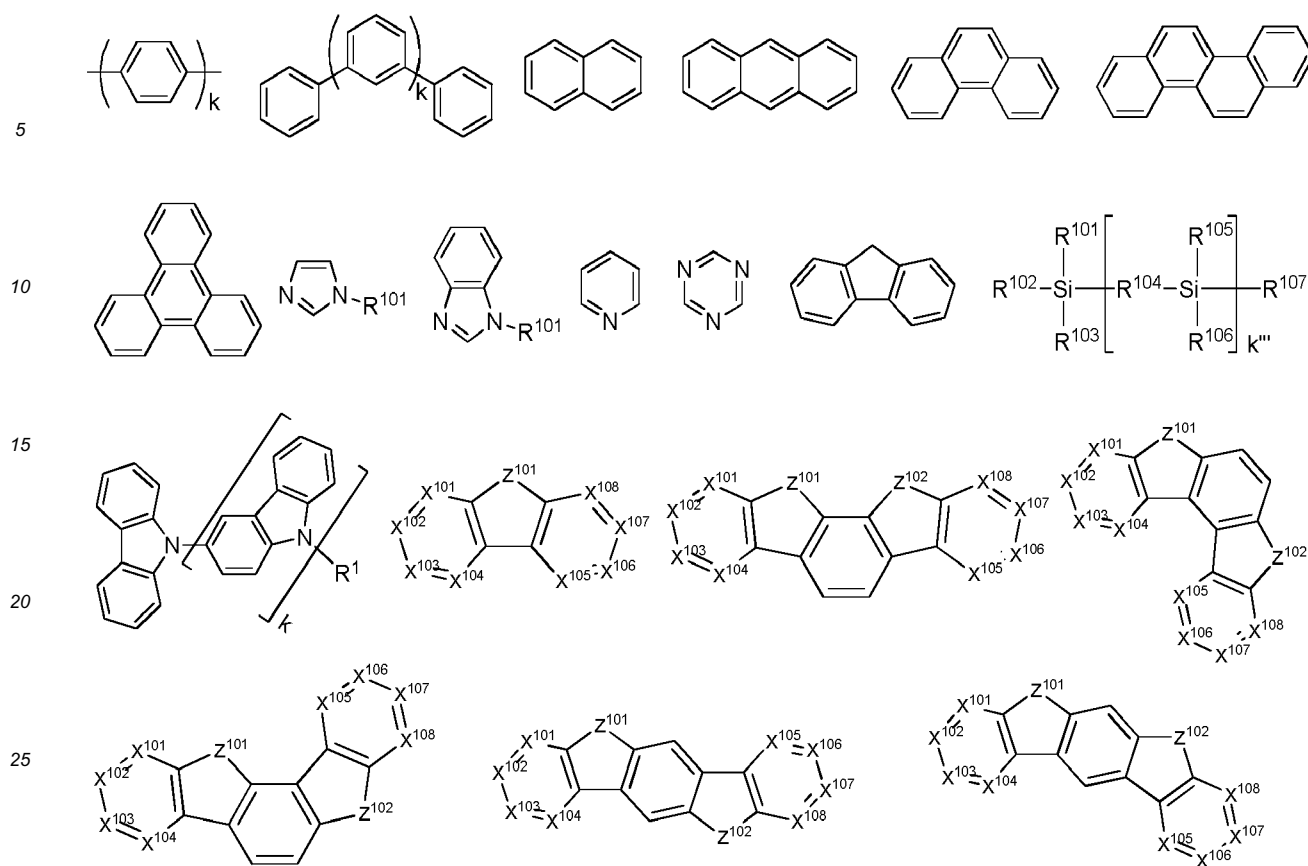


wherein (O-N) is a bidentate ligand, having metal coordinated to atoms O and N.

[0142] In another aspect, Met is selected from Ir and Pt. In a further aspect, (Y<sup>103</sup>-Y<sup>104</sup>) is a carbene ligand.

[0143] Examples of organic compounds used as host are selected from the group consisting aromatic hydrocarbon cyclic compounds such as benzene, biphenyl, triphenyl, triphenylene, naphthalene, anthracene, phenalene, phenanthrene, fluorene, pyrene, chrysene, perylene, azulene; group consisting aromatic heterocyclic compounds such as dibenzothiophene, dibenzofuran, dibenzoselenophene, furan, thiophene, benzofuran, benzothiophene, benzoselenophene, carbazole, indolocarbazole, pyridylindole, pyrrolodipyridine, pyrazole, imidazole, triazole, oxazole, thiazole, oxadiazole, oxatriazole, dioxazole, thiadiazole, pyridine, pyridazine, pyrimidine, pyrazine, triazine, oxazine, oxathiazine, oxadiazine, indole, benzimidazole, indazole, indoxazine, benzoxazole, benzisoxazole, benzothiazole, quinoline, isoquinoline, cinoline, quinazoline, quinoxaline, naphthyridine, phthalazine, pteridine, xanthene, acridine, phenazine, phenothiazine, phenoxazine, benzofuropridine, furodipyridine, benzothienopyridine, thienodipyridine, benzoselenophenopyridine, and selenophenodipyridine; and group consisting 2 to 10 cyclic structural units which are groups of the same type or different types selected from the aromatic hydrocarbon cyclic group and the aromatic heterocyclic group and are bonded to each other directly or via at least one of oxygen atom, nitrogen atom, sulfur atom, silicon atom, phosphorus atom, boron atom, chain structural unit and the aliphatic cyclic group. Wherein each group is further substituted by a substituent selected from the group consisting of hydrogen, deuterium, halide, alkyl, cycloalkyl, heteroalkyl, arylalkyl, alkoxy, aryloxy, amino, silyl, alkenyl, cycloalkenyl, heteroalkenyl, alkynyl, aryl, heteroaryl, acyl, carbonyl, carboxylic acids, ester, nitrile, isonitrile, sulfanyl, sulfinyl, sulfonyl, phosphino, and combinations thereof.

[0144] In one aspect, host compound contains at least one of the following groups in the molecule:



30 wherein R<sup>101</sup> to R<sup>107</sup> is independently selected from the group consisting of hydrogen, deuterium, halide, alkyl, cycloalkyl, heteroalkyl, arylalkyl, alkoxy, aryloxy, amino, silyl, alkenyl, cycloalkenyl, heteroalkenyl, alkynyl, aryl, heteroaryl, acyl, carbonyl, carboxylic acids, ester, nitrile, isonitrile, sulfanyl, sulfinyl, sulfonyl, phosphino, and combinations thereof, when it is aryl or heteroaryl, it has the similar definition as Ar's mentioned above. k is an integer from 0 to 20 or 1 to 20; k''' is an integer from 0 to 20. X<sup>101</sup> to X<sup>108</sup> is selected from C (including CH) or N.

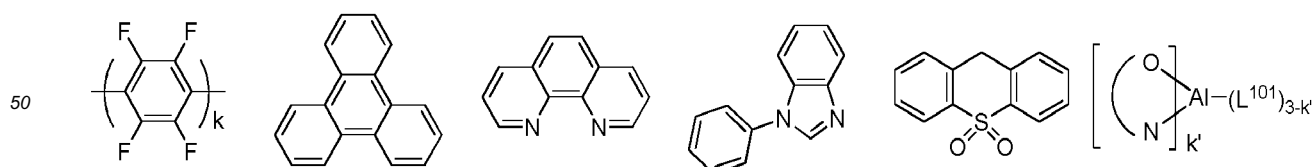
35 Z<sup>101</sup> and Z<sup>102</sup> is selected from NR<sup>101</sup>, O, or S.

HBL:

40 **[0145]** A hole blocking layer (HBL) may be used to reduce the number of holes and/or excitons that leave the emissive layer. The presence of such a blocking layer in a device may result in substantially higher efficiencies as compared to a similar device lacking a blocking layer. Also, a blocking layer may be used to confine emission to a desired region of an OLED.

**[0146]** In one aspect, compound used in HBL contains the same molecule or the same functional groups used as host described above.

45 **[0147]** In another aspect, compound used in HBL contains at least one of the following groups in the molecule:



55 wherein k is an integer from 1 to 20; L<sup>101</sup> is an another ligand, k' is an integer from 1 to 3.

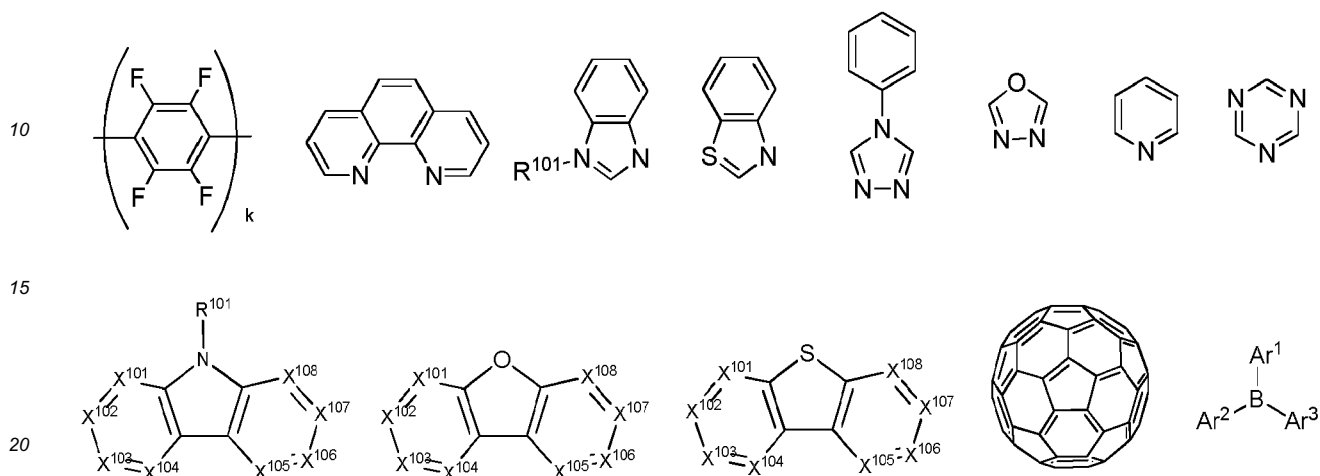
ETL:

**[0148]** Electron transport layer (ETL) may include a material capable of transporting electrons. Electron transport layer

may be intrinsic (undoped), or doped. Doping may be used to enhance conductivity. Examples of the ETL material are not particularly limited, and any metal complexes or organic compounds may be used as long as they are typically used to transport electrons.

**[0149]** In one aspect, compound used in ETL contains at least one of the following groups in the molecule:

5



15

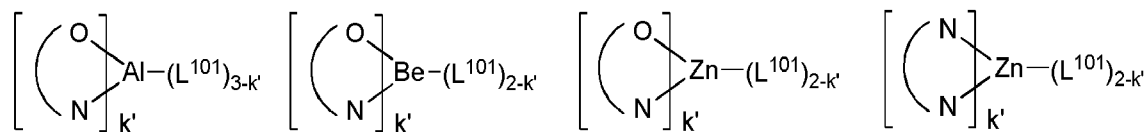
20

wherein  $R^{101}$  is selected from the group consisting of hydrogen, deuterium, halide, alkyl, cycloalkyl, heteroalkyl, arylalkyl, alkoxy, aryloxy, amino, silyl, alkenyl, cycloalkenyl, heteroalkenyl, alkynyl, aryl, heteroaryl, acyl, carbonyl, carboxylic acids, ester, nitrile, isonitrile, sulfanyl, sulfinyl, sulfonyl, phosphino, and combinations thereof, when it is aryl or heteroaryl, it has the similar definition as  $Ar$ 's mentioned above.  $Ar^1$  to  $Ar^3$  has the similar definition as  $Ar$ 's mentioned above.  $k$  is an integer from 1 to 20.  $X^{101}$  to  $X^{108}$  is selected from C (including CH) or N.

25

**[0150]** In another aspect, the metal complexes used in ETL contains, but not limit to the following general formula:

30



35

wherein (O-N) or (N-N) is a bidentate ligand, having metal coordinated to atoms O, N or N, N;  $L^{101}$  is another ligand;  $k'$  is an integer value from 1 to the maximum number of ligands that may be attached to the metal.

**[0151]** In any above-mentioned compounds used in each layer of the OLED device, the hydrogen atoms can be partially or fully deuterated. Thus, any specifically listed substituent, such as, without limitation, methyl, phenyl, pyridyl, etc. encompasses undeuterated, partially deuterated, and fully deuterated versions thereof. Similarly, classes of substituents such as, without limitation, alkyl, aryl, cycloalkyl, heteroaryl, etc. also encompass undeuterated, partially deuterated, and fully deuterated versions thereof.

40

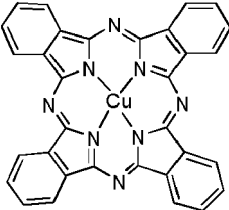
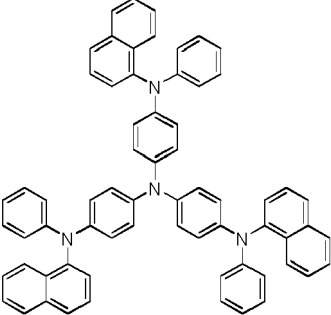
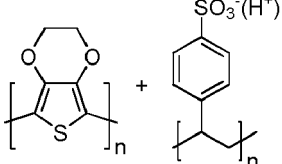
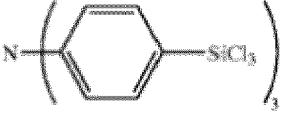
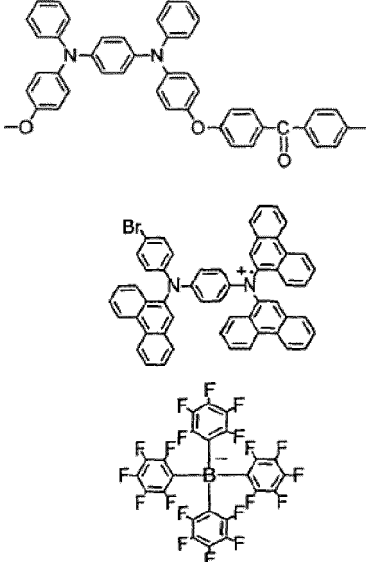
**[0152]** In addition to and / or in combination with the materials disclosed herein, many hole injection materials, hole transporting materials, host materials, dopant materials, exciton/hole blocking layer materials, electron transporting and electron injecting materials may be used in an OLED. Non-limiting examples of the materials that may be used in an OLED in combination with materials disclosed herein are listed in Table 5 below. Table 5 lists non-limiting classes of materials, non-limiting examples of compounds for each class, and references that disclose the materials.

45

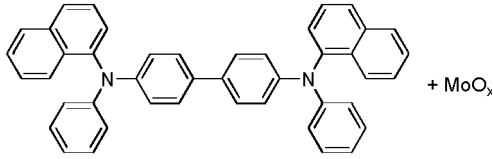
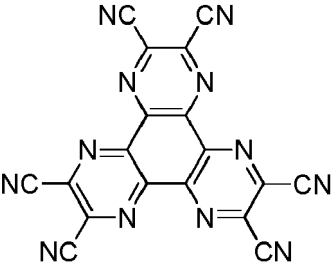
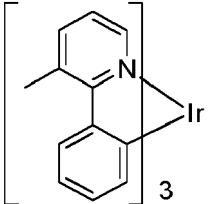
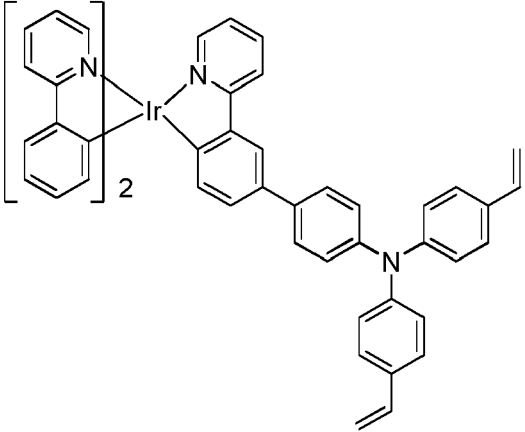
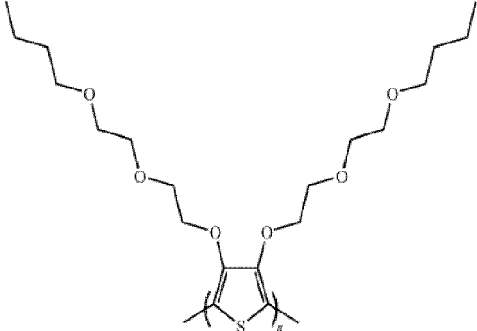
50

55

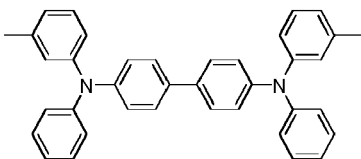
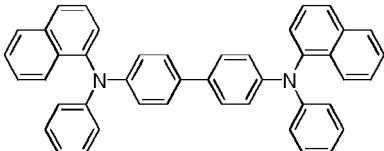
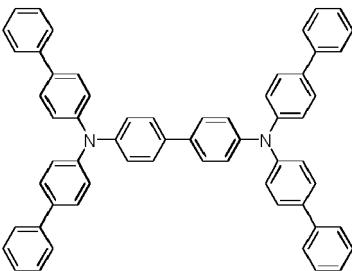
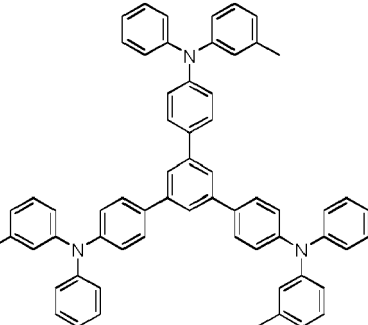
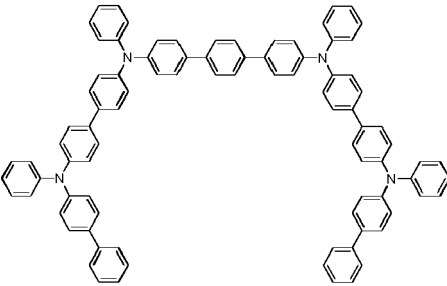
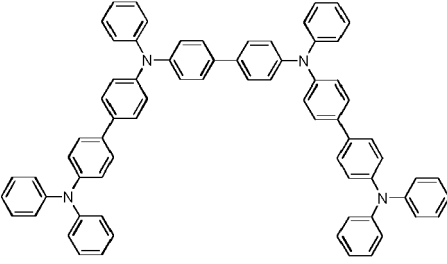
TABLE 5

MATERIAL	EXAMPLES OF MATERIAL	PUBLICATIONS
Hole injection materials		Appl. Phys. Lett. 69, 2160 (1996)
		J. Lumin. 72-74, 985 (1997)
CF <sub>x</sub> Fluorohydrocarbon polymer	$\left[ -\text{CH}_x\text{F}_y - \right]_n$	Appl. Phys. Lett. 78, 673 (2001)
Conducting polymers (e.g., PEDOT:PSS, polyaniline, polythiophene)		Synth. Met. 87, 171 (1997) WO2007002683
Phosphonic acid and silane SAMs		US20030162053
Triarylamine or polythiophene polymers with conductivity dopants		EP1725079A1

(continued)

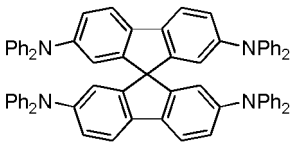
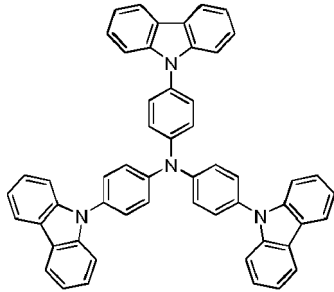
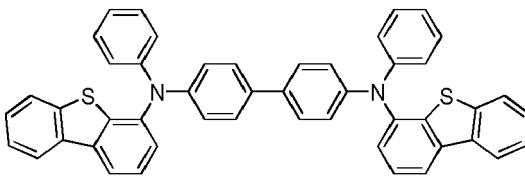
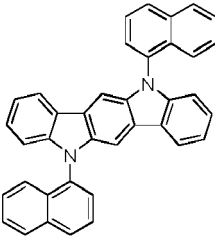
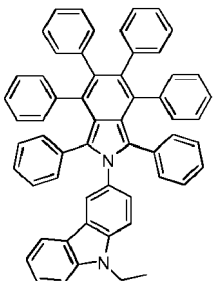
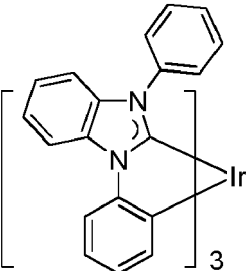
MATERIAL	EXAMPLES OF MATERIAL	PUBLICATIONS
<b>Hole injection materials</b>		
Organic compounds with conductive inorganic compounds, such as molybdenum and tungsten oxides		US20050123751 SID Symposium Digest, 37, 923 (2006) WO2009018009
n-type semiconducting organic complexes		US20020158242
Metal organometallic complexes		US20060240279
Cross-linkable compounds		US20080220265
Polythiophene based polymers and copolymers		WO 2011075644 EP2350216

(continued)

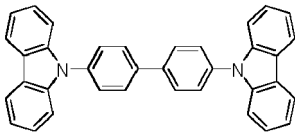
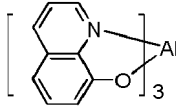
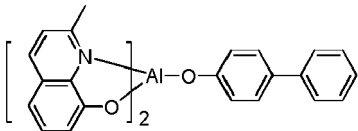
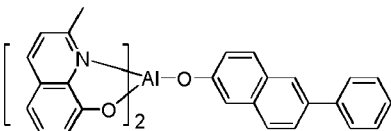
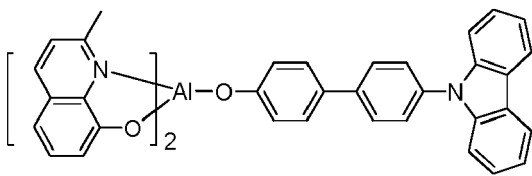
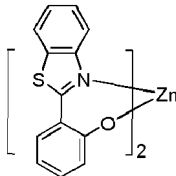
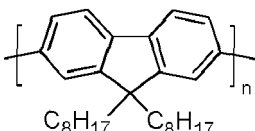
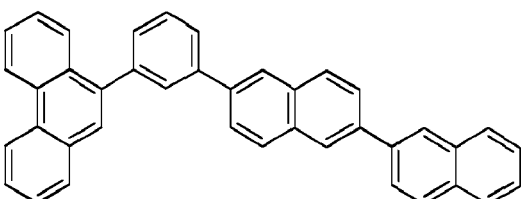
Hole transporting materials			
5	Triarylamines (e.g., TPD, $\alpha$ -NPD)		Appl. Phys. Lett. 51, 913 (1987)
10			US5061569
15			EP650955
20			J. Mater. Chem. 3, 319 (1993)
25			Appl. Phys. Lett. 90, 183503 (2007)
30			Appl. Phys. Lett. 90, 183503 (2007)
35			
40			
45			
50			
55			



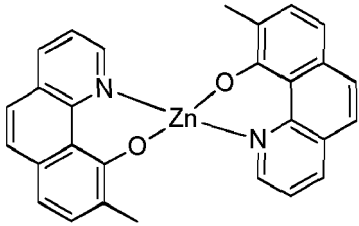
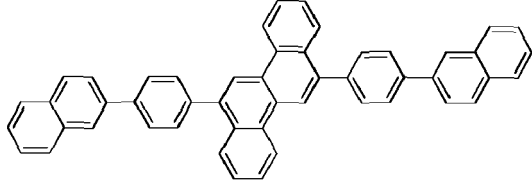
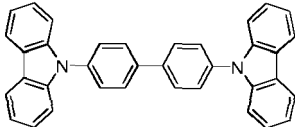
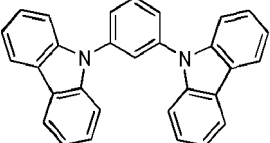
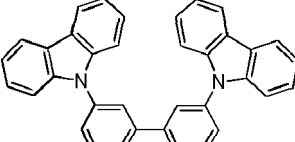
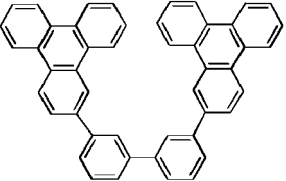
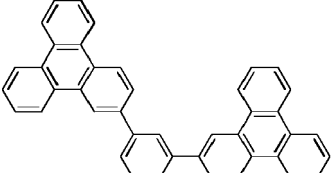
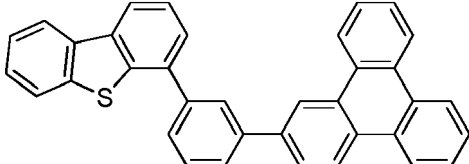
(continued)

Hole transporting materials			
5	Triarylamine on spirofluorene core		Synth. Met. 91, 209 (1997)
10	Arylamine carbazole compounds		Adv. Mater. 6, 677 (1994), US20080124572
20	Triarylamine with (di)benzothiophene/(di)benzofuran		US20070278938, US20080106190 US20110163302
25	Indolocarbazoles		Synth. Met. 111, 421 (2000)
35	Isoindole compounds		Chem. Mater. 15, 3148 (2003)
45	Metal carbene complexes		US20080018221

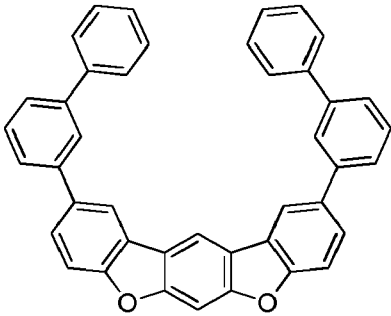
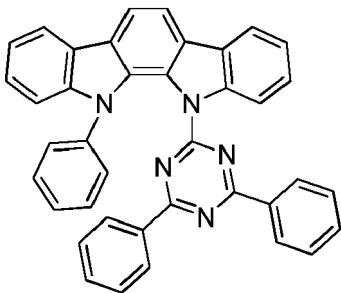
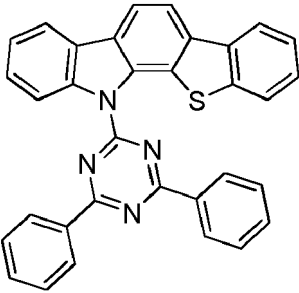
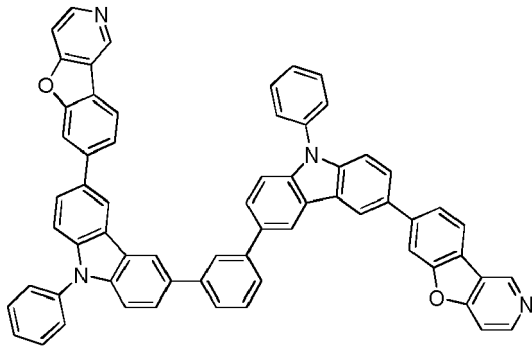
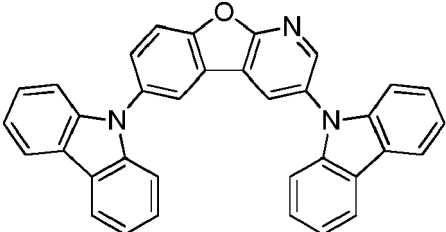
(continued)

Phosphorescent OLED host materials		
Red hosts		
5 Arylcarbazoles		Appl. Phys. Lett. 78, 1622 (2001)
10 Metal 8-hydroxyquinolates (e.g., Alq <sub>3</sub> , BAlq)		Nature 395, 151 (1998)
15		US20060202194
20		WO2005014551
25		WO2006072002
30 Metal phenoxybenzothiazole compounds		Appl. Phys. Lett. 90, 123509 (2007)
35 Conjugated oligomers and polymers (e.g., polyfluorene)		Org. Electron. 1, 15 (2000)
40 Aromatic fused rings		WO2009066779, WO2009066778, WO2009063833, US20090045731, US20090045730, WO2009008311 US20090008605, US20090009065
45		
50		

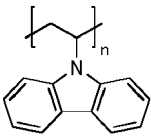
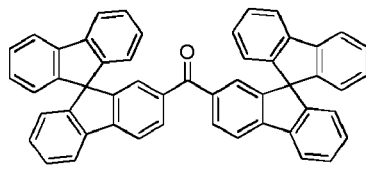
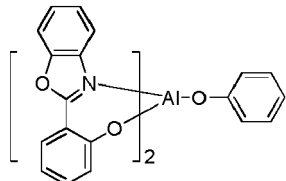
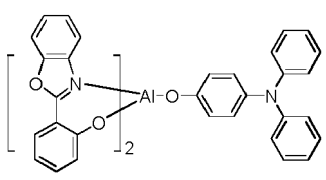
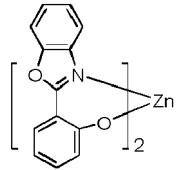
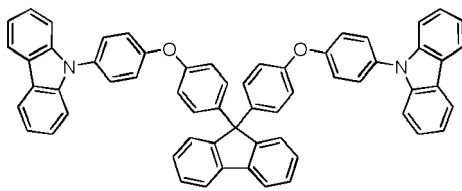
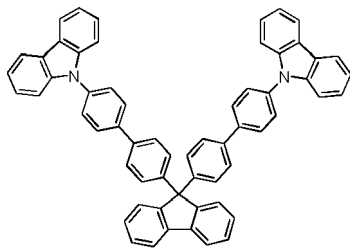
(continued)

Phosphorescent OLED host materials		
Red hosts		
5 Zinc complexes		WO2010056066
10 Chrysene based compounds		WO201108686
Green hosts		
25 Arylcarbazoles		Appl. Phys. Lett. 78, 1622 (2001)
		US20030175553
		WO2001039234
40 Aryltriphenylene compounds		US20060280965
		US20060280965
55		WO2009021126

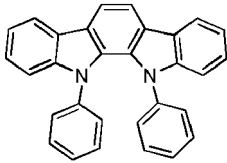
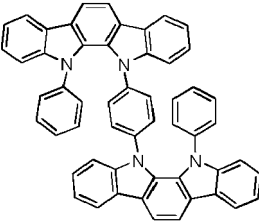
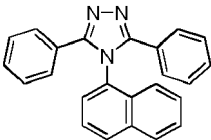
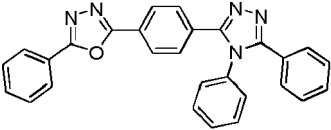
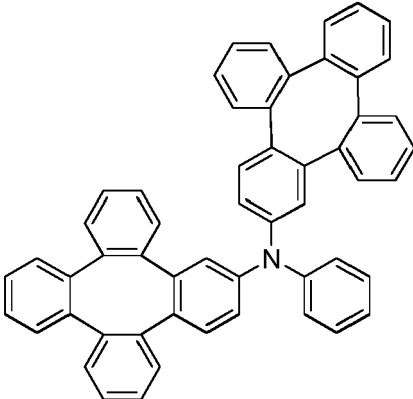
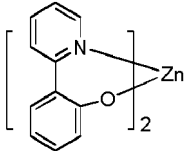
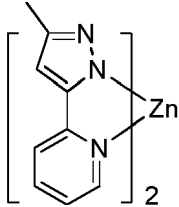
(continued)

Green hosts		
5 10	Poly-fused heteroaryl compounds  	US20090309488 US20090302743 US20100012931
15		
20 25	Donor acceptor type molecules  	WO2008056746
30 35	 	WO2010107244
40 45	Aza-carbazole/DBT/DBF  	JP2008074939
50 55	 	US20100187984

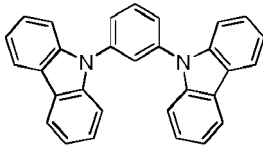
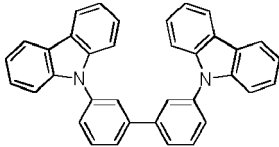
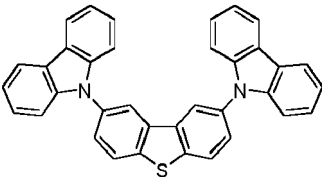
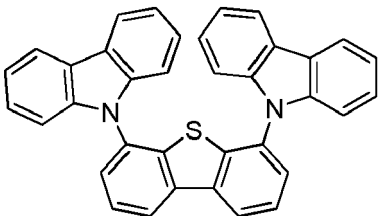
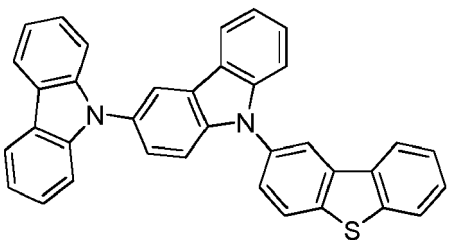
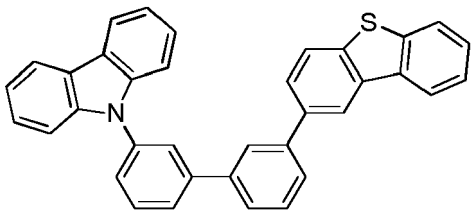
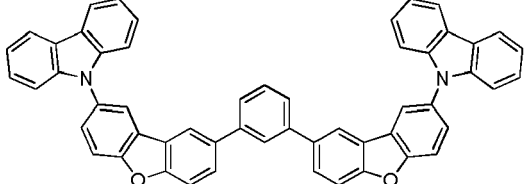
(continued)

Green hosts			
5	Polymers (e.g., PVK)		Appl. Phys. Lett. 77, 2280 (2000)
10	Spirofluorene compounds		WO2004093207
15	Metal phenoxybenzoxazole compounds		WO2005089025
20			WO2006132173
25			JP200511610
30			
35	Spirofluorene-carbazole compounds		JP2007254297
40			
45			JP2007254297
50			
55			

(continued)

Green hosts			
5	Indolocabazoles		WO2007063796
10			WO2007063754
20	5-member ring electron deficient heterocycles (e.g., triazole, oxadiazole)		J. Appl. Phys. 90, 5048 (2001)
25			WO2004107822
30	Tetraphenylene complexes		US20050112407
45	Metal phenoxy pyridine compounds		WO2005030900
50	Metal coordination complexes (e.g., Zn, Al with N^N ligands)		US20040137268, US20040137267
55			

(continued)

Blue hosts			
5	Arylcarbazoles		Appl. Phys. Lett, 82, 2422 (2003)
10			US20070190359
15	Dibenzothiophene/Dibenzofuran-carbazole compounds		WO2006114966 US20090167162
20			US20090167162
25			WO2009086028
30			US20090030202, US20090017330
35			US20100084966
40			
45			
50			

55

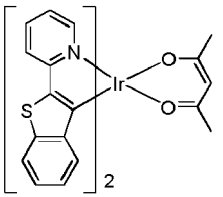
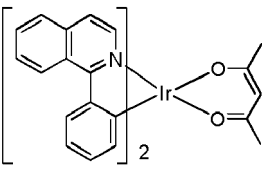
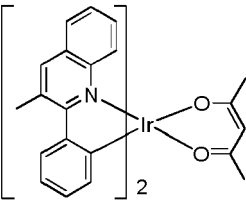
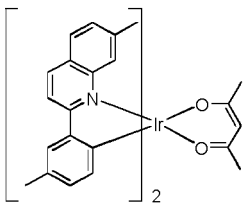
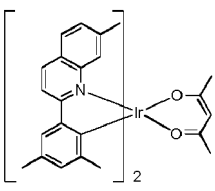
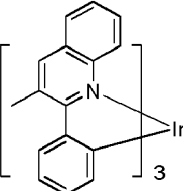
EP 2 849 240 A2

(continued)

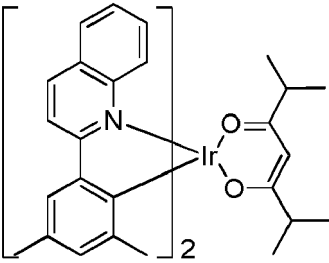
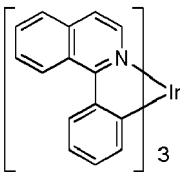
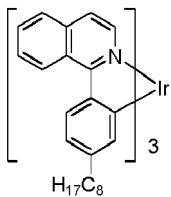
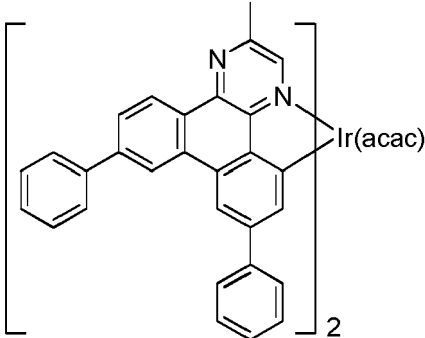
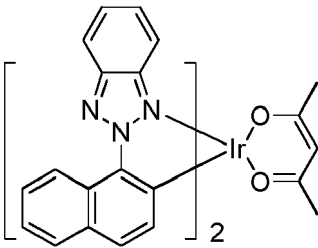
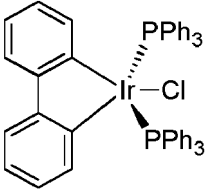
Blue hosts		
5	Silicon aryl compounds	US20050238919
10		
15		WO2009003898
20	Silicon/Germanium aryl compounds	EP2034538A
25		
30	Aryl benzoyl ester	WO2006100298
35		
40	Carbazole linked by nonconjugated groups	US20040115476
45		
50	Aza-carbazoles	US20060121308
55	High triplet metal organometallic complex	US7154114



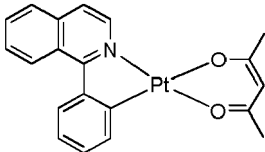
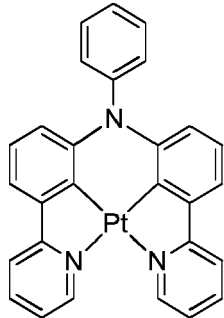
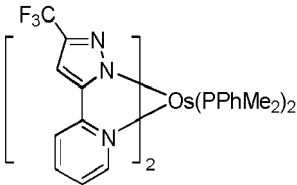
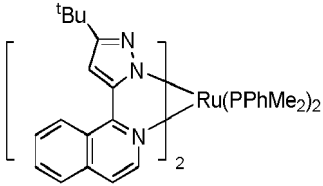
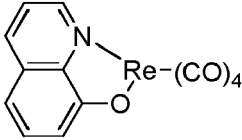
(continued)

Phosphorescent dopants		
Red dopants		
5		
10	Heavy metal porphyrins (e.g., PtOEP)	Nature 395, 151 (1998)
15	Iridium(III) organometallic complexes	Appl. Phys. Lett. 78, 1622 (2001)
20		US20030072964
25		US20030072964
30		US20030072964
35		US20060202194
40		US20060202194
45		US20070087321
50		
55		

(continued)

Phosphorescent dopants		
Red dopants		
5		
10		US20080261076 US20100090591
15		
20		US20070087321
25		Adv. Mater. 19, 739 (2007)
30		
35		WO2009100991
40		
45		WO2008101842
50		
55		US7232618

(continued)

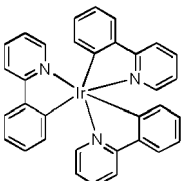
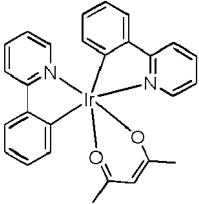
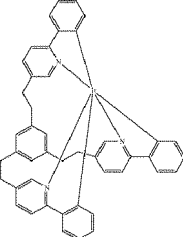
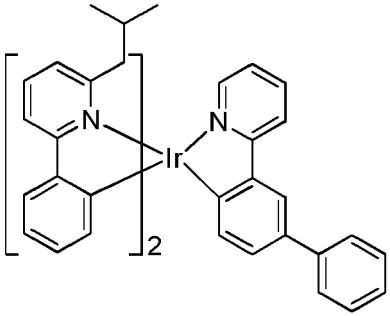
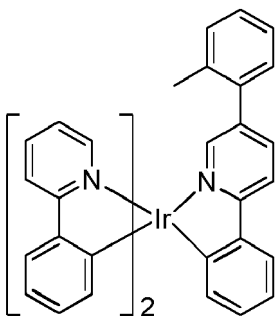
Phosphorescent dopants		
Red dopants		
5 Platinum(II) organometallic complexes		WO2003040257
10 15 20		US20070103060
25 Osmium(III) complexes		Chem. Mater. 17, 3532 (2005)
30 Ruthenium(II) complexes		Adv. Mater. 17, 1059 (2005)
35 40 Rhenium (I), (II), and (III) complexes		US20050244673

45

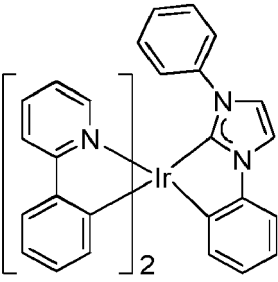
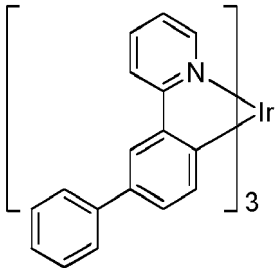
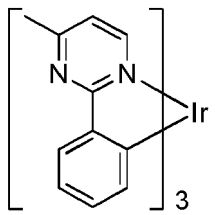
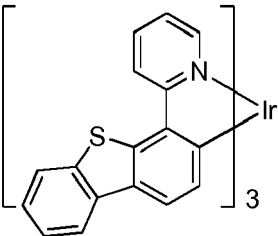
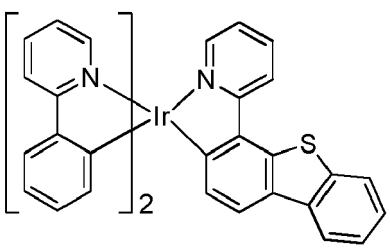
50

55

(continued)

Green dopants		
5	Iridium(III) organometallic complexes	Inorg. Chem. 40, 1704 (2001)
10	 <p>and its derivatives</p>	
15		US20020034656
20		US7332232
25		
30		US20090108737
35		
40		WO2010028151
45		
50		
55		

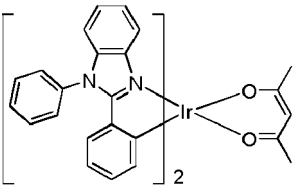
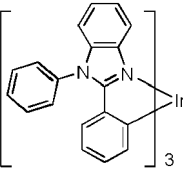
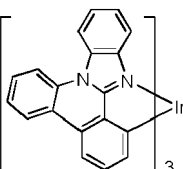
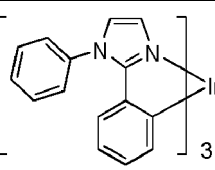
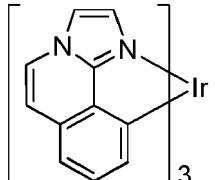
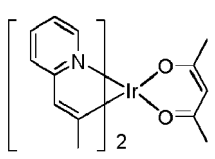
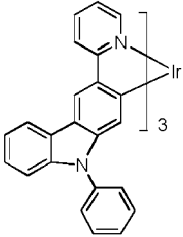
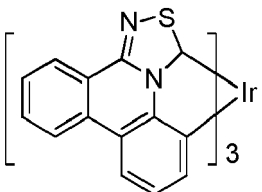
(continued)

Green dopants		
5  10		EP1841834B
15  20		US20060127696
25  30		US20090039776
35		US6921915
40  45		US20100244004

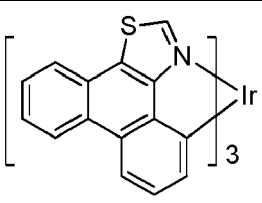
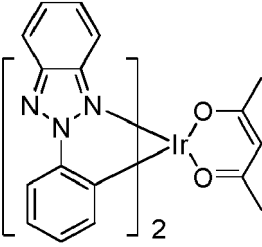
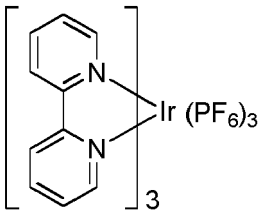
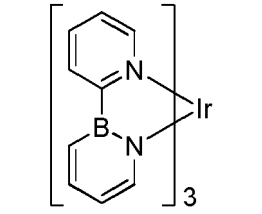
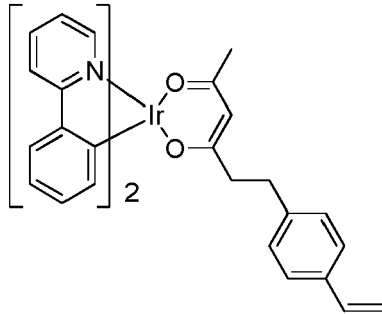
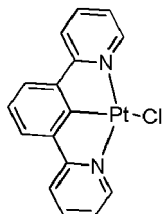
50

55

(continued)

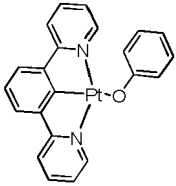
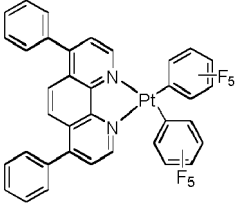
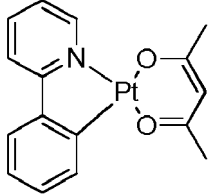
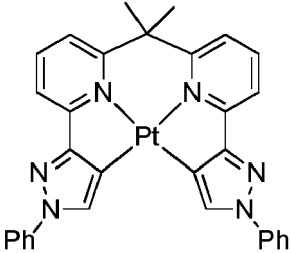
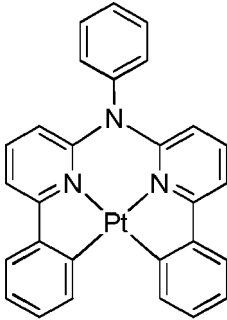
Green dopants		
5		US6687266
10		Chem. Mater. 16,2480 (2004)
15		
20		US20070190359
25		US 20060008670 JP2007123392
30		WO2010086089, WO201104498
35		
40		Adv. Mater. 16, 2003 (2004)
45		Angew. Chem. Int. Ed. 2006,45,7800
50		
55		WO2009050290

(continued)

Green dopants		
5		US20090165846
10		US20080015355
15		US20010015432
20		US20100295032
25		US7250226, US7396598
30		Appl. Phys. Lett. 86, 153505 (2005)
35	Monomer for polymeric metal organometallic compounds	
40		
45	Pt(II) organometallic complexes, including polydentated ligands	
50		

55

(continued)

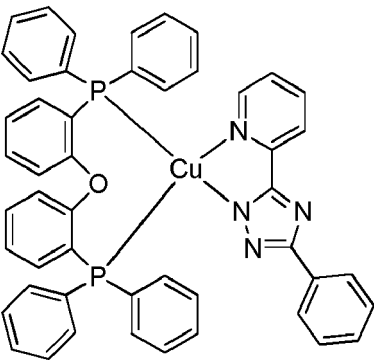
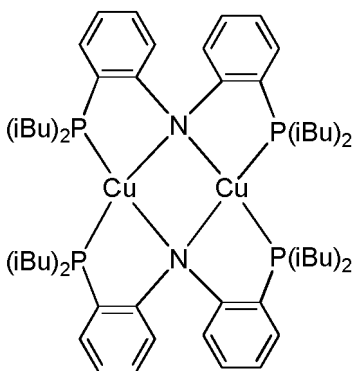
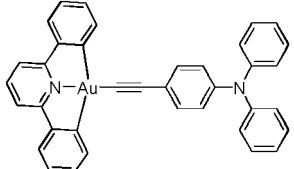
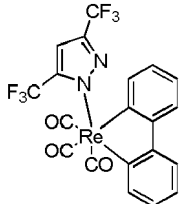
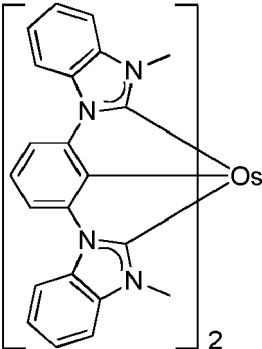
Green dopants		
5		Appl. Phys. Lett. 86, 153505 (2005)
10		
15		Chem. Lett. 34, 592 (2005)
20		WO2002015645
25		
30		US20060263635
35		
40		US20060182992 US20070103060
45		

50

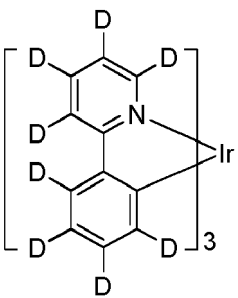
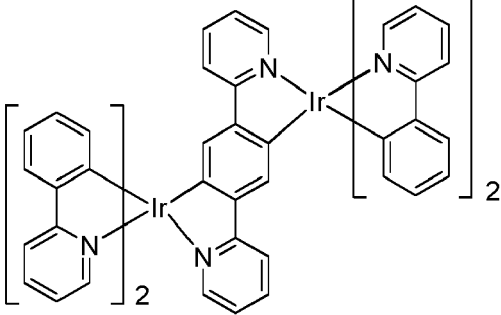
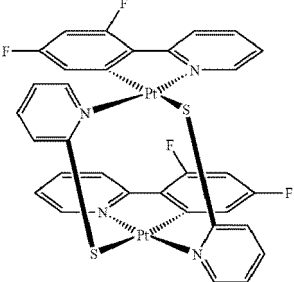
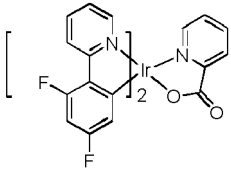
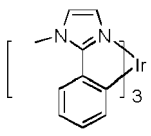
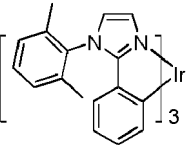
55



(continued)

Green dopants		
5  10  15	Cu complexes	 WO2009000673
20  25		US20070111026
30	Gold complexes	 Chem. Commun. 2906 (2005)
35  40	Rhenium(III) complexes	 Inorg. Chem. 42, 1248 (2003)
45  50  55	Osmium(II) complexes	 US7279704

(continued)

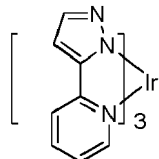
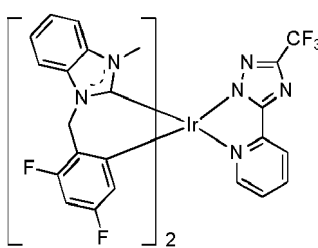
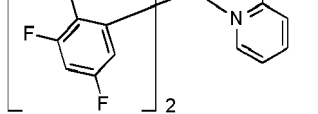
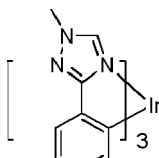
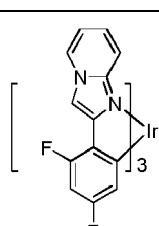
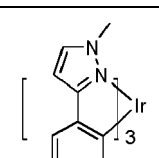
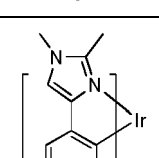
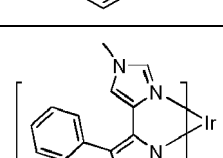
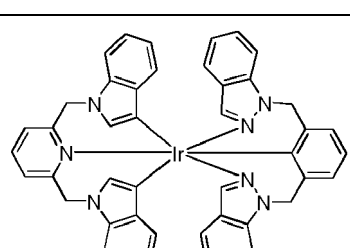
Green dopants		
5 Deuterated organometallic complexes		US20030138657
15 Organometallic complexes with two or more metal centers		US20030152802
25		US7090928
Blue dopants		
40 Iridium(III) organometallic complexes		WO2002002714
45		WO2006009024
50		US20060251923 US20110057559 US20110204333

55

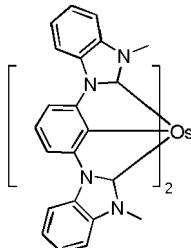
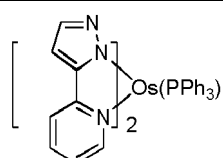
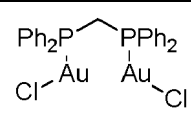
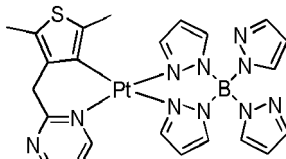
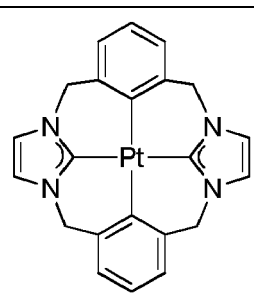
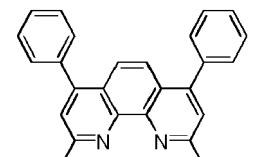
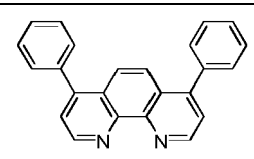
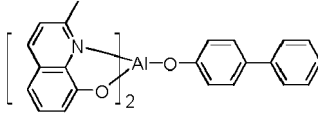
(continued)

Blue dopants		
5		US7393599, WO2006056418, US20050260441, WO2005019373
10		US7534505
15		WO2011051404
20		WO2011051404
25		WO2011051404
30		US7445855
35		US7445855
40		US20070190359, US20080297033 US20100148663
45		US20070190359, US20080297033 US20100148663
50		US7338722
55		US7338722

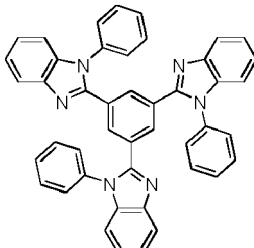
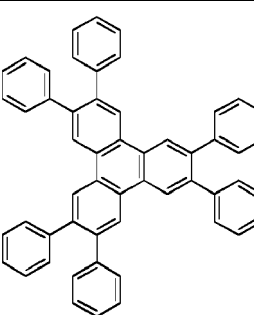
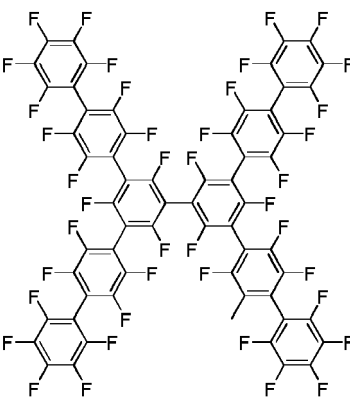
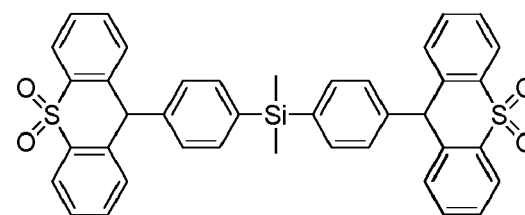
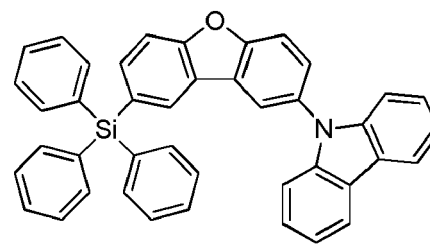
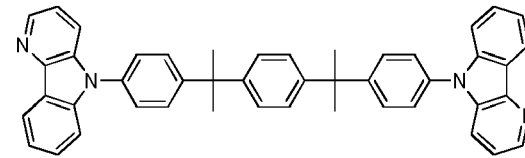
(continued)

Blue dopants		
5		US20020134984
10		Angew. Chem. Int. Ed. 47, 4542 (2008)
15		
20		Chem. Mater. 18, 5119 (2006)
25		Inorg. Chem. 46, 4308 (2007)
30		
35		WO2005123873
40		WO2005123873
45		WO2007004380
50		
55		WO2006082742

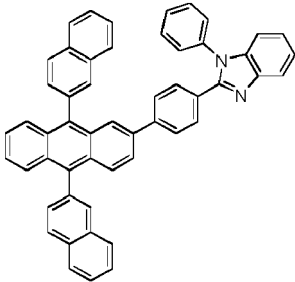
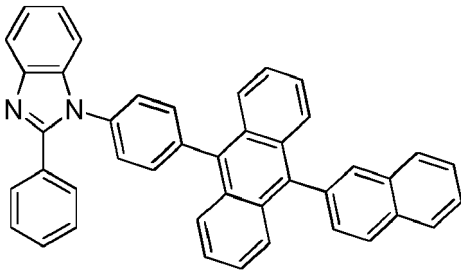
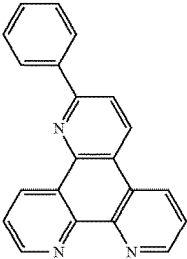
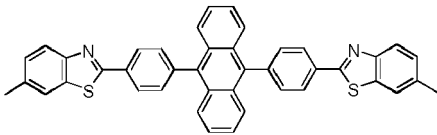
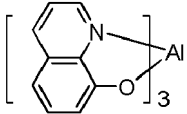
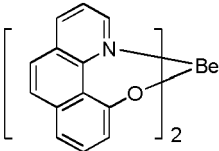
(continued)

<b>Blue dopants</b>		
5	Osmium(II) complexes	US7279704
10		
15		Organometallics 23, 3745 (2004)
20	Gold complexes	Appl. Phys. Lett. 74, 1361 (1999)
		
25	Platinum(II) complexes	WO2006098120, WO2006103874
		
30	Pt tetradentate complexes with at least one metal-carbene bond	US7655323
35		
<b>Exciton/hole blocking layer materials</b>		
40		
45	Bathocuprine compounds (e.g., BCP, BPhen)	Appl. Phys. Lett. 75, 4 (1999)
		
50		Appl. Phys. Lett. 79, 449 (2001)
55	Metal 8-hydroxyquinolates (e.g., BALq)	Appl. Phys. Lett. 81, 162 (2002)
		

(continued)

Exciton/hole blocking layer materials			
5 10	5-member ring electron deficient heterocycles such as triazole, oxadiazole, imidazole, benzimidazole		Appl. Phys. Lett. 81, 162 (2002)
15 20	Triphenylene compounds		US20050025993
25 30 35	Fluorinated aromatic compounds		Appl. Phys. Lett. 79, 156 (2001)
40	Phenothiazine-S-oxide		WO2008132085
45 50	Silylated five-membered nitrogen, oxygen, sulfur or phosphorus dibenzoheterocycles		WO2010079051
55	Aza-carbazoles		US20060121308

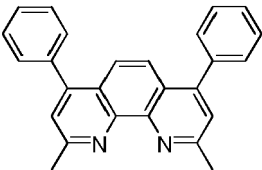
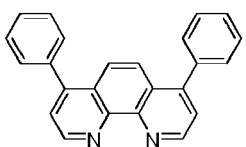
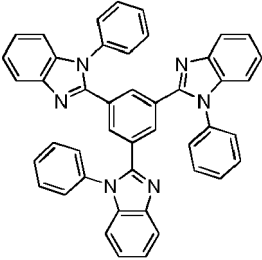
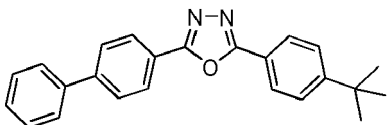
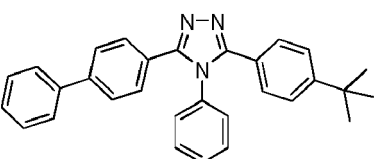
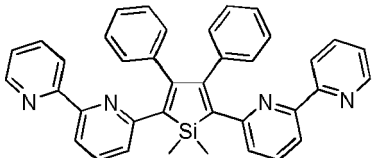
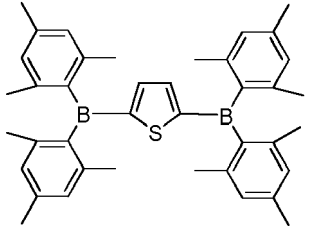
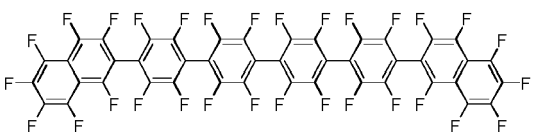
(continued)

Exciton/hole blocking layer materials		
Electron transporting materials		
5 10 15	Anthracene-benzimidazole compounds 	WO2003060956
20		US20090179554
25 30	Aza triphenylene derivatives 	US20090115316
35	Anthracene-benzothiazole compounds 	Appl. Phys. Lett. 89, 063504 (2006)
40	Metal 8-hydroxyquinolates (e.g., Alq <sub>3</sub> , Zrq <sub>4</sub> ) 	Appl. Phys. Lett. 51, 913 (1987) US7230107
45	Metal hydroxybenoquinolates 	Chem. Lett. 5, 905 (1993)

50

55

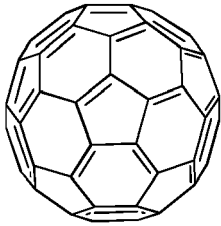
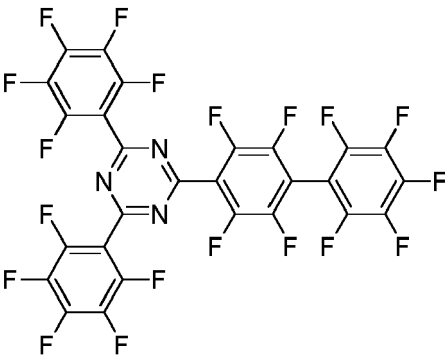
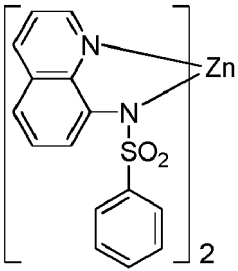
(continued)

Exciton/hole blocking layer materials			
5	Bathocuprine compounds such as BCP, BPhen, etc		Appl. Phys. Lett. 91, 263503 (2007)
10			Appl. Phys. Lett. 79, 449 (2001)
15	5-member ring electron deficient heterocycles (e.g., triazole, oxadiazole, imidazole, benzoimidazole)		Appl. Phys. Lett. 74, 865 (1999)
20			Appl. Phys. Lett. 55, 1489 (1989)
25			Jpn. J. Apply. Phys. 32, L917 (1993)
30			
35	Silole compounds		Org. Electron. 4, 113 (2003)
40			
45	Arylborane compounds		J. Am. Chem. Soc. 120, 9714 (1998)
50	Fluorinated aromatic compounds		J. Am. Chem. Soc. 122, 1832 (2000)

55



(continued)

Exciton/hole blocking layer materials			
5  10	Fullerene (e.g., C60)		US20090101870
15  20	Triazine complexes		US20040036077
25  30	Zn (N^N) complexes		US6528187

**[0153]** It is understood that the various embodiments described herein are by way of example only, and are not intended to limit the scope of the invention. For example, many of the materials and structures described herein may be substituted with other materials and structures without deviating from the spirit of the invention. The present invention as claimed may therefore include variations from the particular examples and preferred embodiments described herein, as will be apparent to one of skill in the art. It is understood that various theories as to why the invention works are not intended to be limiting.

Preferred embodiments:

**[0154]**

1. A composition comprising: a mixture of a first compound and a second compound; wherein the first compound has a different chemical structure than the second compound; wherein the first compound is capable of functioning as a phosphorescent emitter in an organic light emitting device at room temperature; wherein the first compound has an evaporation temperature T1 of 150 to 350 °C; wherein the second compound has an evaporation temperature T2 of 150 to 350 °C; wherein absolute value of T1-T2 is less than 20 °C; wherein the first compound has a concentration C1 in said mixture and a concentration C2 in a film formed by evaporating the mixture in a vacuum deposition tool at a constant pressure between 1x10<sup>-6</sup> Torr to 1x10<sup>-9</sup> Torr, at a 2Å/sec deposition rate on a surface position at a predefined distance away from the mixture being evaporated; and wherein absolute value of (C1-C2)/C1 is less than 5%.

2. The composition of embodiment 1, wherein the first compound has evaporation temperature T1 of 200 to 350 °C and the second compound has evaporation temperature T2 of 200 to 350 °C.

## EP 2 849 240 A2

3. The composition of embodiment 1, wherein absolute value of  $(C1-C2)/C1$  is less than 3%.
4. The composition of embodiment 1, wherein the first compound has a vapor pressure of P1 at T1 at 1 atm, the second compound has a vapor pressure of P2 at T2 at 1 atm; and  
5 wherein the ratio of P1/P2 is within the range of 0.90 to 1.10.
5. The composition of embodiment 1, wherein the first compound has a first mass loss rate and the second compound has a second mass loss rate, wherein the ratio between the first mass loss rate and the second mass loss rate is within the range of 0.90 to 1.10.  
10
6. The composition of embodiment 5, wherein the ratio between the first mass loss rate and the second mass loss rate is within the range of 0.95 to 1.05.
7. The composition of embodiment 5, wherein the ratio between the first mass loss rate and the second mass loss rate is within the range of 0.97 to 1.03.  
15
8. The composition of embodiment 1, wherein the phosphorescent emitter is capable of emitting light from a triplet excited state to a ground singlet state at room temperature.
9. The composition of embodiment 1, wherein the first compound is a metal coordination complex having a metal-carbon bond.  
20
10. The composition of embodiment 9, wherein the metal is selected from the group consisting of Ir, Rh, Re, Ru, Os, Pt, Au, and Cu.  
25
11. The composition of embodiment 9, wherein the metal is Ir.
12. The composition of embodiment 9, wherein the metal is Pt.
13. The composition of embodiment 1, wherein the second compound is capable of functioning as a phosphorescent emitter in an organic light emitting device at room temperature.  
30
14. The composition of embodiment 1, wherein the second compound is capable of functioning as a host in an organic light emitting device at room temperature.  
35
15. The composition of embodiment 14, wherein the host is a hole transporting host.
16. The composition of embodiment 14, wherein the host is an electron transporting host.
17. The composition of embodiment 1, wherein the lowest triplet energy TE1 of the first compound is lower than that of the second compound.  
40
18. The composition of embodiment 1, wherein the second compound comprises at least one chemical group selected from the group consisting of triphenylene, carbazole, dibenzothiophene, dibenzofuran, dibenzoselenophene, aza-triphenylene, aza-carbazole, aza-dibenzothiophene, azadibenzofuran, and aza-dibenzoselenophene.  
45
19. The composition of embodiment 1, wherein the first compound and the second compound each has a purity in excess of 99 % as determined by high pressure liquid chromatography.
20. The composition of embodiment 1, wherein the composition further comprises a third compound, wherein the third compound has a different chemical structure than the first and second compounds, wherein the third compound has an evaporation temperature T3 of 150 to 350 °C, and wherein absolute value of T1-T3 is less than 20 °C.  
50
21. The composition of embodiment 1, wherein the composition is in liquid form at a temperature less than T1 and T2.  
55
22. The composition of embodiment 1, wherein the first compound has the formula of  $M(L^1)_x(L^2)_y(L^3)_z$ ; wherein L<sup>1</sup>, L<sup>2</sup> and L<sup>3</sup> can be the same or different; wherein x is 1, 2, or 3;

wherein y is 0, 1, or 2;  
 wherein z is 0, 1, or 2;  
 wherein x+y+z is the oxidation state of the metal M;  
 wherein L<sup>1</sup>, L<sup>2</sup> and L<sup>3</sup> are independently selected from the group consisting of:

5

10

15

20

25

30

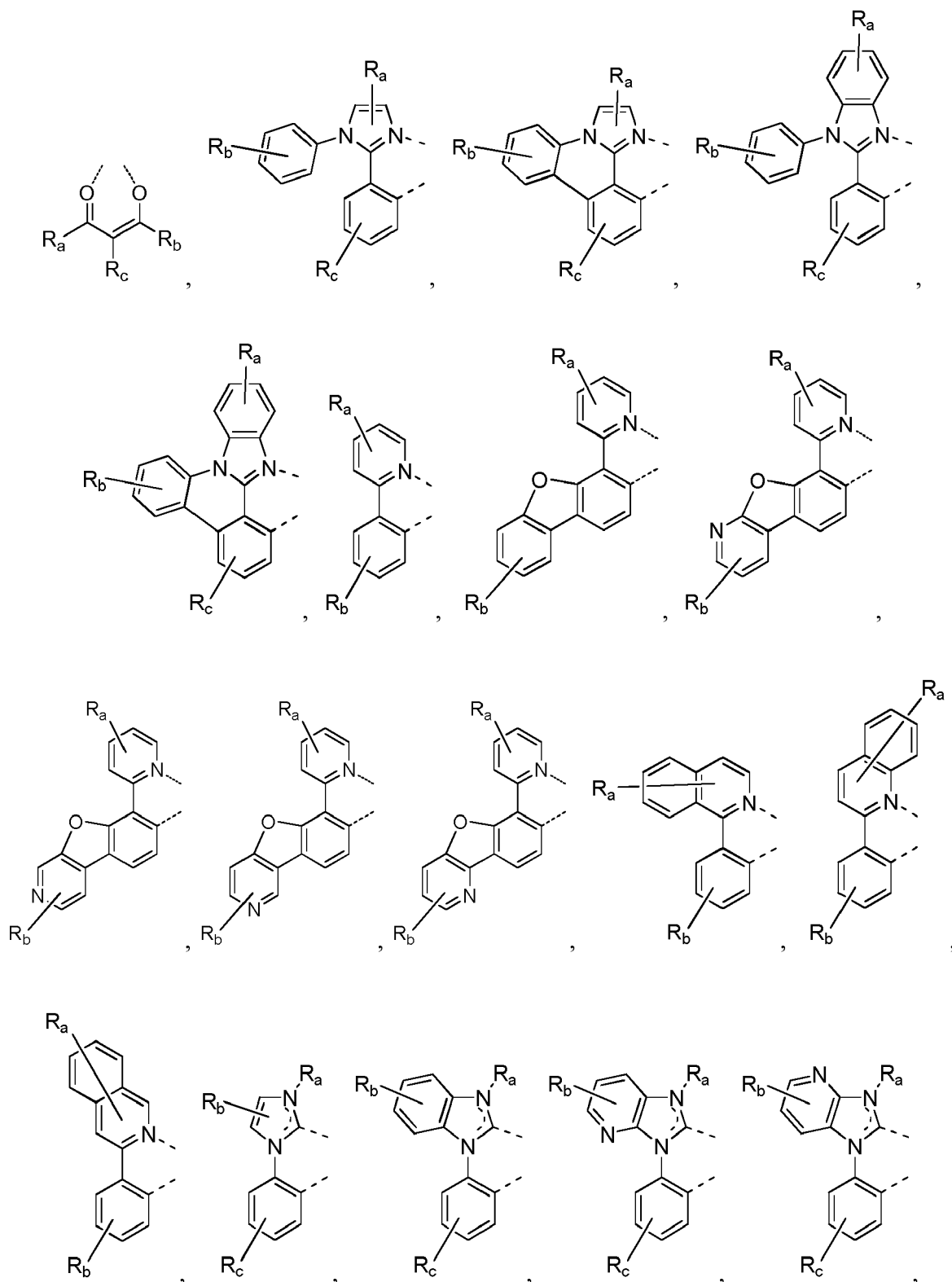
35

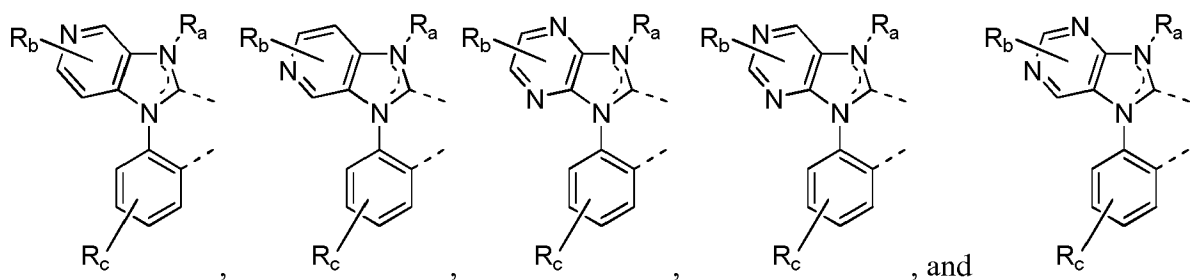
40

45

50

55



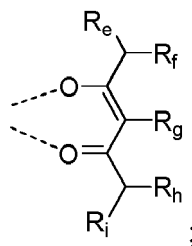


wherein  $R_a$ ,  $R_b$ ,  $R_c$ , and  $R_d$  may represent mono, di, tri, or tetra substitution, or no substitution;  
 wherein  $R_a$ ,  $R_b$ ,  $R_c$ , and  $R_d$  are independently selected from the group consisting of hydrogen, deuterium, halogen, alkyl, cycloalkyl, heteroalkyl, arylalkyl, alkoxy, aryloxy, amino, silyl, alkenyl, cycloalkenyl, heteroalkenyl, alkynyl, aryl, heteroaryl, acyl, carbonyl, carboxylic acid, ester, nitrile, isonitrile, sulfanyl, sulfinyl, sulfonyl, phosphino, and combinations thereof; and

wherein two adjacent substituents of  $R_a$ ,  $R_b$ ,  $R_c$ , and  $R_d$  are optionally joined to form a fused ring or form a multidentate ligand.

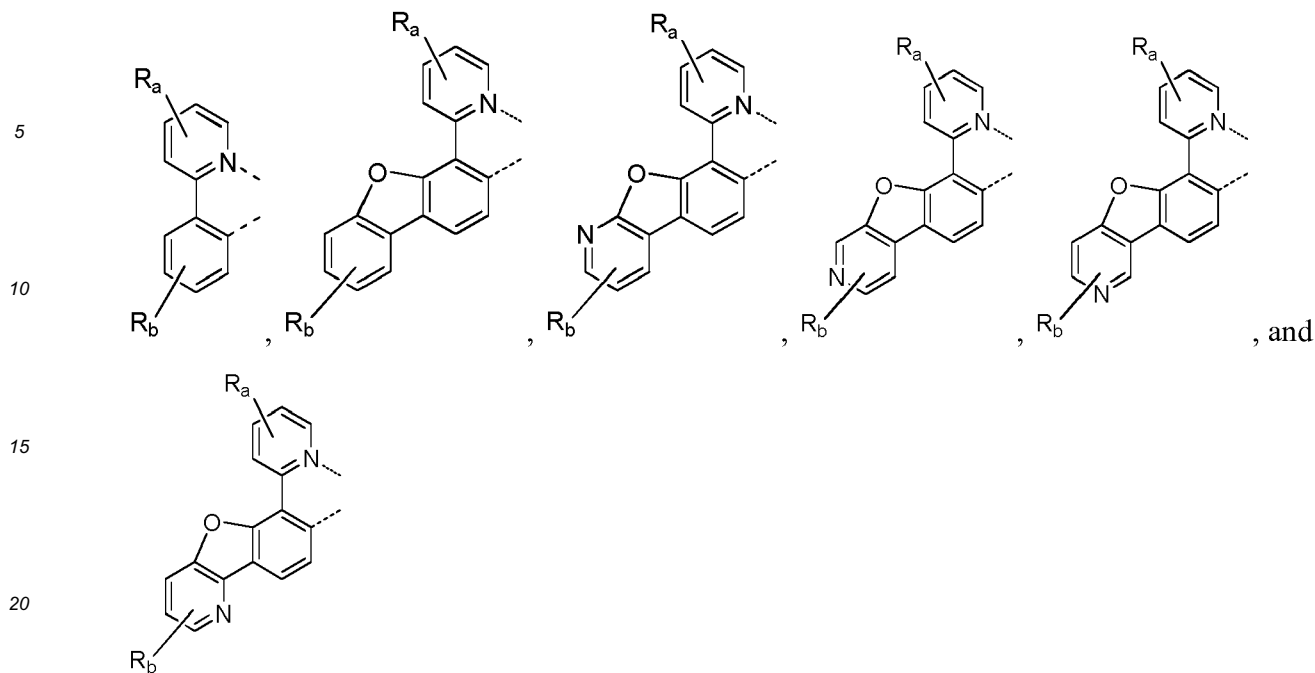
23. The composition of embodiment 22, wherein the first compound has the formula of  $\text{Ir}(L^1)_2(L^2)$ .

24. The composition of embodiment 23, wherein  $L^2$  has the formula:



wherein  $R_e$ ,  $R_f$ ,  $R_h$ , and  $R_i$  are independently selected from group consisting of alkyl, cycloalkyl, aryl, and heteroaryl;  
 wherein at least one of  $R_e$ ,  $R_f$ ,  $R_h$ , and  $R_i$  has at least two carbon atoms;  
 wherein  $R_g$  is selected from group consisting of hydrogen, deuterium, halogen, alkyl, cycloalkyl, heteroalkyl, arylalkyl, alkoxy, aryloxy, amino, silyl, alkenyl, cycloalkenyl, heteroalkenyl, alkynyl, aryl, heteroaryl, acyl, carbonyl, carboxylic acid, ester, nitrile, isonitrile, sulfanyl, sulfinyl, sulfonyl, phosphino, and combinations thereof.

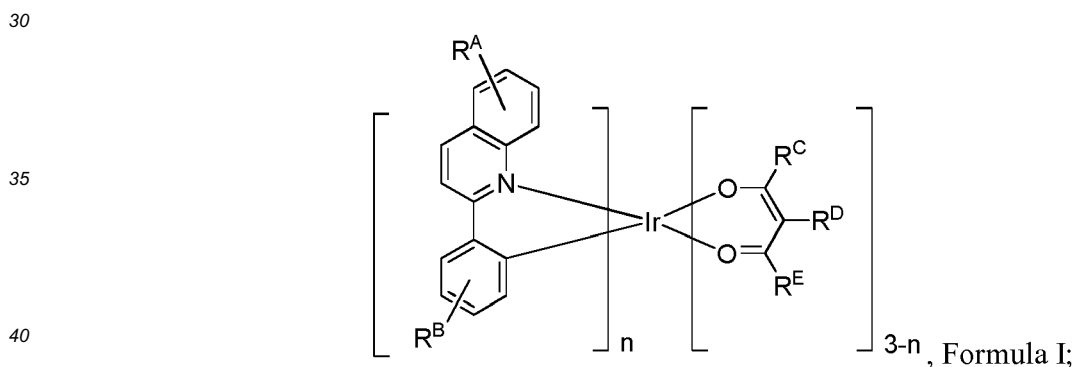
25. The composition of embodiment 23, wherein  $L^2$  has the formula selected from the group consisting of:



26. The composition of embodiment 22, wherein the first compound has the formula of  $Pt(L^1)_2$  or  $Pt(L^1)(L^2)$ .

27. The composition of embodiment 26, wherein  $L^1$  is connected to the other  $L^1$  or  $L^2$  to form a tetradentate ligand.

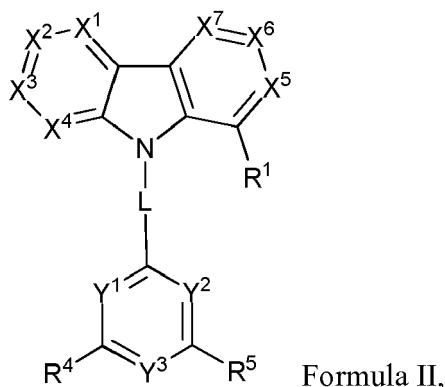
28. The composition of embodiment 1, wherein the first compound has a structure according to Formula I:



wherein

- 45
- $R^A$  represents mono, di, tri, tetra, penta, hexa substitutions, or no substitution;
- $R^B$  represents mono, di, tri, tetra substitutions, or no substitution;
- $R^A$ ,  $R^B$ ,  $R^C$ ,  $R^D$ , and  $R^E$  are each independently selected from the group consisting of hydrogen, deuterium, halogen, alkyl, cycloalkyl, heteroalkyl, arylalkyl, alkoxy, aryloxy, amino, cyclic amino, silyl, alkenyl, cycloalkenyl, heteroalkenyl, alkynyl, aryl, heteroaryl, acyl, carbonyl, carboxylic acid, ether, ester, nitrile, isonitrile, sulfanyl, sulfinyl, sulfonyl, phosphino, and combinations thereof;
- 50
- wherein  $n$  is 1 or 2;
- wherein the second compound has a structure according to Formula II:

55



15 wherein R<sup>1</sup>, R<sup>4</sup> and R<sup>5</sup> are independently selected from group consisting of hydrogen, deuterium, halogen, alkyl, cycloalkyl, heteroalkyl, arylalkyl, alkoxy, aryloxy, amino, cyclic amino, silyl, alkenyl, cycloalkenyl, heteroalkenyl, alkynyl, aryl, heteroaryl, acyl, carbonyl, carboxylic acid, ether, ester, nitrile, isonitrile, sulfanyl, sulfinyl, sulfonyl, phosphino, and combinations thereof;

20 wherein L is selected from the group consisting of a direct bond, aryl, substituted aryl, heteroaryl, substituted heteroaryl, and combinations thereof;

wherein X<sup>1</sup>, X<sup>2</sup>, X<sup>3</sup>, X<sup>4</sup>, X<sup>5</sup>, X<sup>6</sup>, X<sup>7</sup>, Y<sup>1</sup>, Y<sup>2</sup>, and Y<sup>3</sup> are each independently selected from the group consisting of CR and N;

wherein at least two of Y<sup>1</sup>, Y<sup>2</sup>, and Y<sup>3</sup> are N; and

25 wherein each R can be same or different, and is independently selected from the group consisting of hydrogen, deuterium, halogen, alkyl, cycloalkyl, heteroalkyl, arylalkyl, alkoxy, aryloxy, amino, cyclic amino, silyl, alkenyl, cycloalkenyl, heteroalkenyl, alkynyl, aryl, heteroaryl, acyl, carbonyl, carboxylic acid, ether, ester, nitrile, isonitrile, sulfanyl, sulfinyl, sulfonyl, phosphino, and combinations thereof

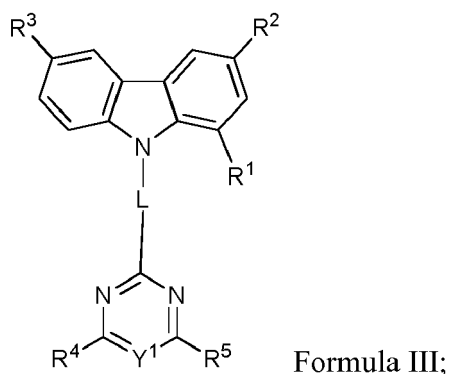
30 29. The composition of embodiment 28, wherein R<sup>1</sup>, R<sup>4</sup> and R<sup>5</sup> are independently selected from group consisting of non-fused aryl, non-fused heteroaryl, and combinations thereof; wherein L is selected from the group consisting of a direct bond, non-fused aryl, non-fused heteroaryl, and combinations thereof; and wherein each R is independently selected from the group consisting of hydrogen, deuterium, non-fused aryl, non-fused heteroaryl and combinations thereof.

35 30. The composition of embodiment 28, wherein R<sup>1</sup> is selected from the group consisting of phenyl, biphenyl, terphenyl, tetraphenyl, pentaphenyl, pyridine, phenyl pyridine and pyridyl phenyl.

40 31. The composition of embodiment 28, wherein L is selected from the group consisting of phenyl, pyridyl, biphenyl, terphenyl and a direct bond.

45 32. The composition of embodiment 28, wherein R<sup>4</sup> and R<sup>5</sup> are each independently selected from the group consisting of phenyl, pyridyl, biphenyl, and terphenyl.

50 33. The composition of embodiment 28, wherein the second compound has a structure according to Formula III:



wherein  $R^2$  and  $R^3$  are each independently selected from the group consisting of hydrogen, deuterium, halogen, alkyl, cycloalkyl, heteroalkyl, arylalkyl, alkoxy, aryloxy, amino, cyclic amino, silyl, alkenyl, cycloalkenyl, heteroalkenyl, alkynyl, aryl, heteroaryl, acyl, carbonyl, carboxylic acid, ether, ester, nitrile, isonitrile, sulfanyl, sulfinyl, sulfonyl, phosphino, and combinations thereof.

5

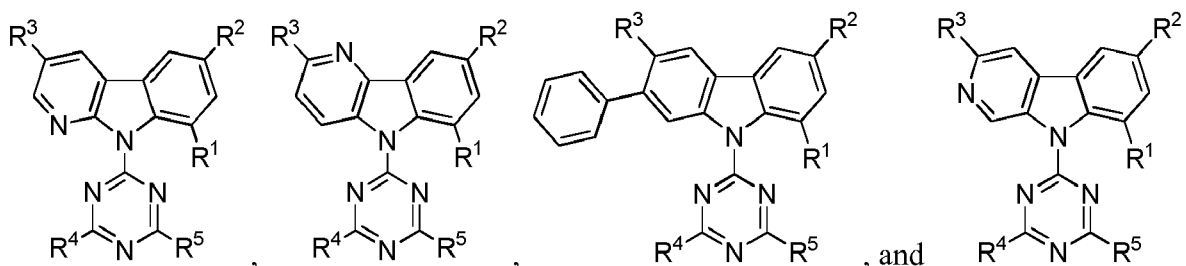
34. The composition of embodiment 33, wherein  $R^2$  and  $R^3$  are each independently selected from the group consisting of hydrogen, deuterium, non-fused aryl, non-fused heteroaryl and combinations thereof.

10

35. The composition of embodiment 33, wherein the second compound has a structure selected from the group consisting of:

15

20



36. The composition of embodiment 28, wherein  $n$  is 1.

25

37. The composition of embodiment 28, wherein  $R^A$ ,  $R^B$ ,  $R^C$ ,  $R^D$ , and  $R^E$  are each independently selected from the group consisting of hydrogen, deuterium, alkyl, cycloalkyl, and combinations thereof.

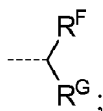
38. The composition of embodiment 28, wherein at least one of  $R^C$  and  $R^E$  contains a branched alkyl moiety with branching at a position further than the  $\alpha$  position to the carbonyl group.

30

39. The composition of embodiment 28, wherein  $R^D$  is hydrogen.

40. The composition of embodiment 28, wherein at least one of  $R^C$  and  $R^E$  has the following structure:

35



40

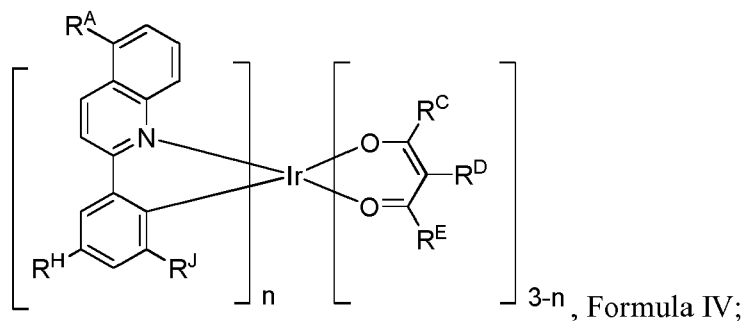
wherein  $R^F$ , and  $R^G$  are independently selected from group consisting of alkyl and cycloalkyl; and wherein at least one of  $R^F$ , and  $R^G$  has at least two C.

41. The composition of embodiment 28, wherein the first compound has a structure according to Formula IV:

45

50

55



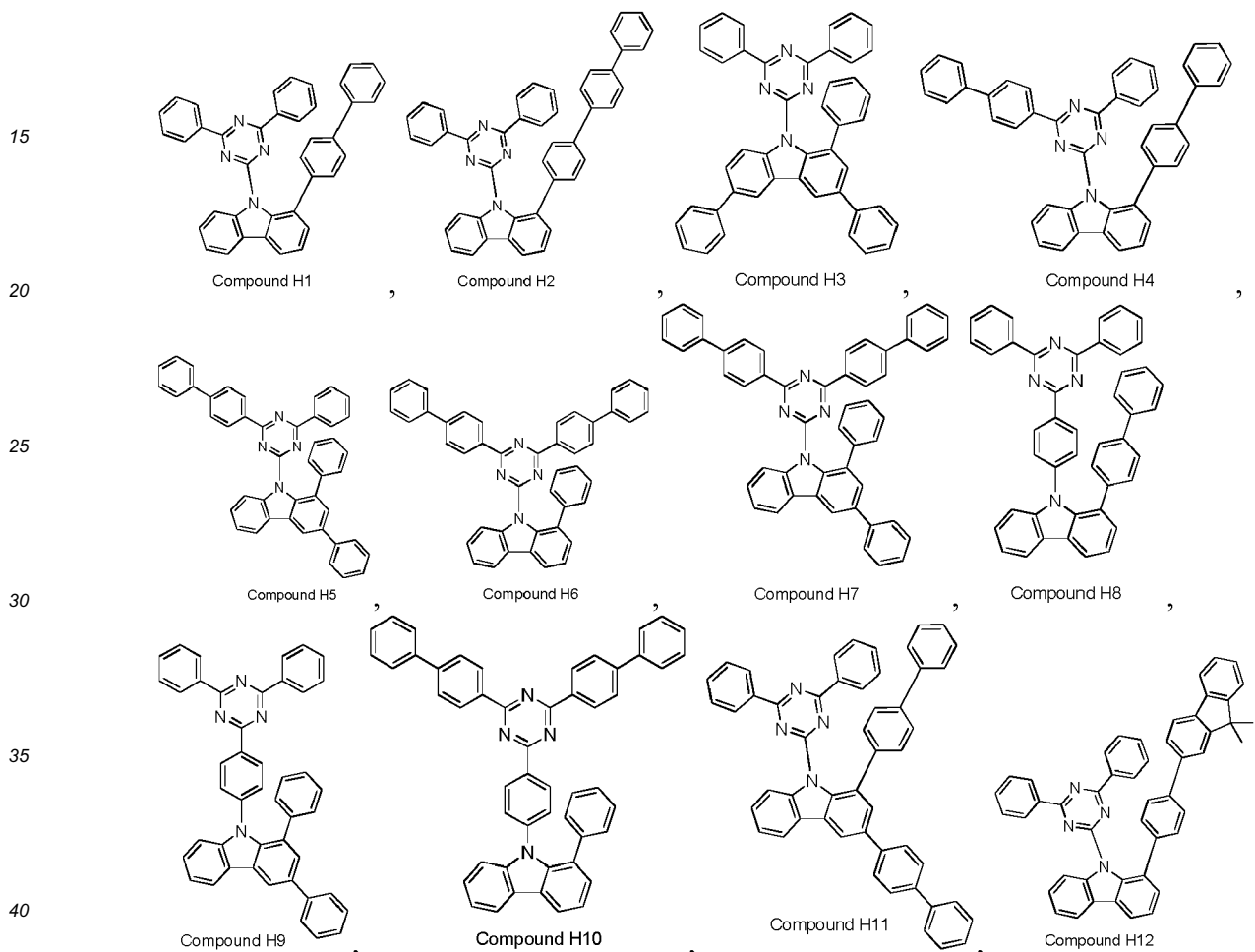
wherein  $R^H$  and  $R^J$  are each independently selected from the group consisting of hydrogen, deuterium, halogen, alkyl, cycloalkyl, heteroalkyl, arylalkyl, alkoxy, aryloxy, amino, cyclic amino, silyl, alkenyl, cycloalkenyl, heteroalkenyl,

alkynyl, aryl, heteroaryl, acyl, carbonyl, carboxylic acid, ether, ester, nitrile, isonitrile, sulfanyl, sulfinyl, sulfonyl, phosphino, and combinations thereof.

42. The composition of embodiment 41, wherein R<sup>H</sup> and R<sup>J</sup> are each independently selected from the group consisting of hydrogen, deuterium, alkyl, cycloalkyl, and combinations thereof.

43. The composition of embodiment 41, wherein R<sup>H</sup> and R<sup>J</sup> are methyl.

44. The composition of embodiment 28, wherein the second compound is selected from the group consisting of:



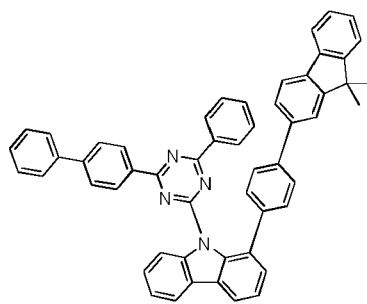
45

50

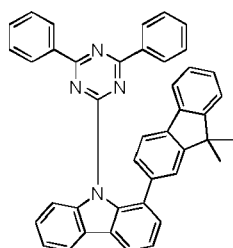
55



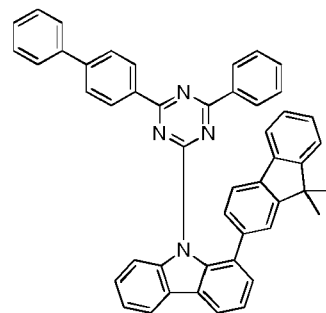
5



Compound H13

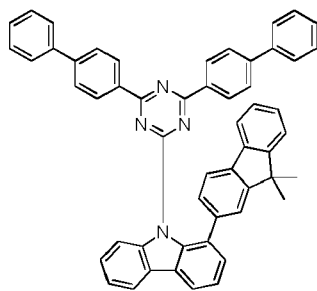


Compound H14

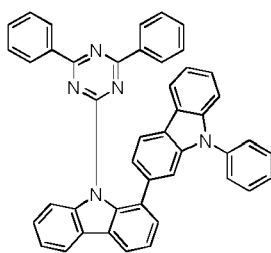


Compound H15

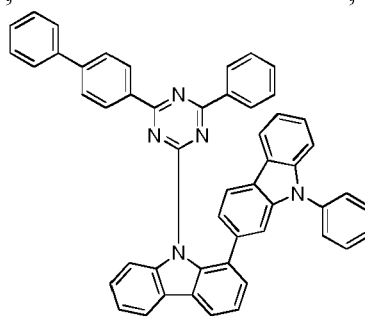
10



Compound H16



Compound H17

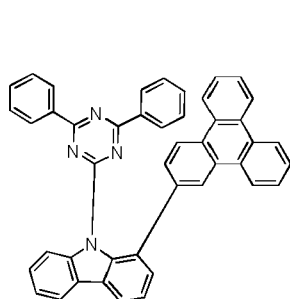


Compound H18

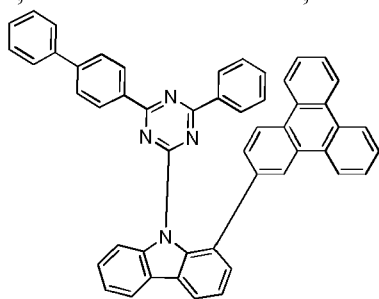
15

20

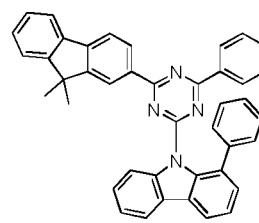
25



Compound H19



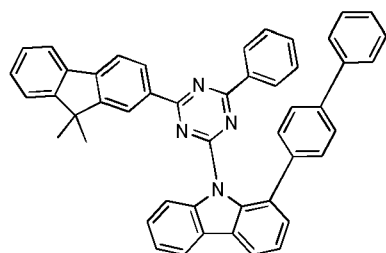
Compound H20



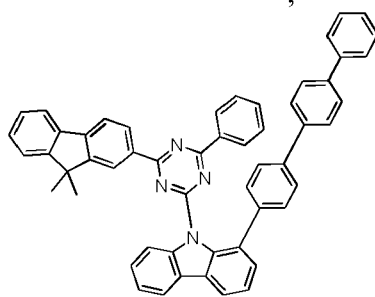
Compound H21

30

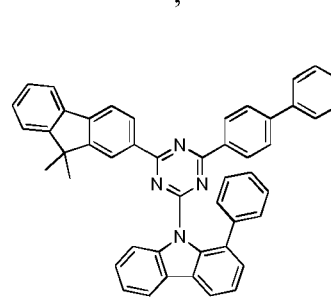
35



Compound H22



Compound H23



Compound H24

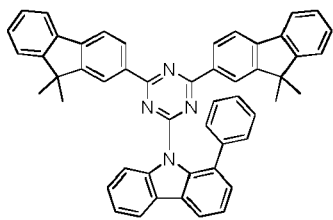
40

45

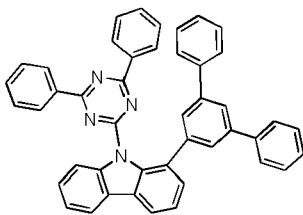
50

55

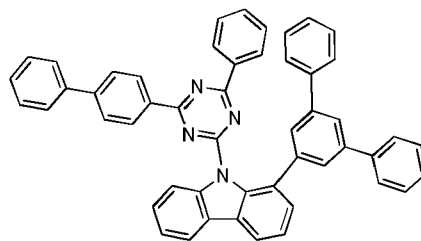
5



Compound H25



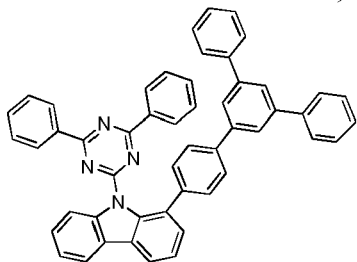
Compound H26



Compound H27

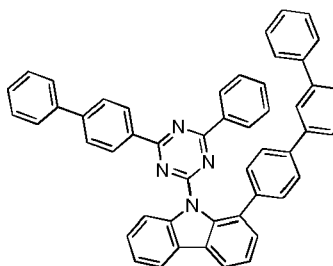
10

15



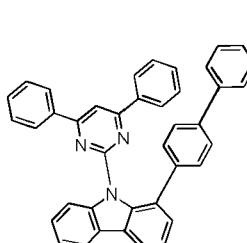
Compound H28

20

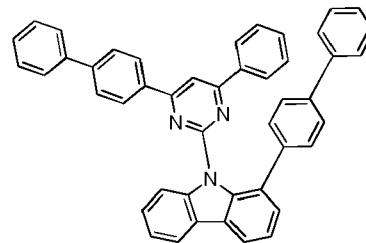


Compound H29

25



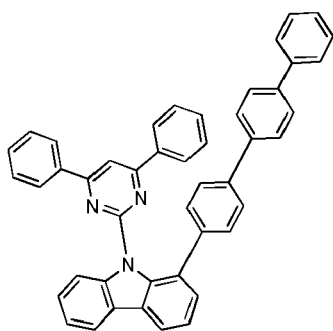
Compound H30



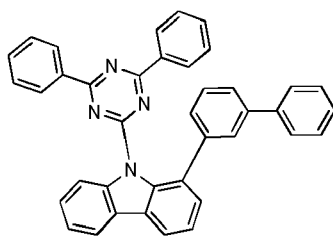
Compound H31

30

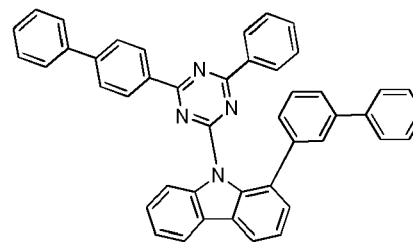
35



Compound H32



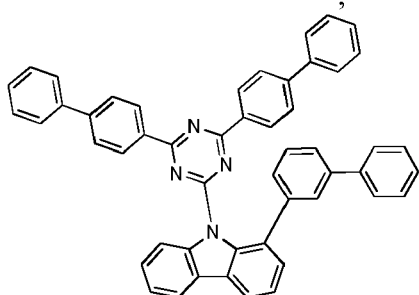
Compound H33



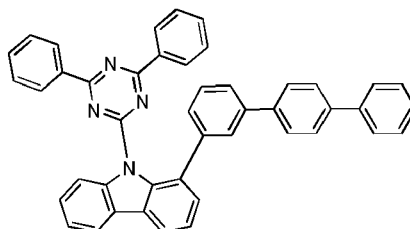
Compound H34

40

45



Compound H35

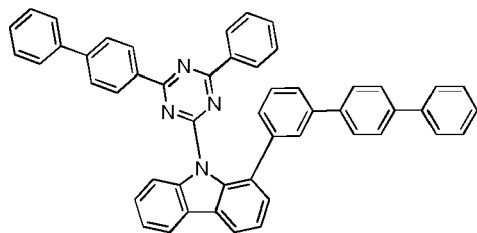


Compound H36

50

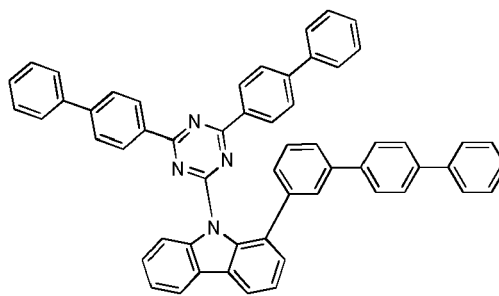
55

5



Compound H37

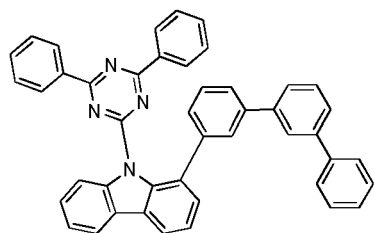
,



Compound H38

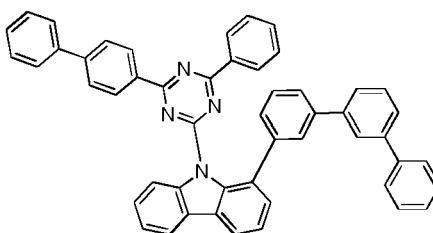
10

15



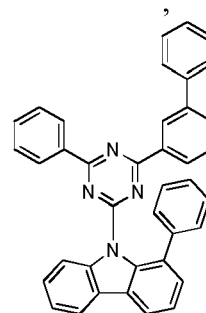
Compound H39

,



Compound H40

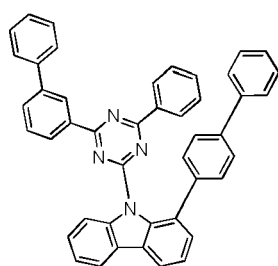
,



Compound H41

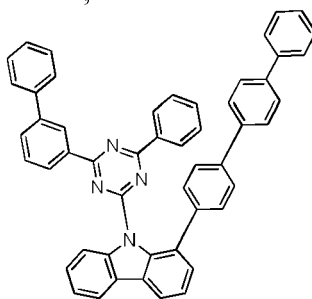
20

25



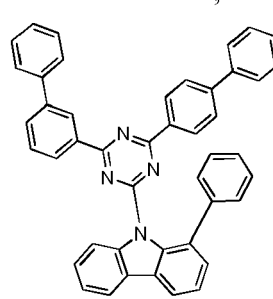
Compound H42

,



Compound H43

,

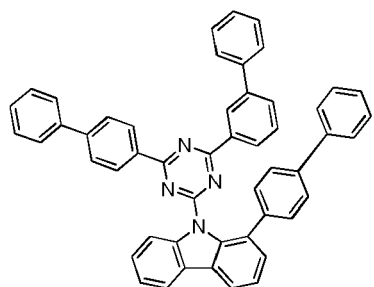


Compound H44

,

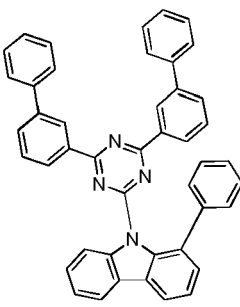
35

40



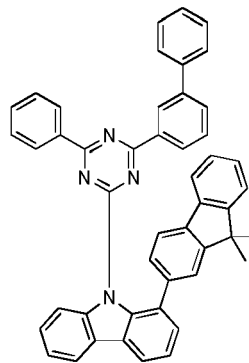
Compound H45

,



Compound H46

,



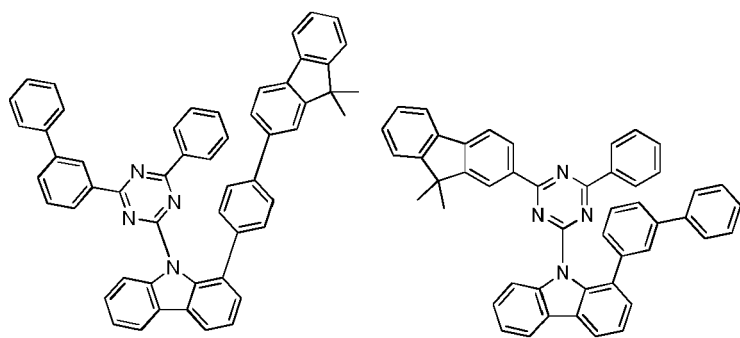
Compound H47

,

50

55

5



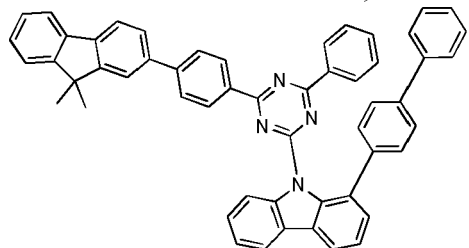
10

Compound H48

Compound H49

, and

15

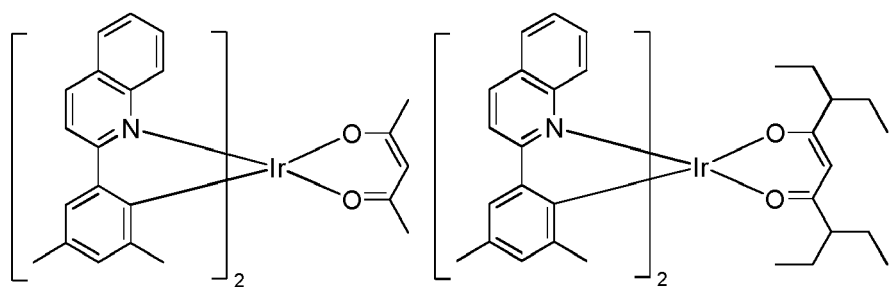


20

Compound H50

45. The composition of embodiment 28, wherein the first compound is selected from the group consisting of:

25

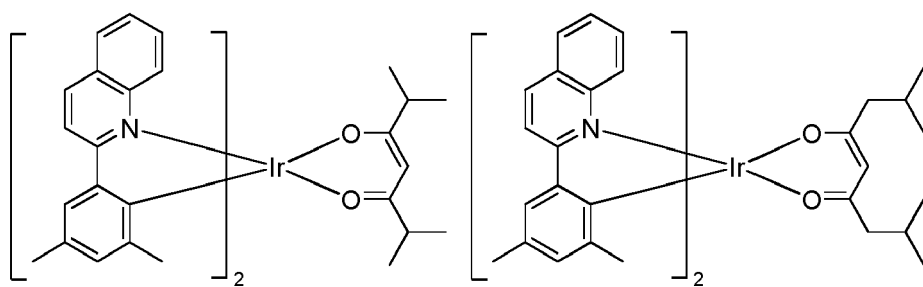


30

Compound E1

Compound E2

35



40

Compound E3

Compound E4

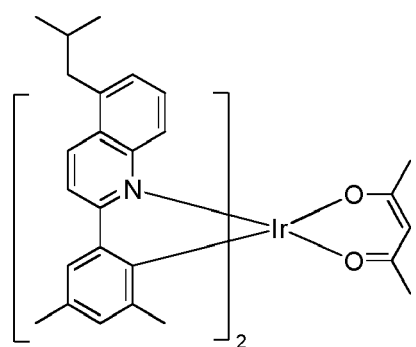
45

50

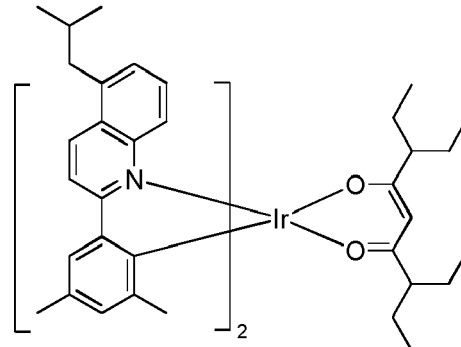
55

5

10



Compound E5

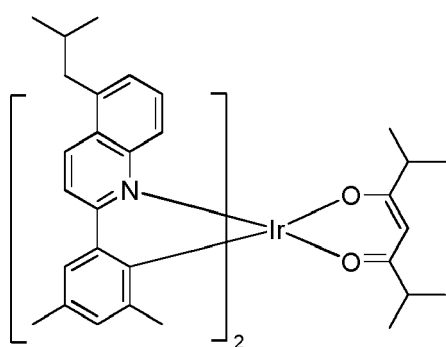


Compound E6

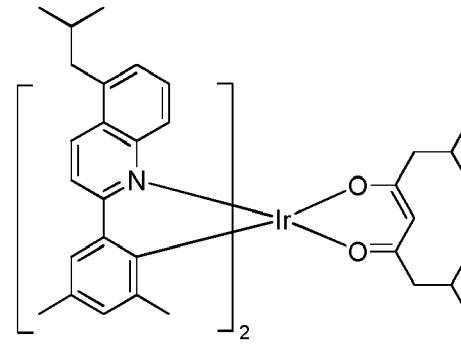
15

20

25



Compound E7

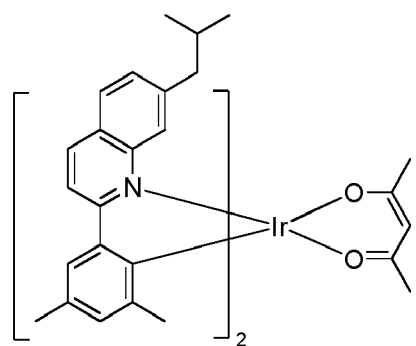


Compound E8

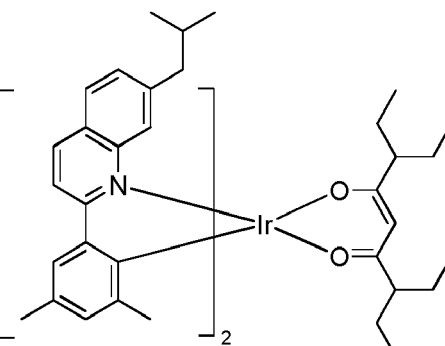
30

35

40



Compound E9



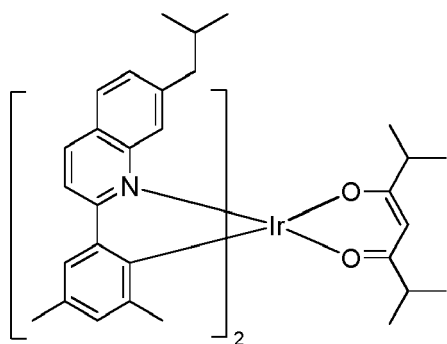
Compound E10

45

50

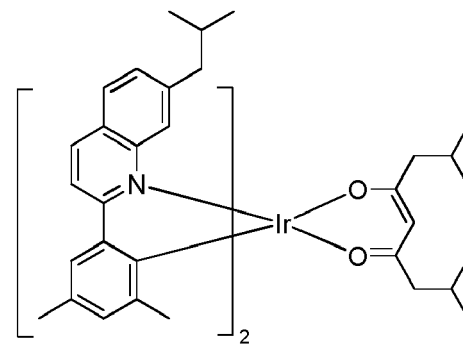
55

5



Compound E11

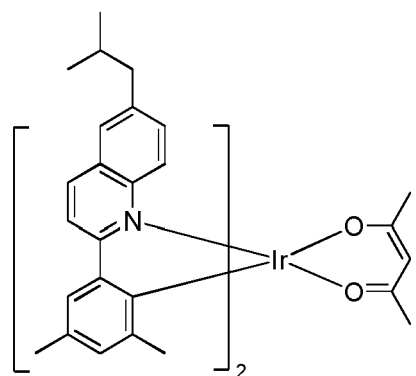
,



Compound E12

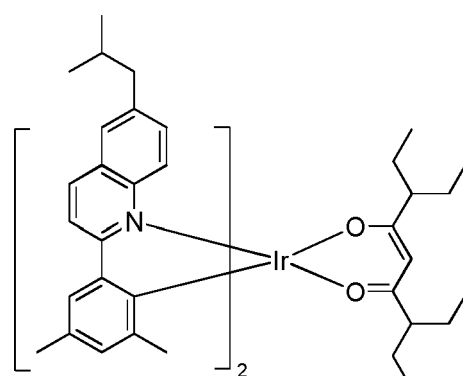
15

20



Compound E13

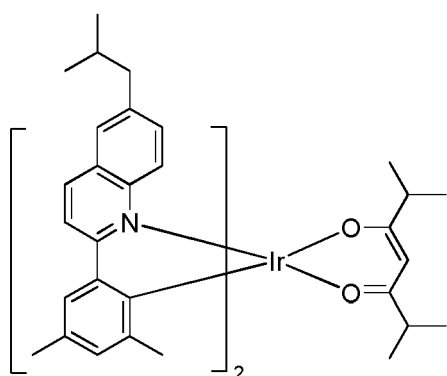
,



Compound E14

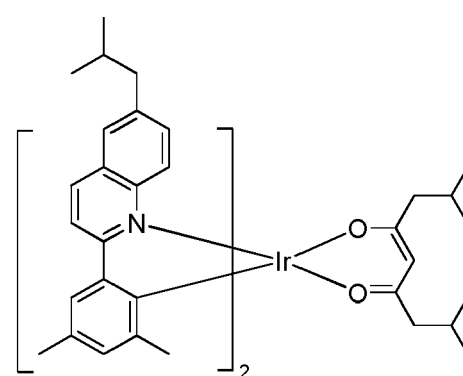
30

35



Compound E15

,



Compound E16

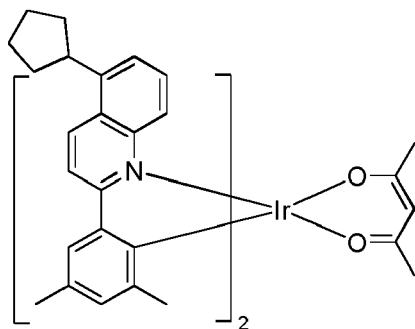
45

50

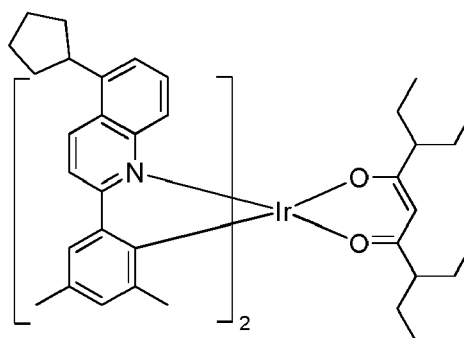
55

5

10



Compound E17

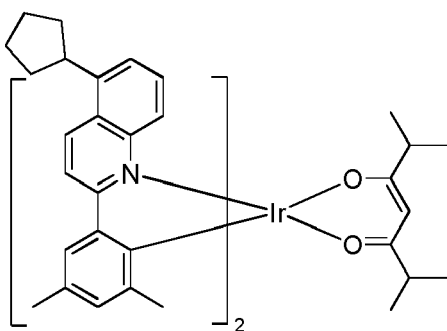


Compound E18

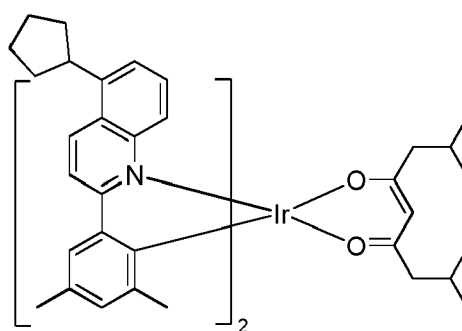
15

20

25



Compound E19

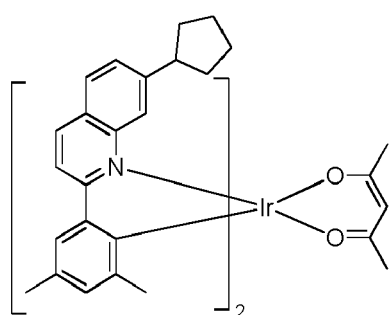


Compound E20

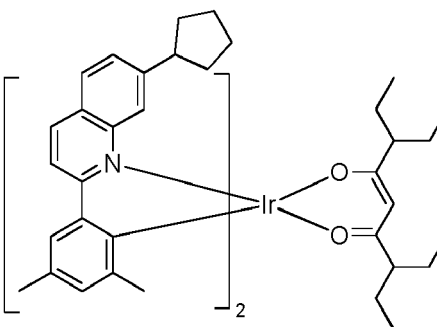
30

35

40



Compound E21

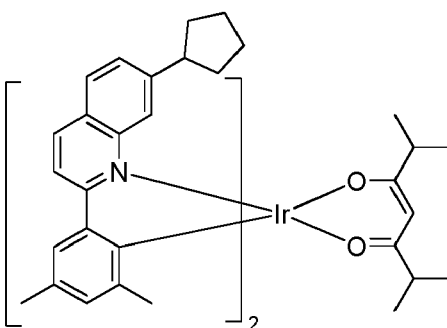


Compound E22

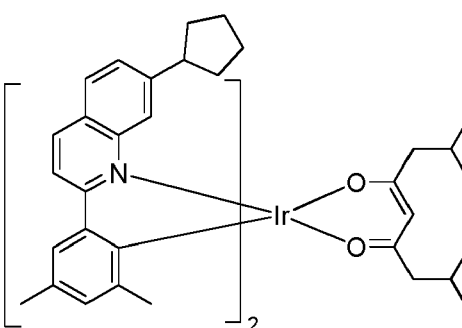
45

50

55



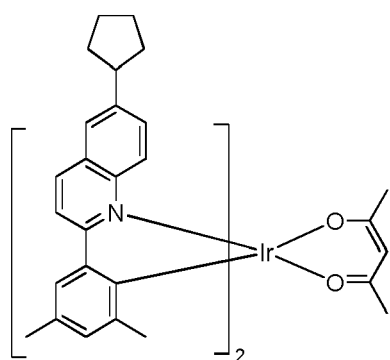
Compound E23



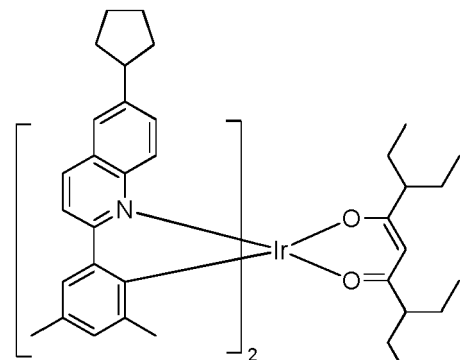
Compound E24

5

10



Compound E25

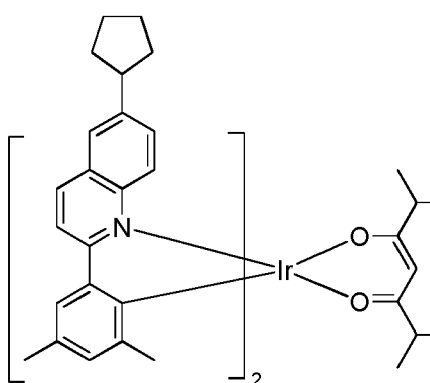


Compound E26

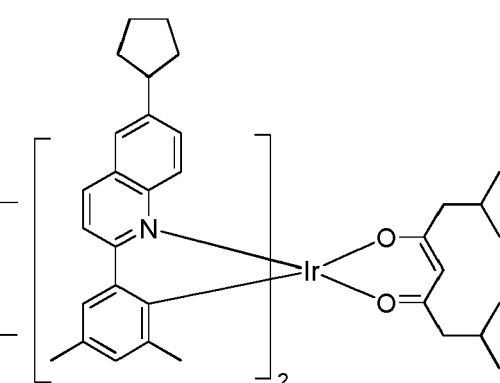
15

20

25



Compound E27

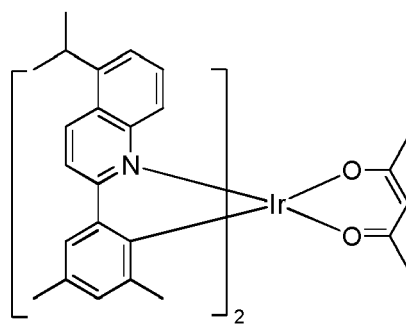


Compound E28

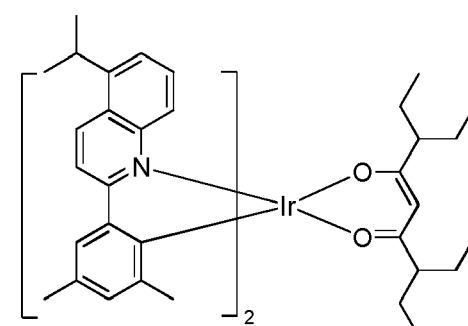
30

35

40



Compound E29

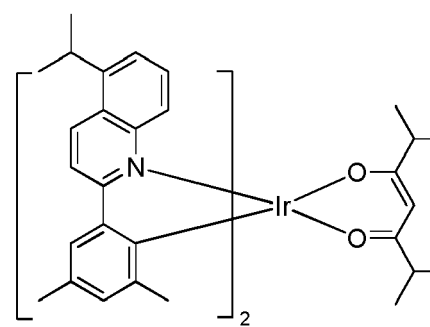


Compound E30

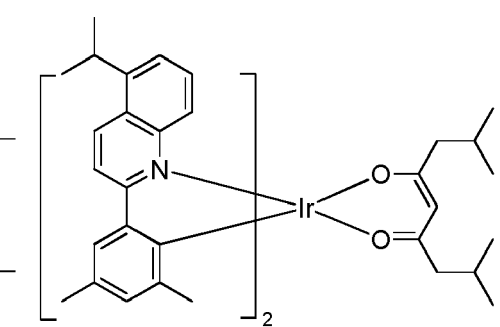
45

50

55



Compound E31

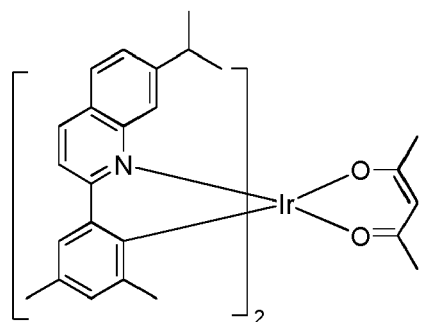


Compound E32

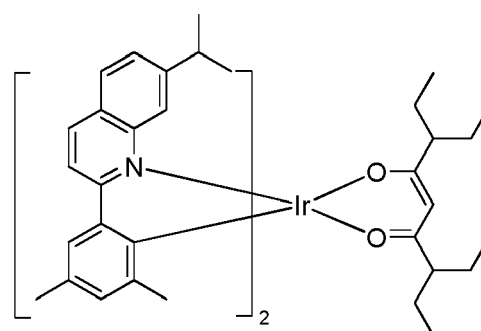


5

10



Compound E33

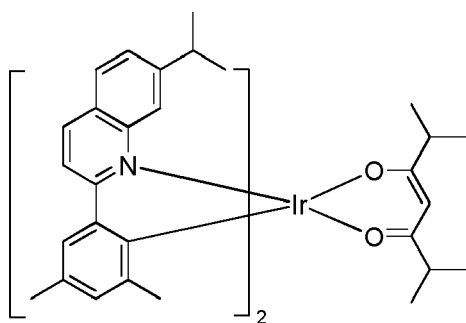


Compound E34

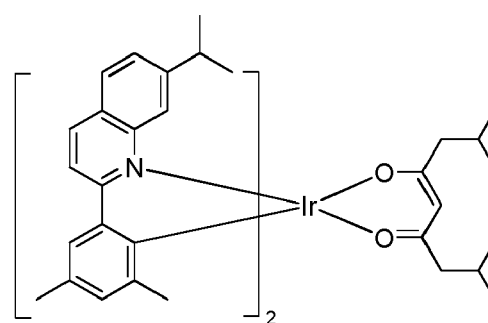
15

20

25



Compound E35

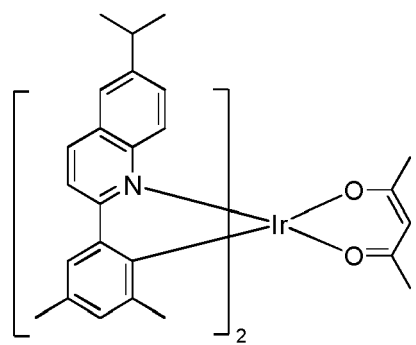


Compound E36

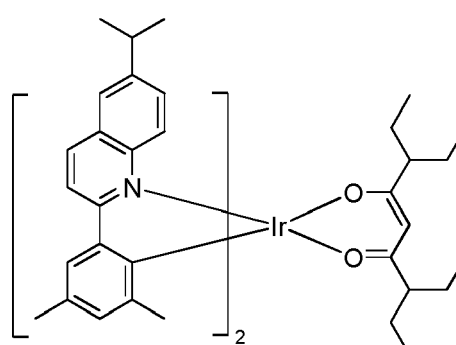
30

35

40



Compound E37

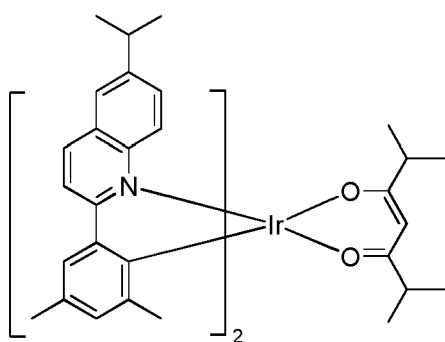


Compound E38

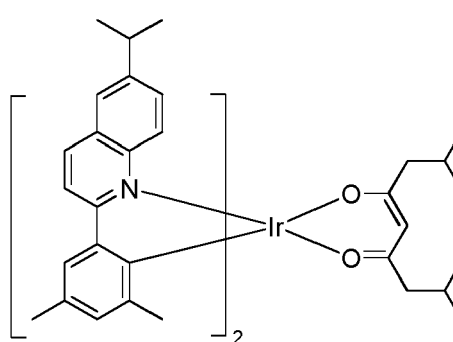
45

50

55



Compound E39



Compound E40

, and

46. The composition of embodiment 28, wherein the mixture of the first compound and the second compound is selected from the group consisting of: (Compound E5 and Compound H1), (Compound E1 and Compound H14),

(Compound E4 and Compound H21), (Compound E9 and Compound H30), (Compound E17 and Compound H21), and (Compound E13 and Compound H33).

5 47. The composition of embodiment 28, wherein the mixture of the first compound and the second compound is (Compound E5 and Compound H1).

10 48. The composition of embodiment 1, wherein the first compound and the second compound each independently has the formula of  $\text{Ir}(\text{L}^1)_2(\text{L}^2)$ ; wherein  $\text{L}^1$  has the formula:



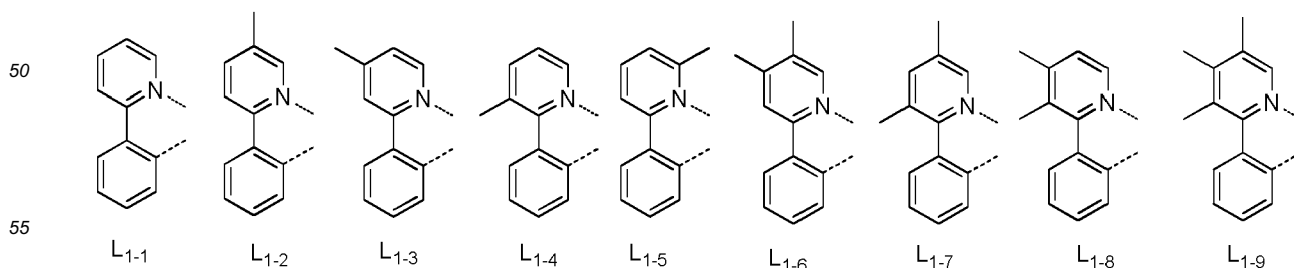
wherein  $\text{L}^2$  has the formula:

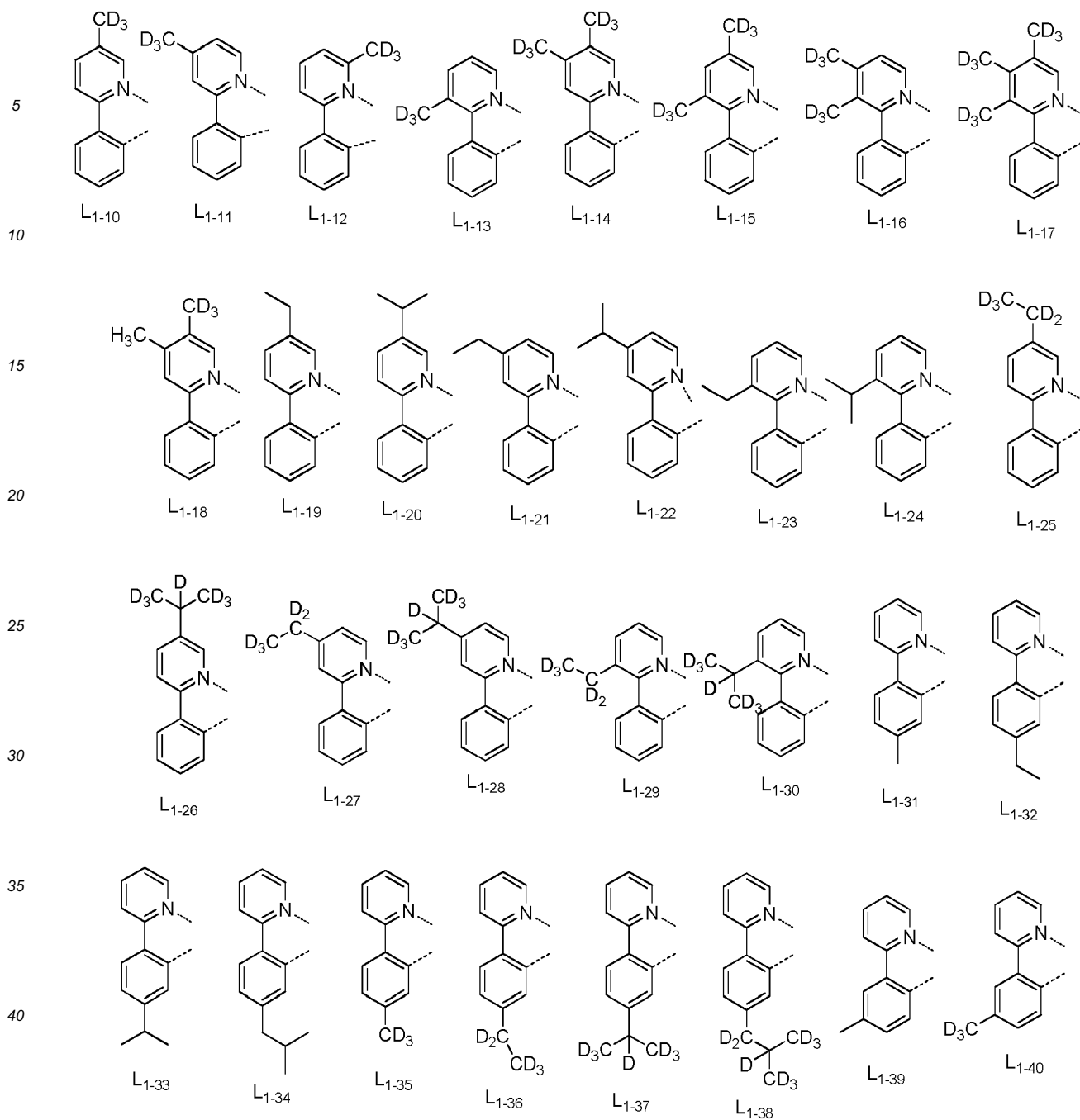


35 wherein  $\text{L}^1$  is different from  $\text{L}^2$ ;  
wherein  $\text{R}_{\text{aa}}$ ,  $\text{R}_{\text{bb}}$ ,  $\text{R}_{\text{cc}}$ , and  $\text{R}_{\text{dd}}$  may represent mono, di, tri, or tetra substitution, or no substitution;  
wherein  $\text{R}_{\text{aa}}$ ,  $\text{R}_{\text{bb}}$ ,  $\text{R}_{\text{cc}}$ , and  $\text{R}_{\text{dd}}$  are independently selected from the group consisting of hydrogen, deuterium,  
40 halogen, alkyl, cycloalkyl, heteroalkyl, arylalkyl, alkoxy, aryloxy, amino, silyl, alkenyl, cycloalkenyl, heteroalkenyl, alkynyl, aryl, heteroaryl, acyl, carbonyl, carboxylic acid, ester, nitrile, isonitrile, sulfanyl, sulfinyl, sulfonyl, phosphino, and combinations thereof; wherein two adjacent substituents of  $\text{R}_{\text{aa}}$ ,  $\text{R}_{\text{bb}}$ ,  $\text{R}_{\text{cc}}$ , and  $\text{R}_{\text{dd}}$  are optionally joined to form a fused ring or form a multidentate ligand; and  
wherein at least one of  $\text{R}_{\text{cc}}$  is a 5 or 6-membered carbocyclic or heterocyclic ring.

45 49. The composition of embodiment 48, wherein at least one of  $\text{R}_{\text{cc}}$  is benzene or pyridine.

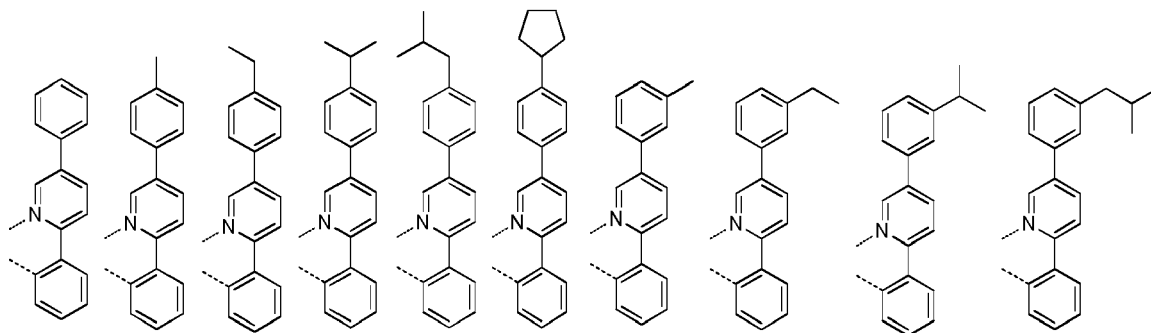
50 50. The composition of embodiment 48, wherein  $\text{L}^1$  is selected from the group consisting of:





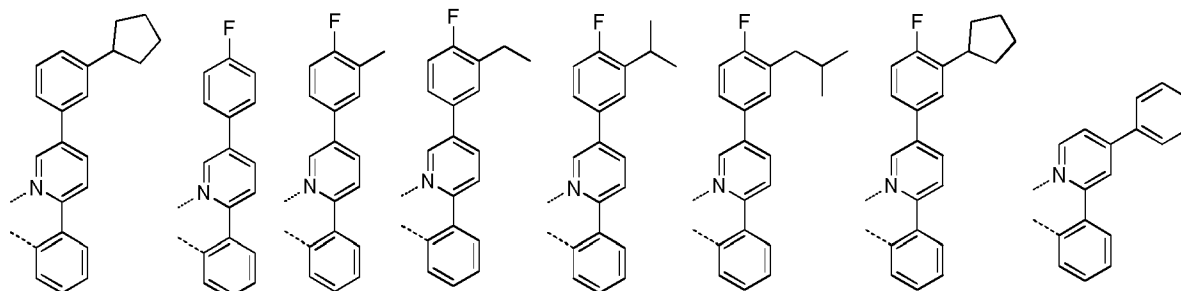
51. The composition of embodiment 48, wherein L<sup>2</sup> is selected from the group consisting of:

5



L<sub>2-1</sub> , L<sub>2-2</sub> , L<sub>2-3</sub> , L<sub>2-4</sub> , L<sub>2-5</sub> , L<sub>2-6</sub> , L<sub>2-7</sub> , L<sub>2-8</sub> , L<sub>2-9</sub> , L<sub>2-10</sub> ,

15

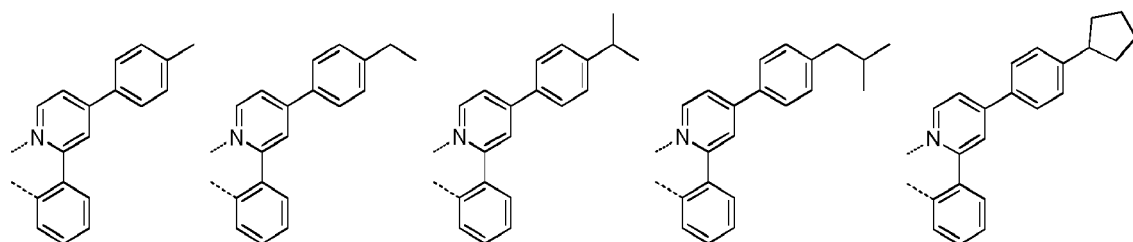


20

25

L<sub>2-11</sub> , L<sub>2-12</sub> , L<sub>2-13</sub> , L<sub>2-14</sub> , L<sub>2-15</sub> , L<sub>2-16</sub> , L<sub>2-17</sub> , L<sub>2-18</sub> ,

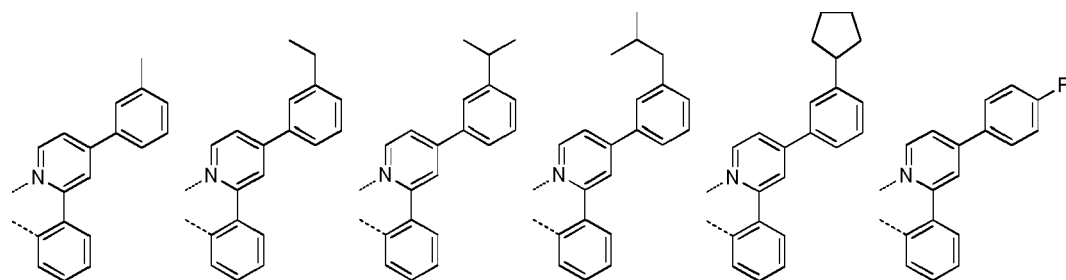
30



35

L<sub>2-19</sub> , L<sub>2-20</sub> , L<sub>2-21</sub> , L<sub>2-22</sub> , L<sub>2-23</sub> ,

40



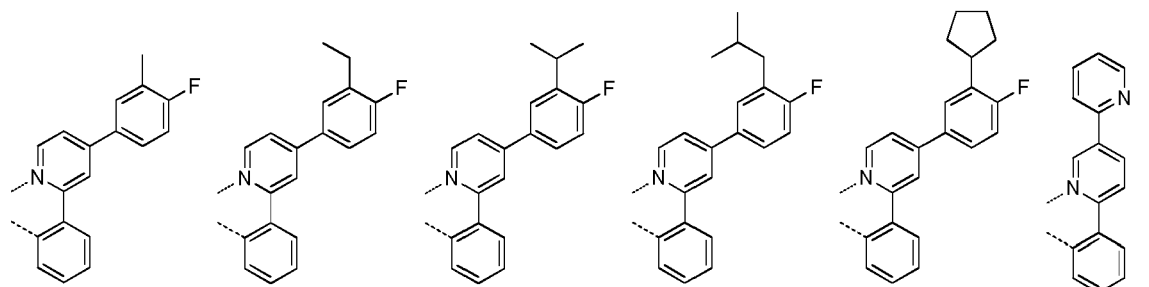
45

50

L<sub>2-24</sub> , L<sub>2-25</sub> , L<sub>2-26</sub> , L<sub>2-27</sub> , L<sub>2-28</sub> , L<sub>2-29</sub> ,

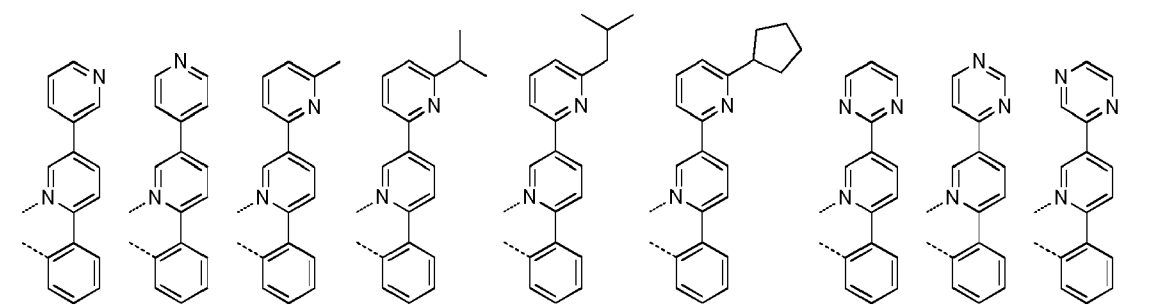
55

5



L2-30, L2-31, L2-32, L2-33, L2-34, L2-35,

15

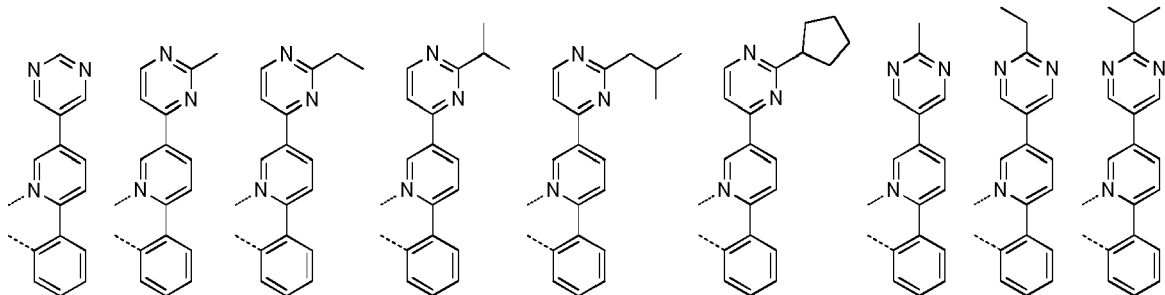


20

25

L2-36, L2-37, L2-38, L2-39, L2-40, L2-41, L2-42, L2-43, L2-44,

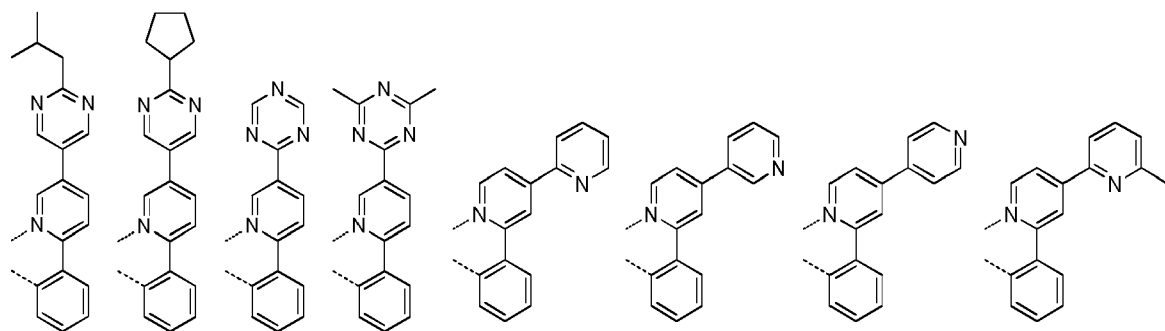
30



35

L2-45, L2-46, L2-47, L2-48, L2-49, L2-50, L2-51, L2-52, L2-53,

40



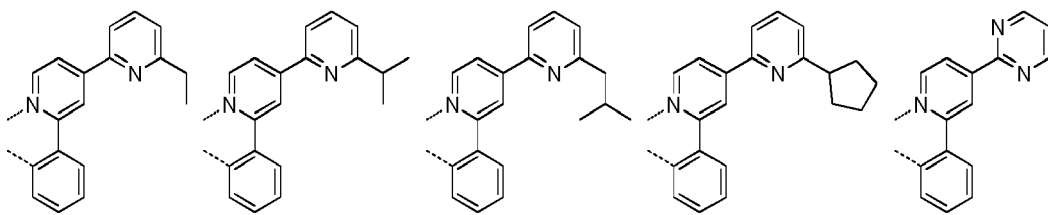
45

50

L2-54, L2-55, L2-56, L2-57, L2-58, L2-59, L2-60, L2-61,

55

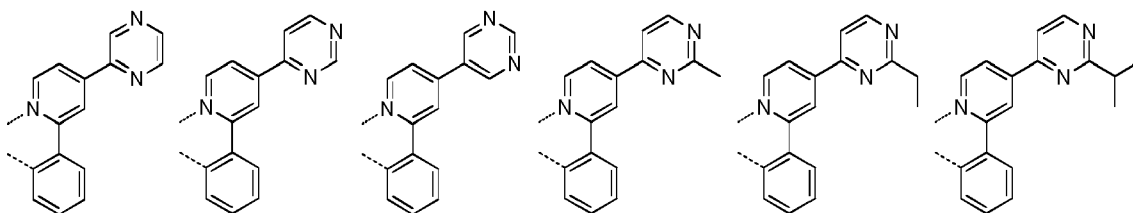
5



L2-62, L2-63, L2-64, L2-65, L2-66,

10

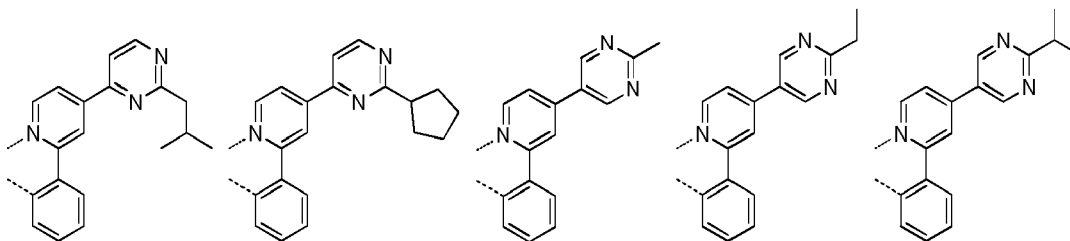
15



L2-67, L2-68, L2-69, L2-70, L2-71, L2-72,

20

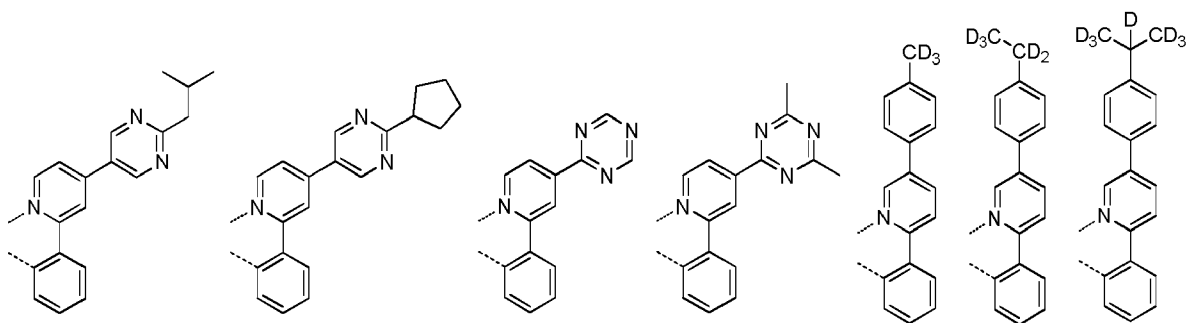
25



L2-73, L2-74, L2-75, L2-76, L2-77,

30

35

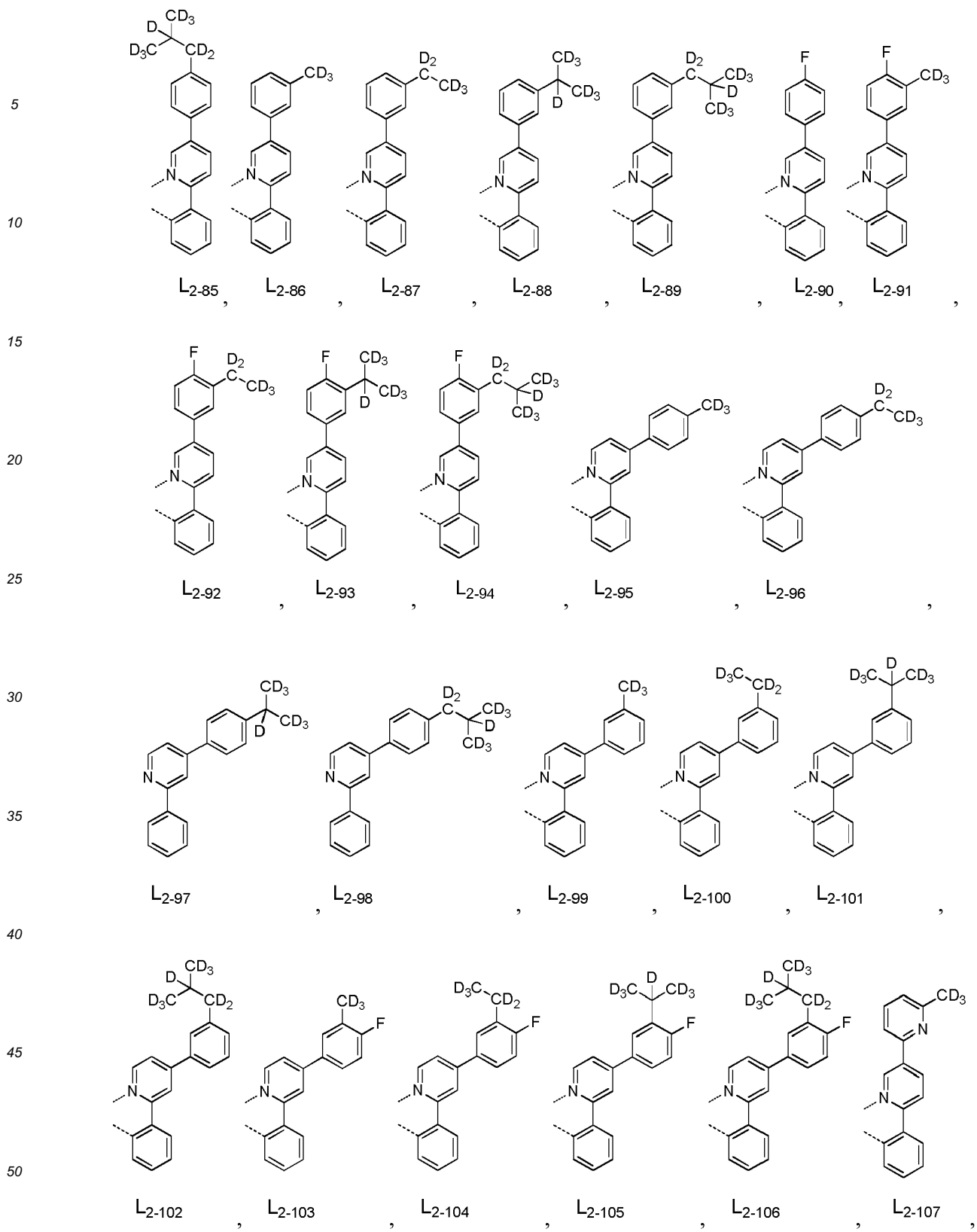


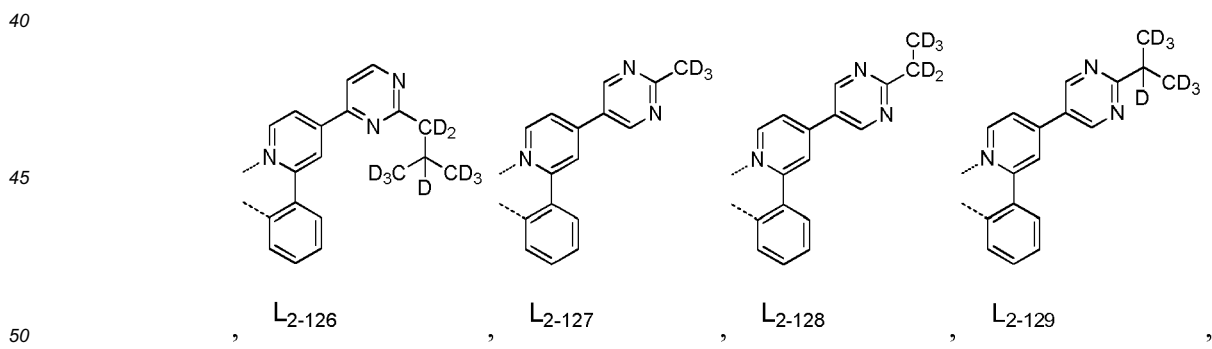
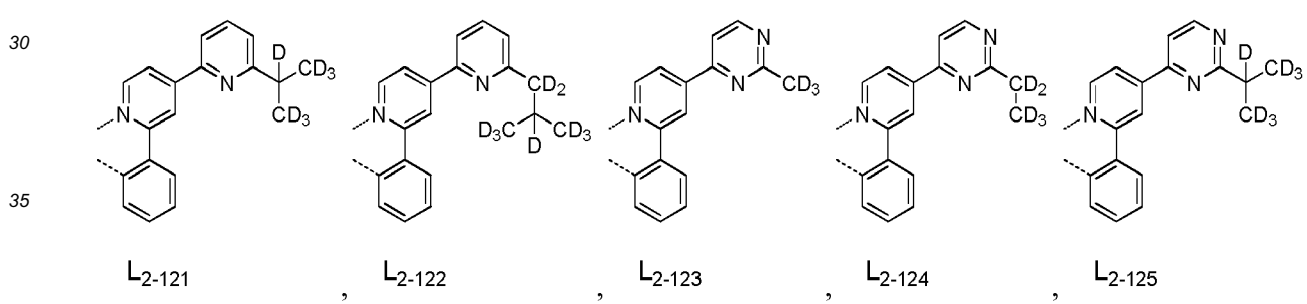
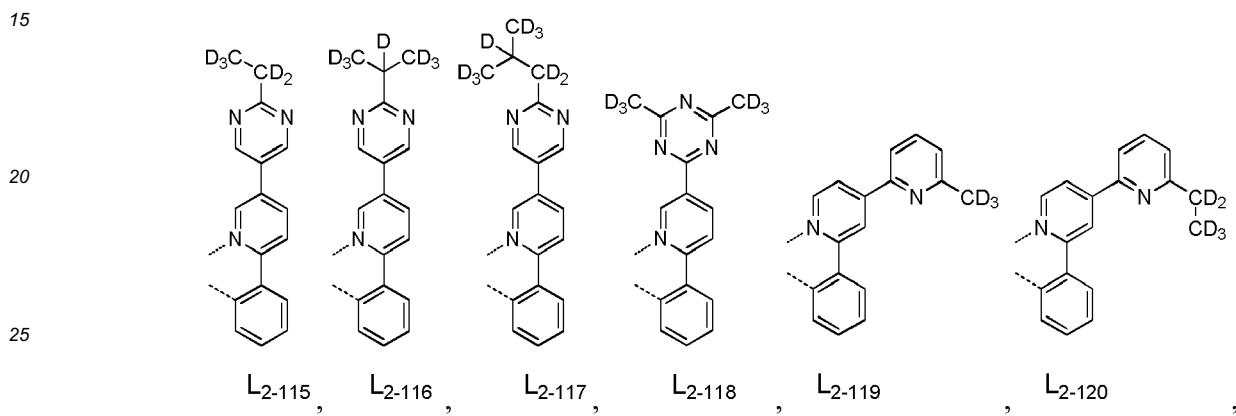
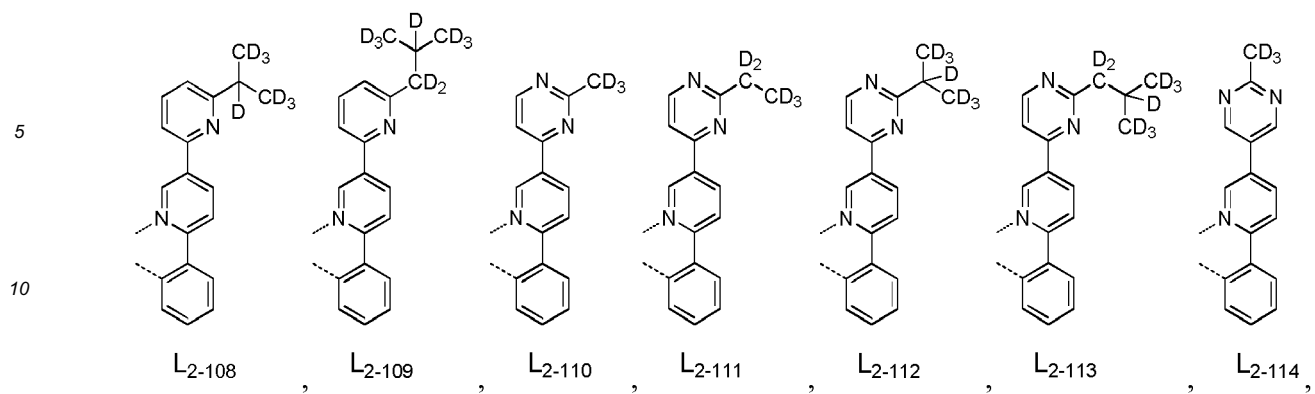
L2-78, L2-79, L2-80, L2-81, L2-82, L2-83, L2-84,

45

50

55



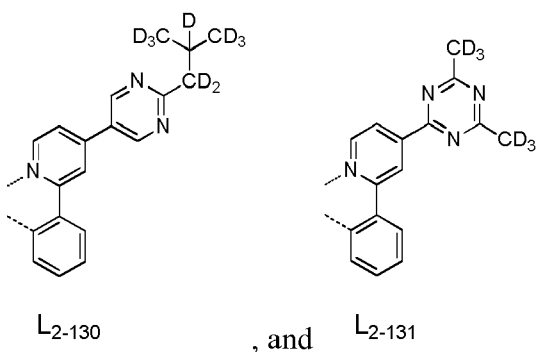


55



5

10

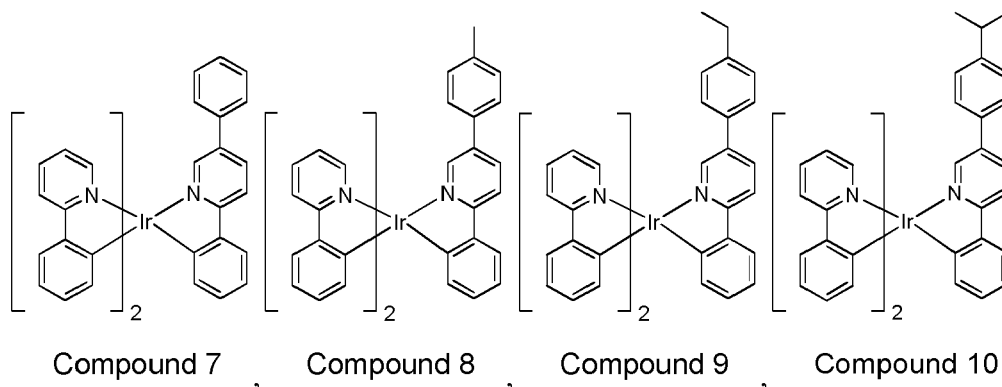


15

52. The composition of embodiment 48, wherein the first compound and the second compound are each independently selected from the group consisting of:

20

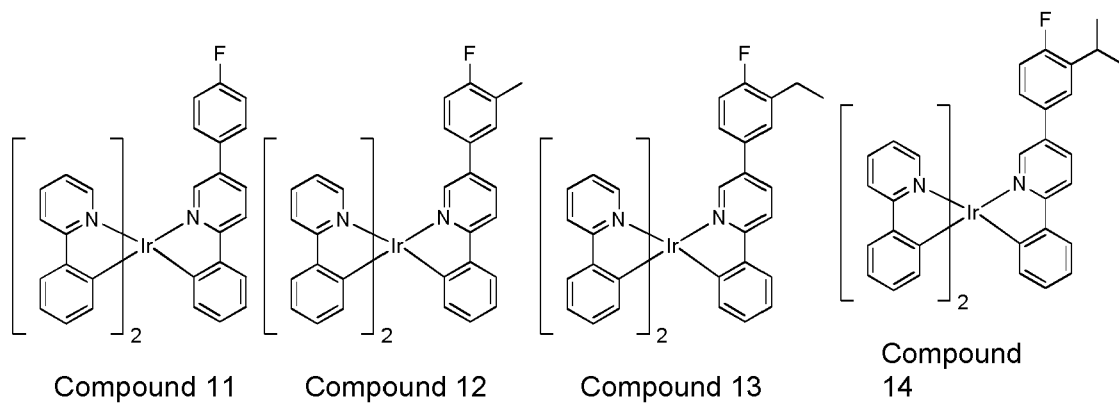
25



30

35

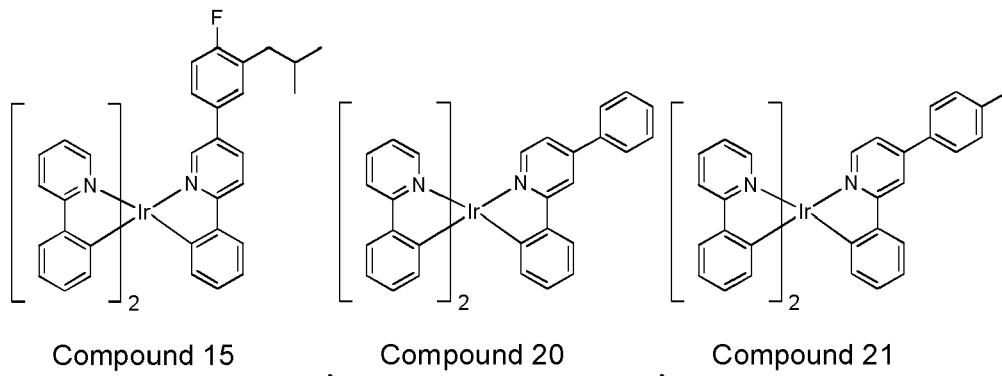
40

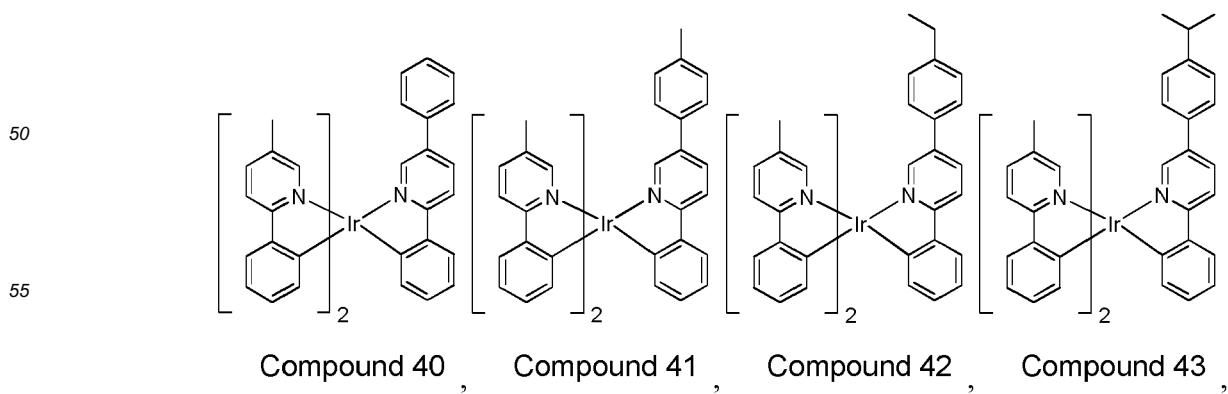
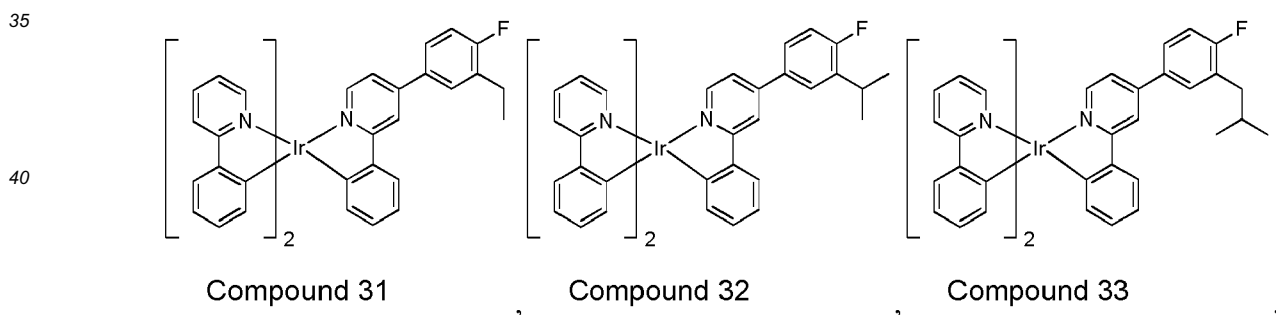
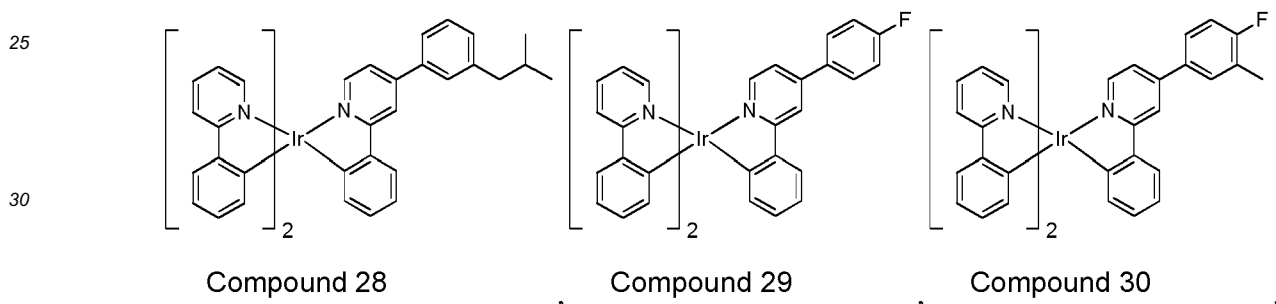
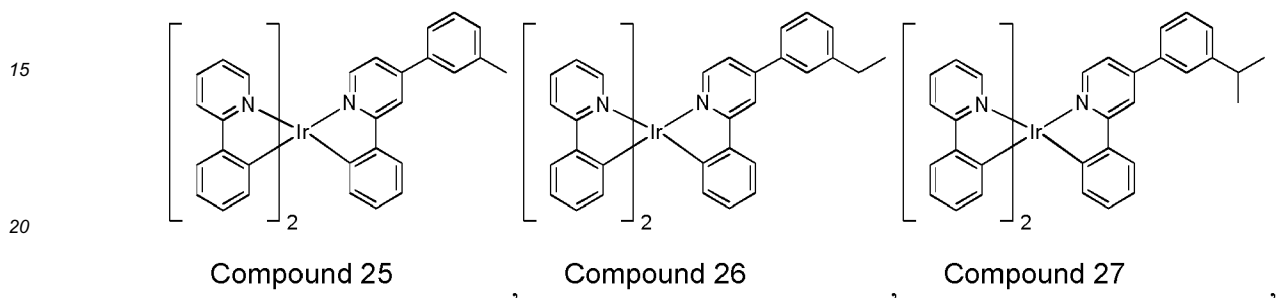
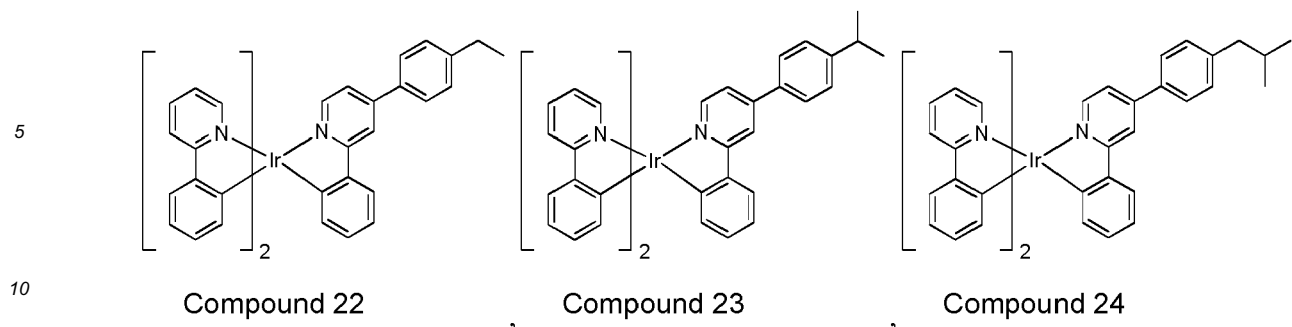


45

50

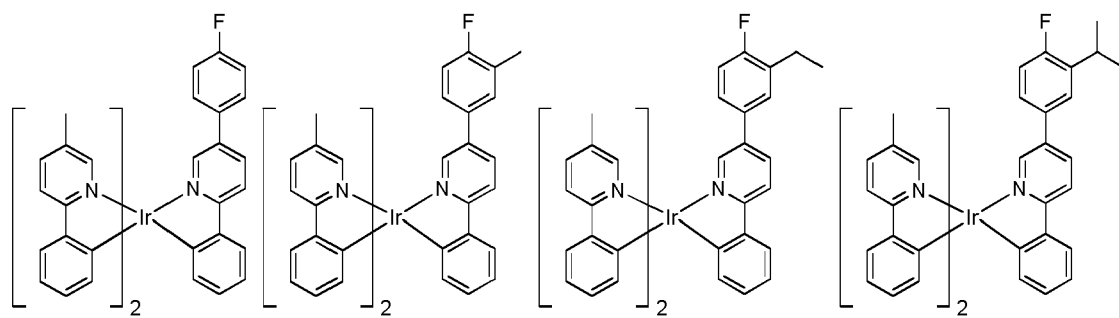
55





5

10

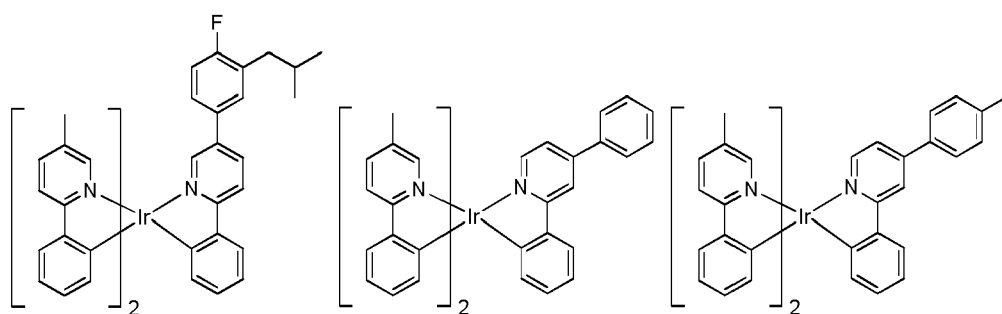


Compound 44 , Compound 45 , Compound 46 , Compound 47 ,

15

20

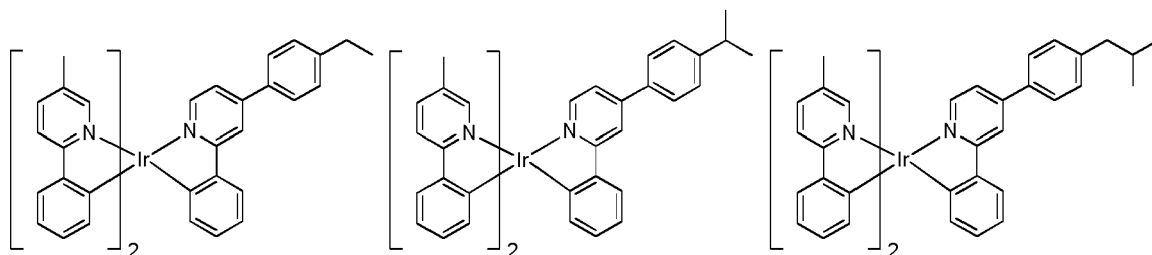
25



Compound 48 , Compound 53 , Compound 54 ,

30

35

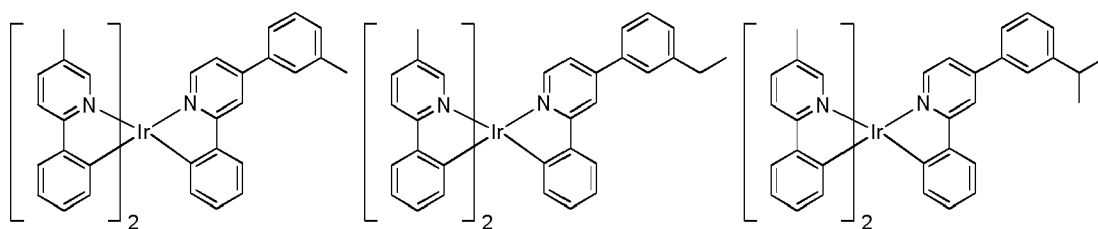


Compound 55 , Compound 56 , Compound 57 ,

40

45

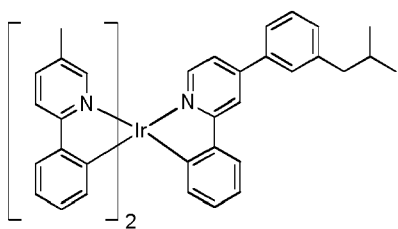
50



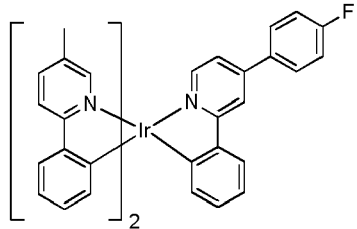
Compound 58 , Compound 59 , Compound 60 ,

55

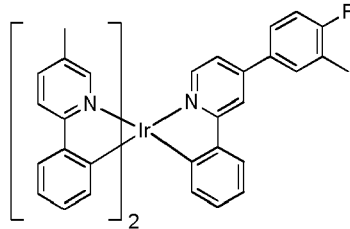
5



Compound 61

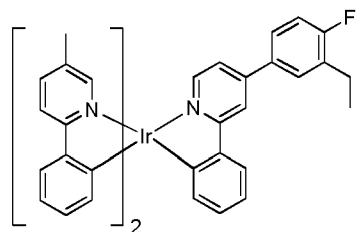


Compound 62

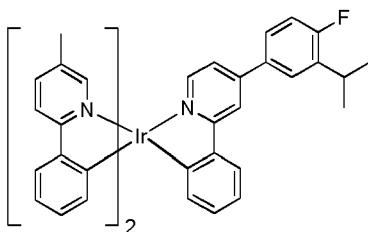


Compound 63

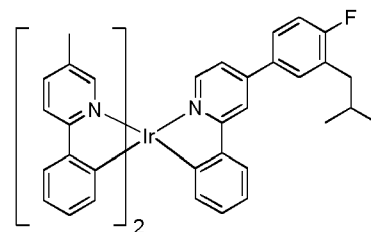
10



Compound 64



Compound 65



Compound 66

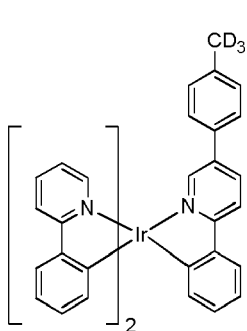
15

20

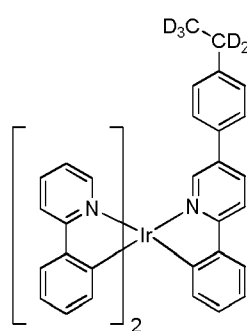
25

30

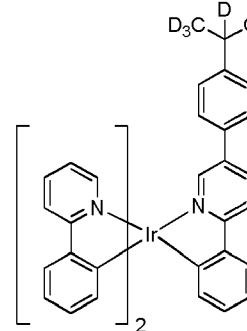
35



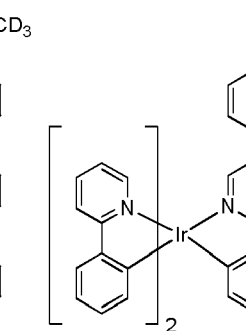
Compound 73



Compound 74



Compound 75



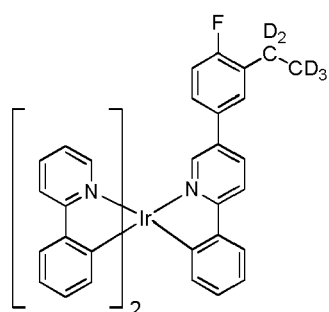
Compound 76

40

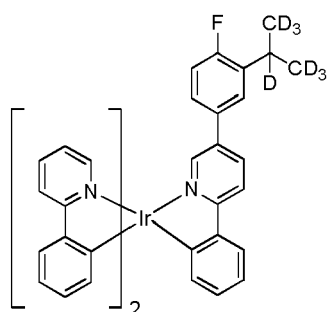
45

50

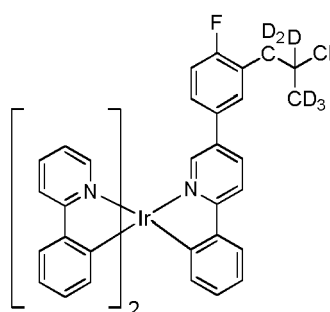
55



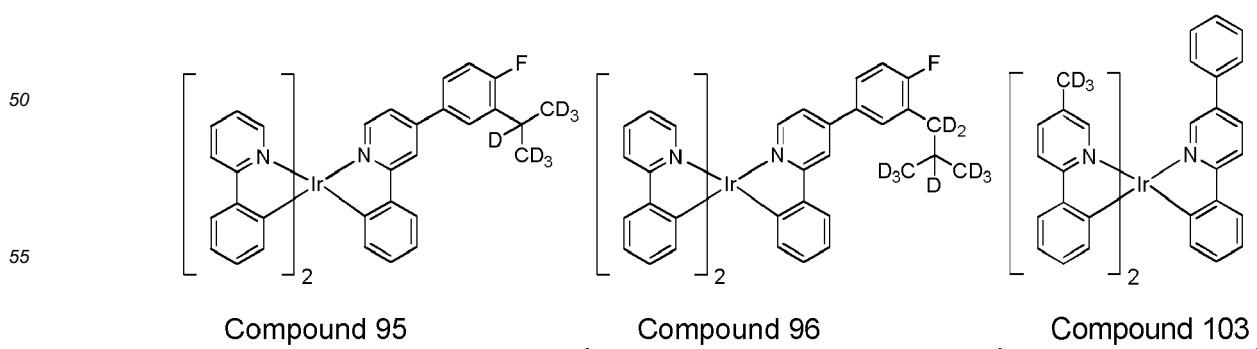
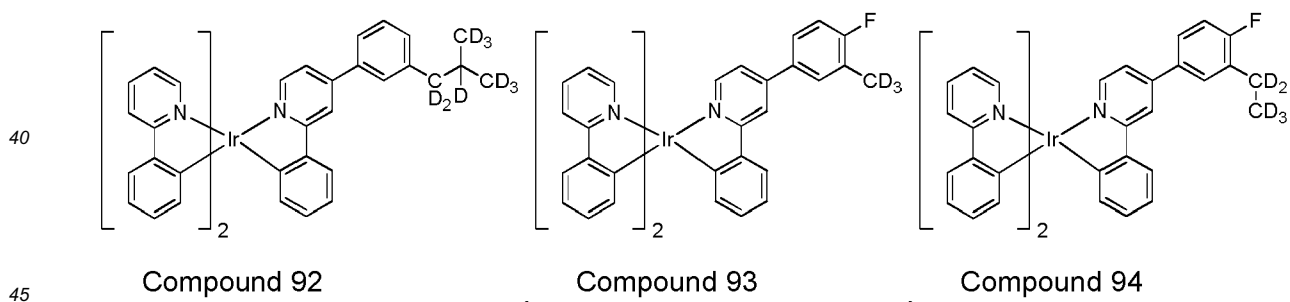
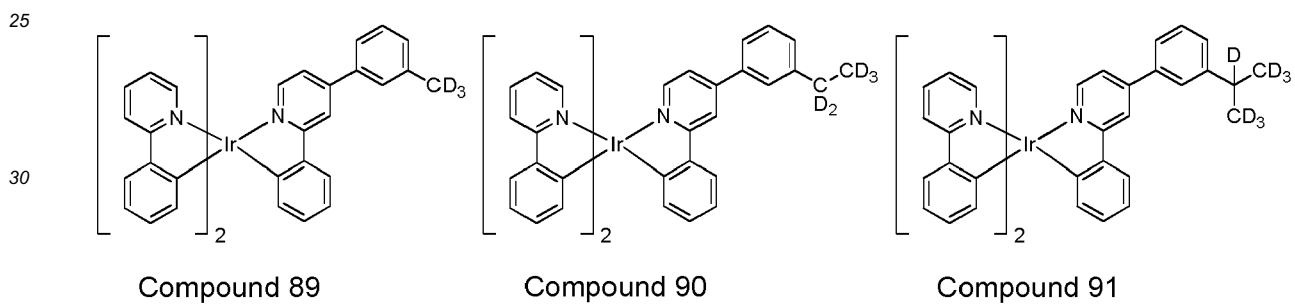
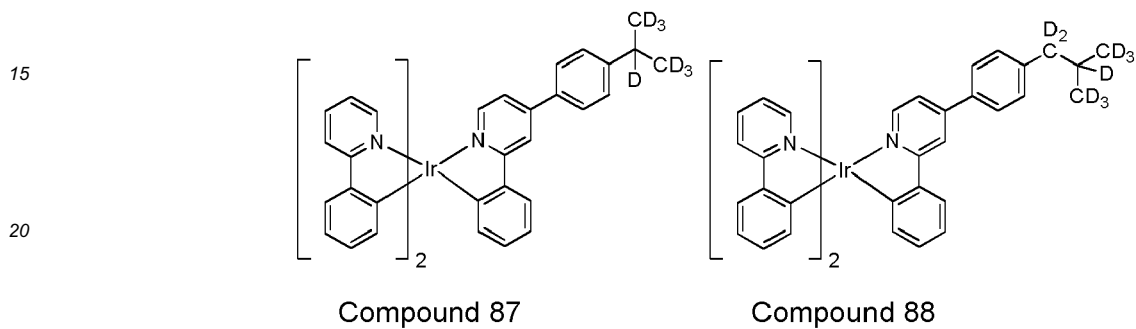
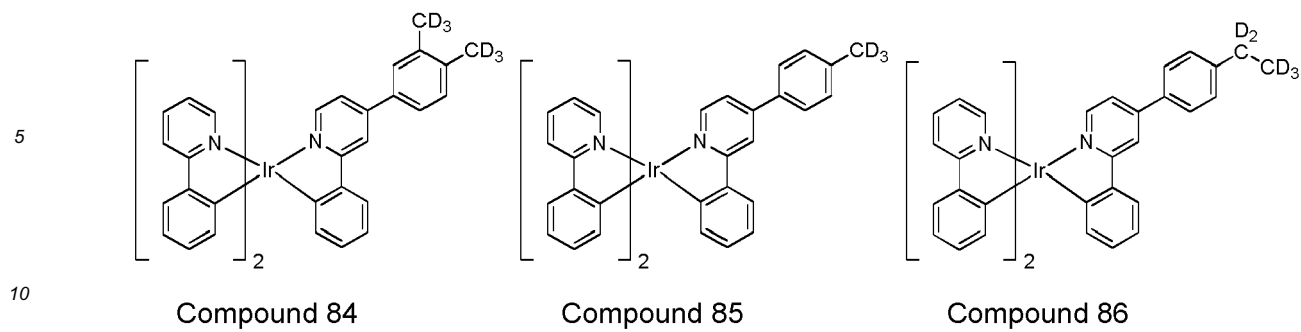
Compound 77



Compound 78

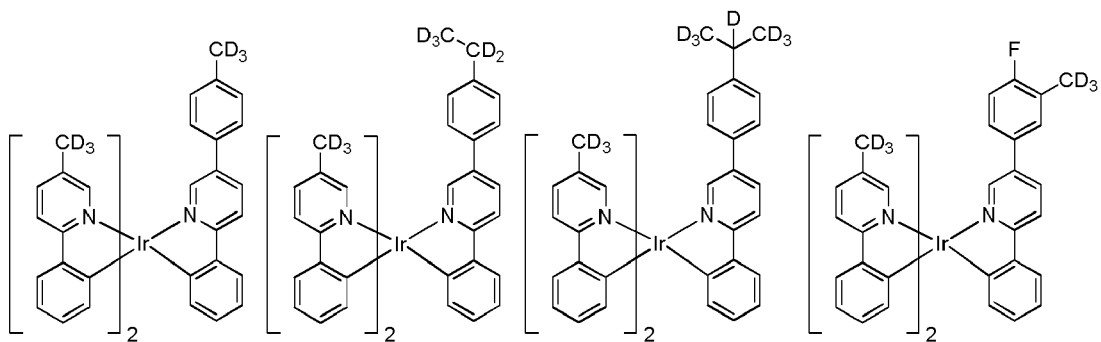


Compound 79



5

10

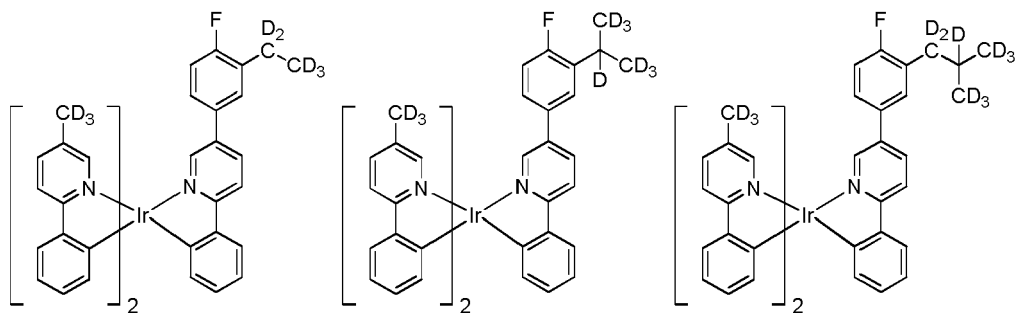


Compound 104, Compound 105, Compound 106, Compound 107,

15

20

25

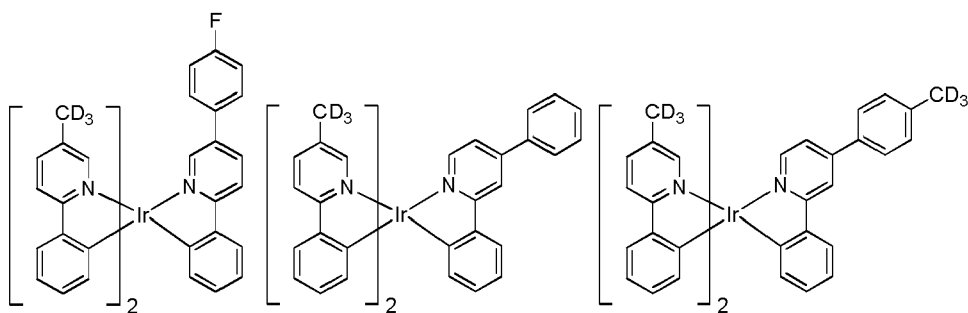


Compound 108, Compound 109, Compound 110,

30

35

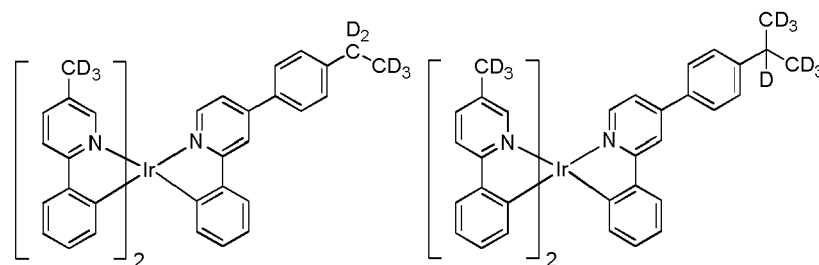
40



Compound 111, Compound 116, Compound 117,

45

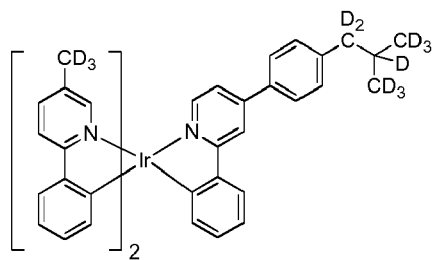
50



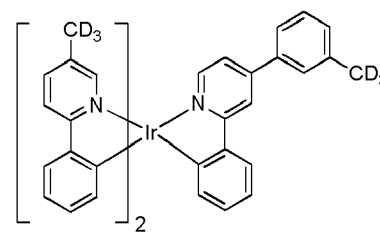
Compound 118, Compound 119,

55

5



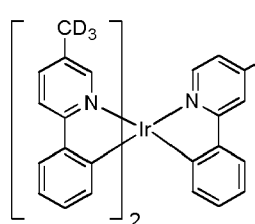
Compound 120



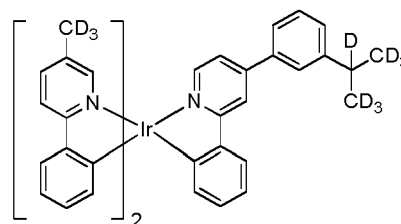
Compound 121

10

15



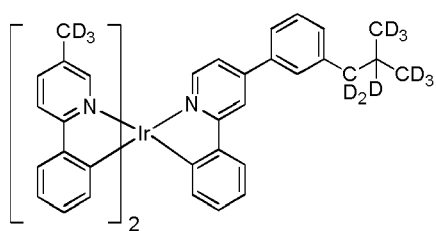
Compound 122



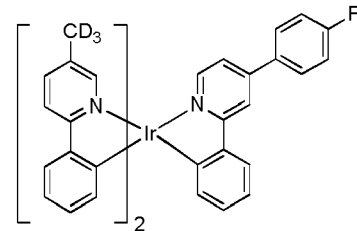
Compound 123

20

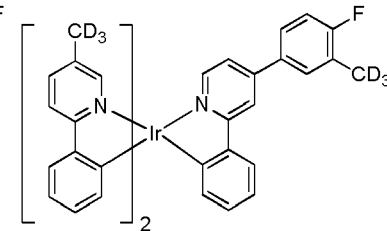
25



Compound 124



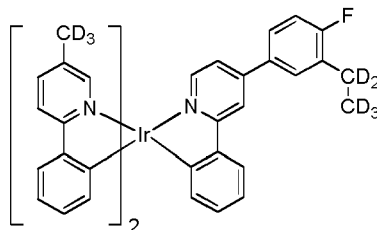
Compound 125



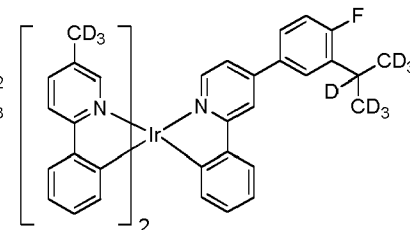
Compound 126

30

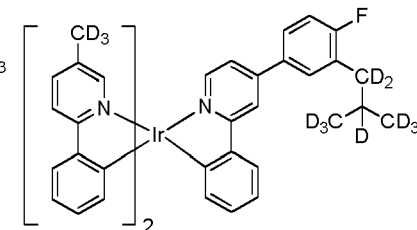
35



Compound 127



Compound 128

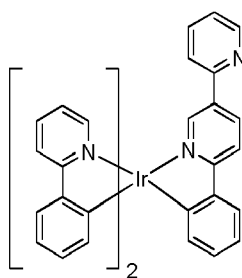


Compound 129

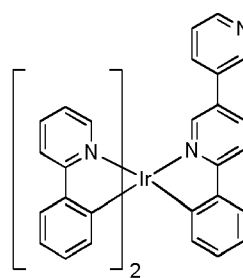
40

45

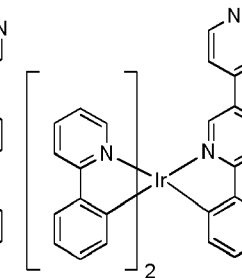
50



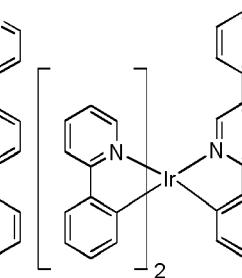
Compound 130



Compound 131



Compound 132

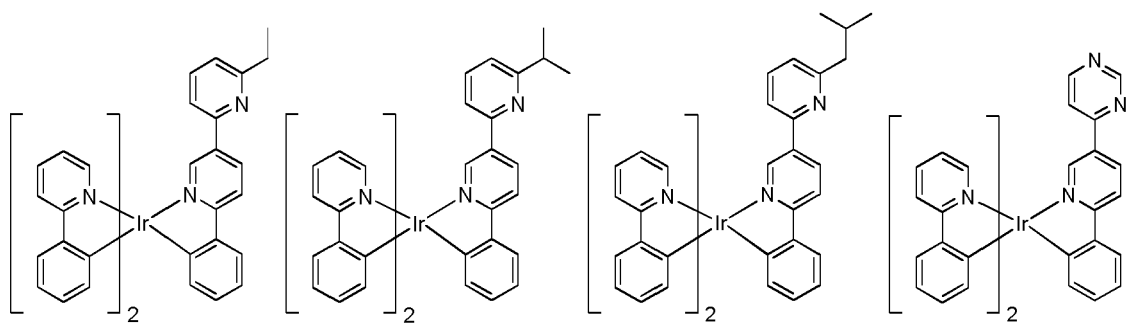


Compound 133

55

5

10

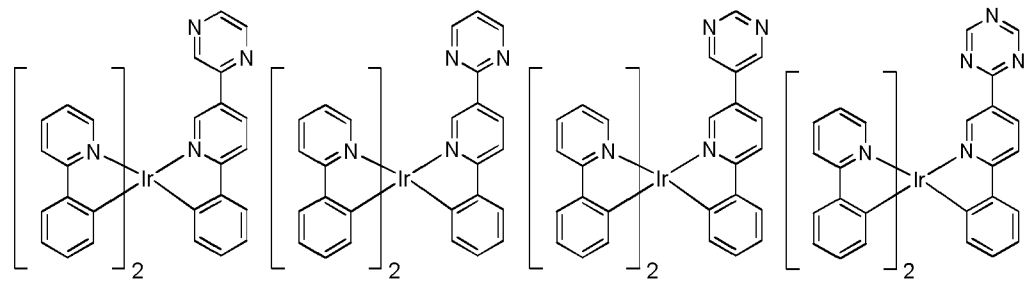


Compound 134 , Compound 135 , Compound 136 , Compound 137 ,

15

20

25

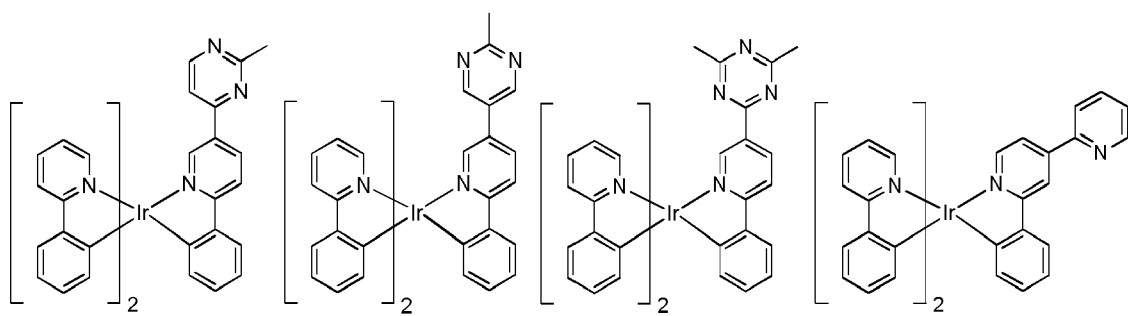


Compound 138 , Compound 139 , Compound 140 , Compound 141 ,

30

35

40

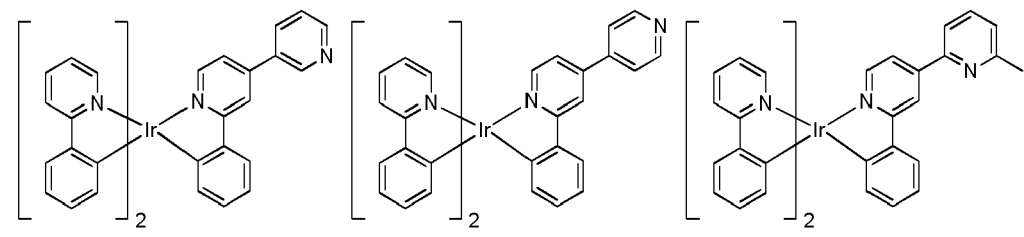


Compound 142 , Compound 143 , Compound 144 , Compound 145 ,

45

50

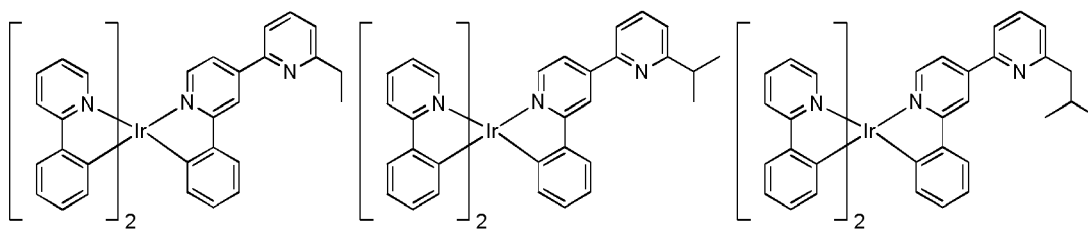
55



Compound 146 , Compound 147 , Compound 148 ,



5



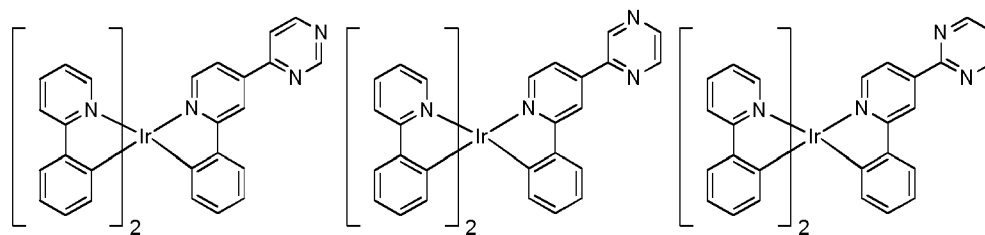
Compound 149

Compound 150

Compound 151

10

15



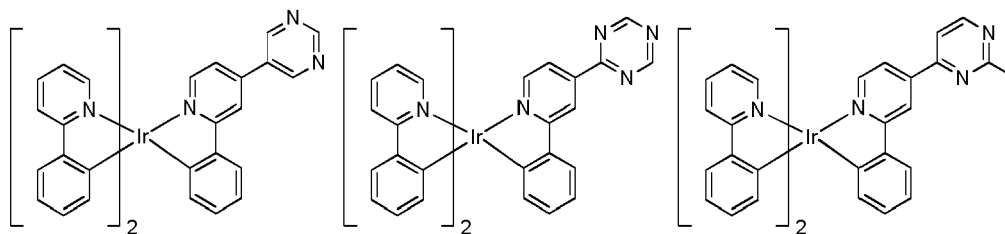
Compound 152

Compound 153

Compound 154

20

25



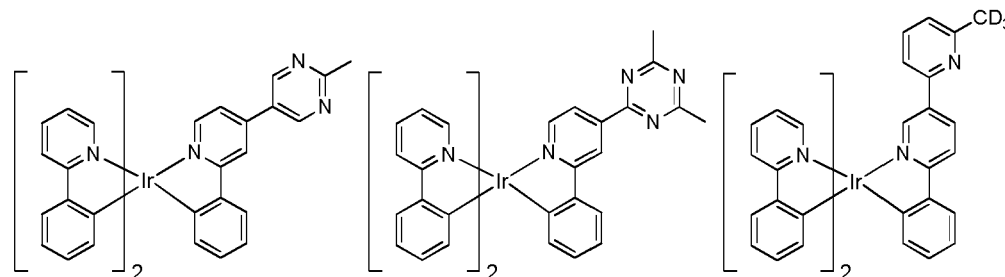
Compound 155

Compound 156

Compound 157

30

35



Compound 158

Compound 159

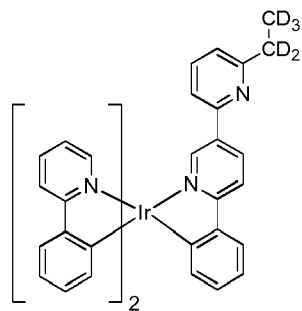
Compound 160

40

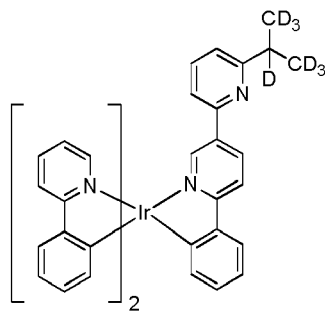
50

55

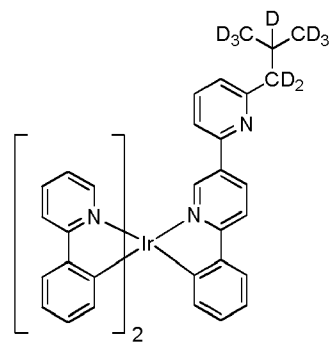
5



Compound 161



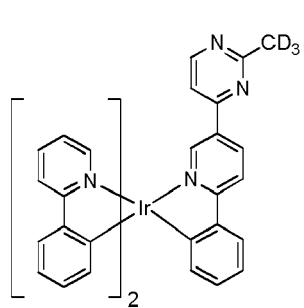
Compound 162



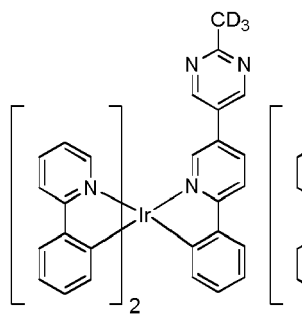
Compound 163

15

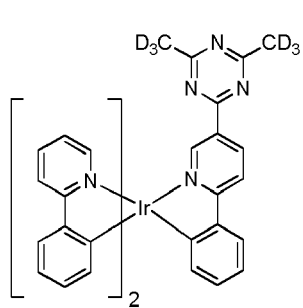
20



Compound 164



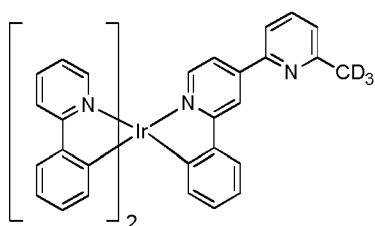
Compound 165



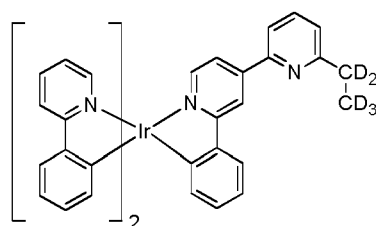
Compound 166

25

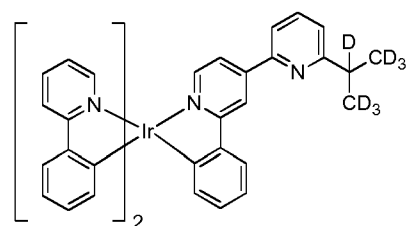
30



Compound 167



Compound 168

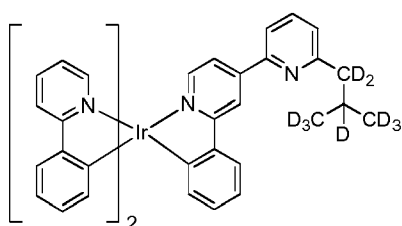


Compound 169

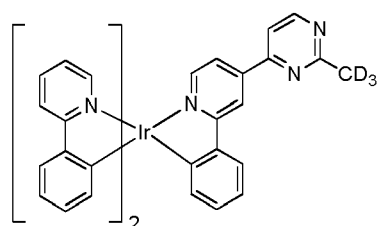
35

40

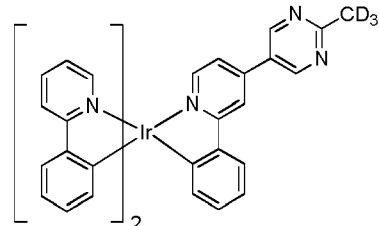
45



Compound 170



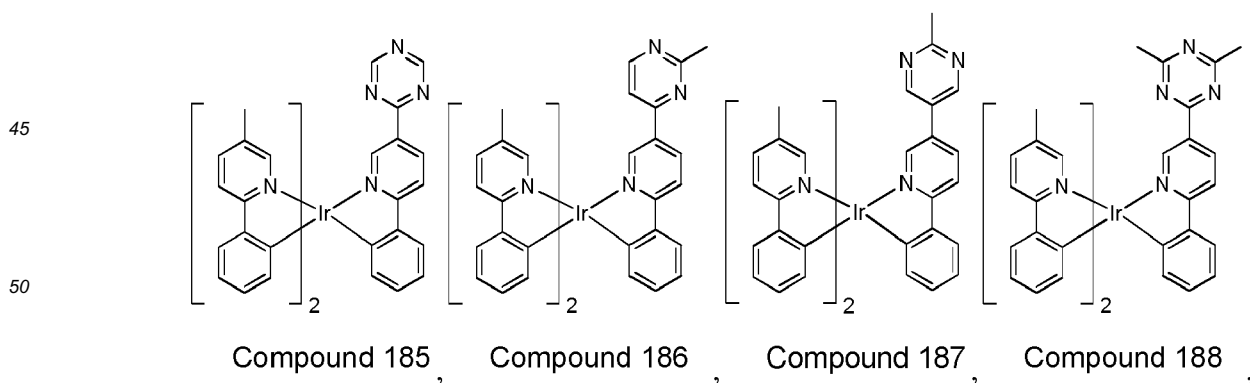
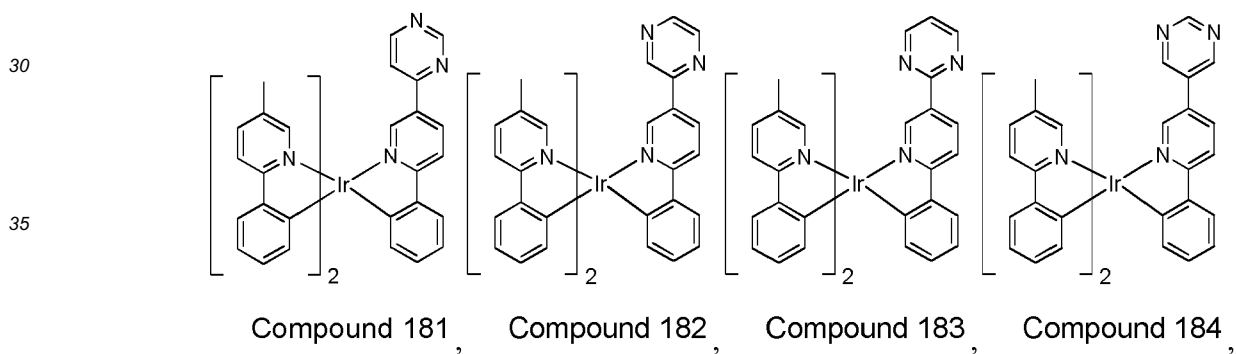
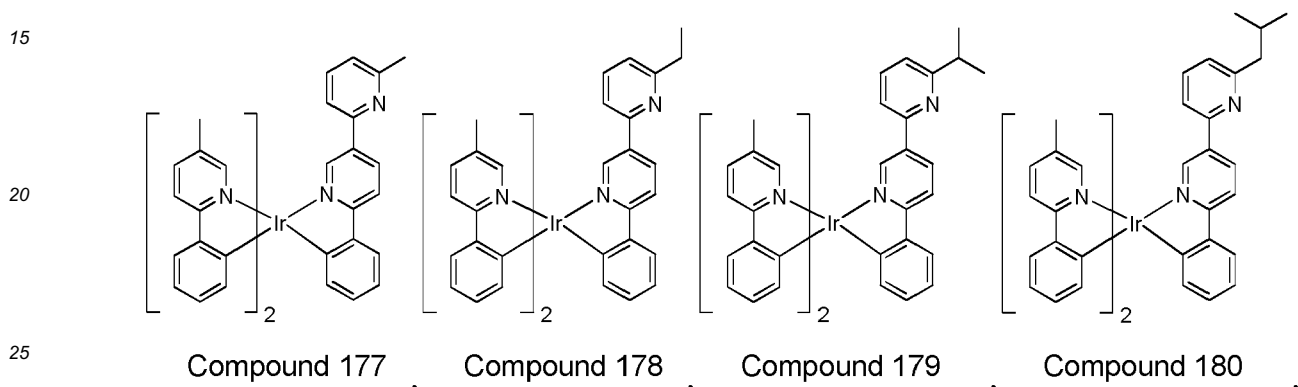
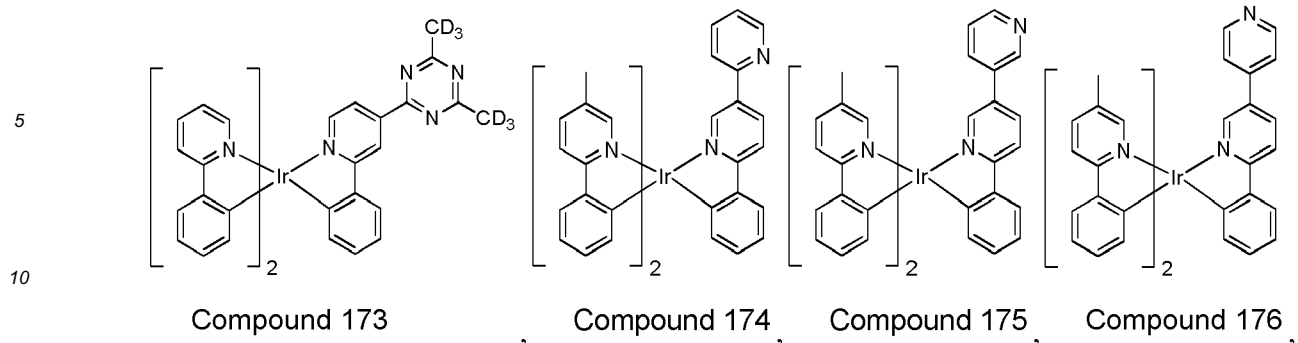
Compound 171

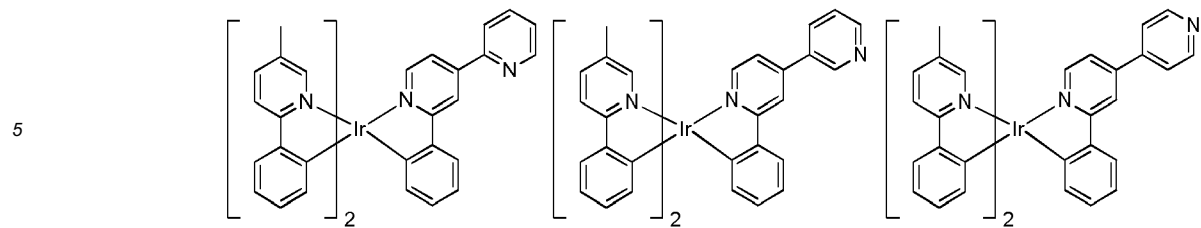


Compound 172

50

55

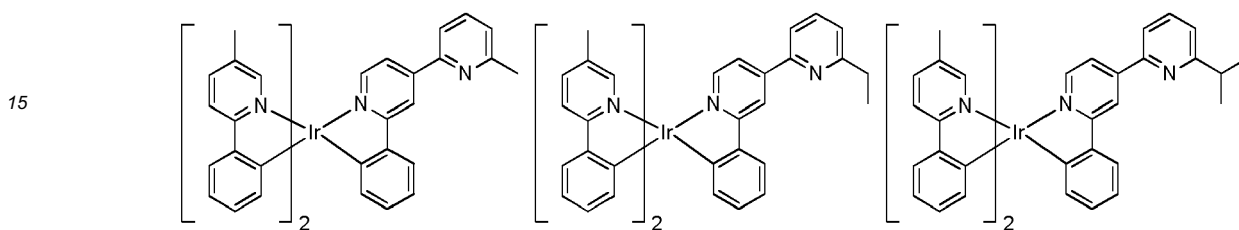




Compound 189

Compound 190

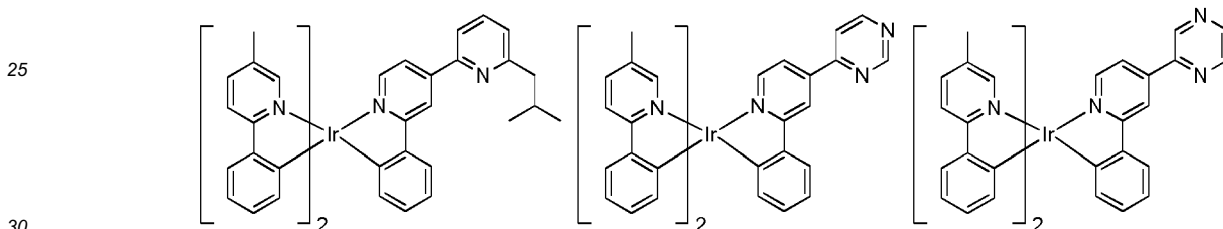
Compound 191



Compound 192

Compound 193

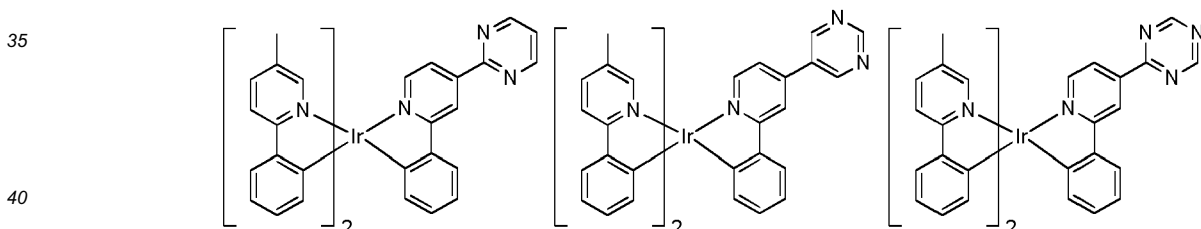
Compound 194



Compound 195

Compound 196

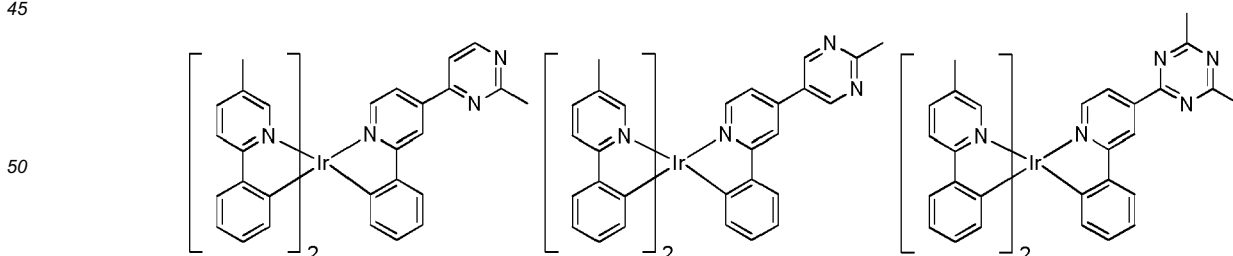
Compound 197



Compound 198

Compound 199

Compound 200

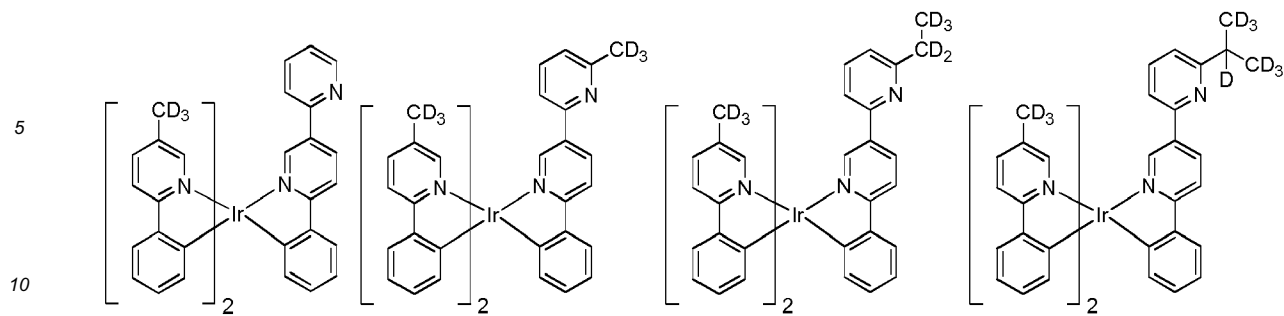


Compound 201

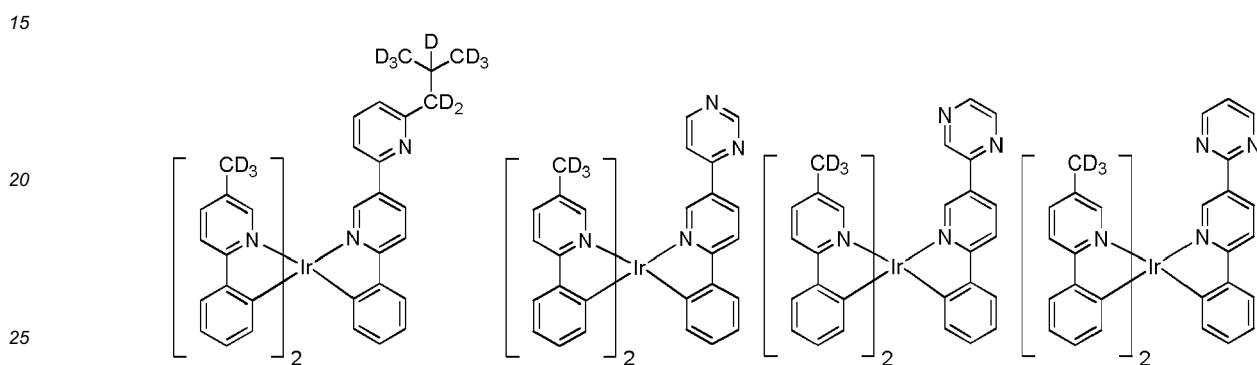
Compound 202

Compound 203

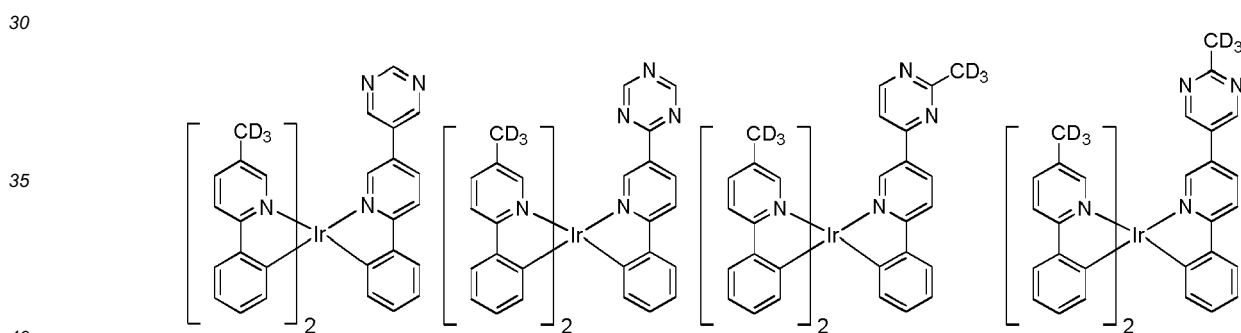
55



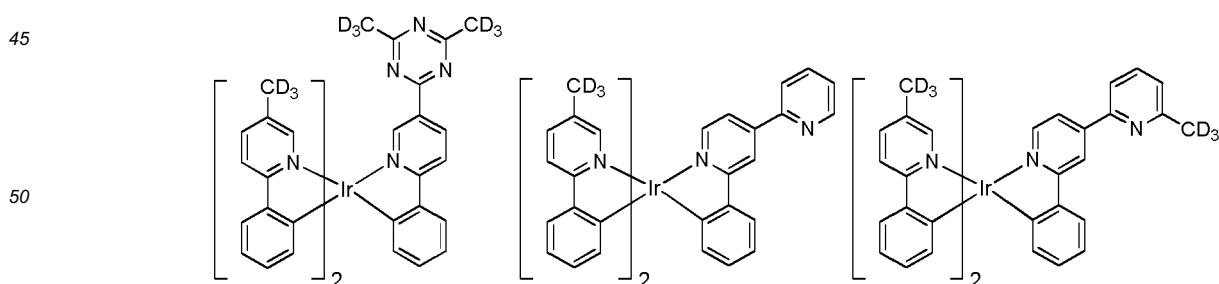
Compound 204 , Compound 205 , Compound 206 , Compound 207 ,



Compound 208 , Compound 209 , Compound 210 , Compound 211 ,

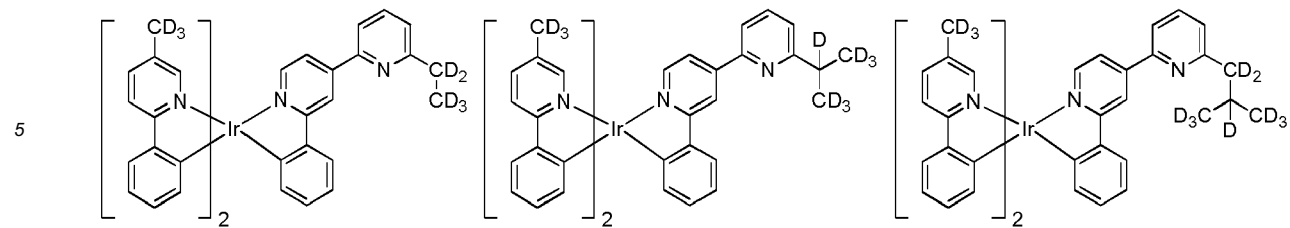


Compound 212 , Compound 213 , Compound 214 , Compound 215 ,



Compound 216 , Compound 217 , Compound 218 ,

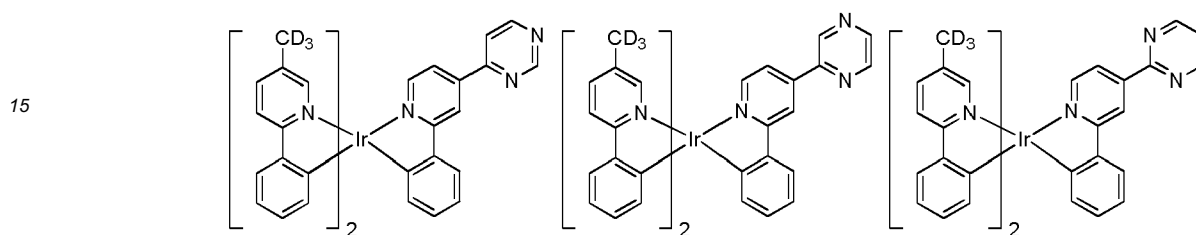
55



Compound 219

Compound 220

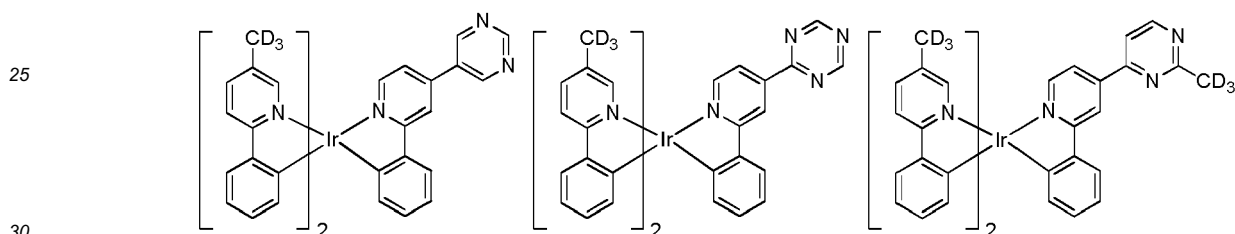
Compound 221



Compound 222

Compound 223

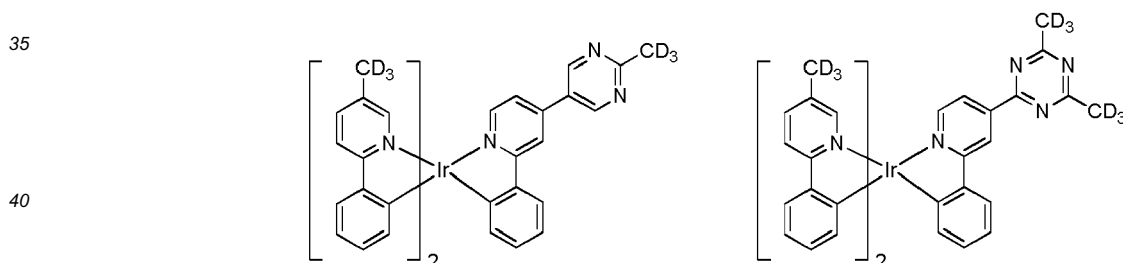
Compound 224



Compound 225

Compound 226

Compound 227



Compound 228

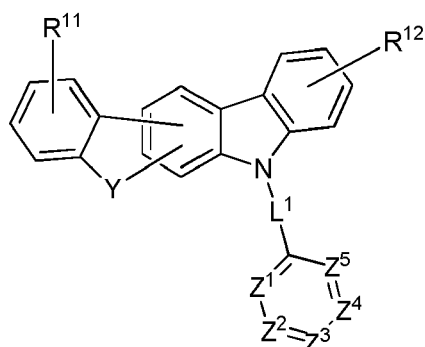
Compound 229

, and

53. The composition of embodiment 48, wherein the mixture of the first compound and the second compound is selected from the group consisting of: (Compound 7 and Compound 130), (Compound 8 and Compound 131), (Compound 25 and Compound 131), (Compound 27 and Compound 135), (Compound 20 and Compound 145), (Compound 25 and Compound 148), (Compound 40 and Compound 174), (Compound 103 and Compound 204), and (Compound 116 and Compound 217).

54. The composition of embodiment 1, wherein the first compound has the Formula V:

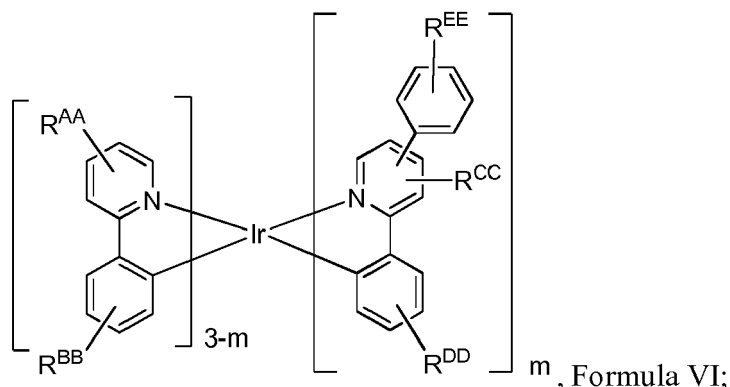
55



, Formula V;

wherein

$R^{11}$  and  $R^{12}$  each independently represent mono, di, tri, tetra substitutions, or no substitution;  
 $Y$  is selected from the group consisting of O, S, Se,  $NR'$ , and  $CR''R'''$ ;  
 $L^1$  is a single bond or comprises an aryl or heteroaryl group having from 5-24 carbon atoms, which is optionally further substituted;  
 $Z^1, Z^2, Z^3, Z^4,$  and  $Z^5$  are each independently selected from group consisting of  $CR''''$  and N;  
at least one of  $Z^1, Z^2, Z^3, Z^4,$  and  $Z^5$  is N; and  
 $R^{11}, R^{12}, R'', R''', R''''$  are each independently selected from the group consisting of hydrogen, deuterium, halide, alkyl, cycloalkyl, heteroalkyl, arylalkyl, alkoxy, aryloxy, amino, silyl, alkenyl, cycloalkenyl, heteroalkenyl, alkynyl, aryl, heteroaryl, acyl, carbonyl, carboxylic acid, ester, nitrile, isonitrile, sulfanyl, sulfinyl, sulfonyl, phosphino, and combinations thereof;  
wherein the second compound has the Formula VI:



wherein  
 $R^{AA}, R^{BB}, R^{DD},$  and  $R^{EE}$  each independently represent mono, di, tri, tetra substitutions, or no substitution;  
 $R^{CC}$  represent mono, di, tri substitutions, or no substitution;  
 $R^{AA}, R^{BB}, R^{CC}, R^{DD},$  and  $R^{EE}$  are each independently selected from the group consisting of hydrogen, deuterium, halide, alkyl, cycloalkyl, heteroalkyl, arylalkyl, alkoxy, aryloxy, amino, silyl, alkenyl, cycloalkenyl, heteroalkenyl, alkynyl, aryl, heteroaryl, acyl, carbonyl, carboxylic acid, ester, nitrile, isonitrile, sulfanyl, sulfinyl, sulfonyl, phosphino, and combinations thereof; and  
 $m$  is 1 or 2.

55. The composition of embodiment 28, wherein  $X^1, X^3,$  and  $X^5$  are N; and wherein  $X^2$  and  $X^4$  are  $CR''''$ .

56. The composition of embodiment 54, wherein  $m$  is 1.

57. The composition of embodiment 54, wherein  $R^{AA}, R^{BB}, R^{CC},$  and  $R^{DD}$  are each independently selected from the group consisting of hydrogen, deuterium, alkyl, cycloalkyl, and combinations thereof.

58. The composition of embodiment 54, wherein  $R^{EE}$  is selected from the group consisting of hydrogen, deuterium,

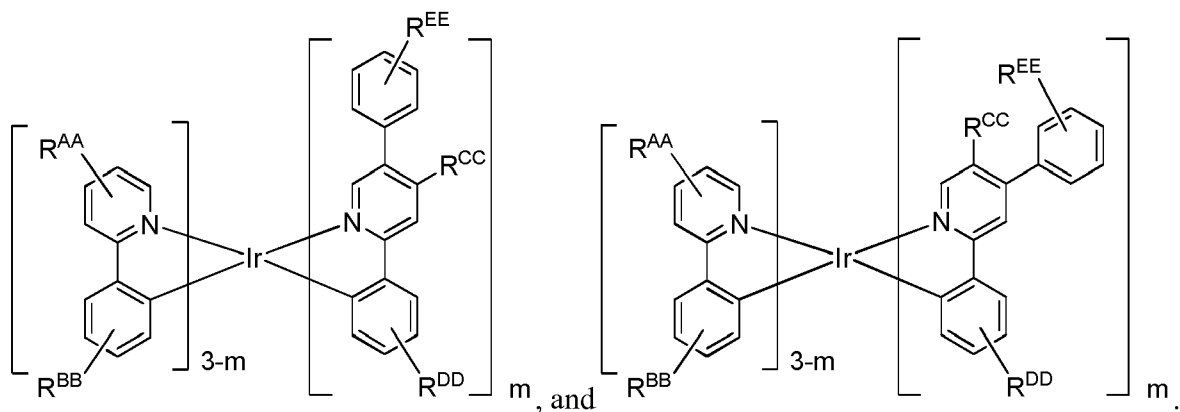
halide, alkyl, cycloalkyl, and combinations thereof

59. The composition of embodiment 54, wherein the second compound is selected from the group consisting of:

5

10

15

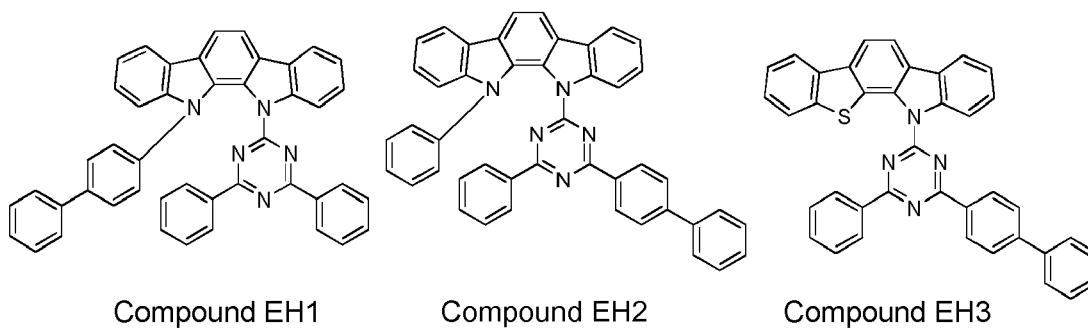


20

60. The composition of embodiment 59, wherein the first compound is selected from the group consisting of:

25

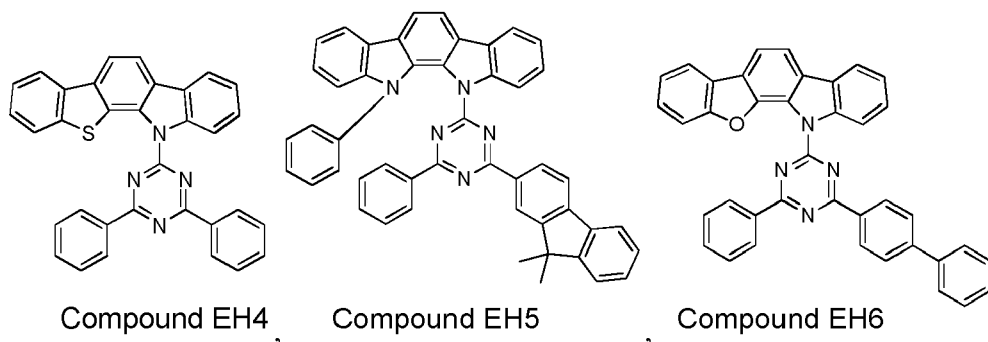
30



35

40

45

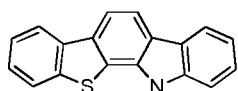


50

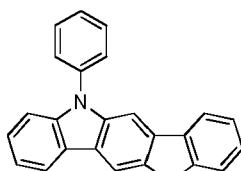
55



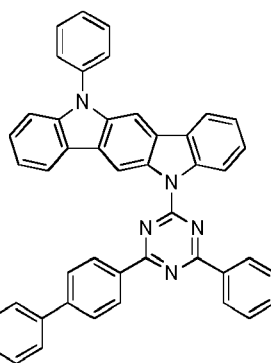
5



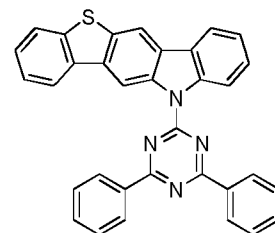
Compound EH7



Compound EH8



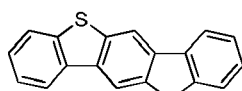
Compound EH9



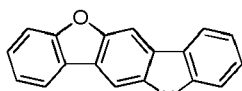
Compound EH10

10

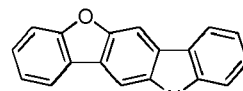
15



Compound EH11



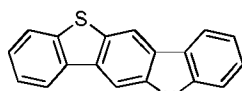
Compound EH12



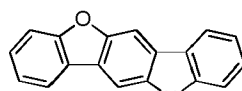
Compound EH13

20

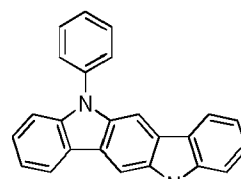
25



Compound EH14



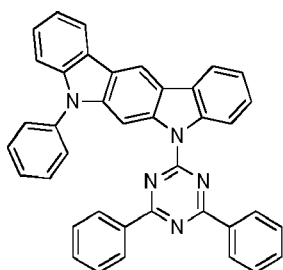
Compound EH15



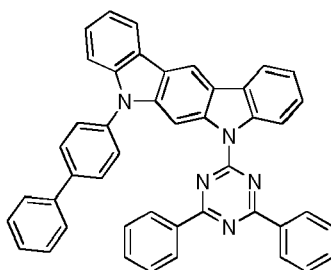
Compound EH16

30

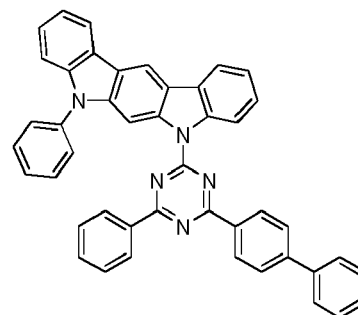
35



Compound EH17



Compound EH18



Compound EH19

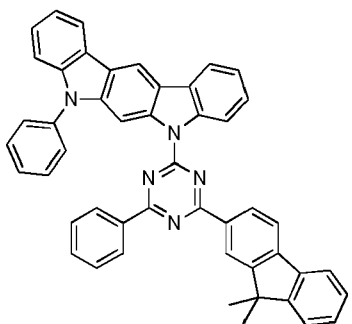
40

45

50

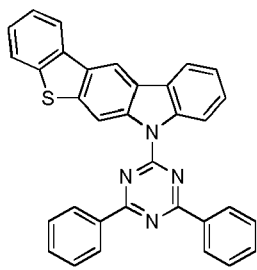
55

5

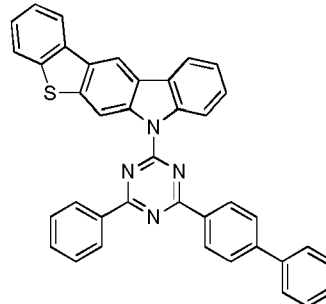


Compound EH20

,

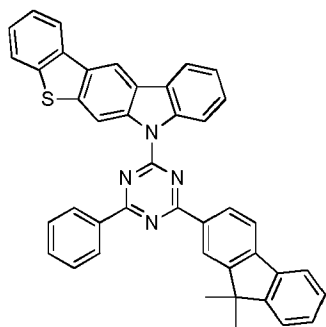


Compound EH21



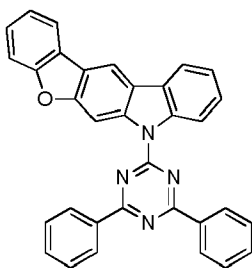
Compound EH22

15

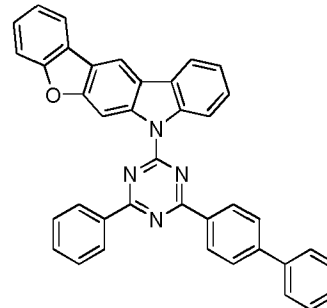


Compound EH23

,



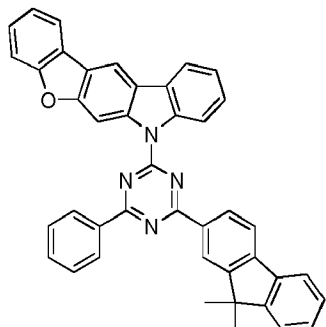
Compound EH24



Compound EH25

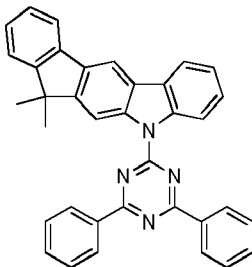
25

30

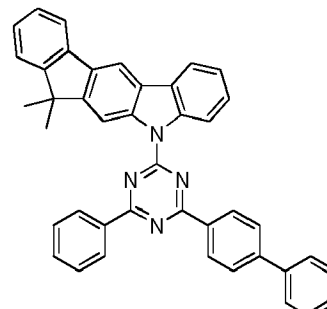


Compound EH26

,



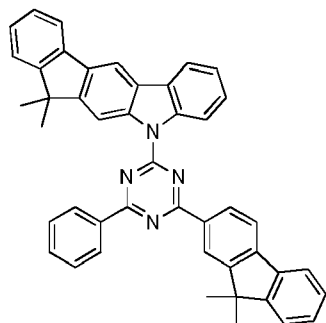
Compound EH27



Compound EH28

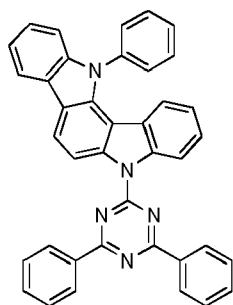
40

45



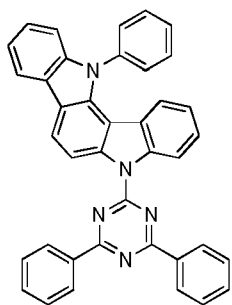
Compound EH29

,



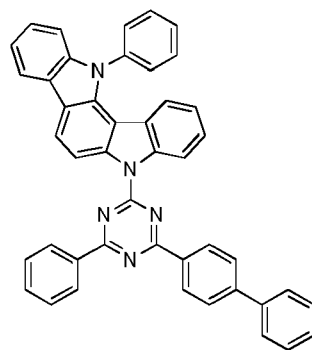
Compound EH30

,



Compound EH31

,

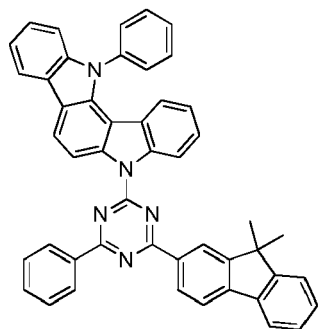


Compound EH32

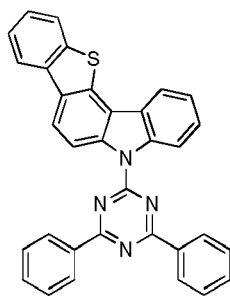
55

,

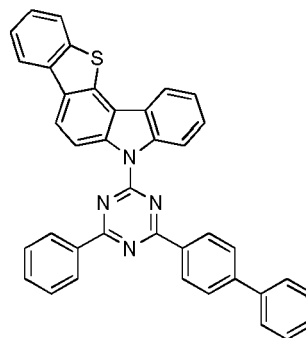
5



Compound EH33



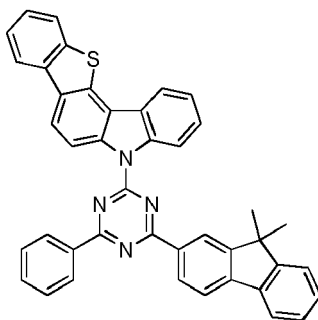
Compound EH34



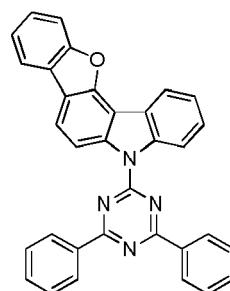
Compound EH35

10

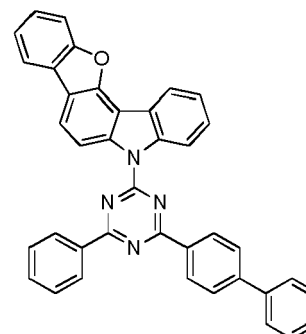
15



Compound EH36



Compound EH37

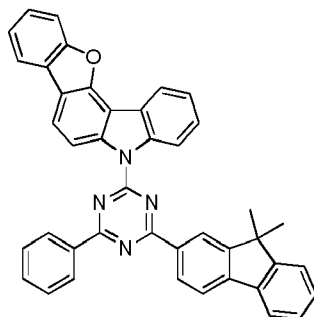


Compound EH38

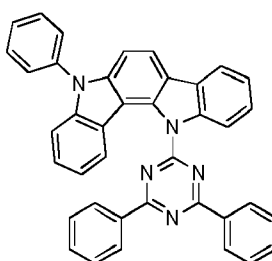
20

25

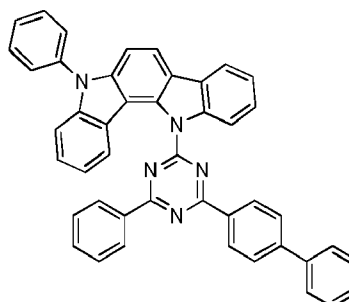
30



Compound EH39



Compound EH40

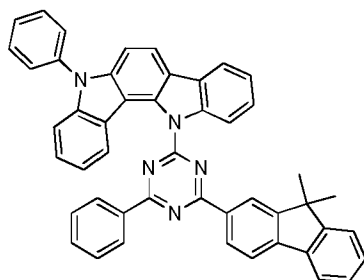


Compound EH41

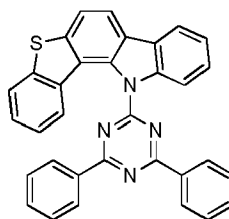
35

40

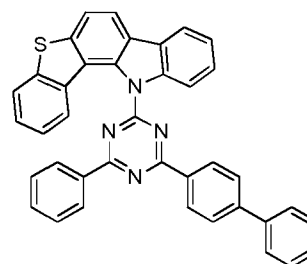
45



Compound EH42



Compound EH43

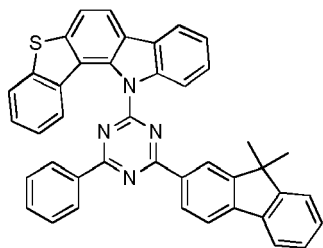


Compound EH44

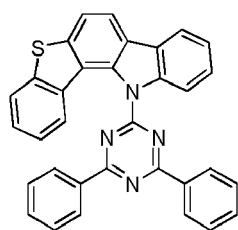
50

55

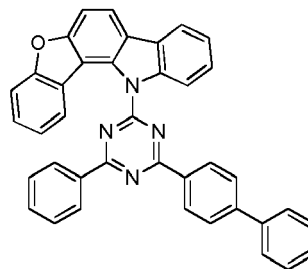
5



Compound EH45



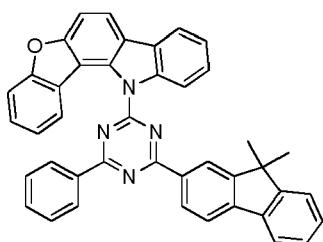
Compound EH46



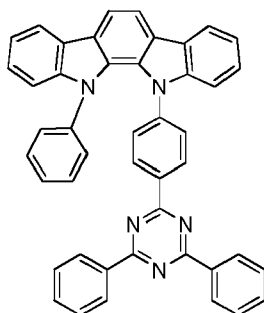
Compound EH47

10

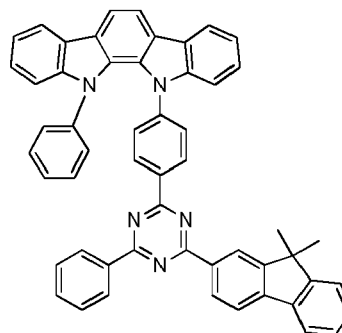
15



Compound EH48



Compound EH49

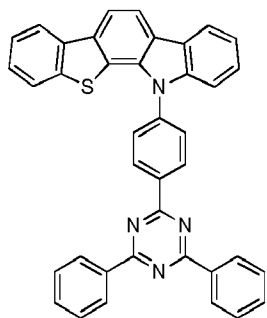


Compound EH50

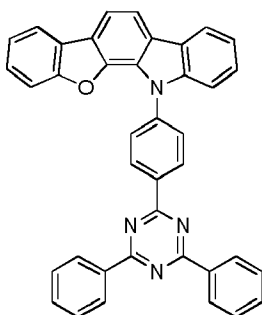
20

25

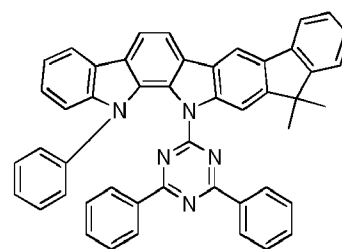
30



Compound EH51



Compound EH52



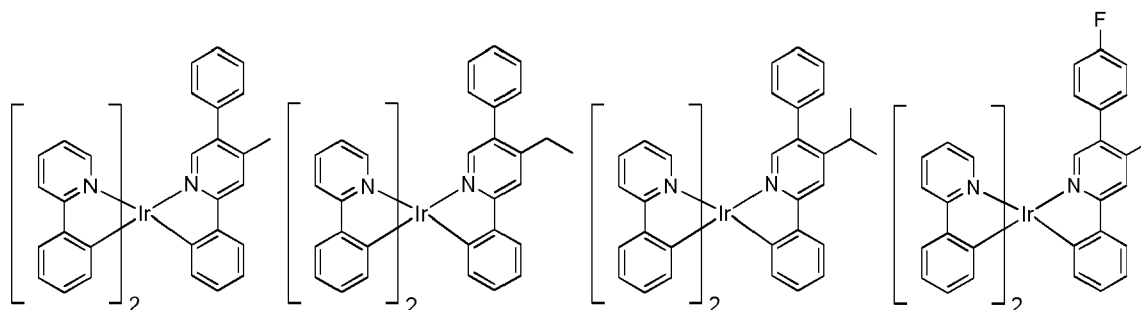
Compound EH53

35

40

61. The composition of embodiment 60, wherein the second compound is selected from the group consisting of:

45



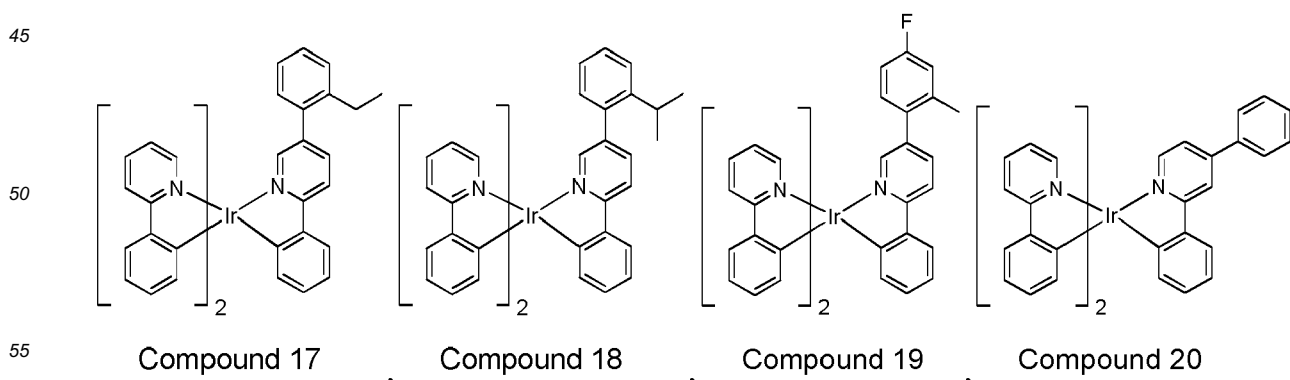
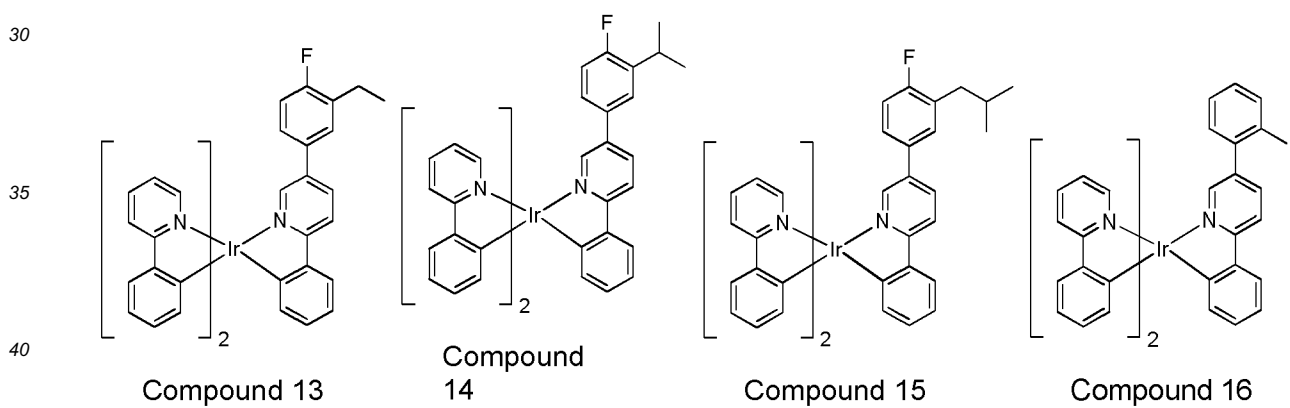
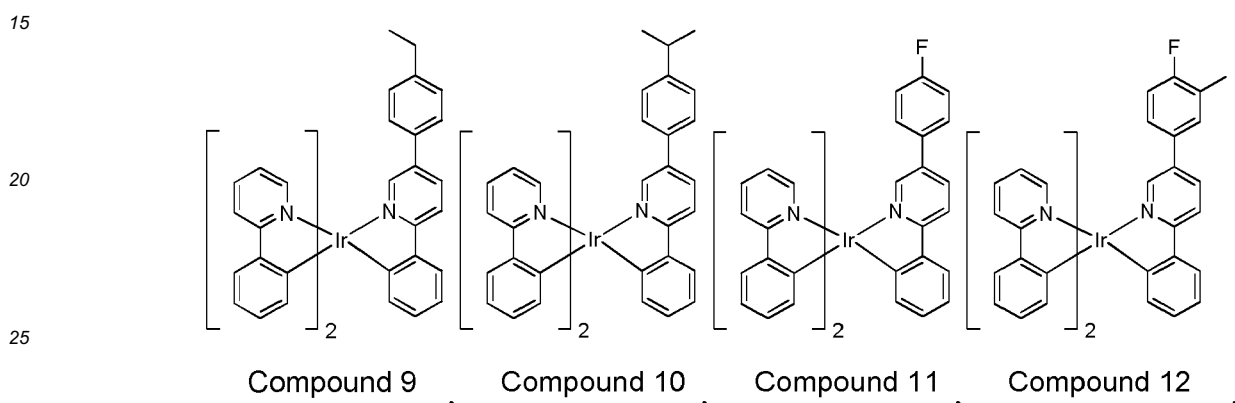
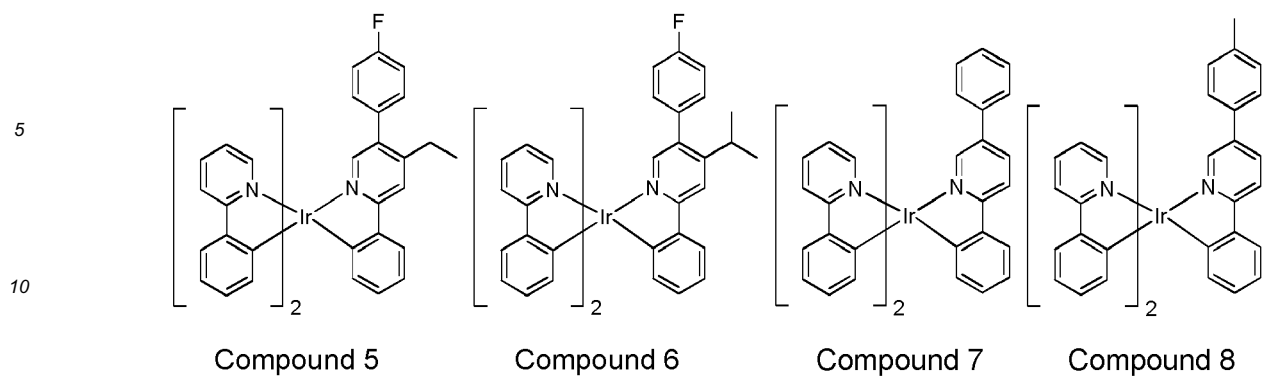
Compound 1

Compound 2

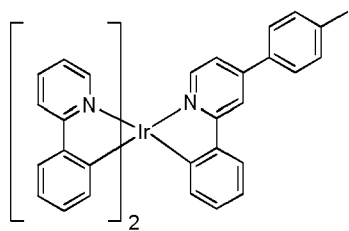
Compound 3

Compound 4

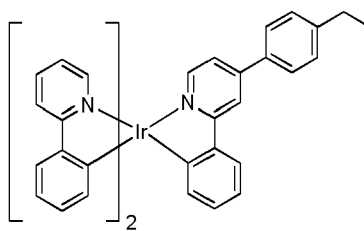
55



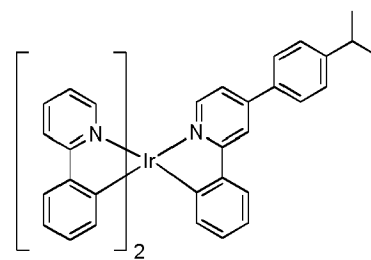
5



Compound 21



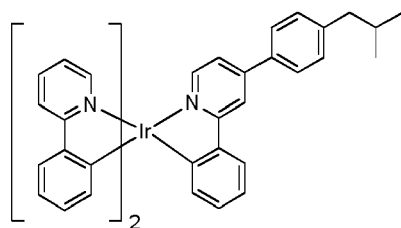
Compound 22



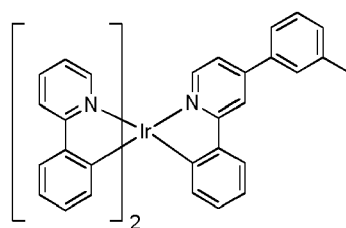
Compound 23

10

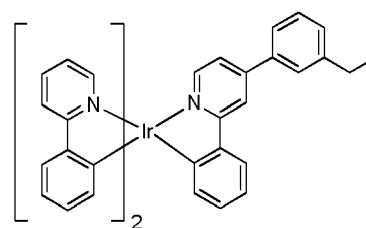
15



Compound 24



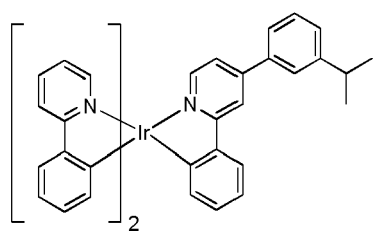
Compound 25



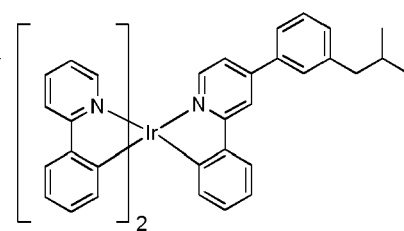
Compound 26

20

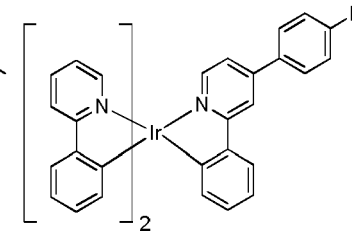
25



Compound 27



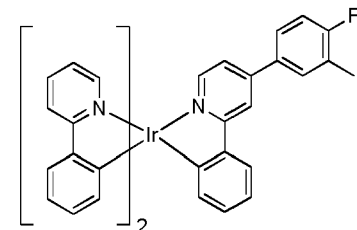
Compound 28



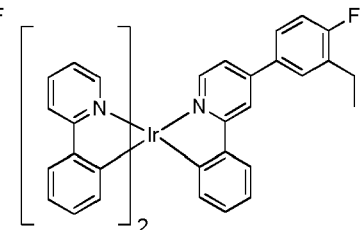
Compound 29

30

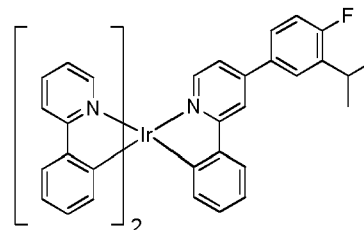
35



Compound 30



Compound 31



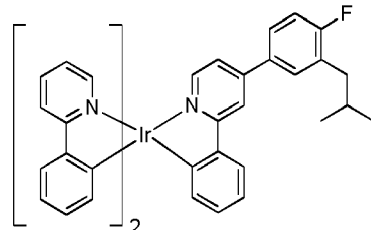
Compound 32

40

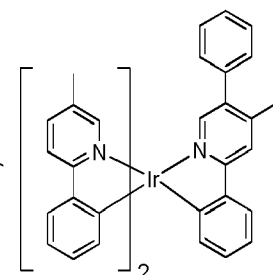
45

50

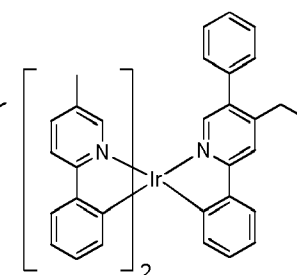
55



Compound 33



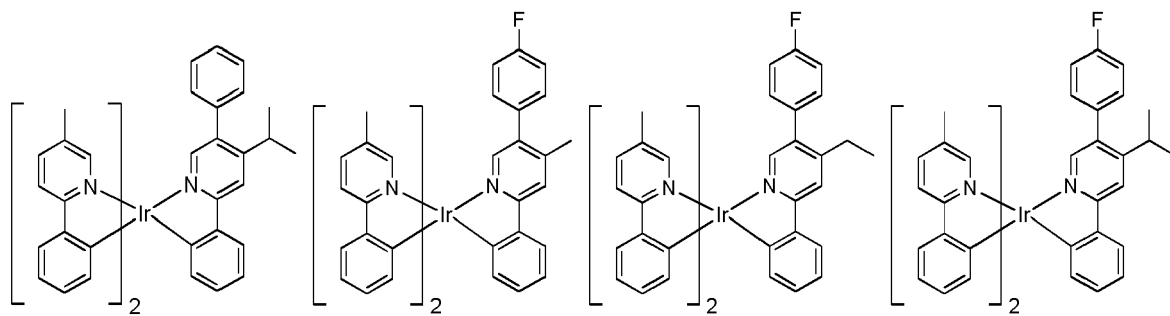
Compound 34



Compound 35

5

10

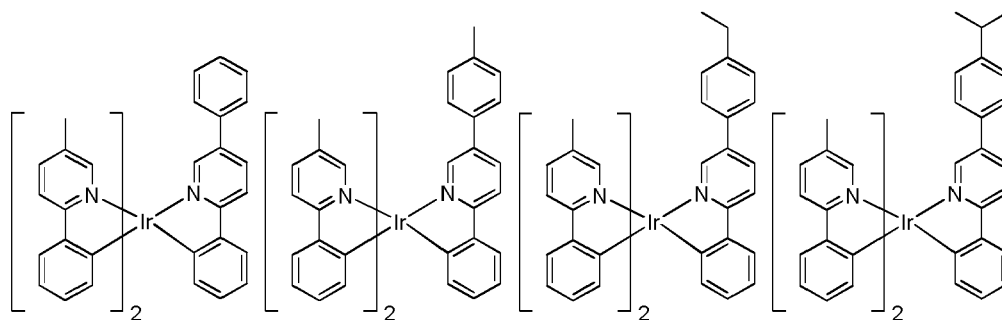


Compound 36 , Compound 37 , Compound 38 , Compound 39 ,

15

20

25

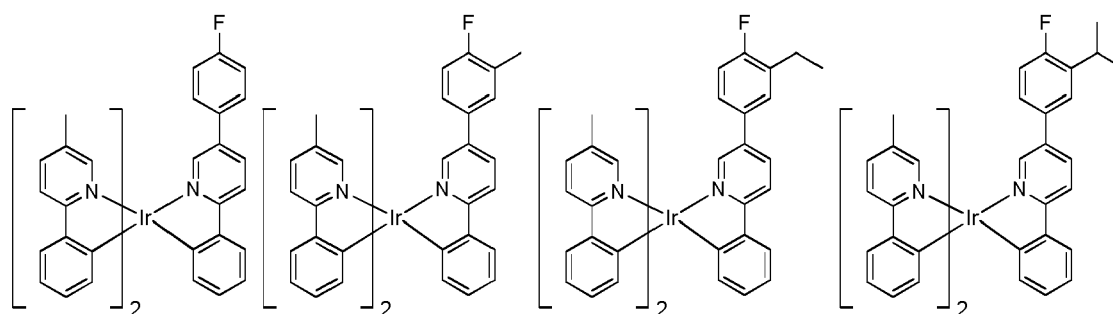


Compound 40 , Compound 41 , Compound 42 , Compound 43 ,

30

35

40

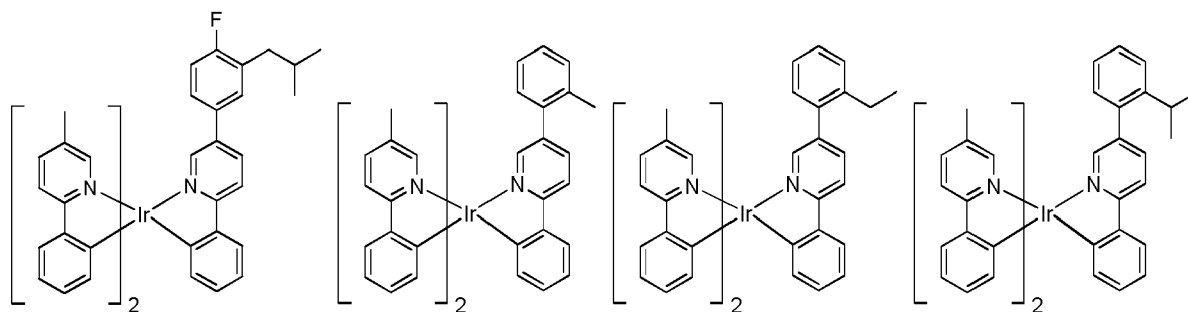


Compound 44 , Compound 45 , Compound 46 , Compound 47 ,

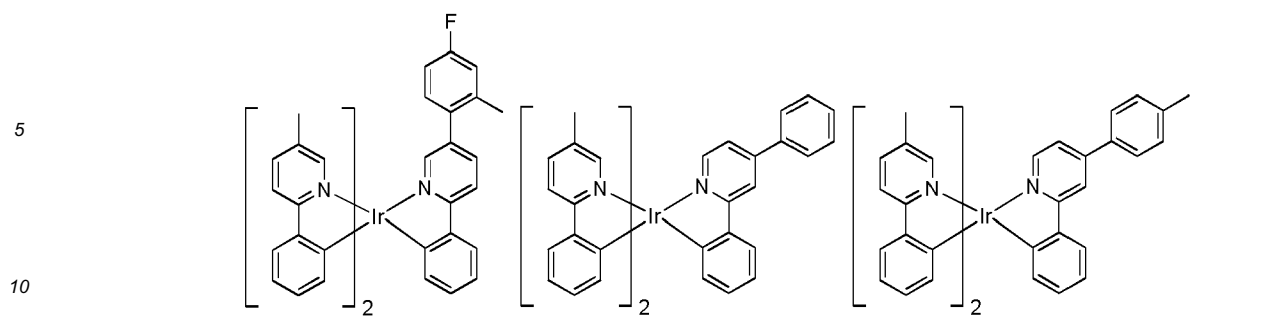
45

50

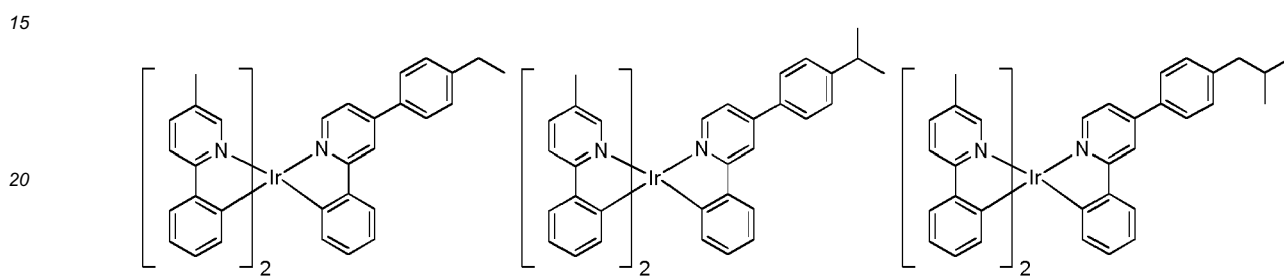
55



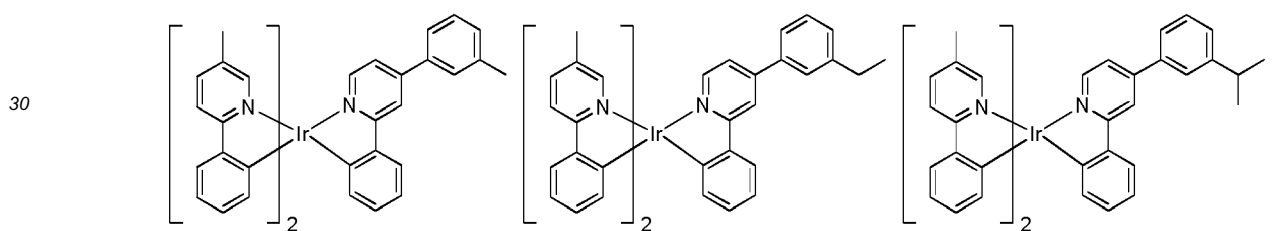
Compound 48 , Compound 49 , Compound 50 , Compound 51 ,



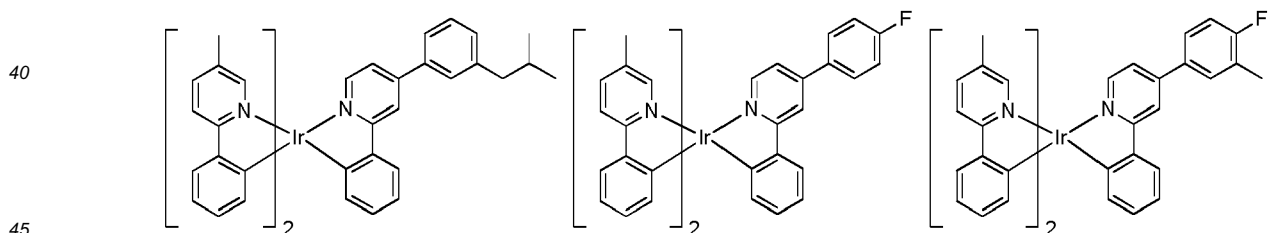
Compound 52 , Compound 53 , Compound 54 ,



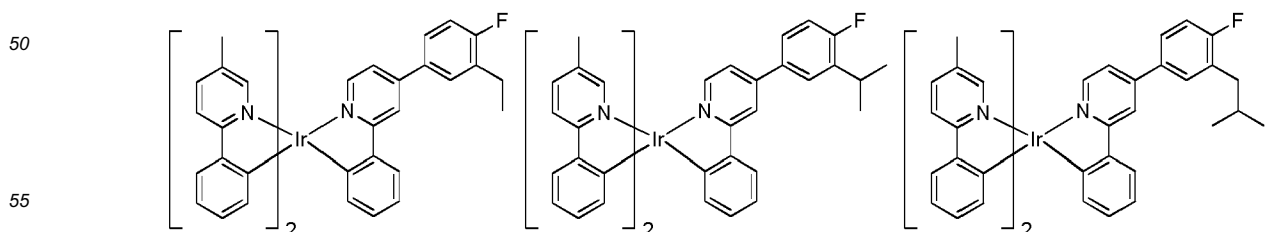
Compound 55 , Compound 56 , Compound 57 ,



Compound 58 , Compound 59 , Compound 60 ,



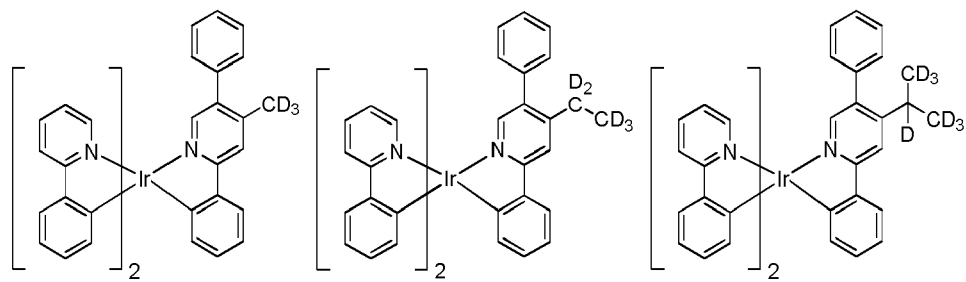
Compound 61 , Compound 62 , Compound 63 ,



Compound 64 , Compound 65 , Compound 66 ,



5

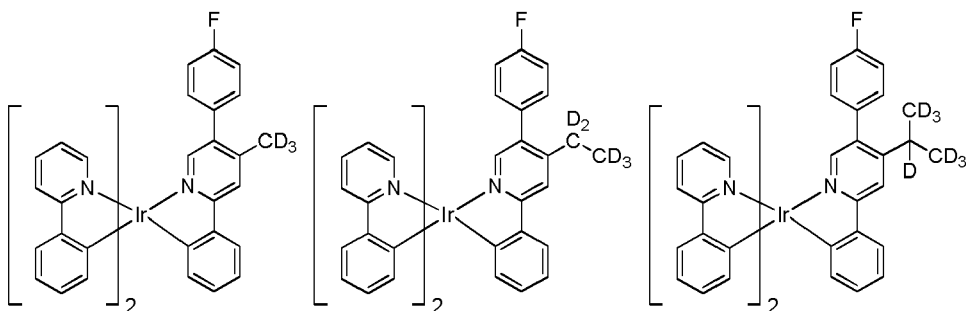


Compound 67

Compound 68

Compound 69

15



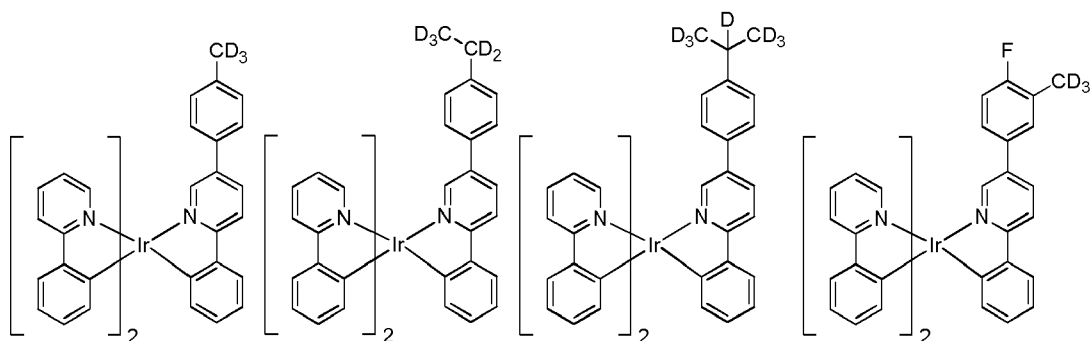
Compound 70

Compound 71

Compound 72

25

30



Compound 73

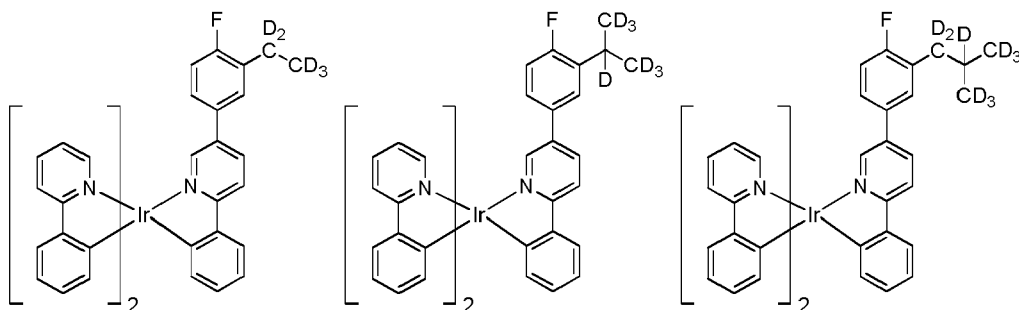
Compound 74

Compound 75

Compound 76

40

45



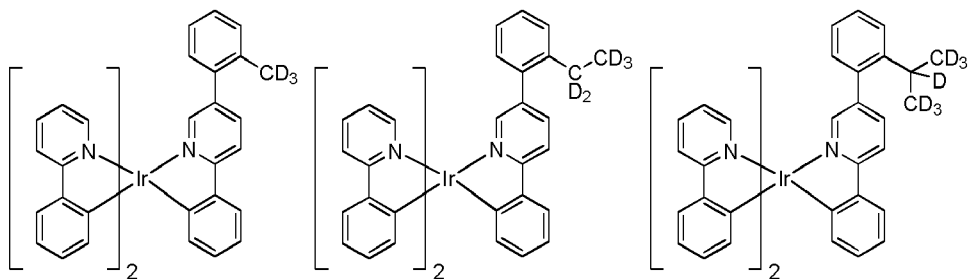
Compound 77

Compound 78

Compound 79

55

5

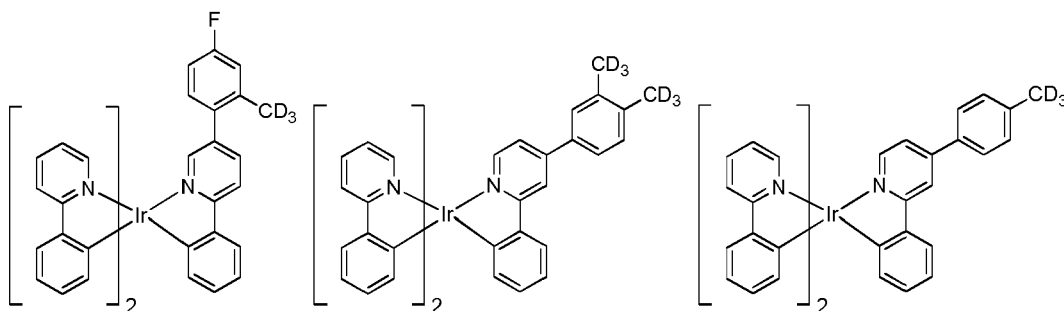


Compound 80

Compound 81

Compound 82

15



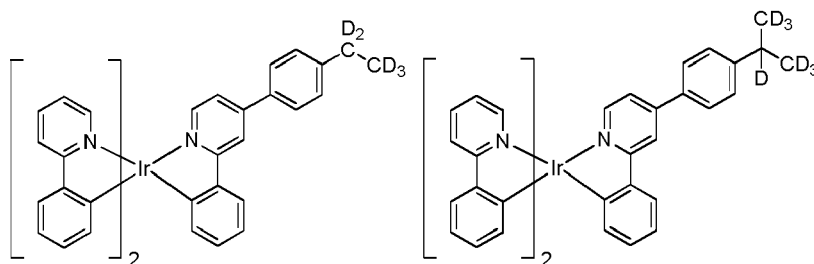
Compound 83

Compound 84

Compound 85

25

30

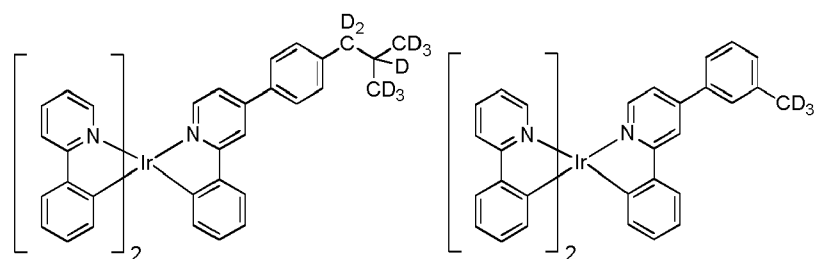


Compound 86

Compound 87

35

40



Compound 88

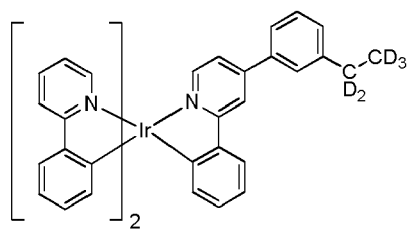
Compound 89

45

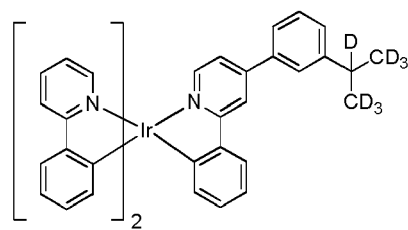
50

55

5

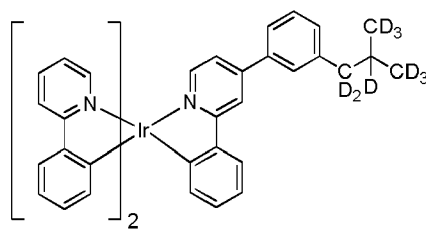


Compound 90

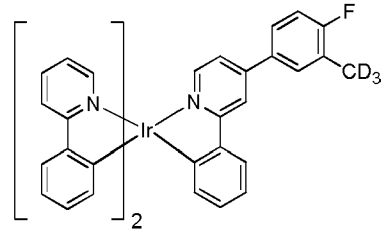


Compound 91

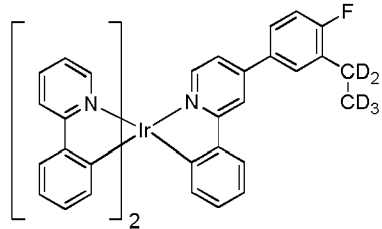
10



Compound 92

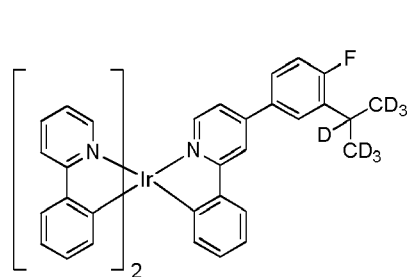


Compound 93

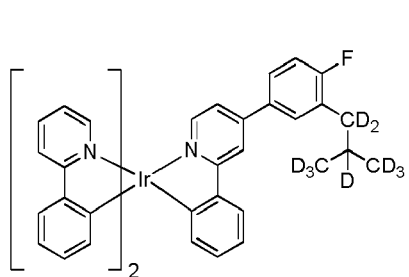


Compound 94

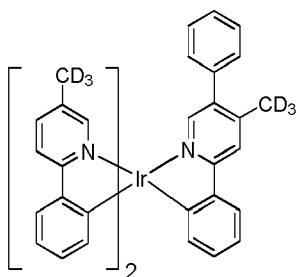
20



Compound 95

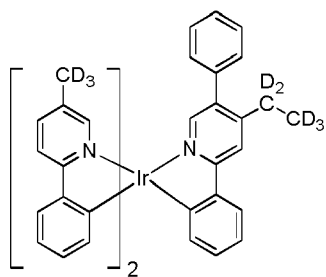


Compound 96

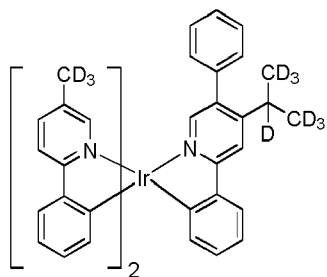


Compound 97

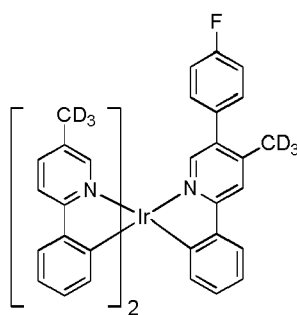
35



Compound 98



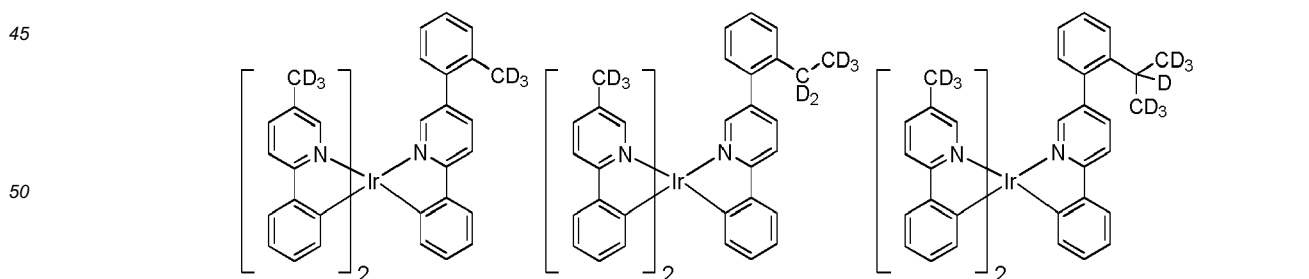
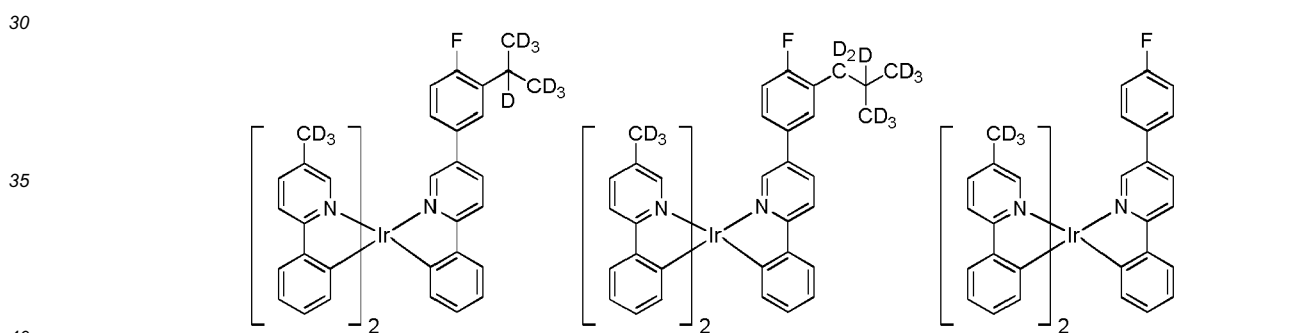
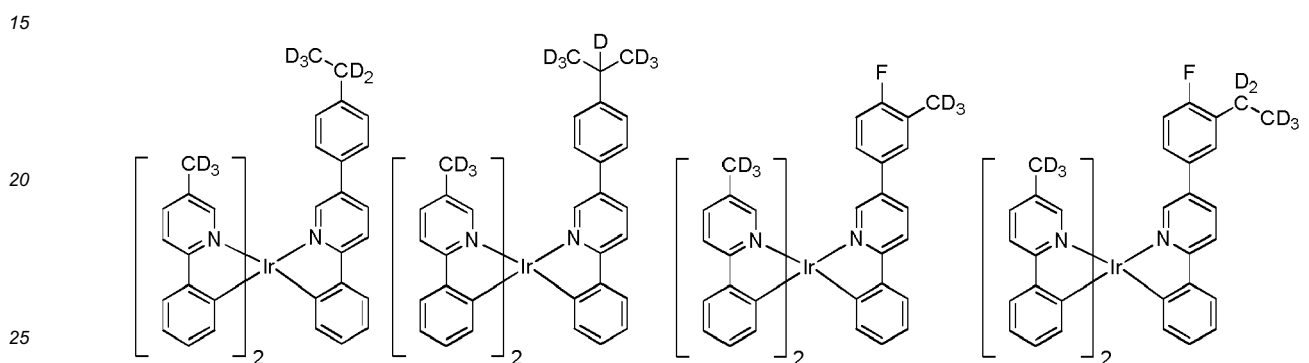
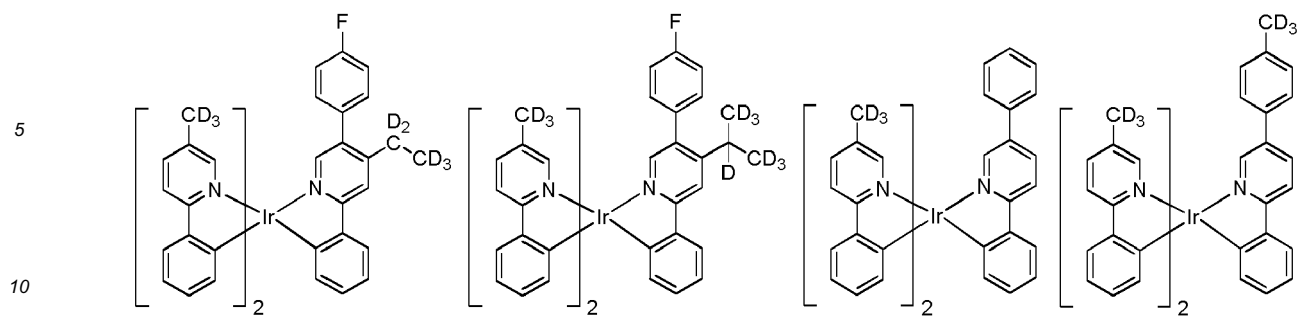
Compound 99



Compound 100

50

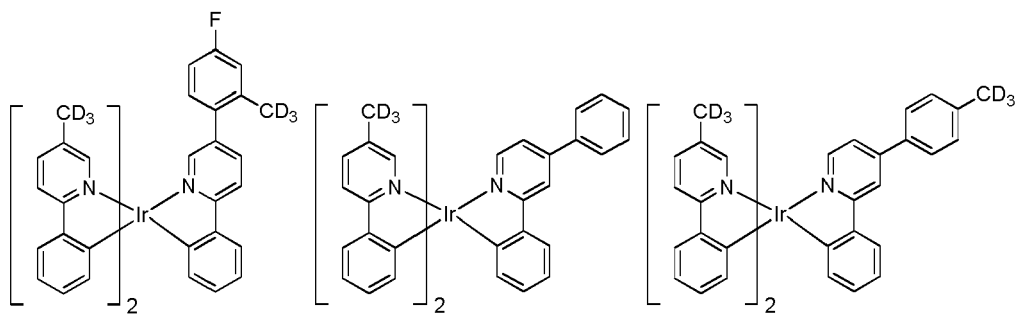
55



55

5

10



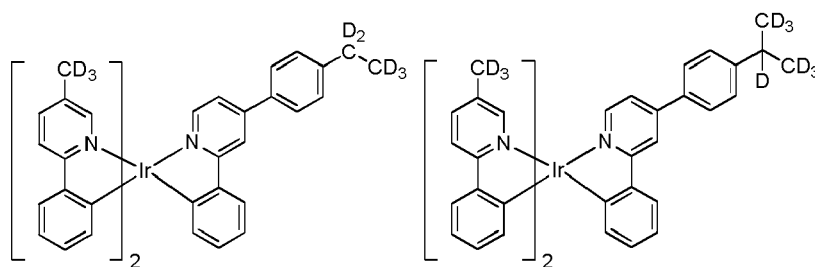
Compound 115

Compound 116

Compound 117

15

20

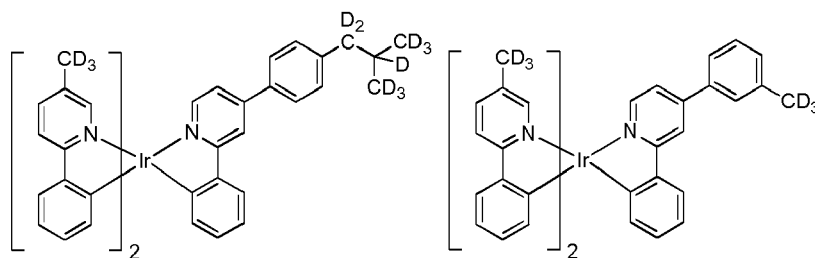


Compound 118

Compound 119

25

30



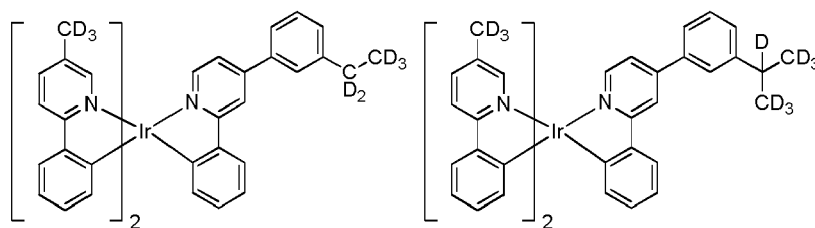
Compound 120

Compound 121

35

40

45

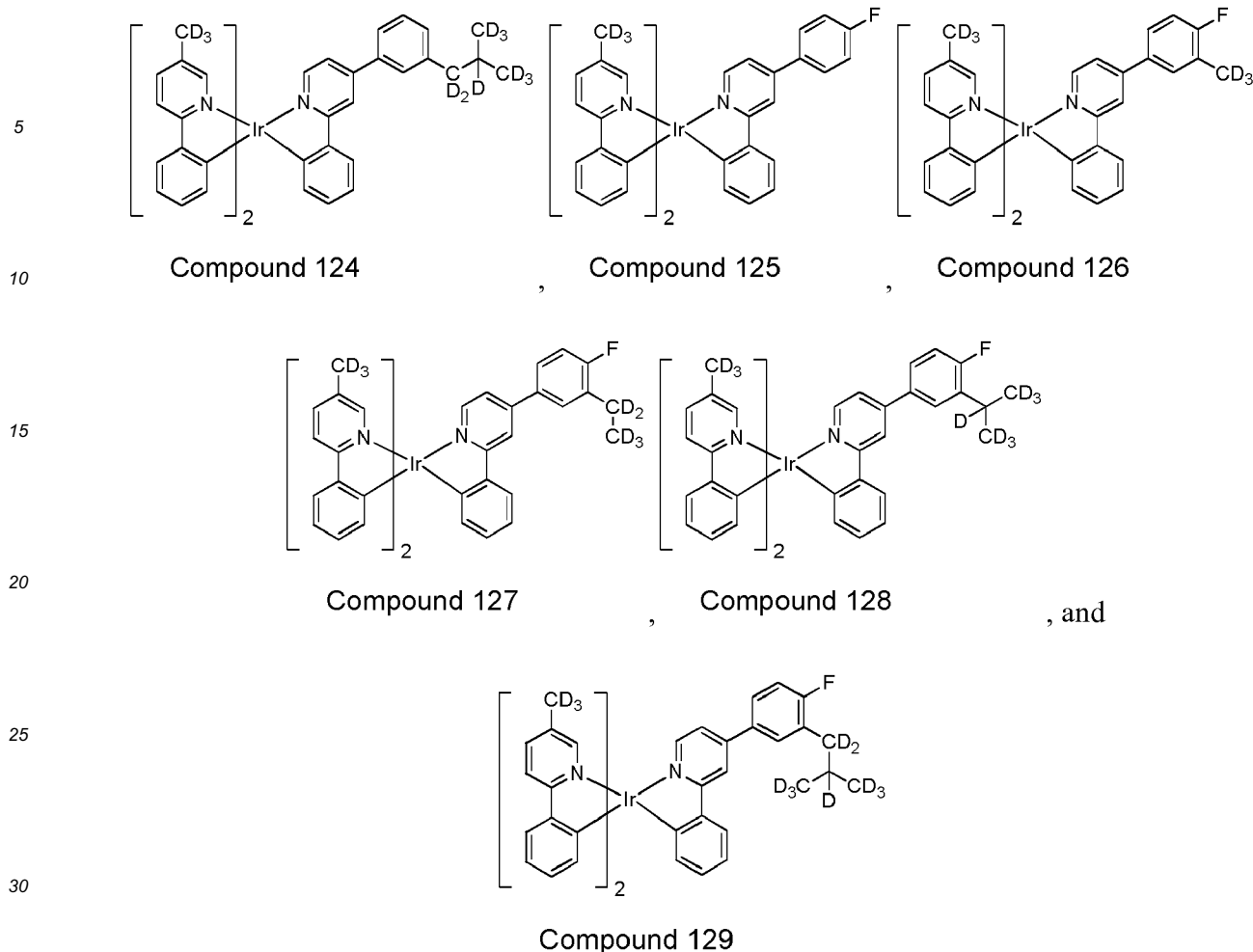


Compound 122

Compound 123

50

55



35 62. The composition of embodiment 61, wherein the mixture of the first compound and the second compound is selected from the group consisting of: (Compound EH1 and Compound 4), (Compound EH2 and Compound 7), (Compound EH4 and Compound 3), (Compound EH5 and Compound 11), (Compound EH8 and Compound 1), (Compound EH8 and Compound 67), (Compound EH16 and Compound 21), (Compound EH28 and Compound 29), (Compound EH40 and Compound 34), and (Compound EH40 and Compound 97).

40 63. The composition of embodiment 61, wherein the mixture of the first compound and the second compound is (Compound EH40 and Compound 97).

64. A first device comprising a first organic light emitting device, the first organic light emitting device comprising:

45 an anode;

a cathode; and

an organic layer, disposed between the anode and the cathode, comprising a first composition comprising a mixture of a first compound and a second compound, wherein the first compound has different chemical structure than the second compound;

50 wherein the first compound is capable of functioning as a phosphorescent emitter in an organic light emitting device at room temperature;

wherein the first compound has evaporation temperature of T1 150 to 350 °C;

wherein the second compound has evaporation temperature of T2 150 to 350 °C;

wherein the absolute value of T1-T2 is less than 20 °C;

55 wherein the first compound has a concentration C1 in said mixture, and a concentration C2 in a film formed by evaporating the mixture in a vacuum deposition tool at a constant pressure between  $1 \times 10^{-6}$  Torr to  $1 \times 10^{-9}$  Torr, at a  $2 \text{ \AA}/\text{sec}$  deposition rate on a surface positioned at a predefined distance away from the mixture being evaporated; and

wherein absolute value of  $(C1-C2)/C1$  is less than 5%.

65. The first device of embodiment 64, wherein the organic layer is an emissive layer.

5 66. The first device of embodiment 64, wherein the organic layer is a non-emissive layer.

67. The first device of embodiment 65, wherein the organic layer further comprises a phosphorescent emitting material.

10 68. The first device of embodiment 65, wherein the organic layer further comprises a host.

69. The first device of embodiment 64, wherein the first compound functions as a phosphorescent emitting material.

15 70. The first device of embodiment 64, wherein the first compound functions as a host.

71. The first device of embodiment 64, wherein the first device further comprises a second organic light emitting device separate from the first organic light emitting device, and wherein the second organic light emitting device comprises an emitting dopant having a peak wavelength of between 400 to 500 nanometers.

20 72. The first device of embodiment 64, wherein the first organic light emitting device comprises a first emissive layer and a second emissive layer;  
wherein the first emissive layer comprises the first composition; and  
wherein the second emissive layer comprises an emitting dopant having a peak wavelength of between 400 to 500 nanometers.

25 73. The first device of embodiment 64, wherein the first device is a consumer product.

74. The first device of embodiment 64, wherein the first device is an organic light-emitting device.

30 75. The first device of embodiment 64, wherein the first device comprises a lighting panel.

76. The first device of embodiment 64, wherein the first composition leaves a residue corresponding to less than 5 wt% of the original charge in the sublimation crucible after the depletion of the first composition in the evaporation process.

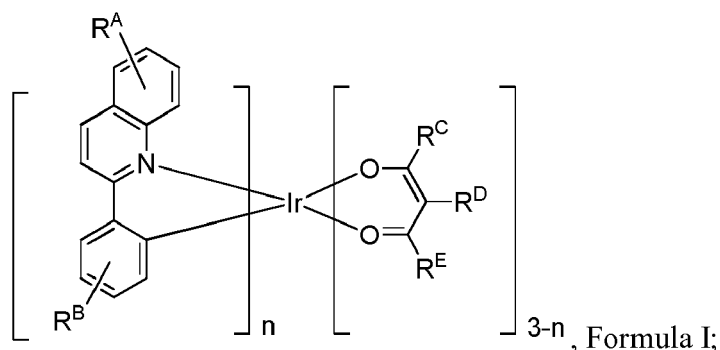
35 77. The first device of embodiment 64, wherein the first composition is deposited in a vacuum system having a pressure level in the range of  $1 \times 10^{-8}$  Torr to  $1 \times 10^{-12}$  Torr.

40 78. A method for fabricating an organic light emitting device comprising a first electrode, a second electrode, and a first organic layer disposed between the first electrode and the second electrode, wherein the first organic layer comprises a first composition comprising a mixture of a first compound and a second compound, the method comprising:

45 providing a substrate having the first electrode disposed thereon;  
depositing the first composition over the first electrode; and  
depositing the second electrode over the first organic layer, wherein the first compound has different chemical structure than the second compound;  
wherein the first compound is capable of functioning as a phosphorescent emitter in an organic light emitting device at room temperature;  
50 wherein the first compound has an evaporation temperature T1 of 150 to 350 °C;  
wherein the second compound has an evaporation temperature T2 of 150 to 350 °C;  
wherein absolute value of  $T1-T2$  is less than 20 °C;  
wherein the first compound has a concentration C1 in said mixture, and a concentration C2 in a film formed by evaporating the mixture in a vacuum deposition tool at a constant pressure between  $1 \times 10^{-6}$  Torr to  $1 \times 10^{-9}$  Torr,  
55 at a  $2 \text{ \AA}/\text{sec}$  deposition rate on a surface positioned at a predefined distance away from the material; and  
wherein absolute value of  $(C1-C2)/C1$  is less than 5%.

## Claims

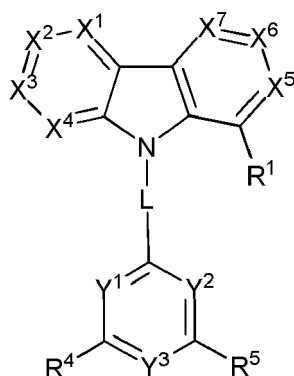
1. A composition comprising: a mixture of a first compound and a second compound;  
 wherein the first compound has a different chemical structure than the second compound;  
 wherein the first compound is capable of functioning as a phosphorescent emitter in an organic light emitting device at room temperature;  
 wherein the first compound has an evaporation temperature T1 of 150 to 350 °C;  
 wherein the second compound has an evaporation temperature T2 of 150 to 350 °C;  
 wherein absolute value of T1-T2 is less than 20 °C;  
 wherein the first compound has a concentration C1 in said mixture and a concentration C2 in a film formed by evaporating the mixture in a vacuum deposition tool at a constant pressure between  $1 \times 10^{-6}$  Torr to  $1 \times 10^{-9}$  Torr, at a  $2 \text{ \AA}/\text{sec}$  deposition rate on a surface positioned at a predefined distance away from the mixture being evaporated; and  
 wherein absolute value of  $(C1-C2)/C1$  is less than 5%.
2. The composition of claim 1, wherein the first compound has a vapor pressure of P1 at T1 at 1 atm, the second compound has a vapor pressure of P2 at T2 at 1 atm; and  
 wherein the ratio of P1/P2 is within the range of 0.90 to 1.10.
3. The composition of claim 1 or 2, wherein the first compound has a first mass loss rate and the second compound has a second mass loss rate, wherein the ratio between the first mass loss rate and the second mass loss rate is within the range of 0.90 to 1.10.
4. The composition of any one of claims 1 to 3, wherein the first compound is a metal coordination complex having a metal-carbon bond, wherein the metal is selected from the group consisting of Ir, Rh, Re, Ru, Os, Pt, Au, and Cu.
5. The composition of any one of claims 1 to 4, wherein the first compound has a structure according to Formula I:



wherein

- $R^A$  represents mono, di, tri, tetra, penta, hexa substitutions, or no substitution;  
 $R^B$  represents mono, di, tri, tetra substitutions, or no substitution;  
 $R^A$ ,  $R^B$ ,  $R^C$ ,  $R^D$ , and  $R^E$  are each independently selected from the group consisting of hydrogen, deuterium,  
 halogen, alkyl, cycloalkyl, heteroalkyl, arylalkyl, alkoxy, aryloxy, amino, cyclic amino, silyl, alkenyl, cycloalkenyl,  
 heteroalkenyl, alkynyl, aryl, heteroaryl, acyl, carbonyl, carboxylic acid, ether, ester, nitrile, isonitrile, sulfanyl,  
 sulfinyl, sulfonyl, phosphino, and combinations thereof;  
 wherein n is 1 or 2;  
 wherein the second compound has a structure according to Formula II:
- 50  
55





Formula II,

wherein  $R^1$ ,  $R^4$  and  $R^5$  are independently selected from group consisting of hydrogen, deuterium, halogen, alkyl, cycloalkyl, heteroalkyl, arylalkyl, alkoxy, aryloxy, amino, cyclic amino, silyl, alkenyl, cycloalkenyl, heteroalkenyl, alkynyl, aryl, heteroaryl, acyl, carbonyl, carboxylic acid, ether, ester, nitrile, isonitrile, sulfanyl, sulfinyl, sulfonyl, phosphino, and combinations thereof;

wherein L is selected from the group consisting of a direct bond, aryl, substituted aryl, heteroaryl, substituted heteroaryl, and combinations thereof;

wherein  $X^1$ ,  $X^2$ ,  $X^3$ ,  $X^4$ ,  $X^5$ ,  $X^6$ ,  $X^7$ ,  $Y^1$ ,  $Y^2$ , and  $Y^3$  are each independently selected from the group consisting of CR and N;

wherein at least two of  $Y^1$ ,  $Y^2$ , and  $Y^3$  are N; and

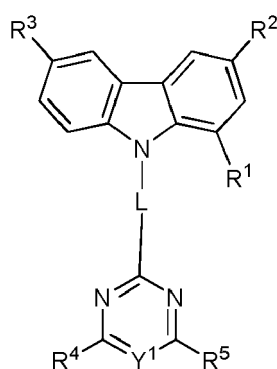
wherein each R can be same or different, and is independently selected from the group consisting of hydrogen, deuterium, halogen, alkyl, cycloalkyl, heteroalkyl, arylalkyl, alkoxy, aryloxy, amino, cyclic amino, silyl, alkenyl, cycloalkenyl, heteroalkenyl, alkynyl, aryl, heteroaryl, acyl, carbonyl, carboxylic acid, ether, ester, nitrile, isonitrile, sulfanyl, sulfinyl, sulfonyl, phosphino, and combinations thereof

6. The composition of claim 5, wherein  $R^1$ ,  $R^4$  and  $R^5$  are independently selected from group consisting of non-fused aryl, non-fused heteroaryl, and combinations thereof;

wherein L is selected from the group consisting of a direct bond, non-fused aryl, non-fused heteroaryl, and combinations thereof; and

wherein each R is independently selected from the group consisting of hydrogen, deuterium, non-fused aryl, non-fused heteroaryl and combinations thereof.

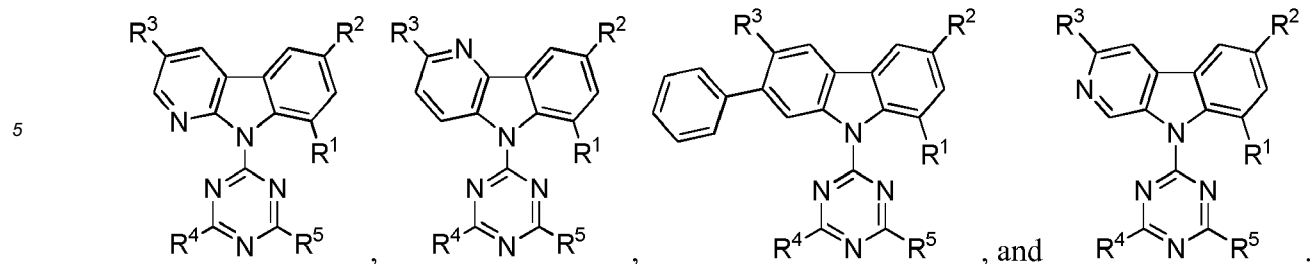
7. The composition of claim 5 or 6, wherein the second compound has a structure according to Formula III:



Formula III;

wherein  $R^2$  and  $R^3$  are each independently selected from the group consisting of hydrogen, deuterium, halogen, alkyl, cycloalkyl, heteroalkyl, arylalkyl, alkoxy, aryloxy, amino, cyclic amino, silyl, alkenyl, cycloalkenyl, heteroalkenyl, alkynyl, aryl, heteroaryl, acyl, carbonyl, carboxylic acid, ether, ester, nitrile, isonitrile, sulfanyl, sulfinyl, sulfonyl, phosphino, and combinations thereof.

8. The composition of claim 7, wherein the second compound has a structure selected from the group consisting of:



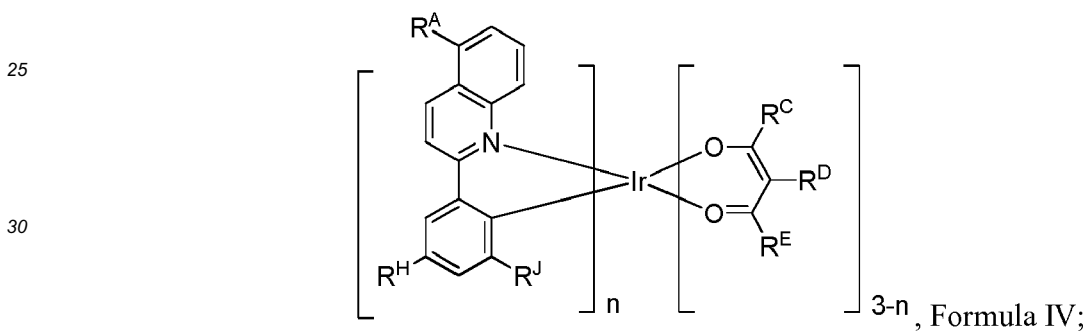
9. The composition of any one of claims 5 to 8, wherein at least one of  $R^C$  and  $R^E$  has the following structure:



wherein  $R^F$ , and  $R^G$  are independently selected from group consisting of alkyl and cycloalkyl; and wherein at least one of  $R^F$ , and  $R^G$  has at least two C.

20

10. The composition of any one of claims 5 to 9, wherein the first compound has a structure according to Formula IV:



40

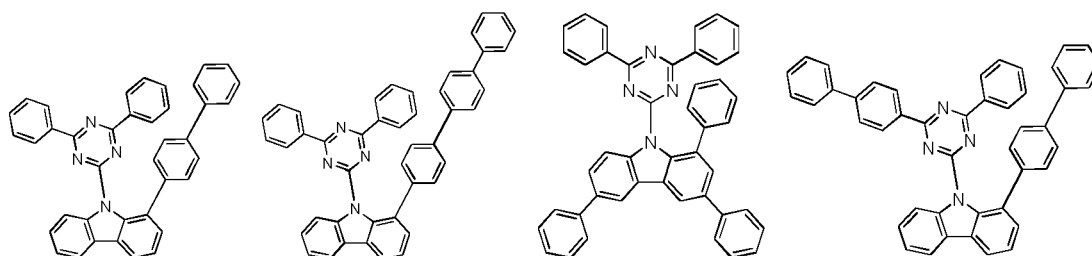
11. The composition of claim 5, wherein the second compound is selected from the group consisting of:

45

50

55

5



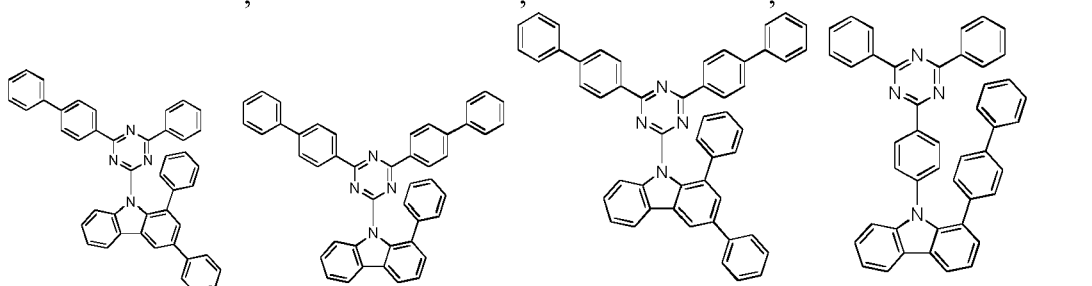
Compound H1

Compound H2

Compound H3

Compound H4

10



Compound H5

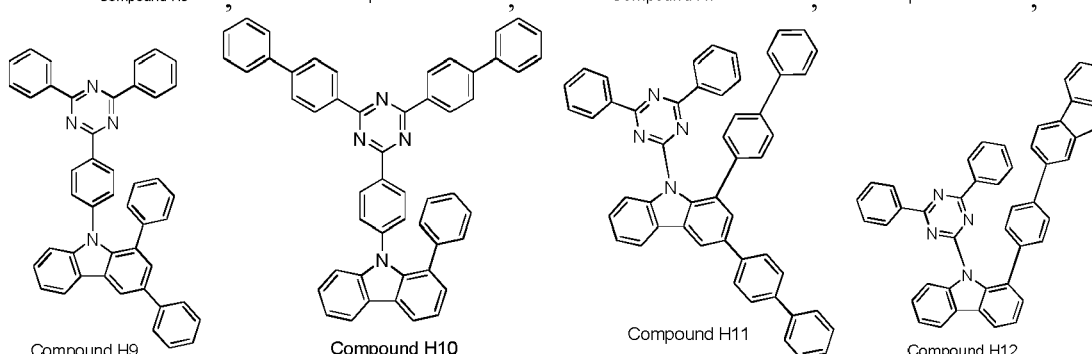
Compound H6

Compound H7

Compound H8

15

20



Compound H9

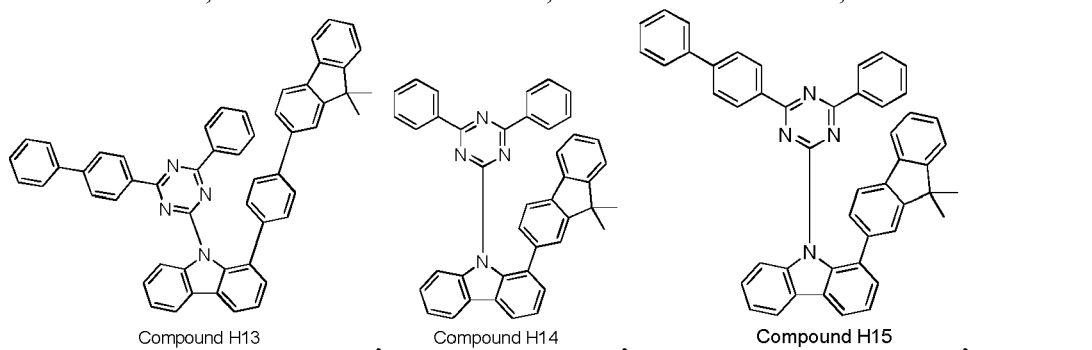
Compound H10

Compound H11

Compound H12

25

30



Compound H13

Compound H14

Compound H15

35

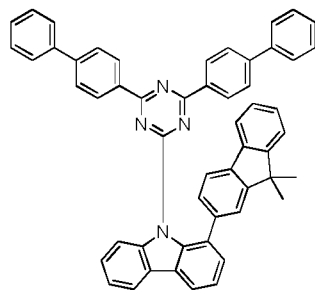
40

45

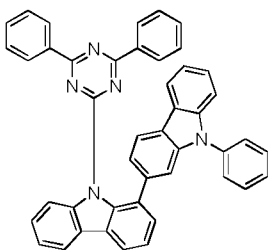
50

55

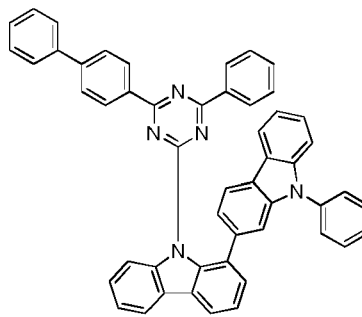
5



Compound H16



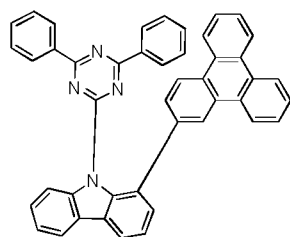
Compound H17



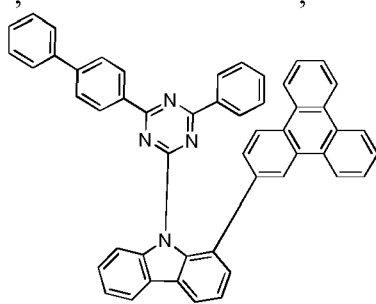
Compound H18

10

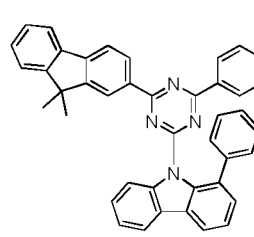
15



Compound H19



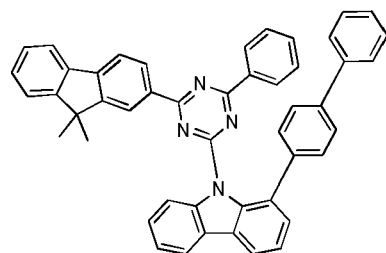
Compound H20



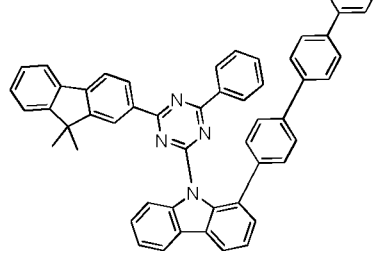
Compound H21

20

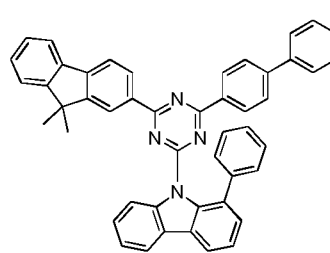
25



Compound H22



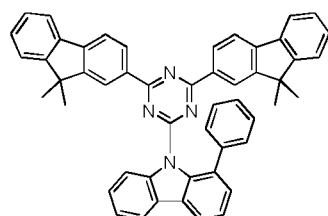
Compound H23



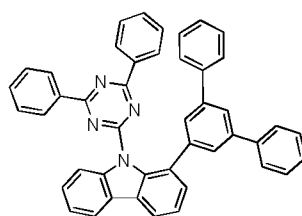
Compound H24

30

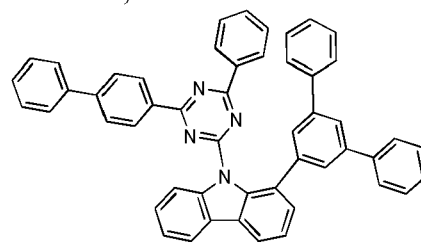
35



Compound H25



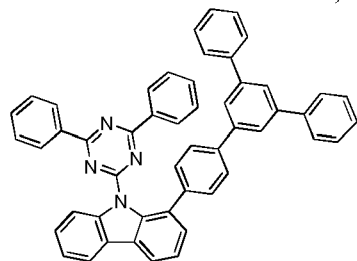
Compound H26



Compound H27

40

45

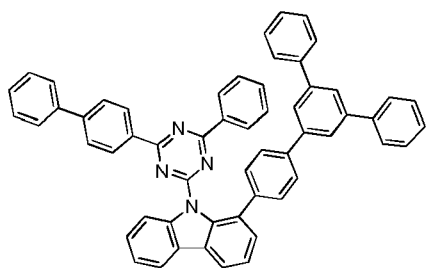


Compound H28

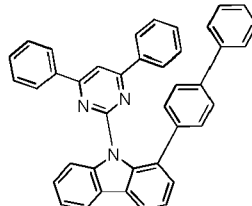
50

55

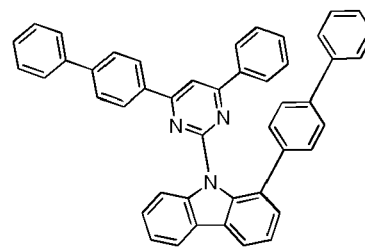
5



Compound H29

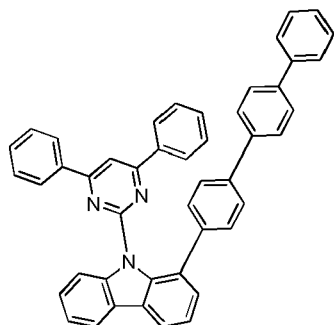


Compound H30

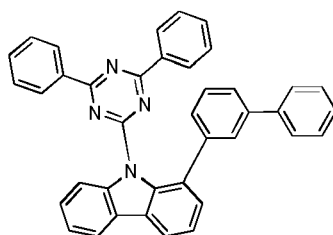


Compound H31

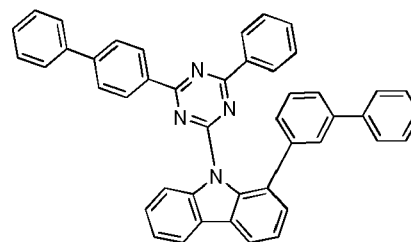
10



Compound H32



Compound H33



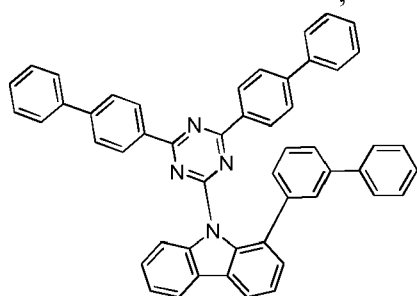
Compound H34

15

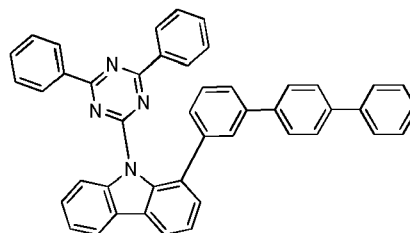
20

25

30



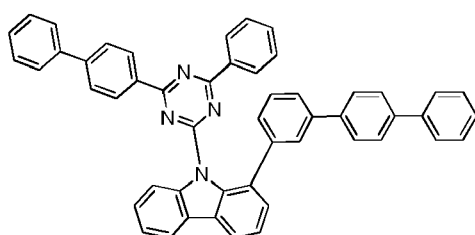
Compound H35



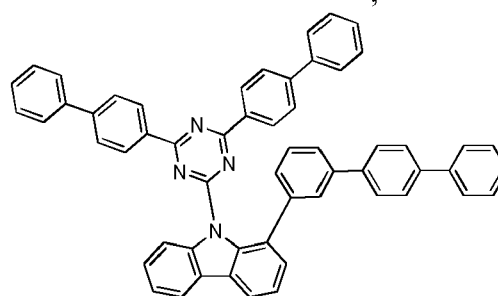
Compound H36

35

40



Compound H37



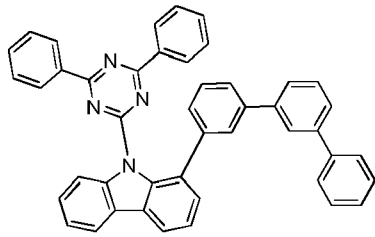
Compound H38

45

50

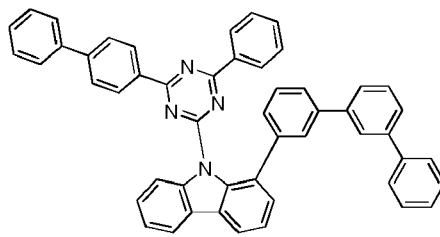
55

5



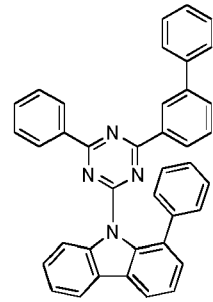
Compound H39

,



Compound H40

,

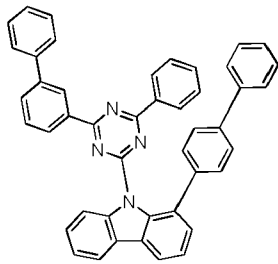


Compound H41

,

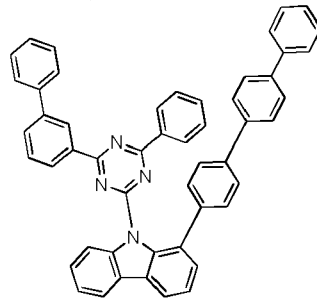
10

15



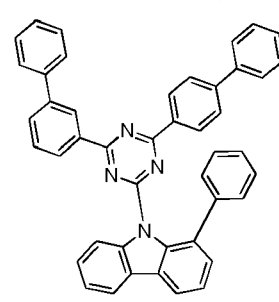
Compound H42

,



Compound H43

,

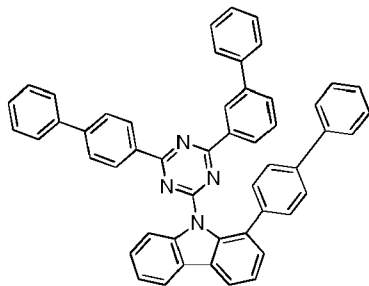


Compound H44

,

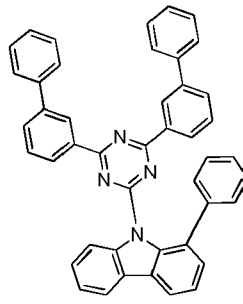
25

30



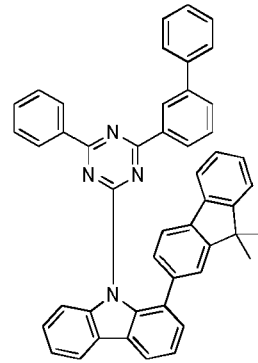
Compound H45

,



Compound H46

,



Compound H47

,

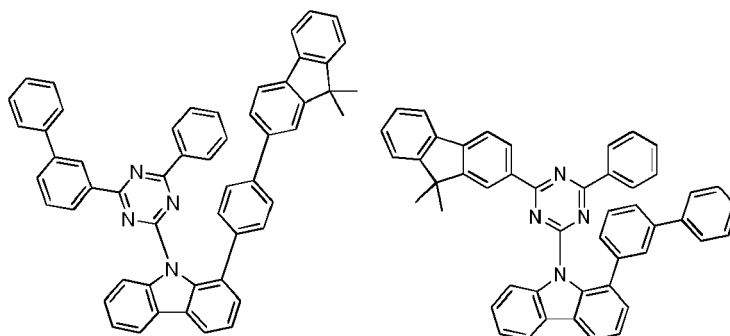
40

45

50

55

5



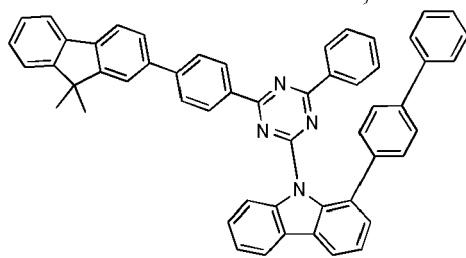
10

Compound H48

Compound H49

, and

15



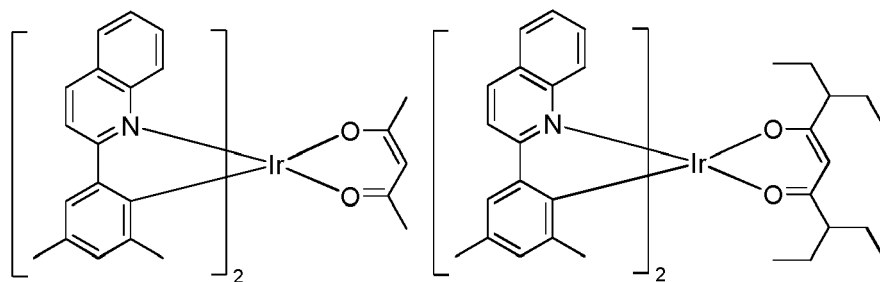
20

Compound H50

25

12. The composition of claim 5 or 11, wherein the first compound is selected from the group consisting of:

30

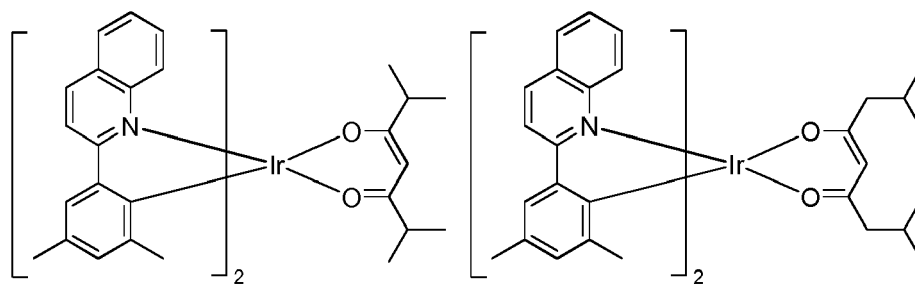


35

Compound E1

Compound E2

40



45

Compound E3

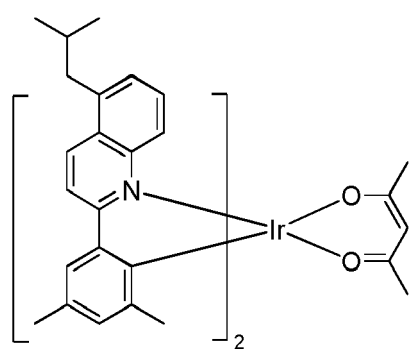
Compound E4

50

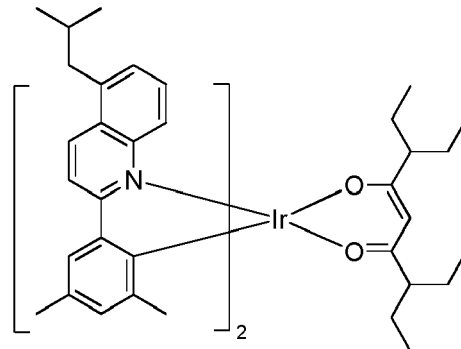
55

5

10



Compound E5

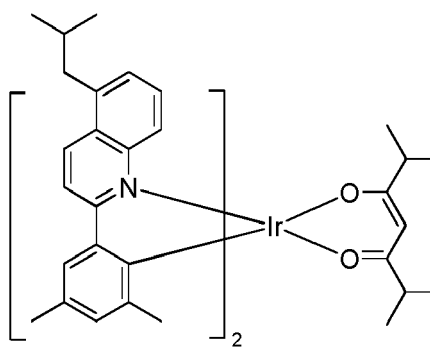


Compound E6

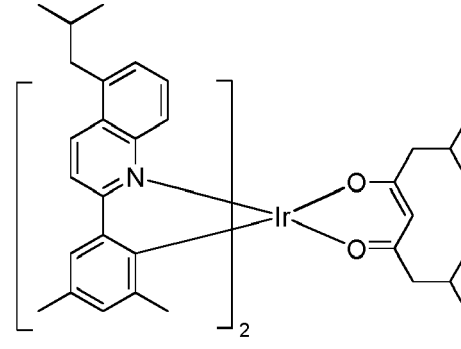
15

20

25



Compound E7

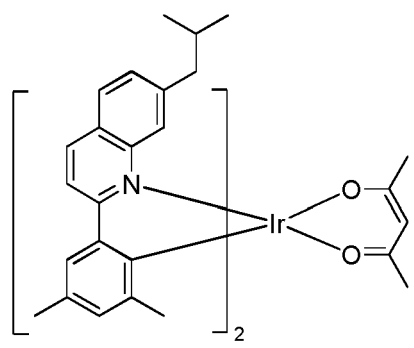


Compound E8

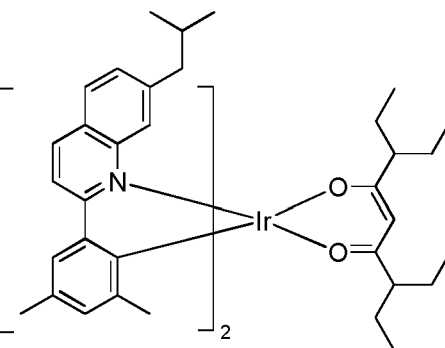
30

35

40



Compound E9



Compound E10

45

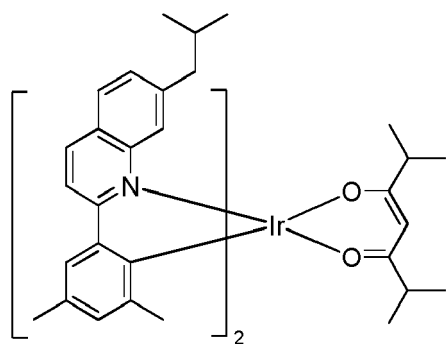
50

55

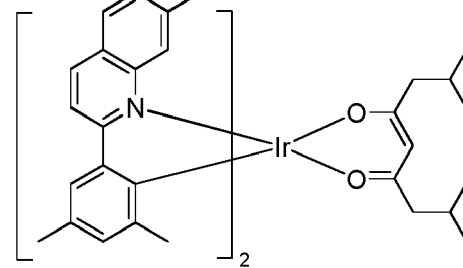


5

10



Compound E11

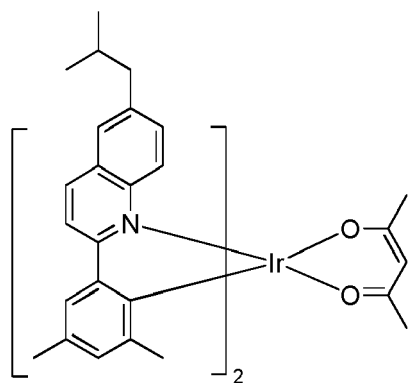


Compound E12

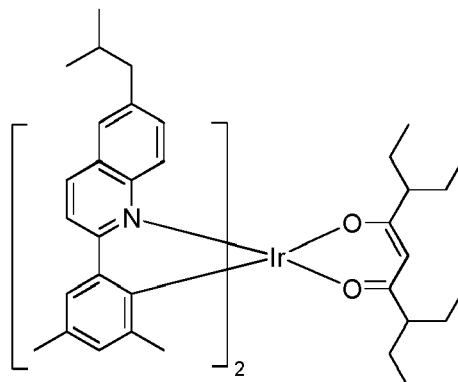
15

20

25



Compound E13

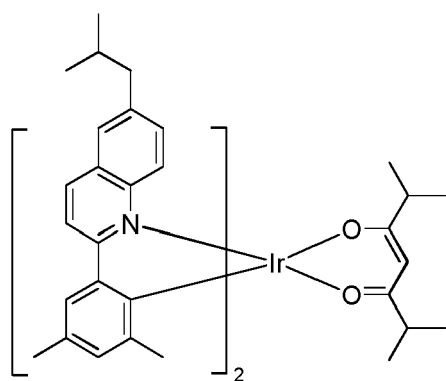


Compound E14

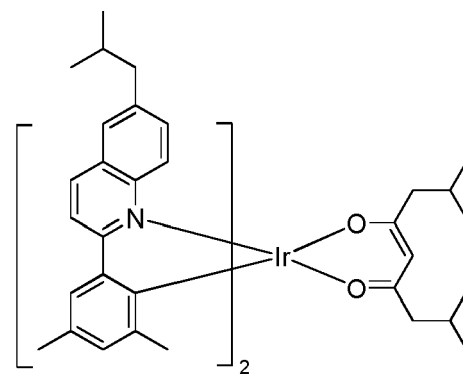
30

35

40



Compound E15



Compound E16

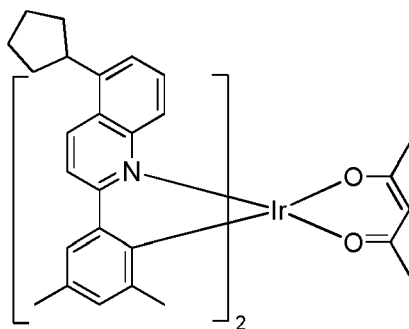
45

50

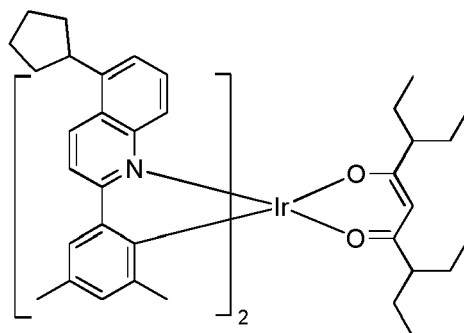
55

5

10



Compound E17

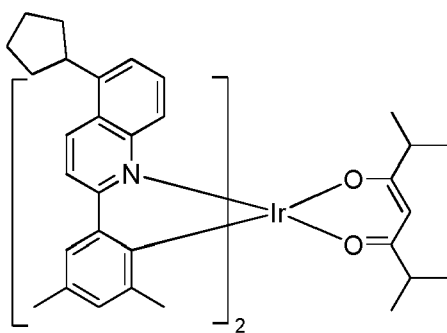


Compound E18

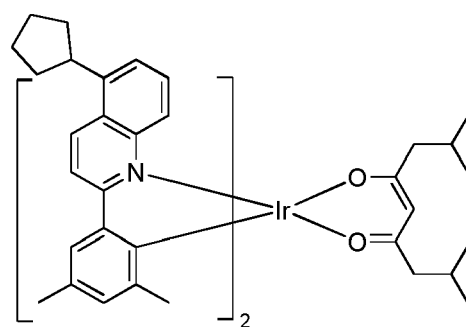
15

20

25



Compound E19

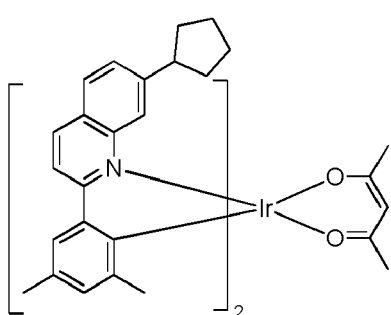


Compound E20

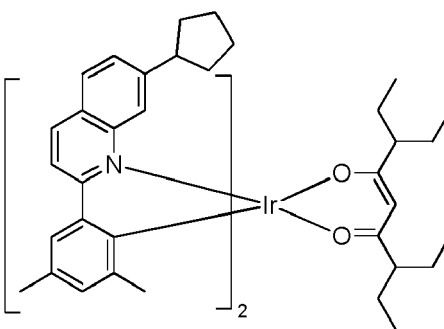
30

35

40



Compound E21

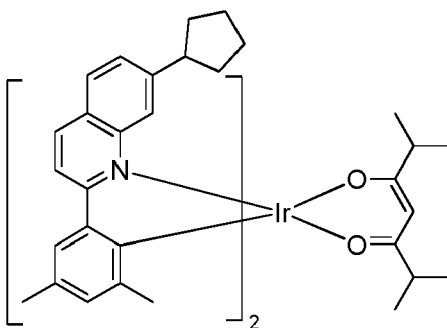


Compound E22

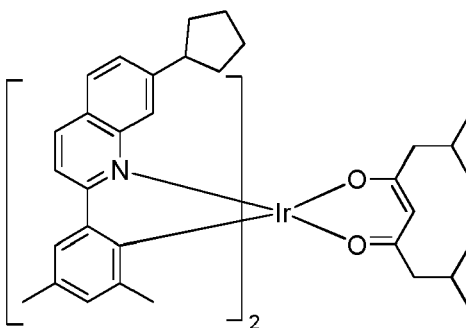
45

50

55



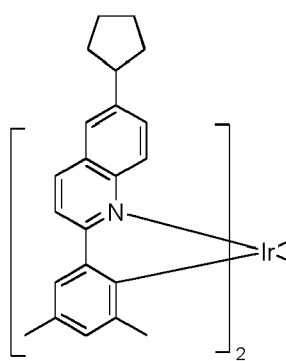
Compound E23



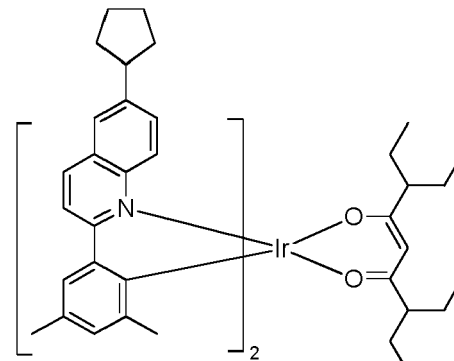
Compound E24

5

10



Compound E25

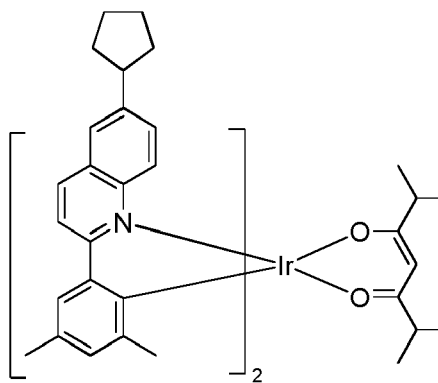


Compound E26

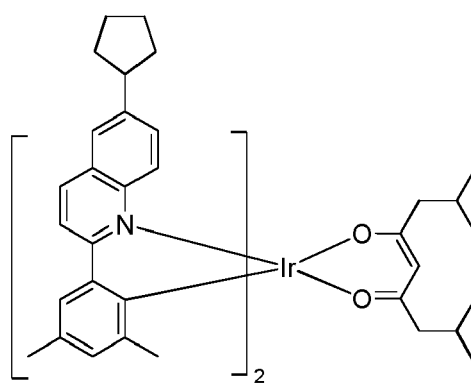
15

20

25



Compound E27

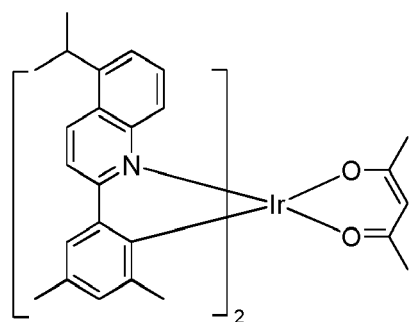


Compound E28

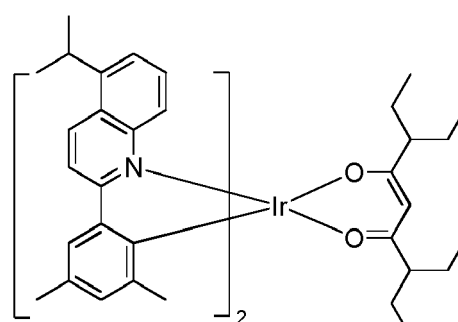
30

35

40



Compound E29

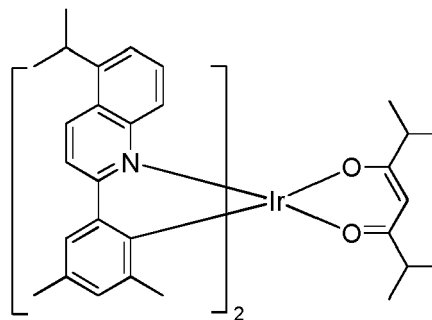


Compound E30

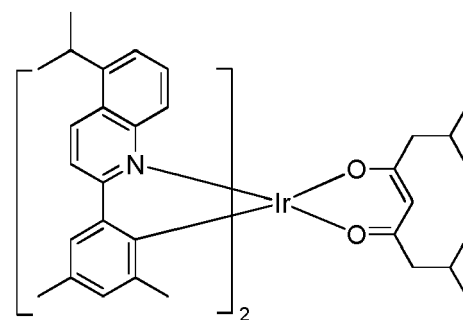
45

50

55



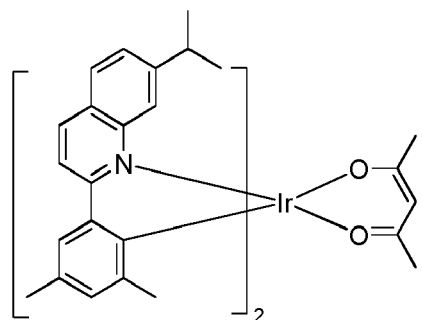
Compound E31



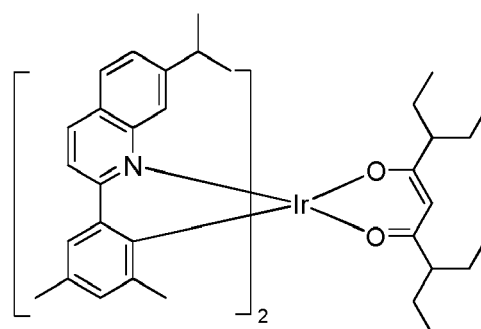
Compound E32

5

10



Compound E33

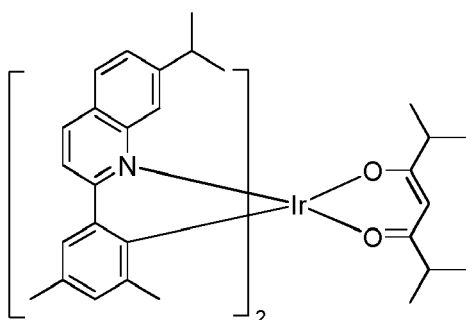


Compound E34

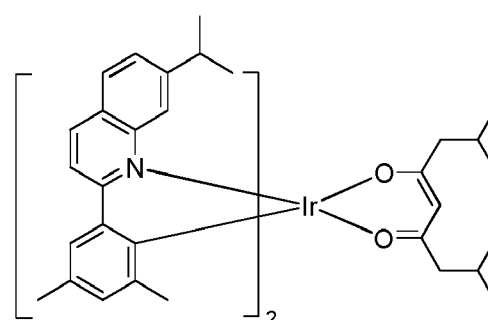
15

20

25



Compound E35

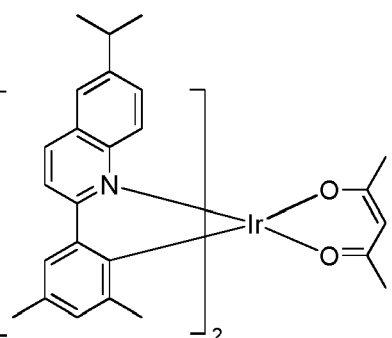


Compound E36

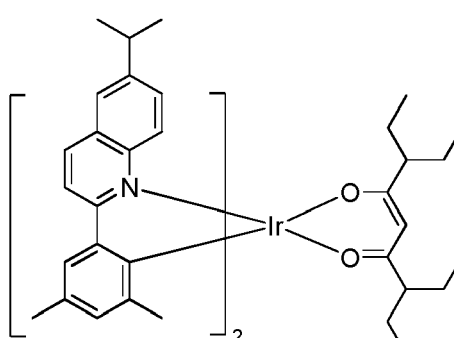
30

35

40



Compound E37

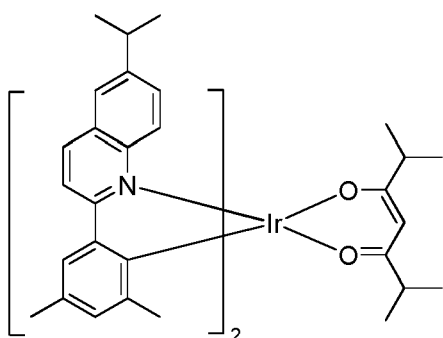


Compound E38

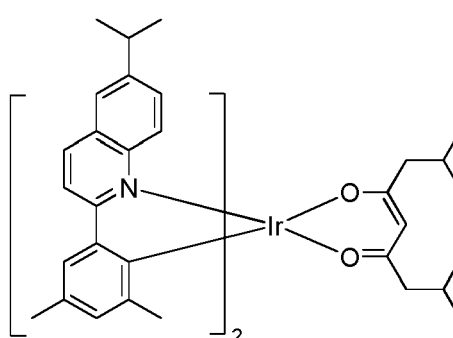
45

50

55



Compound E39



Compound E40

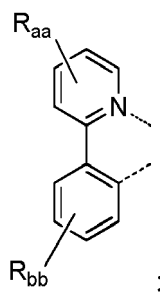
, and

13. The composition of claim 5, wherein the mixture of the first compound and the second compound is selected from the group consisting of: (Compound E5 and Compound H1), (Compound E1 and Compound H14), (Compound E4 and Compound H21), (Compound E9 and Compound H30), (Compound E17 and Compound H21), and (Compound E13 and Compound H33).

5

14. The composition of claim 1, wherein the first compound and the second compound each independently has the formula of  $\text{Ir}(\text{L}^1)_2(\text{L}^2)$ ;  
wherein  $\text{L}^1$  has the formula:

10

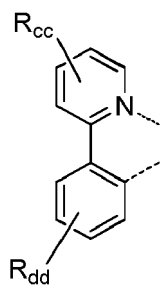


15

20

wherein  $\text{L}^2$  has the formula:

25



30

wherein  $\text{L}^1$  is different from  $\text{L}^2$ ;

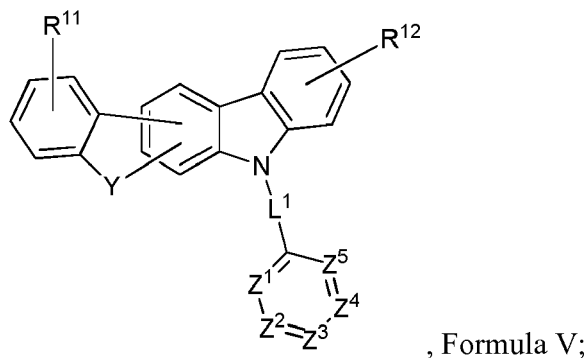
35

wherein  $\text{R}_{\text{aa}}$ ,  $\text{R}_{\text{bb}}$ ,  $\text{R}_{\text{cc}}$ , and  $\text{R}_{\text{dd}}$  may represent mono, di, tri, or tetra substitution, or no substitution;  
wherein  $\text{R}_{\text{aa}}$ ,  $\text{R}_{\text{bb}}$ ,  $\text{R}_{\text{cc}}$ , and  $\text{R}_{\text{dd}}$  are independently selected from the group consisting of hydrogen, deuterium, halogen, alkyl, cycloalkyl, heteroalkyl, arylalkyl, alkoxy, aryloxy, amino, silyl, alkenyl, cycloalkenyl, heteroalkenyl, alkynyl, aryl, heteroaryl, acyl, carbonyl, carboxylic acid, ester, nitrile, isonitrile, sulfanyl, sulfinyl, sulfonyl, phosphino, and combinations thereof; wherein two adjacent substituents of  $\text{R}_{\text{aa}}$ ,  $\text{R}_{\text{bb}}$ ,  $\text{R}_{\text{cc}}$ , and  $\text{R}_{\text{dd}}$  are optionally joined to form a fused ring or form a multidentate ligand; and  
wherein at least one of  $\text{R}_{\text{cc}}$  is a 5 or 6-membered carbocyclic or heterocyclic ring.

40

15. The composition of claim 1, wherein the first compound has the Formula V:

45



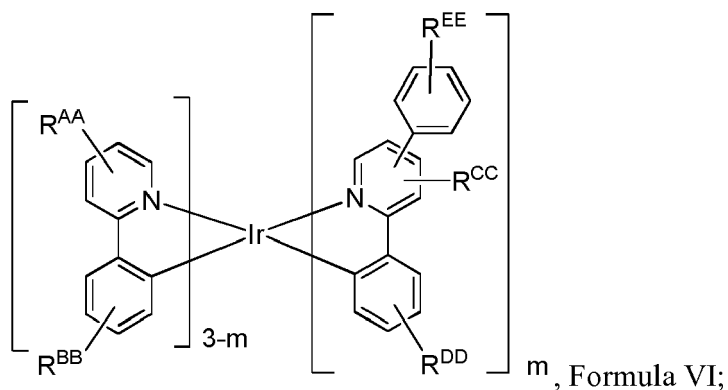
50

55

, Formula V;

wherein

$R^{11}$  and  $R^{12}$  each independently represent mono, di, tri, tetra substitutions, or no substitution;  
 $Y$  is selected from the group consisting of O, S, Se,  $NR'$ , and  $CR''R'''$ ;  
 $L^1$  is a single bond or comprises an aryl or heteroaryl group having from 5-24 carbon atoms, which is optionally  
 further substituted;  
 $Z^1, Z^2, Z^3, Z^4,$  and  $Z^5$  are each independently selected from group consisting of  $CR''''$  and N;  
 at least one of  $Z^1, Z^2, Z^3, Z^4,$  and  $Z^5$  is N; and  
 $R^{11}, R^{12}, R', R'', R''',$  and  $R''''$  are each independently selected from the group consisting of hydrogen, deuterium,  
 halide, alkyl, cycloalkyl, heteroalkyl, arylalkyl, alkoxy, aryloxy, amino, silyl, alkenyl, cycloalkenyl, heteroalkenyl,  
 alkynyl, aryl, heteroaryl, acyl, carbonyl, carboxylic acid, ester, nitrile, isonitrile, sulfanyl, sulfinyl, sulfonyl, phosphino,  
 and combinations thereof;  
 wherein the second compound has the Formula VI:



wherein

$R^{AA}, R^{BB}, R^{DD},$  and  $R^{EE}$  each independently represent mono, di, tri, tetra substitutions, or no substitution;  
 $R^{CC}$  represent mono, di, tri substitutions, or no substitution;  
 $R^{AA}, R^{BB}, R^{CC}, R^{DD},$  and  $R^{EE}$  are each independently selected from the group consisting of hydrogen, deuterium,  
 halide, alkyl, cycloalkyl, heteroalkyl, arylalkyl, alkoxy, aryloxy, amino, silyl, alkenyl, cycloalkenyl, heteroalkenyl,  
 alkynyl, aryl, heteroaryl, acyl, carbonyl, carboxylic acid, ester, nitrile, isonitrile, sulfanyl, sulfinyl, sulfonyl, phosphino,  
 and combinations thereof; and  
 $m$  is 1 or 2.

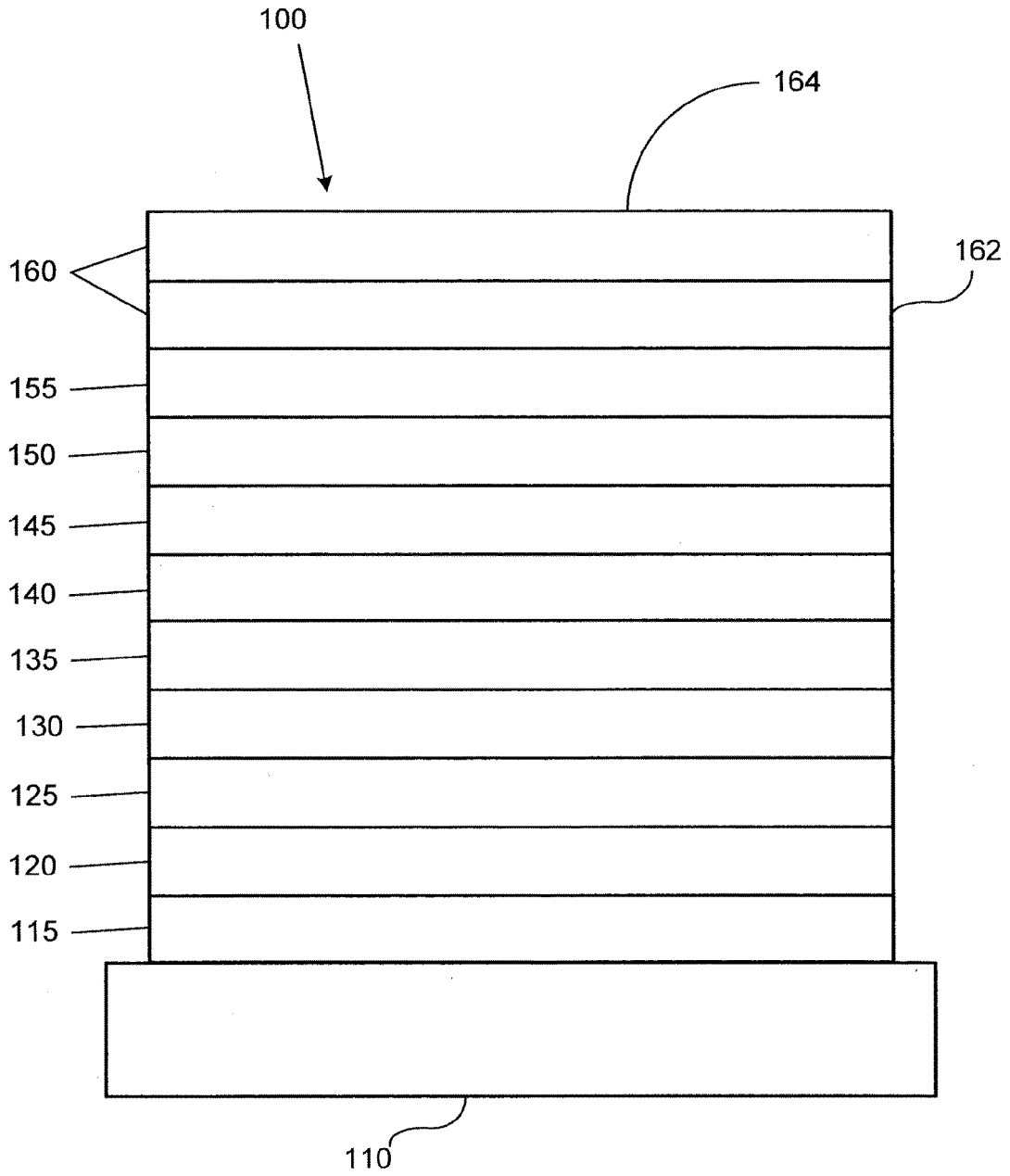


FIG. 1

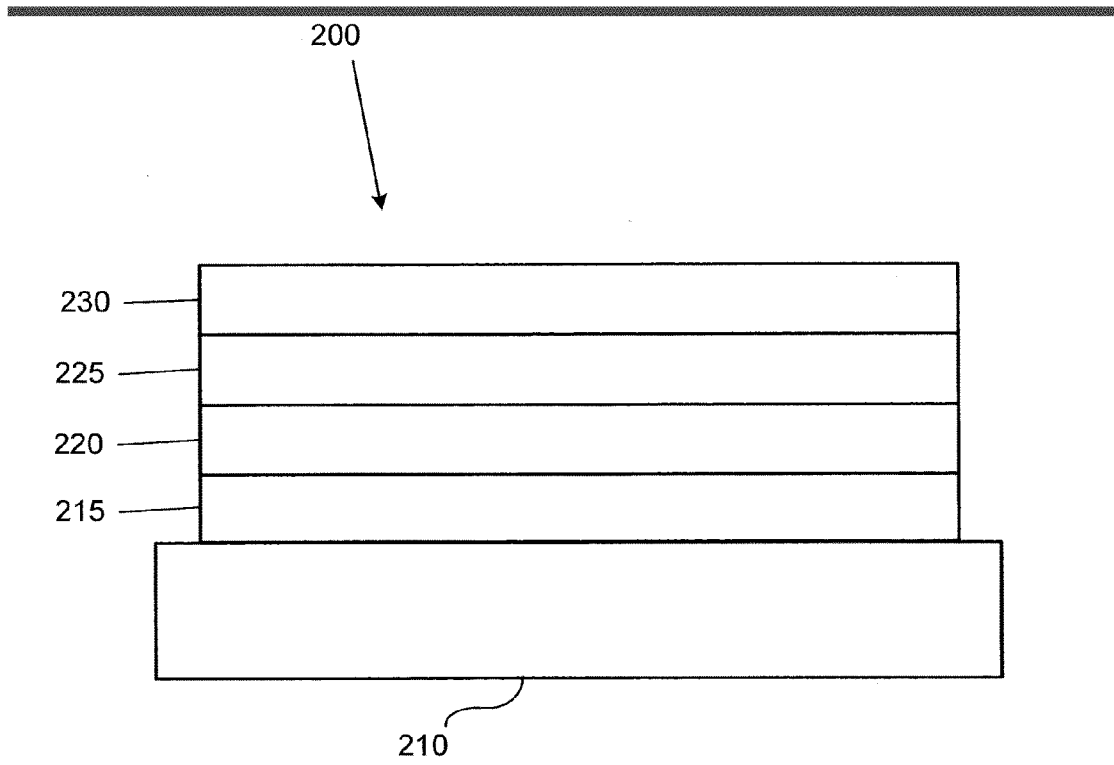


FIG. 2



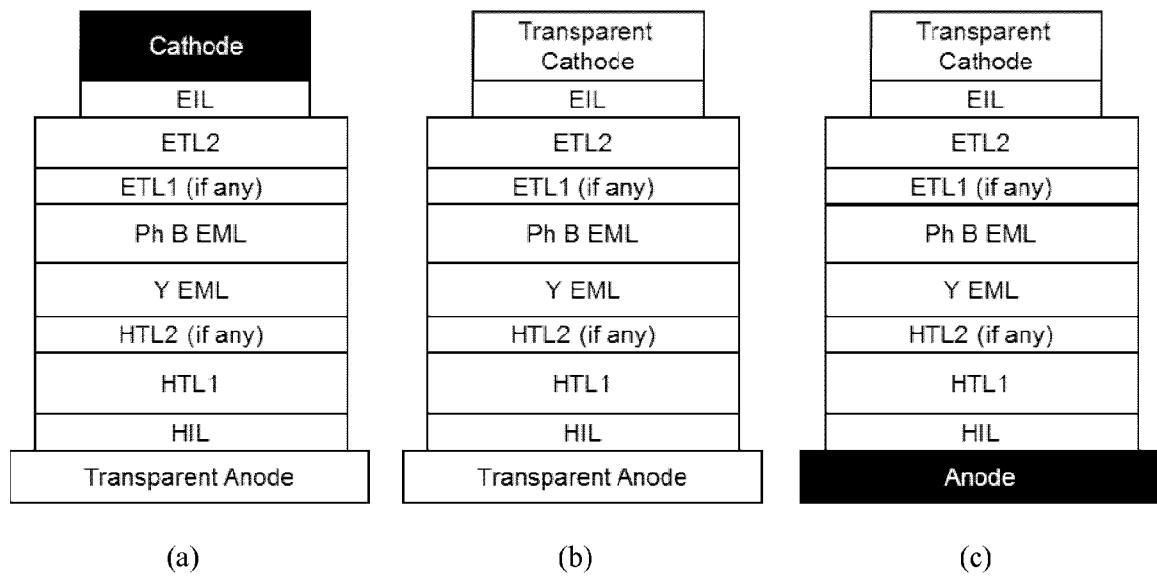


FIG. 3

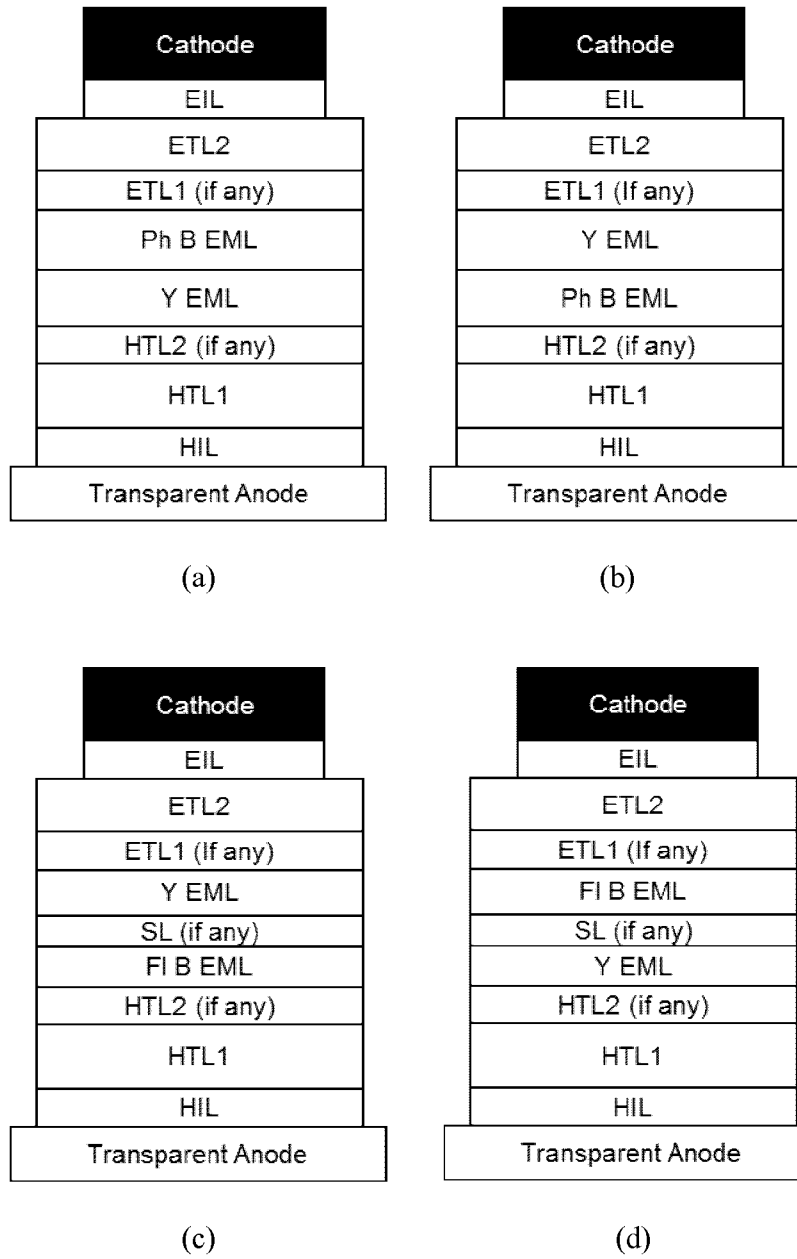


FIG. 4

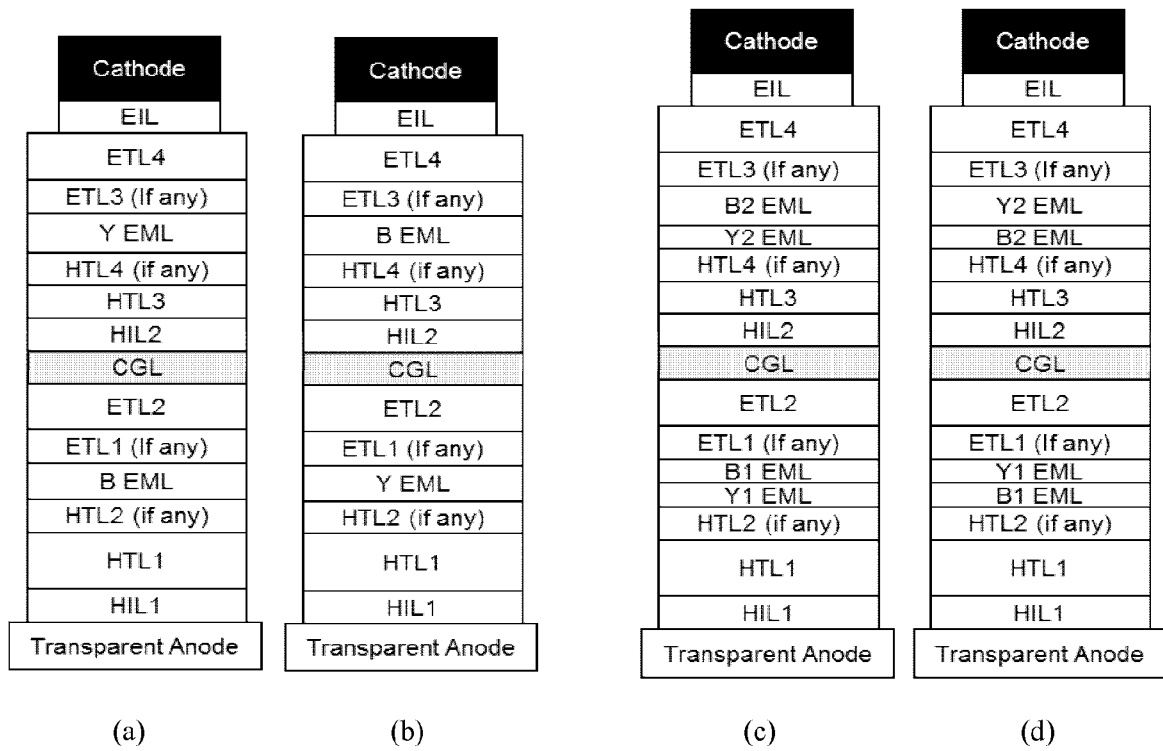


FIG. 5

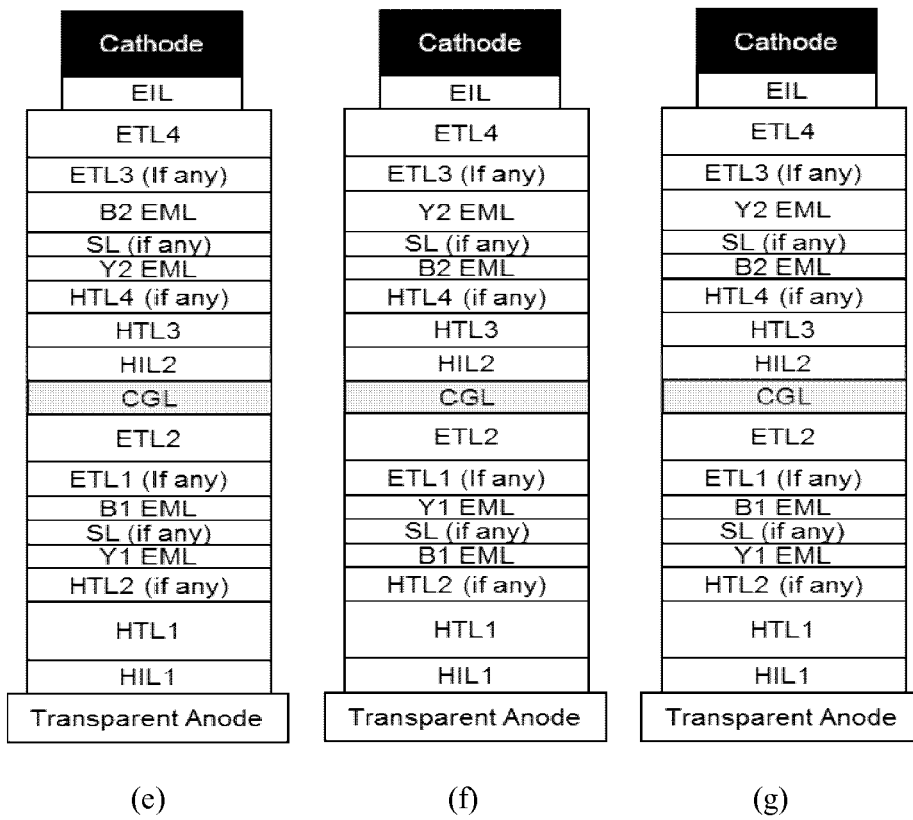


FIG. 5

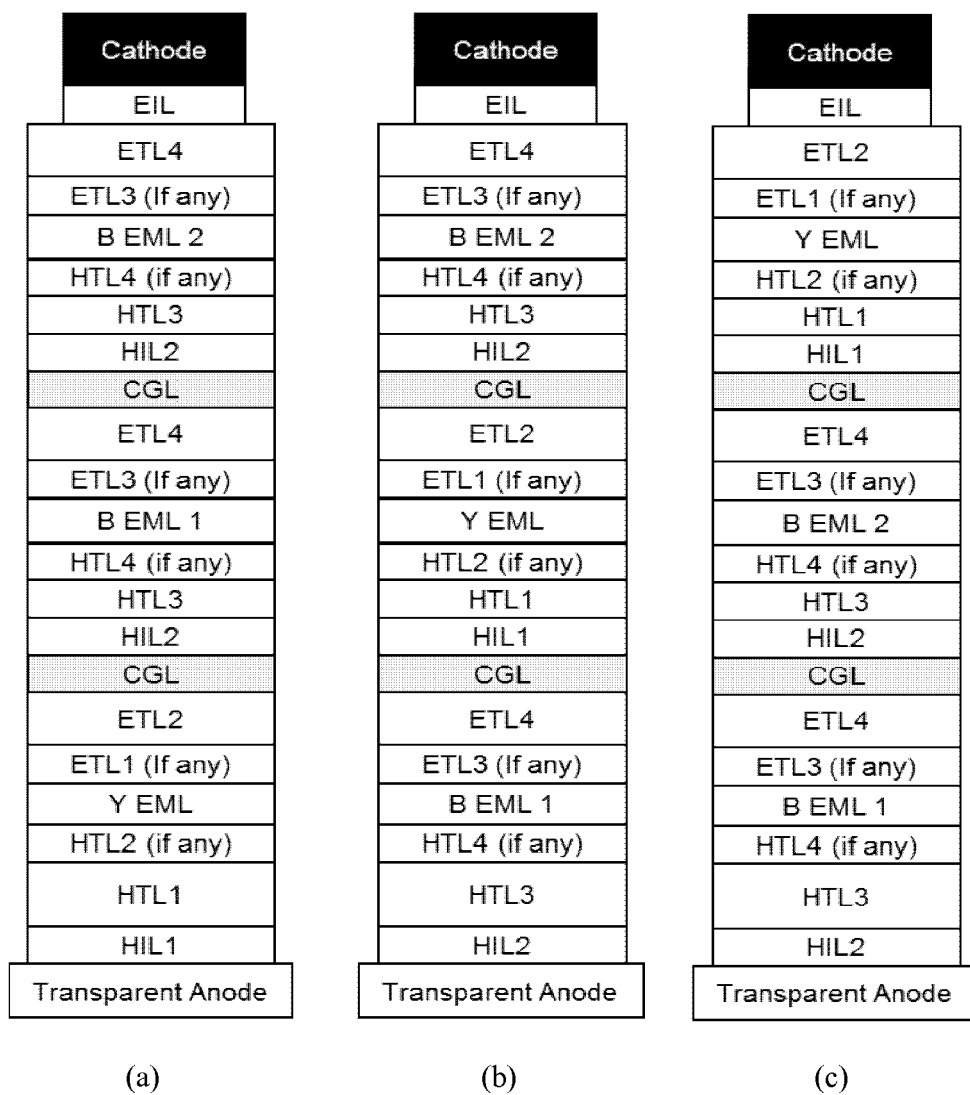


FIG. 6

## REFERENCES CITED IN THE DESCRIPTION

*This list of references cited by the applicant is for the reader's convenience only. It does not form part of the European patent document. Even though great care has been taken in compiling the references, errors or omissions cannot be excluded and the EPO disclaims all liability in this regard.*

## Patent documents cited in the description

- US 61940603 A [0001]
- US 61920544 B [0001]
- US 61894160 B [0001]
- US 61874444 B [0001]
- US 61867858 B [0001]
- US 5844363 A [0005] [0024]
- US 6303238 B [0005] [0024]
- US 5707745 A [0005] [0024] [0027]
- US 7279704 B [0015] [0022] [0023] [0152]
- US 4769292 A [0021]
- US 20030230980 A [0024]
- US 5703436 A [0024]
- US 6097147 A [0024]
- US 20040174116 A [0024]
- US 5247190 A, Friend [0027]
- US 6091195 A, Forrest [0027]
- US 5834893 A, Bulovic [0027]
- US 6013982 A [0028]
- US 6087196 A [0028]
- US 6337102 B, Forrest [0028]
- US 7431968 B [0028]
- US 6294398 B [0028]
- US 6468819 B [0028]
- US 7968146 B [0029]
- US 2007023098 W [0029]
- US 2009042829 W [0029]
- WO 2007002683 A [0152]
- US 20030162053 A [0152]
- EP 1725079 A1 [0152]
- US 20050123751 A [0152]
- WO 2009018009 A [0152]
- US 20020158242 A [0152]
- US 20060240279 A [0152]
- US 20080220265 A [0152]
- WO 2011075644 A [0152]
- EP 2350216 A [0152]
- US 5061569 A [0152]
- EP 650955 A [0152]
- US 20080124572 A [0152]
- US 20070278938 A [0152]
- US 20080106190 A [0152]
- US 20110163302 A [0152]
- US 20080018221 A [0152]
- US 20060202194 A [0152]
- WO 2005014551 A [0152]
- WO 2006072002 A [0152]
- WO 2009066779 A [0152]
- WO 2009066778 A [0152]
- WO 2009063833 A [0152]
- US 20090045731 A [0152]
- US 20090045730 A [0152]
- WO 2009008311 A [0152]
- US 20090008605 A [0152]
- US 20090009065 A [0152]
- WO 2010056066 A [0152]
- WO 201108686 A [0152]
- US 20030175553 A [0152]
- WO 2001039234 A [0152]
- US 20060280965 A [0152]
- WO 2009021126 A [0152]
- US 20090309488 A [0152]
- US 20090302743 A [0152]
- US 20100012931 A [0152]
- WO 2008056746 A [0152]
- WO 2010107244 A [0152]
- JP 2008074939 B [0152]
- US 20100187984 A [0152]
- WO 2004093207 A [0152]
- WO 2005089025 A [0152]
- WO 2006132173 A [0152]
- JP 200511610 B [0152]
- JP 2007254297 B [0152]
- WO 2007063796 A [0152]
- WO 2007063754 A [0152]
- WO 2004107822 A [0152]
- US 20050112407 A [0152]
- WO 2005030900 A [0152]
- US 20040137268 A [0152]
- US 20040137267 A [0152]
- US 20070190359 A [0152]
- WO 2006114966 A [0152]
- US 20090167162 A [0152]
- WO 2009086028 A [0152]
- US 20090030202 A [0152]
- US 20090017330 A [0152]
- US 20100084966 A [0152]
- US 20050238919 A [0152]
- WO 2009003898 A [0152]
- EP 2034538 A [0152]
- WO 2006100298 A [0152]
- US 20040115476 A [0152]
- US 20060121308 A [0152]
- US 7154114 B [0152]
- US 20030072964 A [0152]
- US 20070087321 A [0152]
- US 20080261076 A [0152]
- US 20100090591 A [0152]
- WO 2009100991 A [0152]

- WO 2008101842 A [0152]
- US 7232618 B [0152]
- WO 2003040257 A [0152]
- US 20070103060 A [0152]
- US 20050244673 A [0152]
- US 20020034656 A [0152]
- US 7332232 B [0152]
- US 20090108737 A [0152]
- WO 2010028151 A [0152]
- EP 1841834 B [0152]
- US 20060127696 A [0152]
- US 20090039776 A [0152]
- US 6921915 B [0152]
- US 20100244004 A [0152]
- US 6687266 B [0152]
- US 20060008670 A [0152]
- JP 2007123392 B [0152]
- WO 2010086089 A [0152]
- WO 201104498 A [0152]
- WO 2009050290 A [0152]
- US 20090165846 A [0152]
- US 20080015355 A [0152]
- US 20010015432 A [0152]
- US 20100295032 A [0152]
- US 7250226 B [0152]
- US 7396598 B [0152]
- WO 2002015645 A [0152]
- US 20060263635 A [0152]
- US 20060182992 A [0152]
- WO 2009000673 A [0152]
- US 20070111026 A [0152]
- US 20030138657 A [0152]
- US 20030152802 A [0152]
- US 7090928 B [0152]
- WO 2002002714 A [0152]
- WO 2006009024 A [0152]
- US 20060251923 A [0152]
- US 20110057559 A [0152]
- US 20110204333 A [0152]
- US 7393599 B [0152]
- WO 2006056418 A [0152]
- US 20050260441 A [0152]
- WO 2005019373 A [0152]
- US 7534505 B [0152]
- WO 2011051404 A [0152]
- US 7445855 B [0152]
- US 20080297033 A [0152]
- US 20100148663 A [0152]
- US 7338722 B [0152]
- US 20020134984 A [0152]
- WO 2005123873 A [0152]
- WO 2007004380 A [0152]
- WO 2006082742 A [0152]
- WO 2006098120 A [0152]
- WO 2006103874 A [0152]
- US 7655323 B [0152]
- US 20050025993 A [0152]
- WO 2008132085 A [0152]
- WO 2010079051 A [0152]
- WO 2003060956 A [0152]
- US 20090179554 A [0152]
- US 20090115316 A [0152]
- US 7230107 B [0152]
- US 20090101870 A [0152]
- US 20040036077 A [0152]
- US 6528187 B [0152]

#### Non-patent literature cited in the description

- **BALDO et al.** Highly Efficient Phosphorescent Emission from Organic Electroluminescent Devices. *Nature*, 1998, vol. 395, 151-154 [0022]
- **BALDO et al.** Very high-efficiency green organic light-emitting devices based on electrophosphorescence. *Appl. Phys. Lett.*, 1999, vol. 75 (3), 4-6 [0022]
- **BULL. et al.** *Mater. Sci.*, 2011, vol. 34, 7 [0047]
- *Appl. Phys. Lett.*, 1996, vol. 69, 2160 [0152]
- *J. Lumin.*, 1997, vol. 72-74, 985 [0152]
- *Appl. Phys. Lett.*, 2001, vol. 78, 673 [0152]
- *Synth. Met.*, 1997, vol. 87, 171 [0152]
- *SID Symposium Digest*, 2006, vol. 37, 923 [0152]
- *Appl. Phys. Lett.*, 1987, vol. 51, 913 [0152]
- *J. Mater. Chem.*, 1993, vol. 3, 319 [0152]
- *Appl. Phys. Lett.*, 2007, vol. 90, 183503 [0152]
- *Synth. Met.*, 1997, vol. 91, 209 [0152]
- *Adv. Mater.*, 1994, vol. 6, 677 [0152]
- *Synth. Met.*, 2000, vol. 111, 421 [0152]
- *Chem. Mater.*, 2003, vol. 15, 3148 [0152]
- *Appl. Phys. Lett.*, 2001, vol. 78, 1622 [0152]
- *Nature*, 1998, vol. 395, 151 [0152]
- *Appl. Phys. Lett.*, 2007, vol. 90, 123509 [0152]
- *Org. Electron.*, 2000, vol. 1, 15 [0152]
- *Appl. Phys. Lett.*, 2000, vol. 77, 2280 [0152]
- *J. Appl. Phys.*, 2001, vol. 90, 5048 [0152]
- *Appl. Phys. Lett.*, 2003, vol. 82, 2422 [0152]
- *Adv. Mater.*, 2007, vol. 19, 739 [0152]
- *Chem. Mater.*, 2005, vol. 17, 3532 [0152]
- *Adv. Mater.*, 2005, vol. 17, 1059 [0152]
- *Inorg. Chem.*, 2001, vol. 40, 1704 [0152]
- *Chem. Mater.*, 2004, vol. 16, 2480 [0152]
- *Adv. Mater.*, 2004, vol. 16, 2003 [0152]
- *Angew. Chem. Int. Ed.*, 2006, vol. 45, 7800 [0152]
- *Appl. Phys. Lett.*, 2005, vol. 86, 153505 [0152]
- *Chem. Lett.*, 2005, vol. 34, 592 [0152]
- *Chem. Commun.*, 2005, 2906 [0152]
- *Inorg. Chem.*, 2003, vol. 42, 1248 [0152]
- *Angew. Chem. Int. Ed.*, 2008, vol. 47, 4542 [0152]
- *Chem. Mater.*, 2006, vol. 18, 5119 [0152]
- *Inorg. Chem.*, 2007, vol. 46, 4308 [0152]
- *Organometallics*, 2004, vol. 23, 3745 [0152]
- *Appl. Phys. Lett.*, 1999, vol. 74, 1361 [0152]

## EP 2 849 240 A2

- *Appl. Phys. Lett.*, 1999, vol. 75, 4 [0152]
- *Appl. Phys. Lett.*, 2001, vol. 79, 449 [0152]
- *Appl. Phys. Lett.*, 2002, vol. 81, 162 [0152]
- *Appl. Phys. Lett.*, 2001, vol. 79, 156 [0152]
- *Appl. Phys. Lett.*, 2006, vol. 89, 063504 [0152]
- *Chem. Lett.*, 1993, vol. 5, 905 [0152]
- *Appl. Phys. Lett.*, 2007, vol. 91, 263503 [0152]
- *Appl. Phys. Lett.*, 1999, vol. 74, 865 [0152]
- *Appl. Phys. Lett.*, 1989, vol. 55, 1489 [0152]
- *Jpn. J. Apply. Phys.*, 1993, vol. 32, L917 [0152]
- *Org. Electron.*, 2003, vol. 4, 113 [0152]
- *J. Am. Chem. Soc.*, 1998, vol. 120, 9714 [0152]
- *J. Am. Chem. Soc.*, 2000, vol. 122, 1832 [0152]



专利名称(译)	有机电致发光材料和器件交叉引用相关应用		
公开(公告)号	<a href="#">EP2849240A2</a>	公开(公告)日	2015-03-18
申请号	EP2014181083	申请日	2014-08-14
[标]申请(专利权)人(译)	环球展览公司		
申请(专利权)人(译)	通用显示器公司		
当前申请(专利权)人(译)	通用显示器公司		
[标]发明人	ADAMOVICH VADIM YAMAMOTO HITOSHI WANG TING CHIH WEAVER MICHAEL S XIA CHUANJUN ALLEYENE BERT BOUDREAULT PIERRE LUC T DYATKIN ALEXEY BORISOVICH JOSEPH SCOTT		
发明人	ADAMOVICH, VADIM YAMAMOTO, HITOSHI WANG, TING-CHIH WEAVER, MICHAEL S. XIA, CHUANJUN ALLEYENE, BERT BOUDREAULT, PIERRE-LUC T. DYATKIN, ALEXEY BORISOVICH JOSEPH, SCOTT		
IPC分类号	H01L51/00 H01L51/50 C07F15/00 C07D403/04 C07D403/10 C07D471/04		
代理机构(译)	MAIWALD专利ADVOCATE GMBH		
优先权	61/867858 2013-08-20 US 61/874444 2013-09-06 US 61/894160 2013-10-22 US 61/920544 2013-12-24 US 61/940603 2014-02-17 US 14/253505 2014-04-15 US		
其他公开文献	EP2849240A3 EP2849240B1		
外部链接	<a href="#">Espacenet</a>		

#### 摘要(译)

本发明公开了一种由具有相似热蒸发性质的两种化合物的混合物形成的组合物，其预先混合到蒸发源中，该蒸发源可用于通过真空热蒸发工艺将两种化合物共蒸发成OLED中的发光层。

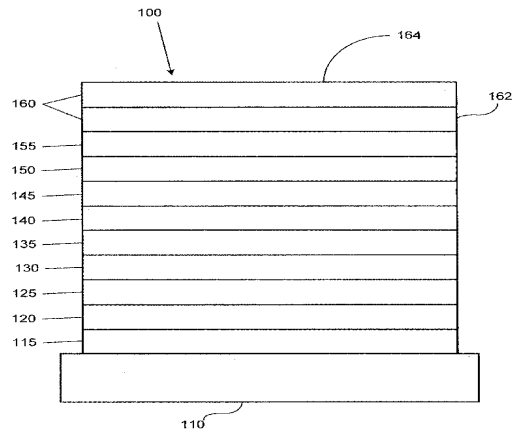


FIG. 1