

(19)



(11)

EP 2 594 572 B1

(12)

EUROPEAN PATENT SPECIFICATION

(45) Date of publication and mention of the grant of the patent:
24.04.2019 Bulletin 2019/17

(51) Int Cl.:
C09K 11/06 ^(2006.01) **H01L 51/00** ^(2006.01)
C07F 15/00 ^(2006.01) **H01L 51/50** ^(2006.01)

(21) Application number: **12192327.0**

(22) Date of filing: **13.11.2012**

(54) ORGANIC LIGHT EMITTING MATERIALS

ORGANISCHE LICHEMITTIERENDE MATERIALIEN

DISPOSITIF ÉLECTROLUMINESCENT ORGANIQUE

(84) Designated Contracting States:
AL AT BE BG CH CY CZ DE DK EE ES FI FR GB GR HR HU IE IS IT LI LT LU LV MC MK MT NL NO PL PT RO RS SE SI SK SM TR

(30) Priority: **21.11.2011 US 201113301179**

(43) Date of publication of application:
22.05.2013 Bulletin 2013/21

(73) Proprietor: **Universal Display Corporation**
Ewing, NJ 08618 (US)

(72) Inventors:

- **Ma, Bin**
Ewing, NJ 08618 (US)
- **DeAngelis, Alan**
Ewing, NJ 08618 (US)

- **Xia, Chuanjun**
Ewing, NJ 08618 (US)

(74) Representative: **Maiwald Patent- und Rechtsanwalts-gesellschaft mbH**
Elisenhof
Elisenstraße 3
80335 München (DE)

(56) References cited:
KR-A- 20110 077 173 US-A1- 2009 085 476

Remarks:

The file contains technical information submitted after the application was filed and not included in this specification

EP 2 594 572 B1

Note: Within nine months of the publication of the mention of the grant of the European patent in the European Patent Bulletin, any person may give notice to the European Patent Office of opposition to that patent, in accordance with the Implementing Regulations. Notice of opposition shall not be deemed to have been filed until the opposition fee has been paid. (Art. 99(1) European Patent Convention).

Description

FIELD OF THE INVENTION

5 **[0001]** The present invention relates to metal complexes containing heterocyclic ligands with at least two substituents on the heterocyclic ligand. These metal complexes are suitable for use in OLED devices.

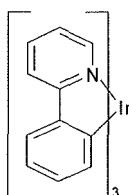
BACKGROUND

10 **[0002]** Opto-electronic devices that make use of organic materials are becoming increasingly desirable for a number of reasons. Many of the materials used to make such devices are relatively inexpensive, so organic opto-electronic devices have the potential for cost advantages over inorganic devices. In addition, the inherent properties of organic materials, such as their flexibility, may make them well suited for particular applications such as fabrication on a flexible substrate. Examples of organic opto-electronic devices include organic light emitting devices (OLEDs), organic photo-transistors, organic photovoltaic cells, and organic photodetectors. For OLEDs, the organic materials may have performance advantages over conventional materials. For example, the wavelength at which an organic emissive layer emits light may generally be readily tuned with appropriate dopants.

15 **[0003]** OLEDs make use of thin organic films that emit light when voltage is applied across the device. OLEDs are becoming an increasingly interesting technology for use in applications such as flat panel displays, illumination, and backlighting. Several OLED materials and configurations are described in U.S. Pat. Nos. 5,844,363, 6,303,238, and 5,707,745.

20 **[0004]** One application for phosphorescent emissive molecules is a full color display. Industry standards for such a display call for pixels adapted to emit particular colors, referred to as "saturated" colors. In particular, these standards call for saturated red, green, and blue pixels. Color may be measured using CIE coordinates, which are well known to the art.

25 **[0005]** One example of a green emissive molecule is tris(2-phenylpyridine) iridium, denoted Ir(ppy)₃, which has the following structure:



[0006] In this, and later figures herein, we depict the dative bond from nitrogen to metal (here, Ir) as a straight line.

40 **[0007]** As used herein, the term "organic" includes polymeric materials as well as small molecule organic materials that may be used to fabricate organic opto-electronic devices. "Small molecule" refers to any organic material that is not a polymer, and "small molecules" may actually be quite large. Small molecules may include repeat units in some circumstances. For example, using a long chain alkyl group as a substituent does not remove a molecule from the "small molecule" class. Small molecules may also be incorporated into polymers, for example as a pendent group on a polymer backbone or as a part of the backbone. Small molecules may also serve as the core moiety of a dendrimer, which consists of a series of chemical shells built on the core moiety. The core moiety of a dendrimer may be a fluorescent or phosphorescent small molecule emitter. A dendrimer may be a "small molecule," and it is believed that all dendrimers currently used in the field of OLEDs are small molecules.

45 **[0008]** As used herein, "top" means furthest away from the substrate, while "bottom" means closest to the substrate. Where a first layer is described as "disposed over" a second layer, the first layer is disposed further away from substrate. There may be other layers between the first and second layer, unless it is specified that the first layer is "in contact with" the second layer. For example, a cathode may be described as "disposed over" an anode, even though there are various organic layers in between.

50 **[0009]** As used herein, "solution processible" means capable of being dissolved, dispersed, or transported in and/or deposited from a liquid medium, either in solution or suspension form.

55 **[0010]** A ligand may be referred to as "photoactive" when it is believed that the ligand directly contributes to the photoactive properties of an emissive material. A ligand may be referred to as "ancillary" when it is believed that the ligand does not contribute to the photoactive properties of an emissive material, although an ancillary ligand may alter the properties of a photoactive ligand.

[0011] As used herein, and as would be generally understood by one skilled in the art, a first "Highest Occupied

Molecular Orbital" (HOMO) or "Lowest Unoccupied Molecular Orbital" (LUMO) energy level is "greater than" or "higher than" a second HOMO or LUMO energy level if the first energy level is closer to the vacuum energy level. Since ionization potentials (IP) are measured as a negative energy relative to a vacuum level, a higher HOMO energy level corresponds to an IP having a smaller absolute value (an IP that is less negative). Similarly, a higher LUMO energy level corresponds to an electron affinity (EA) having a smaller absolute value (an EA that is less negative). On a conventional energy level diagram, with the vacuum level at the top, the LUMO energy level of a material is higher than the HOMO energy level of the same material. A "higher" HOMO or LUMO energy level appears closer to the top of such a diagram than a "lower" HOMO or LUMO energy level.

[0012] As used herein, and as would be generally understood by one skilled in the art, a first work function is "greater than" or "higher than" a second work function if the first work function has a higher absolute value. Because work functions are generally measured as negative numbers relative to vacuum level, this means that a "higher" work function is more negative. On a conventional energy level diagram, with the vacuum level at the top, a "higher" work function is illustrated as further away from the vacuum level in the downward direction. Thus, the definitions of HOMO and LUMO energy levels follow a different convention than work functions.

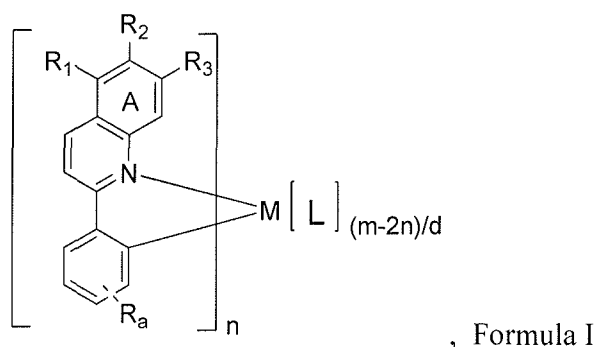
[0013] More details on OLEDs, and the definitions described above, can be found in US Pat. No. 7,279,704.

[0014] US 2009/0085476 A1 discloses red phosphorescent compounds and OLEDs using the same. Compounds A49 to A56 relate to iridium complexes comprising ligands with t-butyl substituents.

SUMMARY OF THE INVENTION

[0015] The invention is disclosed in the independent claims and preferred embodiments are disclosed in the dependent claims.

[0016] Disclosed is a compound having the formula:

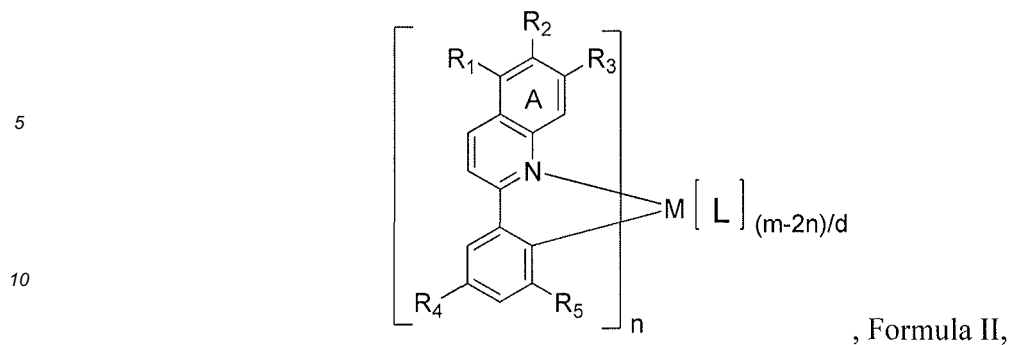


is provided.

M is iridium, L is a second ligand, m is the maximum coordination number of the metal M, d is the denticity of L, and n is at least 1.

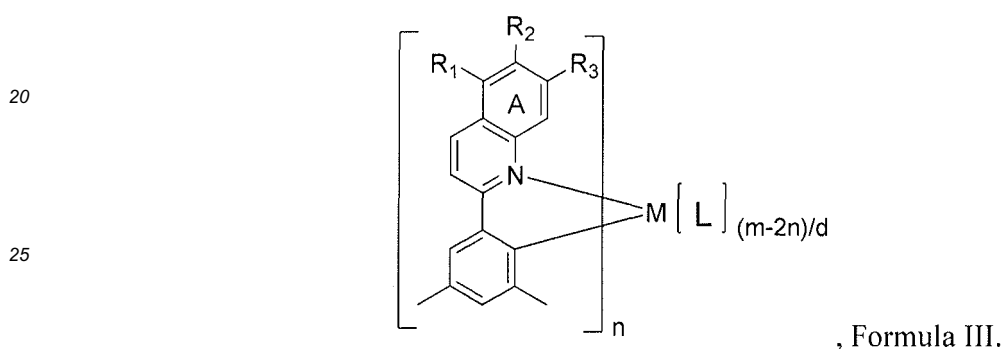
[0017] Each of R_1 , R_2 and R_3 is independently selected from the group consisting of hydrogen, deuterium, alkyl, silyl, germyl, cycloalkyl, and combinations thereof. At least two of R_1 , R_2 and R_3 are not hydrogen or deuterium. The sum of the number of carbon atoms in R_1 , R_2 and R_3 is at least 4, and any carbon atom in R_1 , R_2 , or R_3 attached directly to ring A is a primary, a secondary, or a tertiary carbon atom. R_a represents mono-, di-, tri-, or tetra-substitution, and R_a is selected from the group consisting of hydrogen, deuterium, halide, alkyl, cycloalkyl, heteroalkyl, arylalkyl, alkoxy, aryloxy, amino, silyl, alkenyl, cycloalkenyl, heteroalkenyl, alkynyl, aryl, heteroaryl, acyl, carbonyl, carboxylic acids, ester, nitrile, isonitrile, sulfanyl, sulfinyl, sulfonyl, phosphino, and combinations thereof.

[0018] In one disclosure, the compound has the formula:



wherein R_4 and R_5 are alkyl.

15 **[0019]** In one disclosure, the compound has the formula:

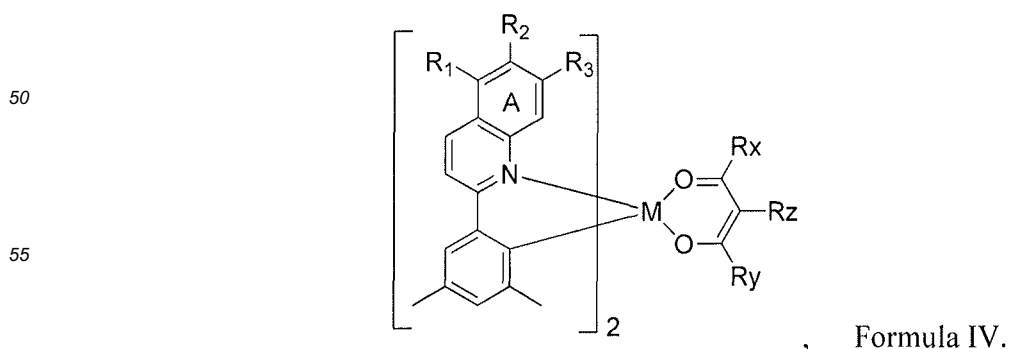


30 **[0020]** In one disclosure, n is 2. In one disclosure, L is a monoanionic bidentate ligand. In another disclosure, L is



40 and R_x , R_y , and R_z are each independently selected from the group consisting of hydrogen, deuterium, halide, alkyl, cycloalkyl, heteroalkyl, arylalkyl, alkoxy, aryloxy, amino, silyl, alkenyl, cycloalkenyl, heteroalkenyl, alkynyl, aryl, heteroaryl, acyl, carbonyl, carboxylic acids, ester, nitrile, isonitrile, sulfanyl, sulfinyl, sulfonyl, phosphino, and combinations thereof.

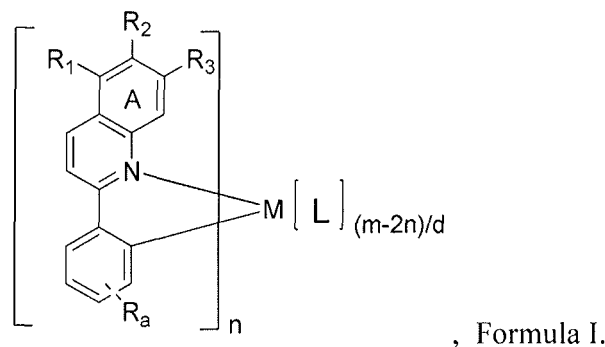
45 **[0021]** In one disclosure, R_x , R_y , and R_z are independently selected from the group consisting of alkyl, hydrogen, deuterium, and combinations thereof. In one disclosure, R_z is hydrogen or deuterium, and R_x and R_y are independently selected from the group consisting of methyl, $\text{CH}(\text{CH}_3)_2$, and $\text{CH}_2\text{CH}(\text{CH}_3)_2$. In one disclosure, the compound has the formula:



[0022] In one disclosure, R_1 and R_3 are alkyl. In one aspect, R_1 and R_2 are alkyl. In one disclosure, R_2 and R_3 are alkyl. In one disclosure, R_1 and R_3 are silyl or germlyl. In one disclosure, R_1 , R_2 and R_3 are independently selected from the group consisting of: $\text{CH}(\text{CH}_3)_2$, $\text{CH}_2\text{CH}(\text{CH}_3)_2$, $\text{CH}_2\text{C}(\text{CH}_3)_3$, cyclopentyl, cyclohexyl, ethyl, trimethylsilyl, triethylsilyl, triisopropylsilyl, trimethylgermyl, triethylgermyl, and triisopropylgermyl.

[0023] In one disclosure, the compound is selected from the group consisting of Compound 1 - Compound 60.

[0024] In one disclosure, a first device is provided. The first device comprises a first organic light emitting device, further comprising: an anode, a cathode, and an organic layer, disposed between the anode and the cathode, comprising a compound having the formula:



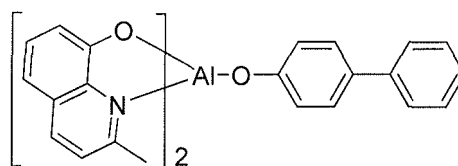
M is iridium, L is a second ligand, m is the maximum coordination number of the metal M, d is the denticity of L, and n is at least 1.

[0025] Each of R_1 , R_2 and R_3 is independently selected from the group consisting of hydrogen, deuterium, alkyl, silyl, germlyl, cycloalkyl, and combinations thereof. At least two of R_1 , R_2 and R_3 are not hydrogen or deuterium. The sum of the number of carbon atoms in R_1 , R_2 and R_3 is at least 4, and any carbon atom in R_1 , R_2 , or R_3 attached directly to ring A is a primary, a secondary, or a tertiary carbon atom. R_a represents mono-, di-, tri-, or tetra-substitution, and R_a is selected from the group consisting of hydrogen, deuterium, halide, alkyl, cycloalkyl, heteroalkyl, arylalkyl, alkoxy, aryloxy, amino, silyl, alkenyl, cycloalkenyl, heteroalkenyl, alkynyl, aryl, heteroaryl, acyl, carbonyl, carboxylic acids, ester, nitrile, isonitrile, sulfanyl, sulfinyl, sulfonyl, phosphino, and combinations thereof.

[0026] In one disclosure, the first device is a consumer product. In another disclosure, the first device is an organic light-emitting device.

[0027] In one disclosure, the first device comprises a lighting panel. In one disclosure, the organic layer is an emissive layer and the compound is a non-emissive dopant. In one disclosure, the organic layer further comprises a host.

[0028] In one disclosure, the host is a metal 8-hydroxyquinolate. In one aspect, the host is:



BRIEF DESCRIPTION OF THE DRAWINGS

[0029]

FIG. 1 shows an organic light emitting device.

FIG. 2 shows an inverted organic light emitting device that does not have a separate electron transport layer.

FIG. 3 shows a compound of Formula I.

DETAILED DESCRIPTION

[0030] Generally, an OLED comprises at least one organic layer disposed between and electrically connected to an anode and a cathode. When a current is applied, the anode injects holes and the cathode injects electrons into the organic layer(s). The injected holes and electrons each migrate toward the oppositely charged electrode. When an electron and hole localize on the same molecule, an "exciton," which is a localized electron-hole pair having an excited

energy state, is formed. Light is emitted when the exciton relaxes via a photoemissive mechanism. In some cases, the exciton may be localized on an excimer or an exciplex. Non-radiative mechanisms, such as thermal relaxation, may also occur, but are generally considered undesirable.

5 [0031] The initial OLEDs used emissive molecules that emitted light from their singlet states ("fluorescence") as disclosed, for example, in U.S. Pat. No. 4,769,292. Fluorescent emission generally occurs in a time frame of less than 10 nanoseconds.

10 [0032] More recently, OLEDs having emissive materials that emit light from triplet states ("phosphorescence") have been demonstrated. Baldo et al., "Highly Efficient Phosphorescent Emission from Organic Electroluminescent Devices," Nature, vol. 395, 151-154, 1998; ("Baldo-I") and Baldo et al., "Very high-efficiency green organic light-emitting devices based on electrophosphorescence," Appl. Phys. Lett., vol. 75, No. 3, 4-6 (1999) ("Baldo-II"). Phosphorescence is described in more detail in US Pat. No. 7,279,704 at cols. 5-6.

15 [0033] FIG. 1 shows an organic light emitting device 100. The figures are not necessarily drawn to scale. Device 100 may include a substrate 110, an anode 115, a hole injection layer 120, a hole transport layer 125, an electron blocking layer 130, an emissive layer 135, a hole blocking layer 140, an electron transport layer 145, an electron injection layer 150, a protective layer 155, and a cathode 160. Cathode 160 is a compound cathode having a first conductive layer 162 and a second conductive layer 164. Device 100 may be fabricated by depositing the layers described, in order. The properties and functions of these various layers, as well as example materials, are described in more detail in US 7,279,704 at cols. 6-10.

20 [0034] More examples for each of these layers are available. For example, a flexible and transparent substrate-anode combination is disclosed in U.S. Pat. No. 5,844,363. An example of a p-doped hole transport layer is m-MTDATA doped with F.sub.4-TCNQ at a molar ratio of 50:1, as disclosed in U.S. Patent Application Publication No. 2003/0230980. Examples of emissive and host materials are disclosed in U.S. Pat. No. 6,303,238 to Thompson et al. An example of an n-doped electron transport layer is BPhen doped with Li at a molar ratio of 1:1, as disclosed in U.S. Patent Application Publication No. 2003/0230980. U.S. Pat. Nos. 5,703,436 and 5,707,745 disclose examples of cathodes including compound cathodes having a thin layer of metal such as Mg:Ag with an overlying transparent, electrically-conductive, sputter-deposited ITO layer. The theory and use of blocking layers is described in more detail in U.S. Pat. No. 6,097,147 and U.S. Patent Application Publication No. 2003/0230980. Examples of injection layers are provided in U.S. Patent Application Publication No. 2004/0174116. A description of protective layers may be found in U.S. Patent Application Publication No. 2004/0174116.

25 [0035] FIG. 2 shows an inverted OLED 200. The device includes a substrate 210, a cathode 215, an emissive layer 220, a hole transport layer 225, and an anode 230. Device 200 may be fabricated by depositing the layers described, in order. Because the most common OLED configuration has a cathode disposed over the anode, and device 200 has cathode 215 disposed under anode 230, device 200 may be referred to as an "inverted" OLED. Materials similar to those described with respect to device 100 may be used in the corresponding layers of device 200. FIG. 2 provides one example of how some layers may be omitted from the structure of device 100.

30 [0036] The simple layered structure illustrated in FIGS. 1 and 2 is provided by way of non-limiting example, and it is understood that embodiments of the invention may be used in connection with a wide variety of other structures. The specific materials and structures described are exemplary in nature, and other materials and structures may be used. Functional OLEDs may be achieved by combining the various layers described in different ways, or layers may be omitted entirely, based on design, performance, and cost factors. Other layers not specifically described may also be included. Materials other than those specifically described may be used. Although many of the examples provided herein describe various layers as comprising a single material, it is understood that combinations of materials, such as a mixture of host and dopant, or more generally a mixture, may be used. Also, the layers may have various sublayers. The names given to the various layers herein are not intended to be strictly limiting. For example, in device 200, hole transport layer 225 transports holes and injects holes into emissive layer 220, and may be described as a hole transport layer or a hole injection layer. In one embodiment, an OLED may be described as having an "organic layer" disposed between a cathode and an anode. This organic layer may comprise a single layer, or may further comprise multiple layers of different organic materials as described, for example, with respect to FIGS. 1 and 2.

35 [0037] Structures and materials not specifically described may also be used, such as OLEDs comprised of polymeric materials (PLEDs) such as disclosed in U.S. Pat. No. 5,247,190 to Friend et al. By way of further example, OLEDs having a single organic layer may be used. OLEDs may be stacked, for example as described in U.S. Pat. No. 5,707,745 to Forrest et al. The OLED structure may deviate from the simple layered structure illustrated in FIGS. 1 and 2. For example, the substrate may include an angled reflective surface to improve out-coupling, such as a mesa structure as described in U.S. Pat. No. 6,091,195 to Forrest et al., and/or a pit structure as described in U.S. Pat. No. 5,834,893 to Bulovic et al.

40 [0038] Unless otherwise specified, any of the layers of the various embodiments may be deposited by any suitable method. For the organic layers, preferred methods include thermal evaporation, ink-jet, such as described in U.S. Pat. Nos. 6,013,982 and 6,087,196, organic vapor phase deposition (OVPD), such as described in U.S. Pat. No. 6,337,102

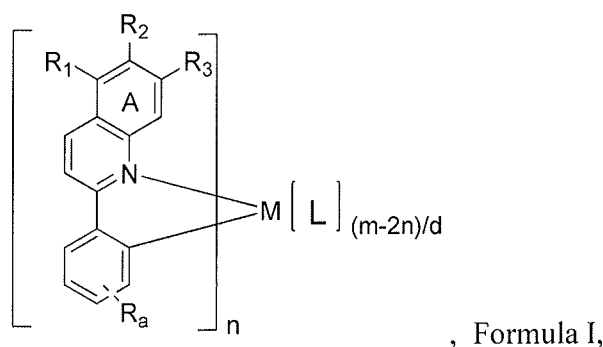
to Forrest et al., and deposition by organic vapor jet printing (OVJP), such as described in U.S. patent application Ser. No. 10/233,470. Other suitable deposition methods include spin coating and other solution based processes. Solution based processes are preferably carried out in nitrogen or an inert atmosphere. For the other layers, preferred methods include thermal evaporation. Preferred patterning methods include deposition through a mask, cold welding such as described in U.S. Pat. Nos. 6,294,398 and 6,468,819, and patterning associated with some of the deposition methods such as ink-jet and OVJD. Other methods may also be used. The materials to be deposited may be modified to make them compatible with a particular deposition method. For example, substituents such as alkyl and aryl groups, branched or unbranched, and preferably containing at least 3 carbons, may be used in small molecules to enhance their ability to undergo solution processing. Substituents having 20 carbons or more may be used, and 3-20 carbons is a preferred range. Materials with asymmetric structures may have better solution processibility than those having symmetric structures, because asymmetric materials may have a lower tendency to recrystallize. Dendrimer substituents may be used to enhance the ability of small molecules to undergo solution processing.

[0039] Devices fabricated in accordance with embodiments of the invention may be incorporated into a wide variety of consumer products, including flat panel displays, computer monitors, medical monitors, televisions, billboards, lights for interior or exterior illumination and/or signaling, heads up displays, fully transparent displays, flexible displays, laser printers, telephones, cell phones, personal digital assistants (PDAs), laptop computers, digital cameras, camcorders, viewfinders, micro-displays, vehicles, a large area wall, theater or stadium screen, or a sign. Various control mechanisms may be used to control devices fabricated in accordance with the present invention, including passive matrix and active matrix. Many of the devices are intended for use in a temperature range comfortable to humans, such as 18 degrees C. to 30 degrees C., and more preferably at room temperature (20-25 degrees C.).

[0040] The materials and structures described herein may have applications in devices other than OLEDs. For example, other optoelectronic devices such as organic solar cells and organic photodetectors may employ the materials and structures. More generally, organic devices, such as organic transistors, may employ the materials and structures.

[0041] The terms halo, halogen, alkyl, cycloalkyl, alkenyl, alkynyl, arylkyl, heterocyclic group, aryl, aromatic group, and heteroaryl are known to the art, and are defined in US 7,279,704 at cols. 31-32.

[0042] In one disclosure, a compound having the formula:



is provided.

M is Ir, L is a second ligand, m is the maximum coordination number of the metal M, d is the denticity of L, and n is at least 1. By "denticity" it is meant that d numerically represents the number of bonds a second ligand L makes with metal M. Thus, if L is a monodentate ligand, then d is 1, if L is a bidentate ligand, d is 2, etc.

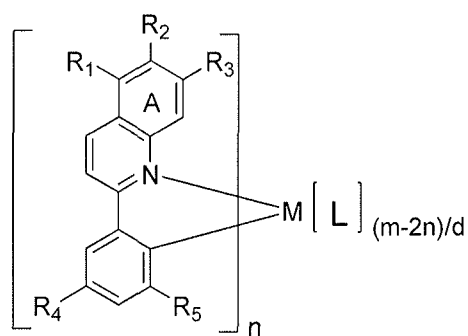
[0043] Each of R_1 , R_2 and R_3 is independently selected from the group consisting of hydrogen, deuterium, alkyl, silyl, germyl, cycloalkyl, and combinations thereof. At least two of R_1 , R_2 and R_3 are not hydrogen or deuterium. The sum of the number of carbon atoms in R_1 , R_2 and R_3 is at least 4, and any carbon atom in R_1 , R_2 , or R_3 attached directly to ring A is a primary, a secondary, or a tertiary carbon atom. R_a represents mono-, di-, tri-, or tetra-substitution, and R_a is selected from the group consisting of hydrogen, deuterium, halide, alkyl, cycloalkyl, heteroalkyl, arylalkyl, alkoxy, aryloxy, amino, silyl, alkenyl, cycloalkenyl, heteroalkenyl, alkynyl, aryl, heteroaryl, acyl, carbonyl, carboxylic acids, ester, nitrile, isonitrile, sulfanyl, sulfinyl, sulfonyl, phosphino, and combinations thereof.

[0044] It has been unexpectedly discovered that alkyl substitution at two or more of positions R_1 through R_3 results in compounds of Formula I with desirable properties. These properties enable OLED devices that incorporate compounds of Formula I to have improved properties such as higher efficiency and longer lifetime. Alkyl substitution at two or more of positions R_1 through R_3 also results in compounds with lowered sublimation temperatures despite the fact that these compounds have higher molecular weights than compounds with all hydrogen substitution at R_1 through R_3 . Without being bound by theory, it is believed that this decrease in sublimation temperature may be the result of decreased or less efficient molecular stacking in the solid state, thereby decreasing the energy required to disrupt the crystal lattice

and resulting in decreased sublimation temperatures. Lower sublimation temperatures advantageously allow for easier purification of compounds of Formula I and better thermal stability in manufacturing.

[0045] Additionally, it has been surprisingly discovered that when any carbon atom in R₁, R₂, or R₃ attached directly to ring A is a primary, a secondary, or a tertiary carbon atom, the compounds are more stable in OLED devices than if a quaternary carbon is directly attached to ring A. Without being bound by theory, it is believed that an alkyl group bearing a quaternary carbon center, such as a *t*-butyl group directly connected to the aromatic part of the ligand, is prone to de-alkylation owing to the relatively high stability of the *t*-butyl carbocation, which is believed to form during regular OLED operation when such groups are attached to compounds of Formula I or to similar compounds. This facile de-alkylation is believed to have a detrimental effect on OLED operation resulting in decreased device lifetime.

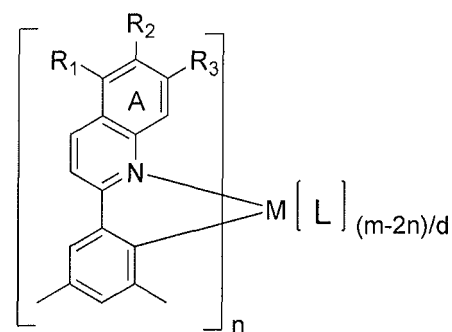
[0046] In one disclosure, the compound has the formula:



, Formula II,

wherein R₄ and R₅ are alkyl.

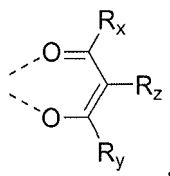
[0047] In one disclosure, the compound has the formula:



, Formula III.

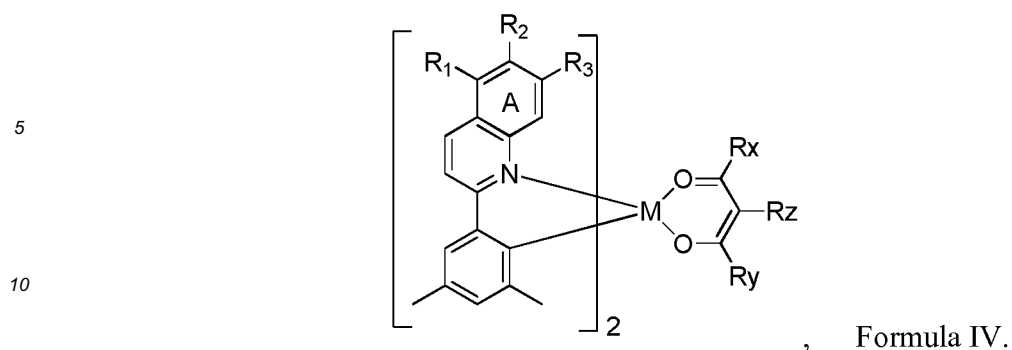
M is Ir.

[0048] In one disclosure, L is a monoanionic bidentate ligand. In another disclosure, L is



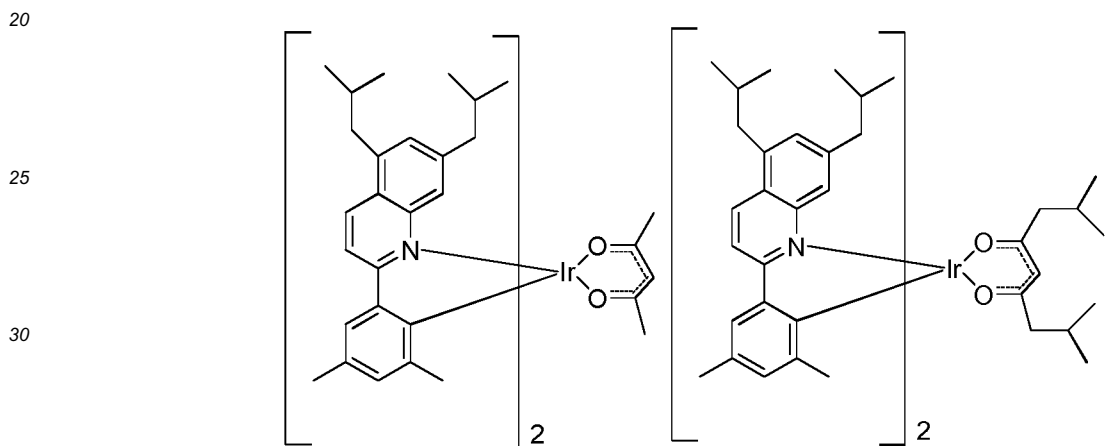
and R_x, R_y, and R_z are each independently selected from the group consisting of hydrogen, deuterium, halide, alkyl, cycloalkyl, heteroalkyl, arylalkyl, alkoxy, aryloxy, amino, silyl, alkenyl, cycloalkenyl, heteroalkenyl, alkynyl, aryl, heteroaryl, acyl, carbonyl, carboxylic acids, ester, nitrile, isonitrile, sulfanyl, sulfinyl, sulfonyl, phosphino, and combinations thereof.

[0049] In one disclosure, R_x, R_y, and R_z are independently selected from the group consisting of alkyl, hydrogen, deuterium, and combinations thereof. In one disclosure, R_z is hydrogen or deuterium, and R_x and R_y are independently selected from the group consisting of methyl, CH(CH₃)₂, and CH₂CH(CH₃)₂. In one disclosure, the compound has the formula:



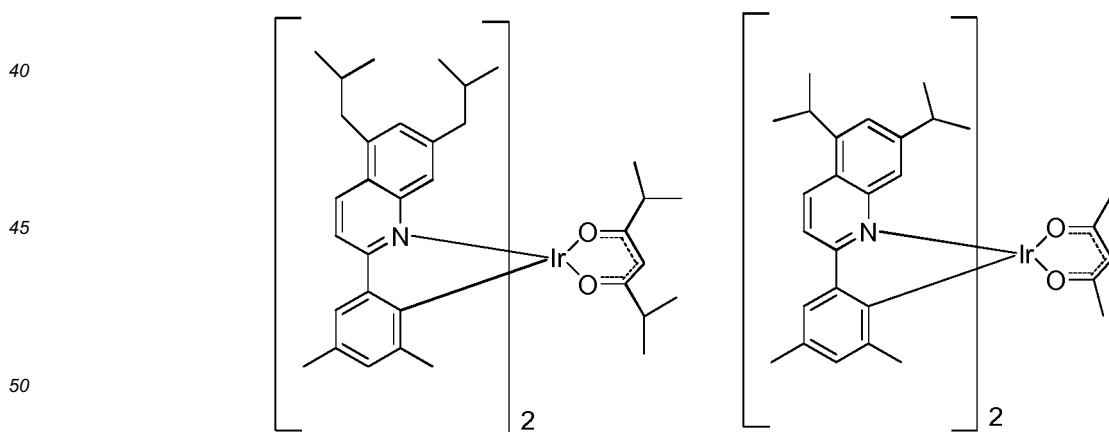
15 **[0050]** In one disclosure, R_1 and R_3 are alkyl. In one disclosure, R_1 and R_2 are alkyl. In one disclosure, R_2 and R_3 are alkyl. In one disclosure, R_1 and R_3 are silyl or germyl. In one disclosure, R_1 , R_2 and R_3 are independently selected from the group consisting of: $\text{CH}(\text{CH}_3)_2$, $\text{CH}_2\text{CH}(\text{CH}_3)_2$, $\text{CH}_2\text{C}(\text{CH}_3)_3$, cyclopentyl, cyclohexyl, ethyl, trimethylsilyl, triethylsilyl, triisopropylsilyl, trimethylgermyl, triethylgermyl, and triisopropylgermyl.

20 **[0051]** In one disclosure, the compound is selected from the group consisting of:



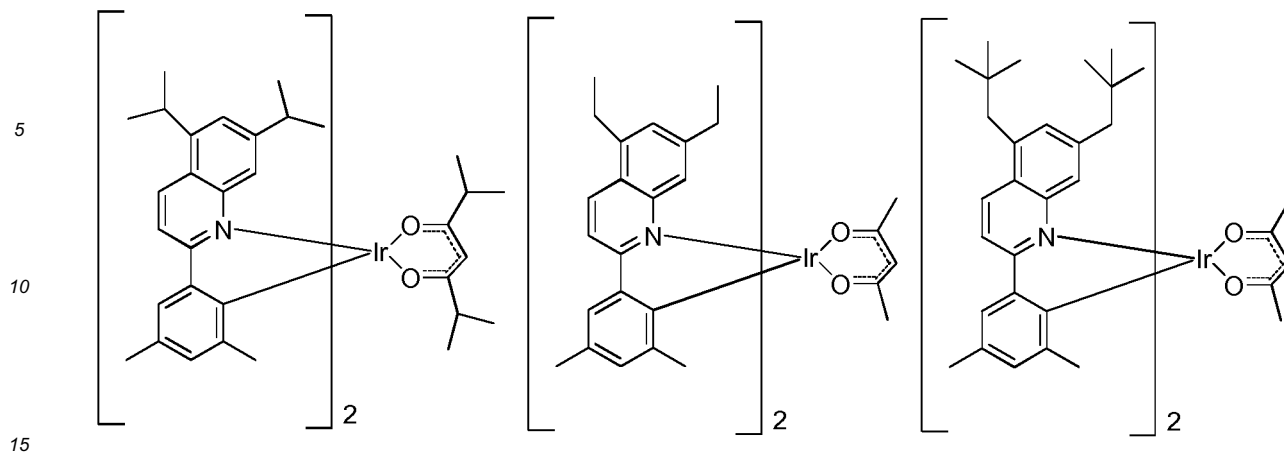
35 **Compound 1**

Compound 2



55 **Compound 3**

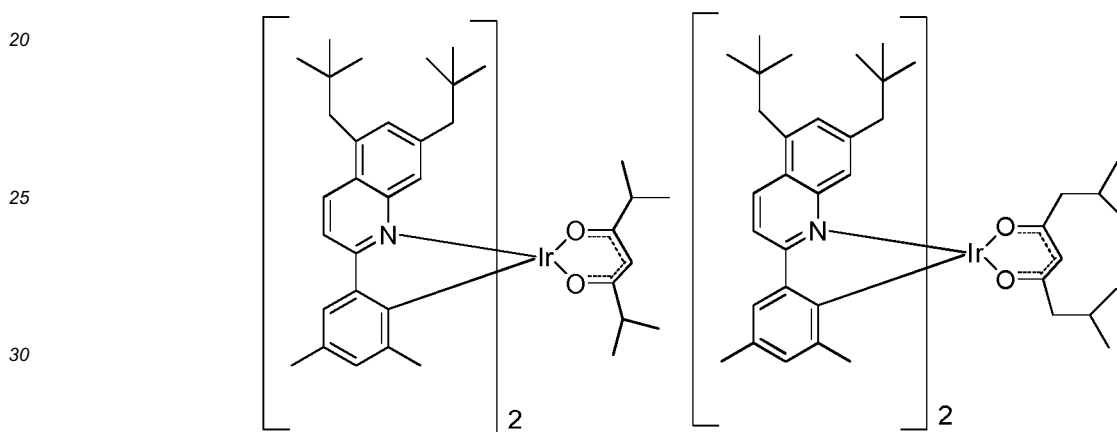
Compound 4



Compound 5

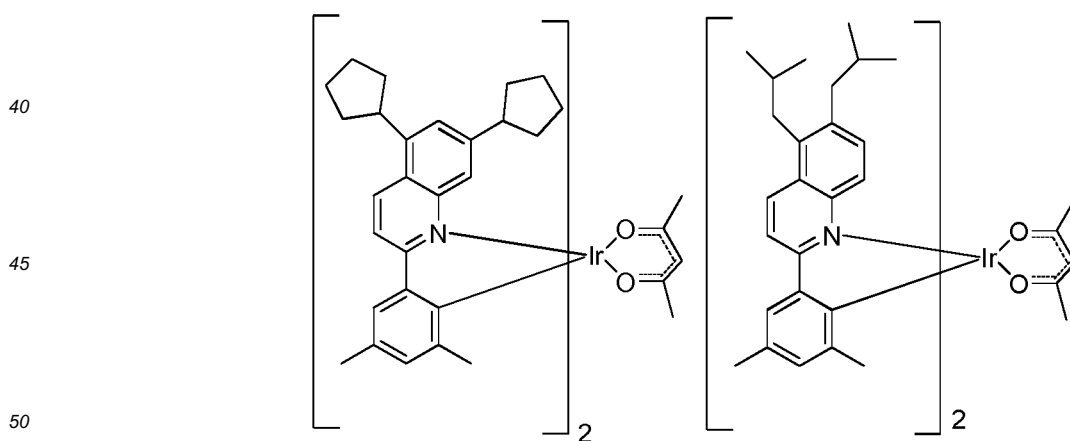
Compound 6

Compound 7



Compound 8

Compound 9



Compound 10

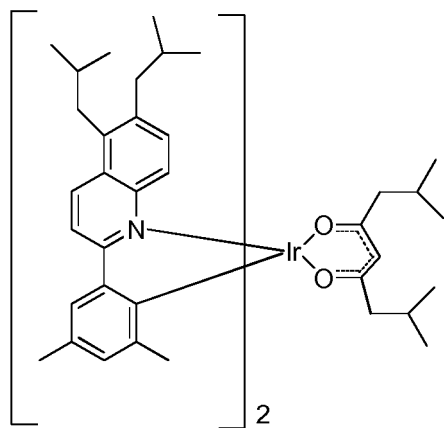
Compound 11

55

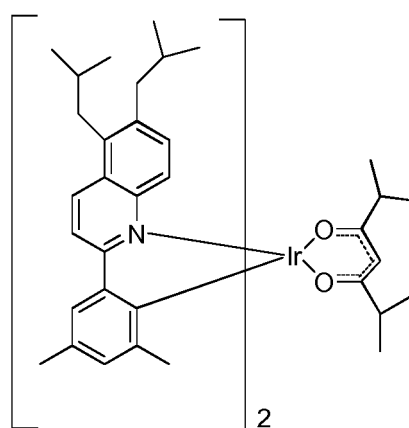
5

10

15



Compound 12

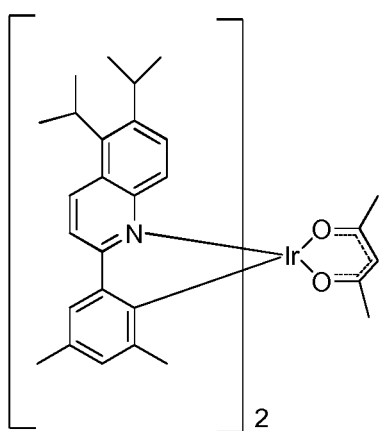


Compound 13

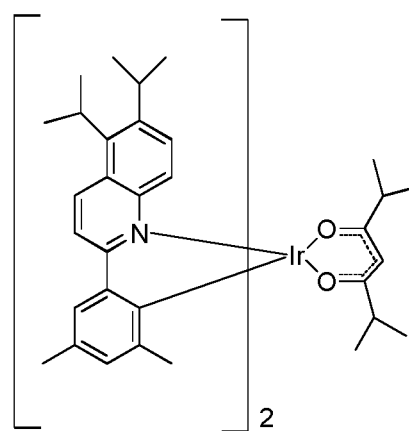
20

25

30



Compound 14



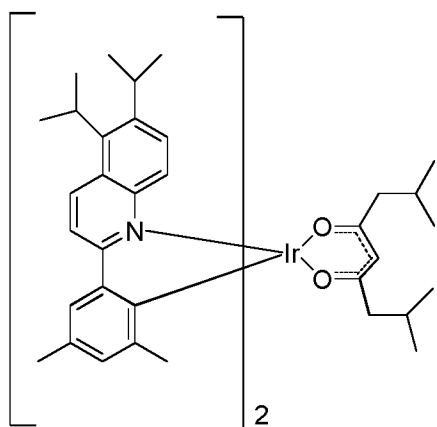
Compound 15

35

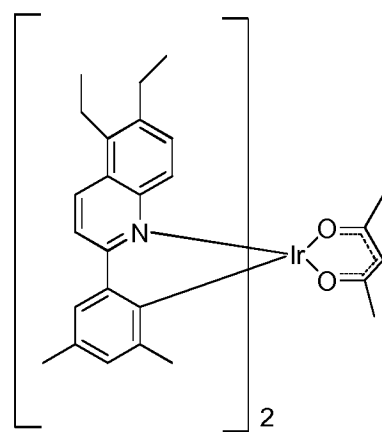
40

45

50



Compound 16



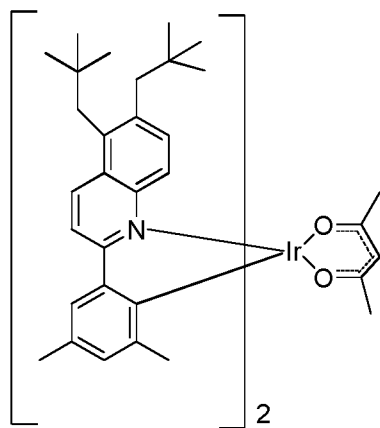
Compound 17

55

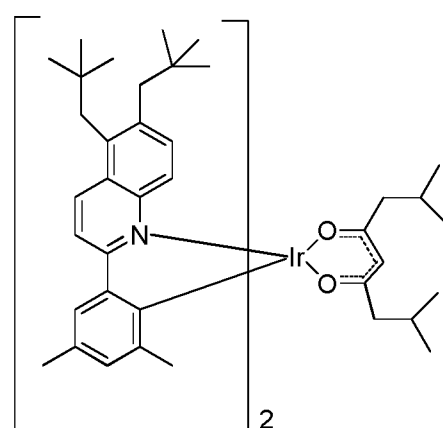
5

10

15



Compound 18

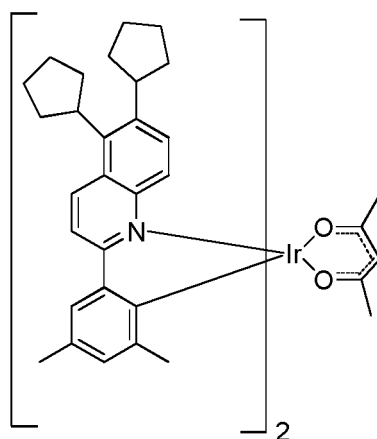


Compound 19

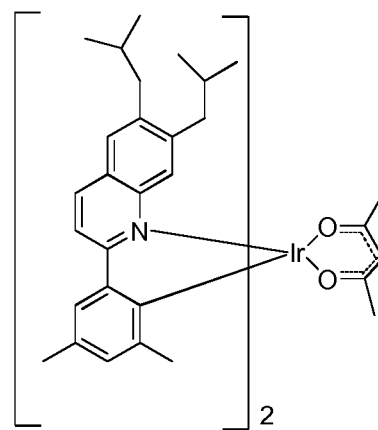
20

25

30



Compound 20



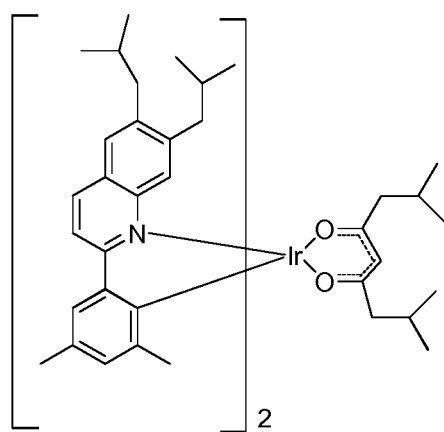
Compound 21

35

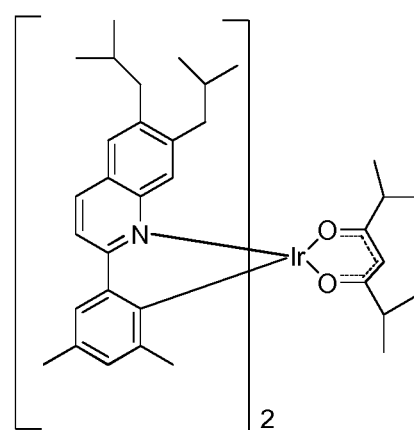
40

45

50



Compound 22



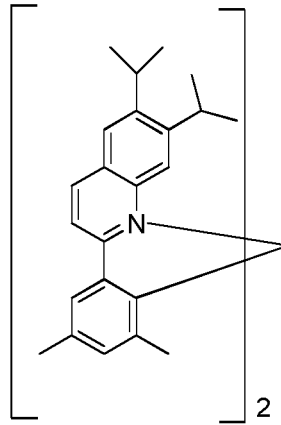
Compound 23

55

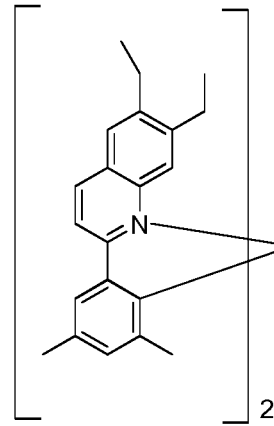
5

10

15



Compound 24

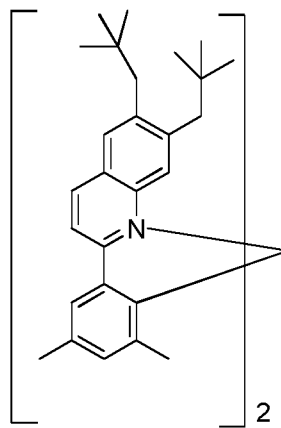


Compound 25

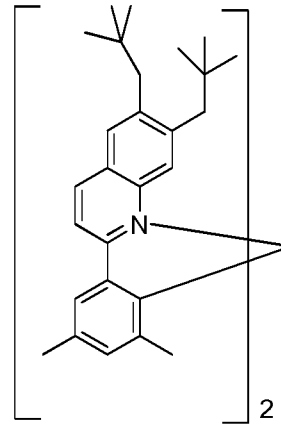
20

25

30



Compound 26



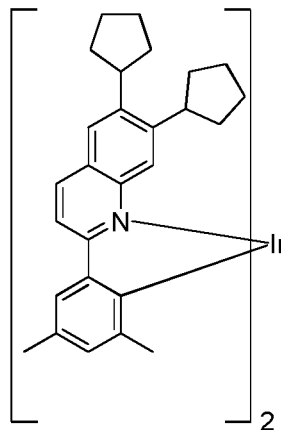
Compound 27

35

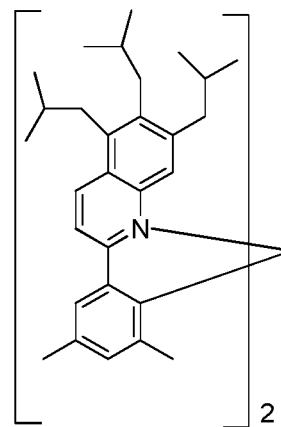
40

45

50



Compound 28



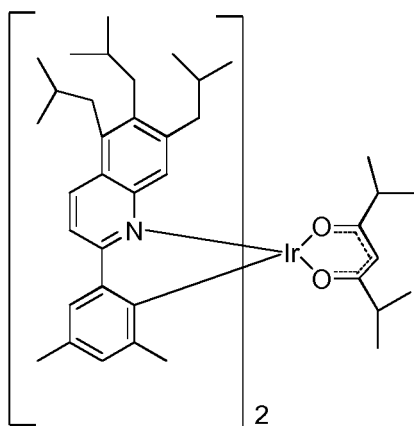
Compound 30

55

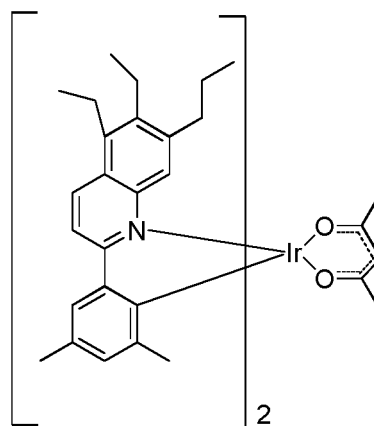
5

10

15



Compound 31

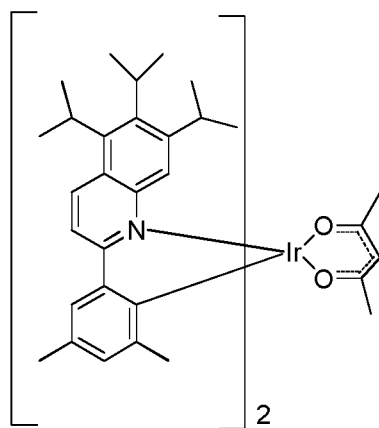


Compound 32

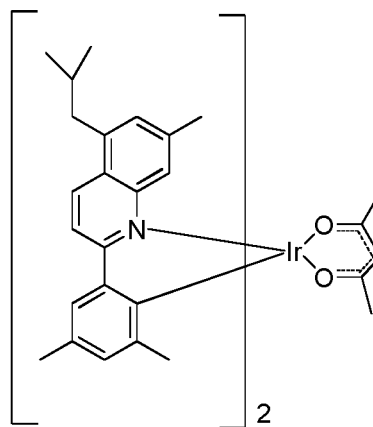
20

25

30



Compound 33



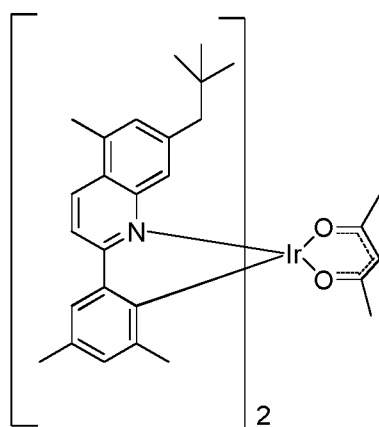
Compound 34

35

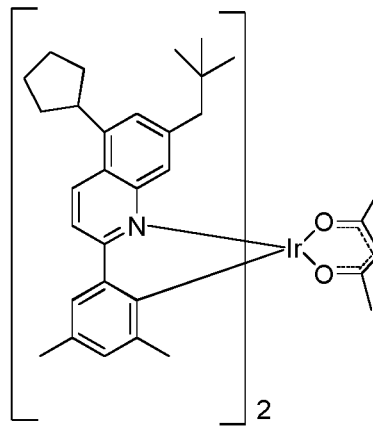
40

45

50



Compound 35



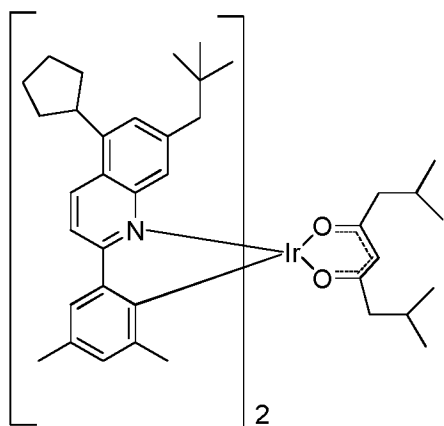
Compound 36

55

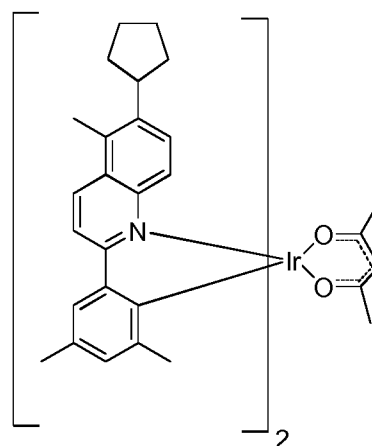
5

10

15



Compound 37

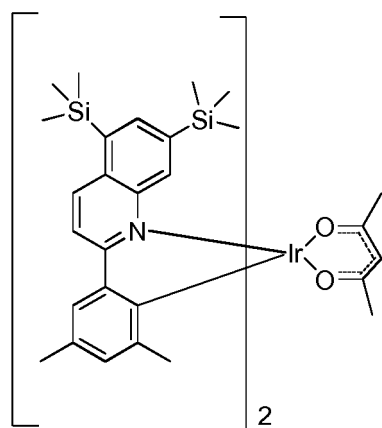


Compound 38

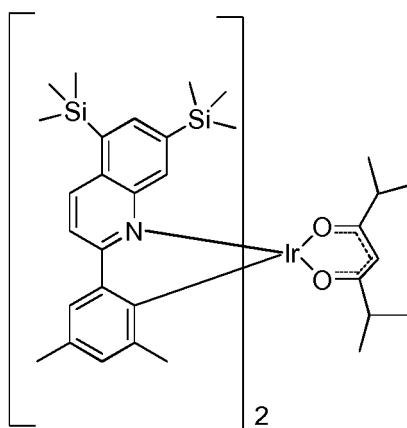
20

25

30



Compound 39



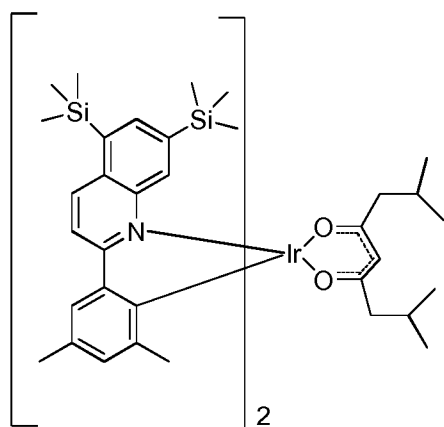
Compound 40

35

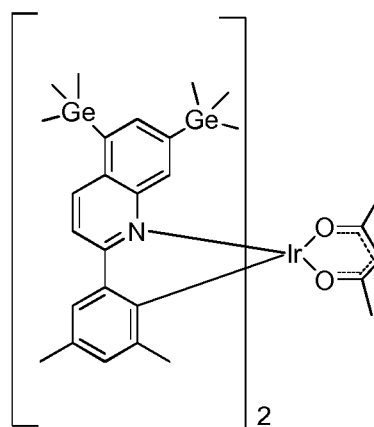
40

45

50



Compound 41



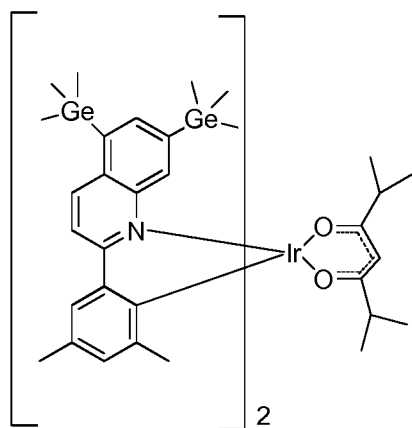
Compound 42

55

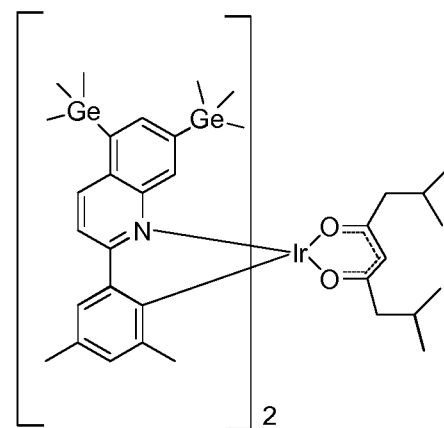
5

10

15



Compound 43

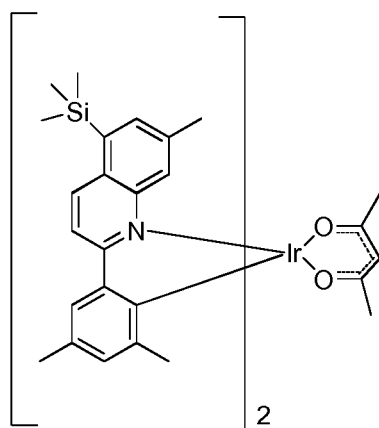


Compound 44

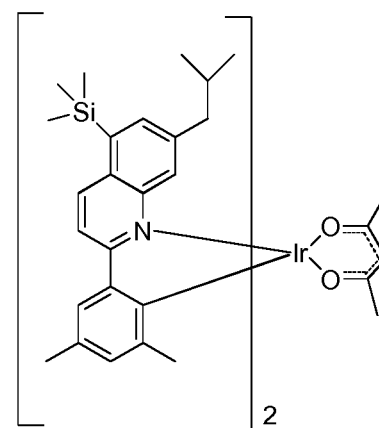
20

25

30



Compound 45



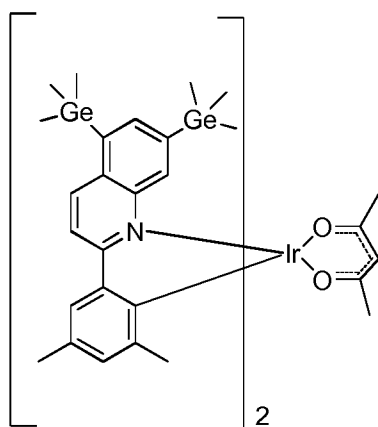
Compound 46

35

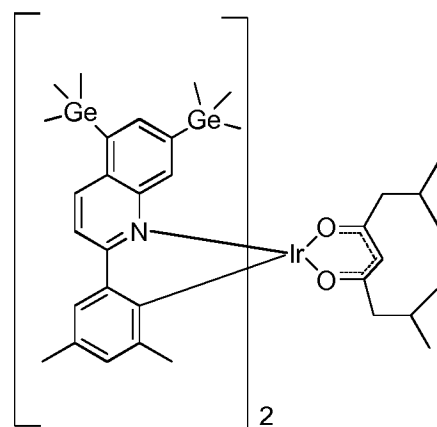
40

45

50

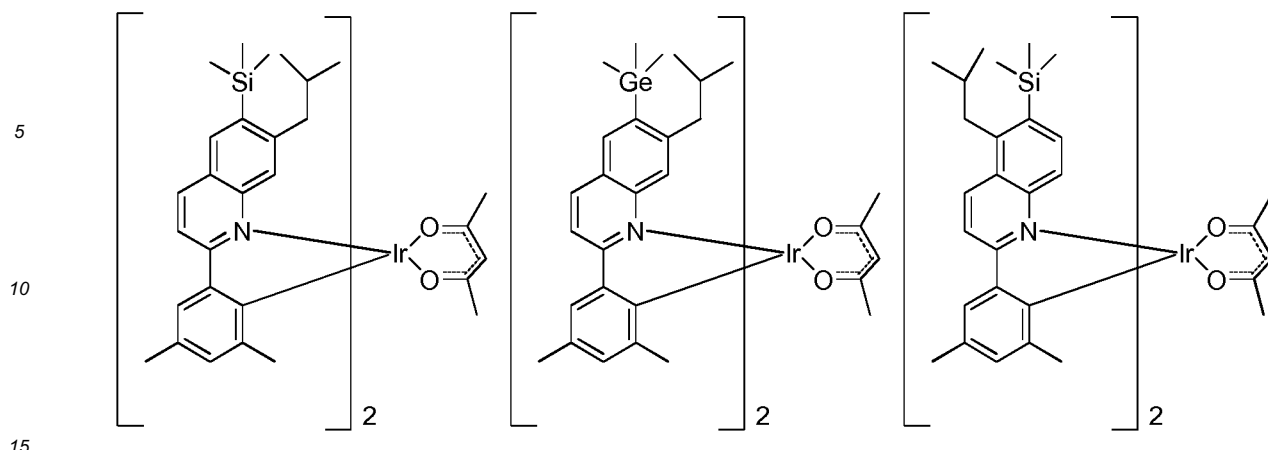


Compound 47



Compound 48

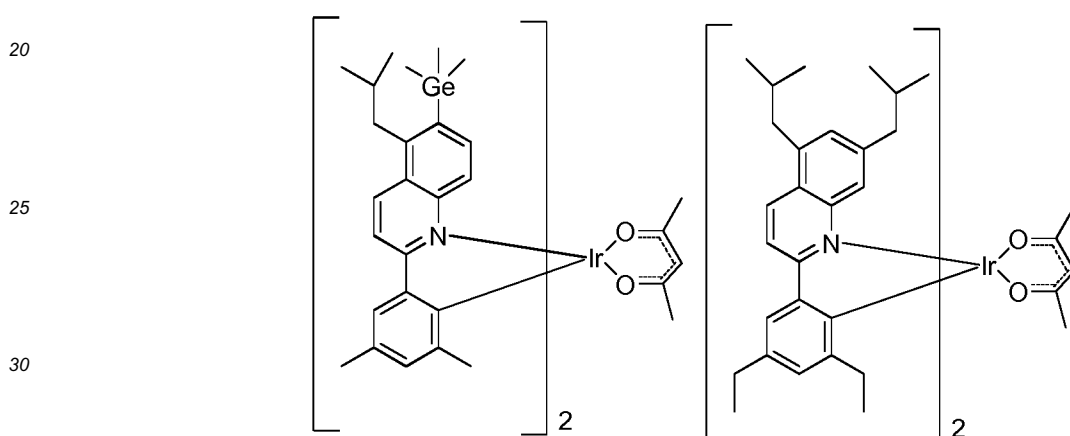
55



Compound 55

Compound 56

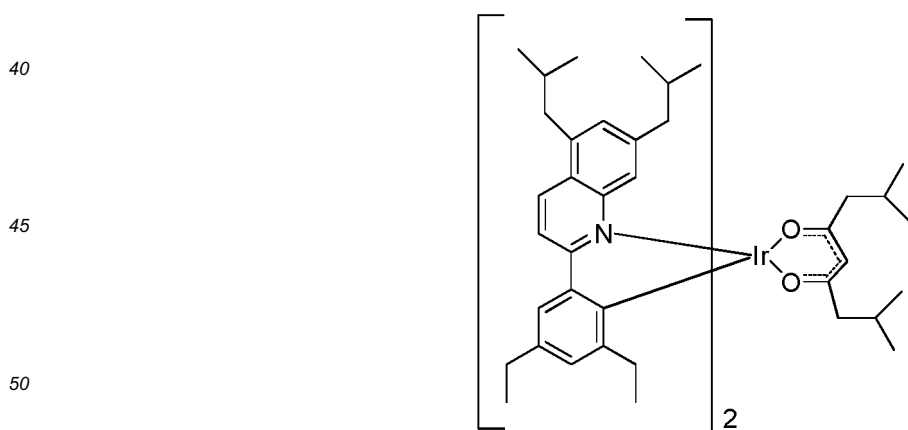
Compound 57



Compound 58

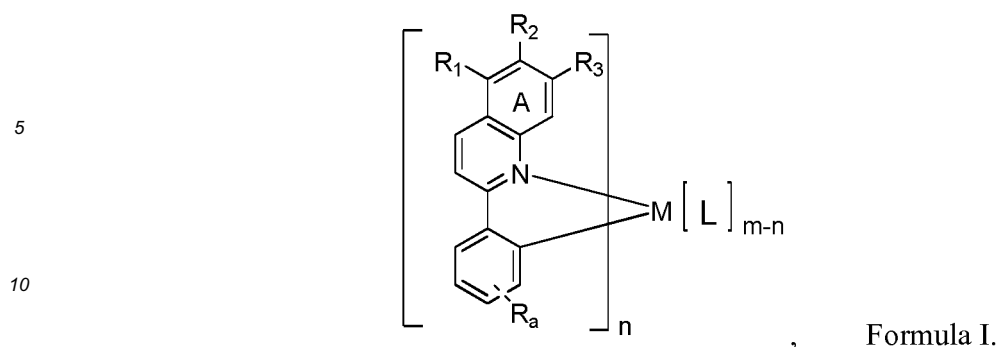
Compound 59

and



Compound 60

55 **[0052]** In one disclosure, a first device is provided. The first device comprises a first organic light emitting device, further comprising: an anode, a cathode, and an organic layer, disposed between the anode and the cathode, comprising a compound having the formula:



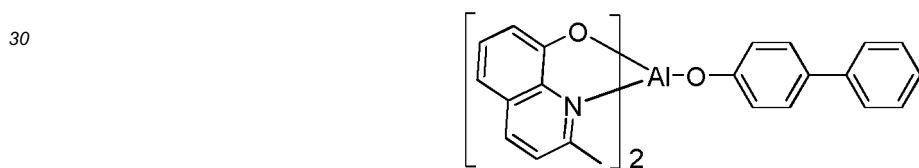
15 M is a metal having an atomic weight higher than 40, L is a second ligand, m is the maximum coordination number of the metal M, and n is at least 1.

20 **[0053]** Each of R_1 , R_2 and R_3 is independently selected from the group consisting of hydrogen, deuterium, alkyl, silyl, germyl, cycloalkyl, and combinations thereof. At least two of R_1 , R_2 and R_3 are not hydrogen or deuterium. The sum of the number of carbon atoms in R_1 , R_2 and R_3 is at least 4, and any carbon atom in R_1 , R_2 , or R_3 attached directly to ring A is a primary, a secondary, or a tertiary carbon atom. R_a represents mono-, di-, tri-, or tetra-substitution, and R_a is selected from the group consisting of hydrogen, deuterium, halide, alkyl, cycloalkyl, heteroalkyl, arylalkyl, alkoxy, aryloxy, amino, silyl, alkenyl, cycloalkenyl, heteroalkenyl, alkynyl, aryl, heteroaryl, acyl, carbonyl, carboxylic acids, ester, nitrile, isonitrile, sulfanyl, sulfinyl, sulfonyl, phosphino, and combinations thereof.

25 **[0054]** In one disclosure, the first device is a consumer product. In another disclosure, the first device is an organic light-emitting device.

[0055] In one disclosure, the first device comprises a lighting panel. In one disclosure, the organic layer is an emissive layer and the compound is a non-emissive dopant. In one disclosure, the organic layer further comprises a host.

[0056] In one disclosure, the host is a metal 8-hydroxyquinolate. In one embodiment, the host is:

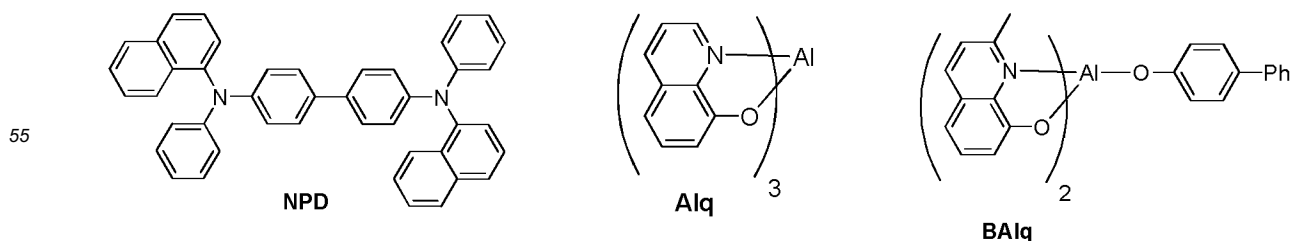


Device Examples

40 **[0057]** All example devices were fabricated by high vacuum ($<10^{-7}$ Torr) thermal evaporation (VTE). The anode electrode is 1200 Å of indium tin oxide (ITO). The cathode consisted of 10 Å of LiF followed by 1000 Å of Al. All devices are encapsulated with a glass lid sealed with an epoxy resin in a nitrogen glove box (<1 ppm of H_2O and O_2) immediately after fabrication, and a moisture getter was incorporated inside the package.

45 **[0058]** The organic stack of the device examples consisted of sequentially, from the ITO surface, 100 Å of Compound A as the hole injection layer (HIL), 400 Å of 4,4'-bis[N-(1-naphthyl)-N-phenylamino]biphenyl (NPD) as the hole transporting layer (HTL), 300 Å of the compound of Formula I doped in with BAQ as host with 4, 6, or 8 wt% of an iridium-containing phosphorescent compound as the emissive layer (EML), 450 or 550 Å of Alq_3 (tris-8-hydroxyquinoline aluminum) as the electron transport layer (ETL). Comparative Examples with Compound B, C, D, and E were fabricated similarly to the Device Examples except that the Compound B, C, D, and E were used as the emitters in the EML.

50 **[0059]** The device results and data are summarized in Tables 1 and 2 from those devices. As used herein, Compounds A, B, C, D and E have the following structures:



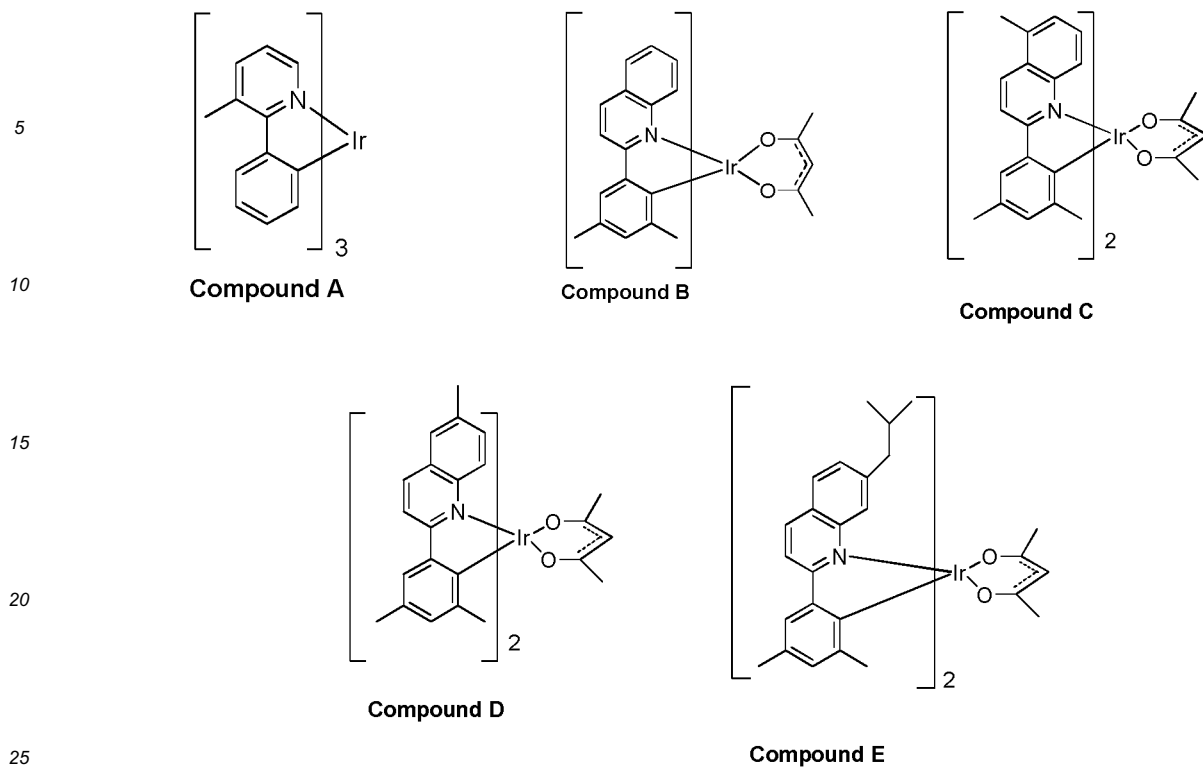


TABLE 1: Device structures of invention compounds and comparative compound

30

35

40

45

50

55

Example	HIL	HTL	EML (300 Å, doping %)		Blocking Layer	ETL
Comparative Example 1	Compound A 100 Å	NPD 400Å	BAIq	Compound B 4 %	None	Alq 550Å
Comparative Example 2	Compound A 100 Å	NPD 400Å	BAIq	Compound B 6 %	None	Alq 550Å
Comparative Example 3	Compound A 100 Å	NPD 400Å	BAIq	Compound B 8 %	None	Alq 550Å
Comparative Example 4	Compound A 100 Å	NPD 400Å	BAIq	Compound B 6 %	BAIq 100 Å	Alq 450Å
Comparative Example 5	Compound A 100 Å	NPD 400Å	BAIq	Compound C 6 %	None	Alq 550Å
Comparative Example 6	Compound A 100 Å	NPD 400Å	BAIq	Compound D 6 %	None	Alq 550Å
Comparative Example 7	Compound A 100 Å	NPD 400Å	BAIq	Compound E 6 %	None	Alq 550Å
Example 1	Compound A 100 Å	NPD 400Å	BAIq	Compound 1 4 %	None	Alq 550Å
Example 2	Compound A 100 Å	NPD 400Å	BAIq	Compound 1 6 %	None	Alq 550Å
Example 3	Compound A 100 Å	NPD 400Å	BAIq	Compound 1 8 %	None	Alq 550Å
Example 4	Compound A 100 Å	NPD 400Å	BAIq	Compound 1 6 %	BAIq 100Å	Alq 450Å

EP 2 594 572 B1

(continued)

Example	HIL	HTL	EML (300 Å, doping %)		Blocking Layer	ETL
Example 5	Compound A 100 Å	NPD 400Å	BAIq	Compound 2 4 %	None	Alq 550Å
Example 6	Compound A 100 Å	NPD 400Å	BAIq	Compound 2 6 %	None	Alq 550Å
Example 7	Compound A 100 Å	NPD 400Å	BAIq	Compound 2 8 %	None	Alq 550Å
Example 8	Compound A 100 Å	NPD 400Å	BAIq	Compound 2 6 %	BAIq 100 Å	Alq 450Å

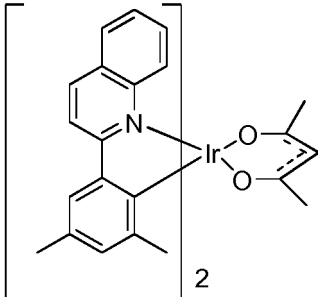
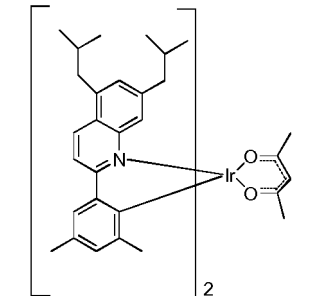
Table 2: VTE Device Results

	x	y	λ_{\max} (nm)	FWHM (nm)	Voltage (V)	LE (Cd/A)	EQE (%)	PE (lm/W)	LT80% (h)
Comparative Example 1 Compound B	0.665	0.332	620	62	9.2	19.6	17.8	6.7	410
Comparative Example 2 Compound B	0.667	0.330	622	62	9.0	19.1	18.2	6.7	404
Comparative Example 3 Compound B	0.668	0.329	622	64	8.5	17.9	17.4	6.6	490
Comparative Example 4 Compound B	0.667	0.330	622	62	9.6	19.3	18.2	6.3	400
Comparative Example 5 Compound C	0.662	0.336	619	64	8.2	20.9	18.4	8.0	274
Comparative Example 6 Compound D	0.656	0.342	616	65	9.1	22.1	18.1	7.63	375
Comparative Example 7 Compound E	0.652	0.345	614	58	8.5	25	18.8	9.2	160
Example 1 Compound 1	0.650	0.347	612	62	8.7	26.1	20	9.4	114.6
Example 2 Compound 1	0.653	0.344	614	60	8.2	28	21.7	10.6	148.0
Example 3 Compound 1	0.653	0.343	614	60	7.6	28	22.1	11.5	138.8
Example 4 Compound 1	0.653	0.344	614	60	8.6	28.7	22.3	10.4	108
Example 5 Compound 2	0.642	0.355	608	54	8.7	32.3	21.6	11.6	38
Example 6 Compound 2	0.646	0.351	610	56	8.4	31.3	21.9	11.7	26
Example 7 Compound 2	0.648	0.349	612	56	7.9	30.3	21.8	12.1	10
Example 8 Compound 2	0.646	0.351	612	54	8.9	31.2	21.9	11.0	18

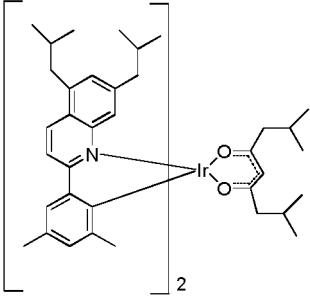
[0060] Table 2 is a summary of the device data. The luminous efficiency (LE), external quantum efficiency (EQE) and power efficiency (PE) were measured at 1000 nits, while the lifetime ($LT_{80\%}$) was defined as the time required for the device to decay to 80% of its initial luminance under a constant current density of 40 mA/cm².

[0061] From Table 2, it can be seen that the EQE, LE and PE of compounds of Formula I are all greater, and hence superior, to the Comparative Compounds under the same device configuration. The comparison is based on the following compound pairs with the same device configuration, in each case the Example compound (a compound of Formula I) is superior to the Comparative Compound): Example 1 vs. Comparative Example 1, Example 2 vs. Comparative Examples 2, 5, 6, and 7, Example 3 vs. Comparative Example 3, Example 4 vs. Comparative Example 4, Example 5 vs. Comparative Example 1, Example 6 vs. Comparative Examples 2, 5, 6, and 7, Example 7 vs. Comparative Example 3, and Example 8 vs. Comparative Example 4. For example, comparative Compound B at doping concentrations of 4%, 6%, 8%, without hole blocking layer, had lower EQE, LE, and PE at all doping concentrations than Compound 1 and Compound 2. The EQE values of Comparative Compound B are in the range of 17.4 to 18.2%, which are all lower than Compound 1 and Compound 2, which have EQE's in the range of 20 to 22.3 % using the same device structure. Thus, the di-alkyl substituted Compound 1 and Compound 2 are more efficient than Comparative Compound B. Similar trends were observed for compounds of Formula I in devices containing a hole blocking layer when compared with Comparative Compound B. Additionally, these trends were also found in the comparison of the EQE and LE of Compound 1 or Compound 2 with Comparative Compound C, D, and E, which only have single alkyl group on the quinoline, indicating that the di-substituted alkylation is surprisingly more efficient than the single substituted Comparative Compounds C, D, and E. The results indicate that multi-substituted alkyl groups can improve device performance such as EQE and LE.

TABLE 3: Comparison of Sublimation Temperature of Di-alkyl substituted Compound B

Compounds	Sublimation Temperature (°C)	Temperature Difference Relative to Compound B
 <p>Compound B</p>	193	
 <p>Compound 1</p>	158	35

(continued)

Compounds	Sublimation Temperature (°C)	Temperature Difference Relative to Compound B
<div style="display: flex; align-items: center;"> <div style="margin-right: 10px;">5 10 15</div> <div style="text-align: center;">  <p>Compound 2</p> </div> </div>	193	0

[0062] It can be seen that di-alkylation on the heteroaromatic ring in compounds of Formula I can decrease the sublimation temperature of complex as shown in Table 3. It was surprisingly discovered that di-alkyl substituted compounds of Formula I had lower sublimation temperatures than un-substituted compounds. For example, Compound 1 had a significantly lower sublimation temperature than Comparative Compound B (158 °C vs 193 °C) despite the fact that Compound 1 has a higher molecular weight than Comparative Compound B.

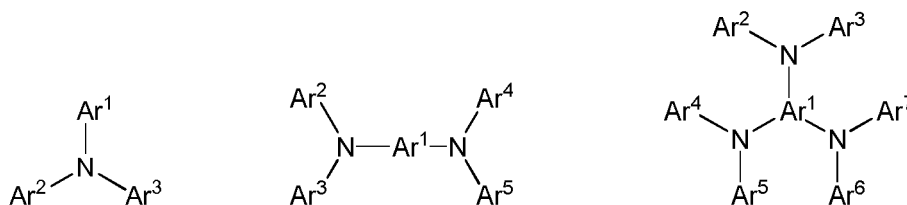
COMBINATION WITH OTHER MATERIALS

[0063] The materials described herein as useful for a particular layer in an organic light emitting device may be used in combination with a wide variety of other materials present in the device. For example, emissive dopants disclosed herein may be used in conjunction with a wide variety of hosts, transport layers, blocking layers, injection layers, electrodes and other layers that may be present. The materials described or referred to below are non-limiting examples of materials that may be useful in combination with the compounds disclosed herein, and one of skill in the art can readily consult the literature to identify other materials that may be useful in combination.

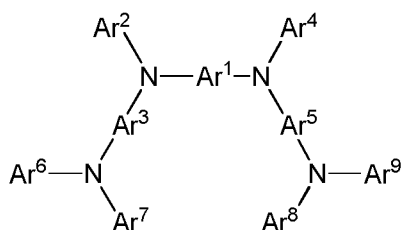
HIL/HTL:

[0064] A hole injecting/transporting material to be used in the present invention is not particularly limited, and any compound may be used as long as the compound is typically used as a hole injecting/transporting material. Examples of the material include, but not limit to: a phthalocyanine or porphyrin derivative; an aromatic amine derivative; an indolocarbazole derivative; a polymer containing fluorohydrocarbon; a polymer with conductivity dopants; a conducting polymer, such as PEDOT/PSS; a self-assembly monomer derived from compounds such as phosphonic acid and silane derivatives; a metal oxide derivative, such as MoO_x; a p-type semiconducting organic compound, such as 1,4,5,8,9,12-Hexaazatriphenylenehexacarbonitrile; a metal complex, and a cross-linkable compounds.

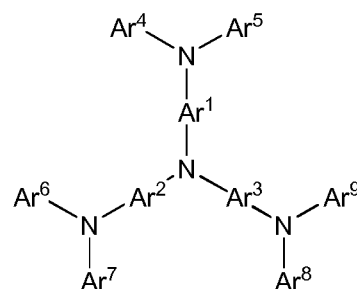
[0065] Examples of aromatic amine derivatives used in HIL or HTL include, but not limit to the following general structures:



5



10



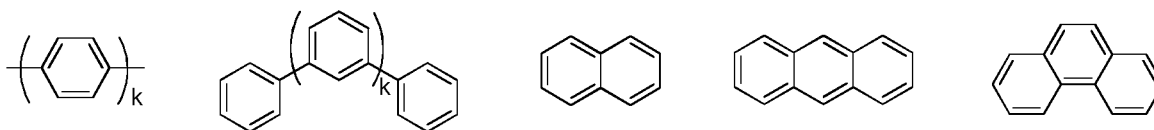
[0066] Each of Ar¹ to Ar⁹ is selected from the group consisting aromatic hydrocarbon cyclic compounds such as benzene, biphenyl, triphenyl, triphenylene, naphthalene, anthracene, phenalene, phenanthrene, fluorene, pyrene, chrysene, perylene, azulene; group consisting aromatic heterocyclic compounds such as dibenzothiophene, dibenzofuran, dibenzoselenophene, furan, thiophene, benzofuran, benzothiophene, benzoselenophene, carbazole, indolocarbazole, pyridylindole, pyrrolodipyrindine, pyrazole, imidazole, triazole, oxazole, thiazole, oxadiazole, oxatriazole, dioxazole, thiadiazole, pyridine, pyridazine, pyrimidine, pyrazine, triazine, oxazine, oxathiazine, oxadiazine, indole, benzimidazole, indazole, indoxazine, benzoxazole, benzisoxazole, benzothiazole, quinoline, isoquinoline, cinnoline, quinazoline, quinoxaline, naphthyridine, phthalazine, pteridine, xanthene, acridine, phenazine, phenothiazine, phenoxazine, benzofurofuryridine, furodipyrindine, benzothienopyridine, thienodipyrindine, benzoselenophenopyridine, and selenophenodipyrindine; and group consisting 2 to 10 cyclic structural units which are groups of the same type or different types selected from the aromatic hydrocarbon cyclic group and the aromatic heterocyclic group and are bonded to each other directly or via at least one of oxygen atom, nitrogen atom, sulfur atom, silicon atom, phosphorus atom, boron atom, chain structural unit and the aliphatic cyclic group. Wherein each Ar is further substituted by a substituent selected from the group consisting of hydrogen, deuterium, halide, alkyl, cycloalkyl, heteroalkyl, arylalkyl, alkoxy, aryloxy, amino, silyl, alkenyl, cycloalkenyl, heteroalkenyl, alkynyl, aryl, heteroaryl, acyl, carbonyl, carboxylic acids, ester, nitrile, isonitrile, sulfanyl, sulfinyl, sulfonyl, phosphino, and combinations thereof

25

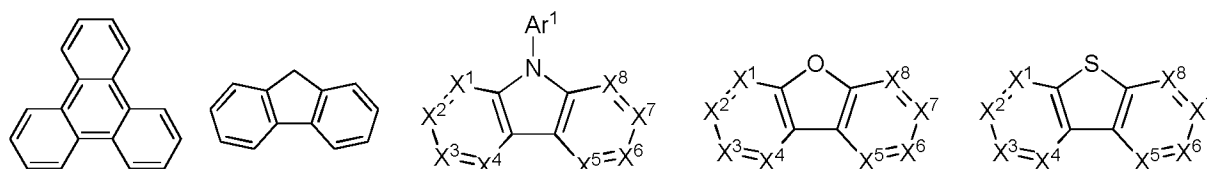
20

[0067] In one aspect, Ar¹ to Ar⁹ is independently selected from the group consisting of:

30



35

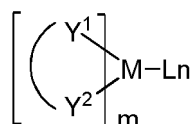


40

k is an integer from 1 to 20; X¹ to X⁸ is C (including CH) or N; Ar¹ has the same group defined above.

[0068] Examples of metal complexes used in HIL or HTL include, but not limit to the following general formula:

45



50

M is a metal, having an atomic weight greater than 40; (Y¹-Y²) is a bidentate ligand, Y¹ and Y² are independently selected from C, N, O, P, and S; L is an ancillary ligand; m is an integer value from 1 to the maximum number of ligands that may be attached to the metal; and m+n is the maximum number of ligands that may be attached to the metal.

55

[0069] In one aspect, (Y¹-Y²) is a 2-phenylpyridine derivative.

[0070] In another aspect, (Y¹-Y²) is a carbene ligand.

[0071] In another aspect, M is selected from Ir, Pt, Os, and Zn.

[0072] In a further aspect, the metal complex has a smallest oxidation potential in solution vs. Fc⁺/Fc couple less than

about 0.6 V.

Host:

5 **[0073]** The light emitting layer of the organic EL device of the present invention preferably contains at least a metal complex as light emitting material, and may contain a host material using the metal complex as a dopant material. Examples of the host material are not particularly limited, and any metal complexes or organic compounds may be used as long as the triplet energy of the host is larger than that of the dopant. While the Table below categorizes host materials as preferred for devices that emit various colors, any host material may be used with any dopant so long as the triplet

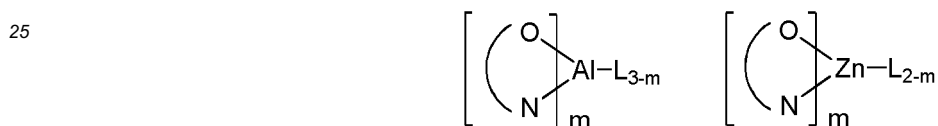
10 criteria is satisfied.

[0074] Examples of metal complexes used as host are preferred to have the following general formula:



20 **[0075]** M is a metal; (Y³-Y⁴) is a bidentate ligand, Y³ and Y⁴ are independently selected from C, N, O, P, and S; L is an ancillary ligand; m is an integer value from 1 to the maximum number of ligands that may be attached to the metal; and m+n is the maximum number of ligands that may be attached to the metal.

[0076] In one aspect, the metal complexes are:



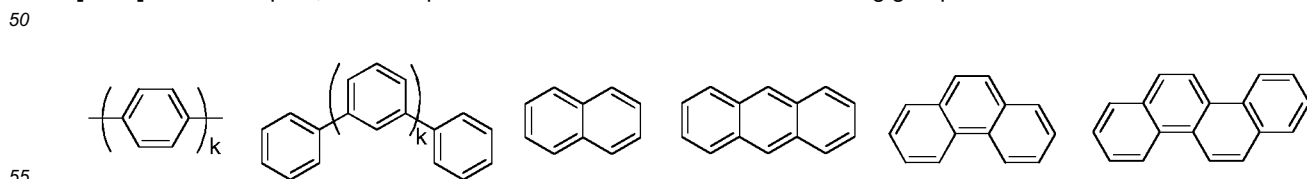
30 (O-N) is a bidentate ligand, having metal coordinated to atoms O and N.

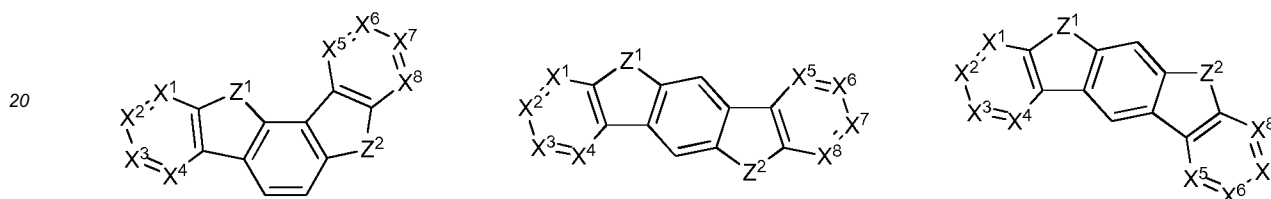
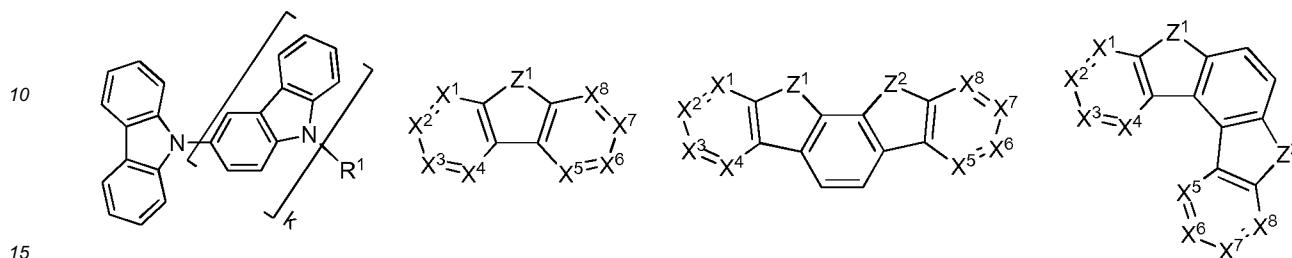
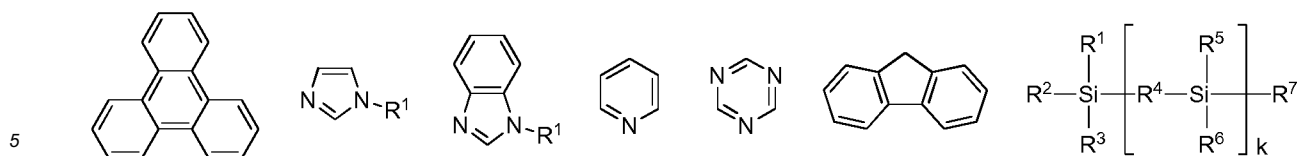
[0077] In another aspect, M is selected from Ir and Pt.

[0078] In a further aspect, (Y³-Y⁴) is a carbene ligand.

35 **[0079]** Examples of organic compounds used as host are selected from the group consisting aromatic hydrocarbon cyclic compounds such as benzene, biphenyl, triphenyl, triphenylene, naphthalene, anthracene, phenalene, phenanthrene, fluorene, pyrene, chrysene, perylene, azulene; group consisting aromatic heterocyclic compounds such as dibenzothiophene, dibenzofuran, dibenzoselenophene, furan, thiophene, benzofuran, benzothiophene, benzoselenophene, carbazole, indolocarbazole, pyridylindole, pyrrolodipyridine, pyrazole, imidazole, triazole, oxazole, thiazole, oxadiazole, oxatriazole, dioxazole, thiadiazole, pyridine, pyridazine, pyrimidine, pyrazine, triazine, oxazine, oxathiazine, oxadiazine, indole, benzimidazole, indazole, indoxazine, benzoxazole, benzisoxazole, benzothiazole, quinoline, isoquinoline, cinoline, quinazoline, quinoxaline, naphthyridine, phthalazine, pteridine, xanthene, acridine, phenazine, phenothiazine, phenoxazine, benzofuopyridine, furodipyridine, benzothienopyridine, thienodipyridine, benzoselenophenopyridine, and selenophenodipyridine; and group consisting 2 to 10 cyclic structural units which are groups of the same type or different types selected from the aromatic hydrocarbon cyclic group and the aromatic heterocyclic group and are bonded to each other directly or via at least one of oxygen atom, nitrogen atome, sulfur atom, silicon atom, phosphorus atom, boron atom, chain structural unit and the aliphatic cyclic group. Wherein each group is further substituted by a substituent selected from the group consisting of hydrogen, deuterium, halide, alkyl, cycloalkyl, heteroalkyl, arylalkyl, alkoxy, aryloxy, amino, silyl, alkenyl, cycloalkenyl, heteroalkenyl, alkynyl, aryl, heteroaryl, acyl, carbonyl, carboxylic acids, ester, nitrile, isonitrile, sulfanyl, sulfinyl, sulfonyl, phosphino, and combinations thereof.

45 **[0080]** In one aspect, host compound contains at least one of the following groups in the molecule:





25 R^1 to R^7 is independently selected from the group consisting of hydrogen, deuterium, halide, alkyl, cycloalkyl, heteroalkyl, arylalkyl, alkoxy, aryloxy, amino, silyl, alkenyl, cycloalkenyl, heteroalkenyl, alkynyl, aryl, heteroaryl, acyl, carbonyl, carboxylic acids, ester, nitrile, isonitrile, sulfanyl, sulfinyl, sulfonyl, phosphino, and combinations thereof, when it is aryl or heteroaryl, it has the similar definition as Ar's mentioned above.

30 k is an integer from 0 to 20.

X^1 to X^8 is selected from C (including CH) or N.

Z^1 and Z^2 is selected from NR^1 , O, or S.

35

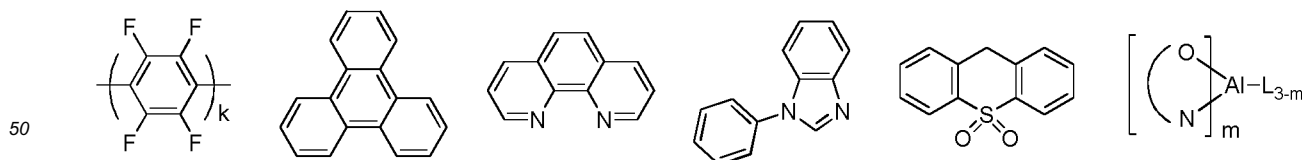
HBL:

40 **[0081]** A hole blocking layer (HBL) may be used to reduce the number of holes and/or excitons that leave the emissive layer. The presence of such a blocking layer in a device may result in substantially higher efficiencies as compared to a similar device lacking a blocking layer. Also, a blocking layer may be used to confine emission to a desired region of an OLED.

[0082] In one aspect, compound used in HBL contains the same molecule or the same functional groups used as host described above.

[0083] In another aspect, compound used in HBL contains at least one of the following groups in the molecule:

45



k is an integer from 0 to 20; L is an ancillary ligand, m is an integer from 1 to 3.

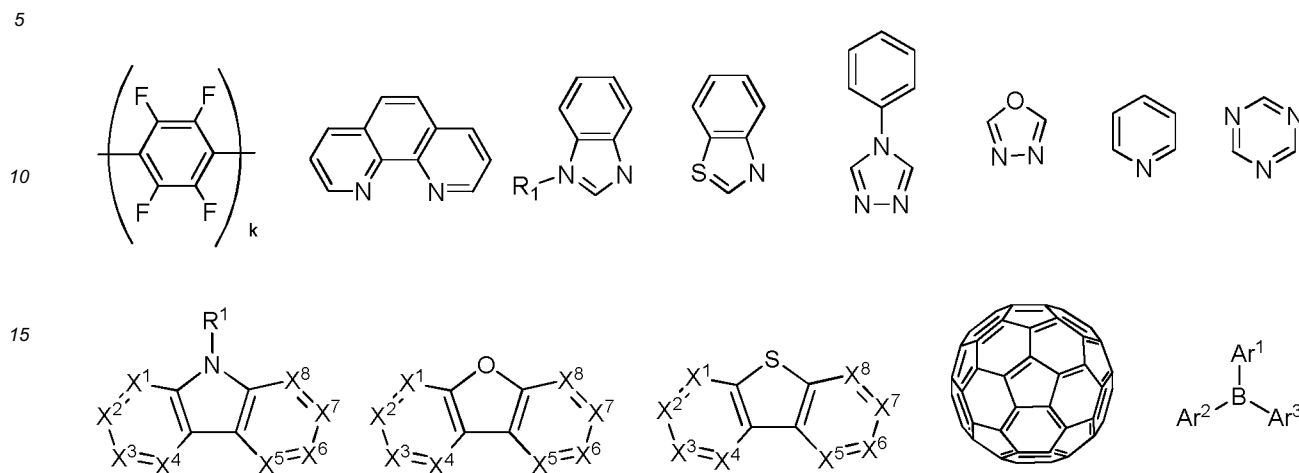
55

ETL:

[0084] Electron transport layer (ETL) may include a material capable of transporting electrons. Electron transport layer may be intrinsic (undoped), or doped. Doping may be used to enhance conductivity. Examples of the ETL material are

not particularly limited, and any metal complexes or organic compounds may be used as long as they are typically used to transport electrons.

[0085] In one aspect, compound used in ETL contains at least one of the following groups in the molecule:



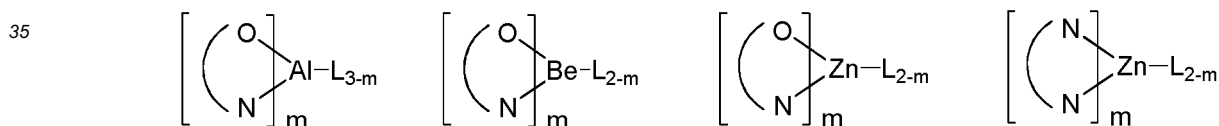
R^1 is selected from the group consisting of hydrogen, deuterium, halide, alkyl, cycloalkyl, heteroalkyl, arylalkyl, alkoxy, aryloxy, amino, silyl, alkenyl, cycloalkenyl, heteroalkenyl, alkynyl, aryl, heteroaryl, acyl, carbonyl, carboxylic acids, ester, nitrile, isonitrile, sulfanyl, sulfinyl, sulfonyl, phosphino, and combinations thereof, when it is aryl or heteroaryl, it has the similar definition as Ar's mentioned above.

Ar^1 to Ar^3 has the similar definition as Ar's mentioned above.

k is an integer from 0 to 20.

X^1 to X^8 is selected from C (including CH) or N.

[0086] In another aspect, the metal complexes used in ETL contains, but not limit to the following general formula:

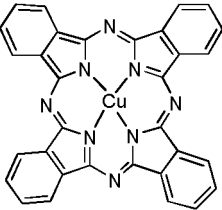
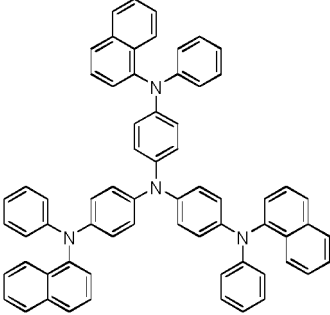
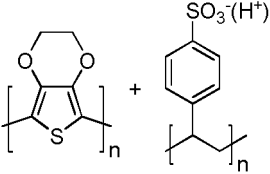
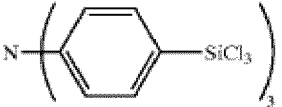
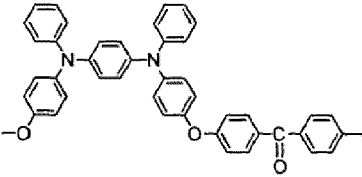
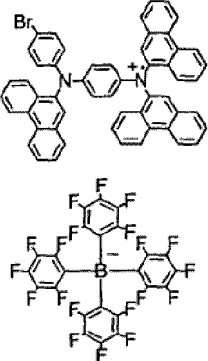


(O-N) or (N-N) is a bidentate ligand, having metal coordinated to atoms O, N or N, N; L is an ancillary ligand; m is an integer value from 1 to the maximum number of ligands that may be attached to the metal.

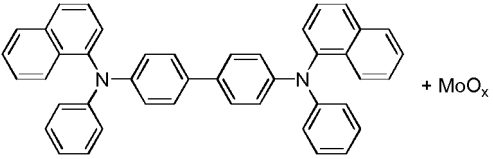
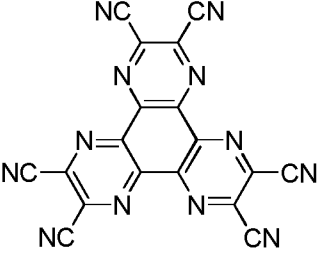
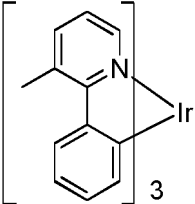
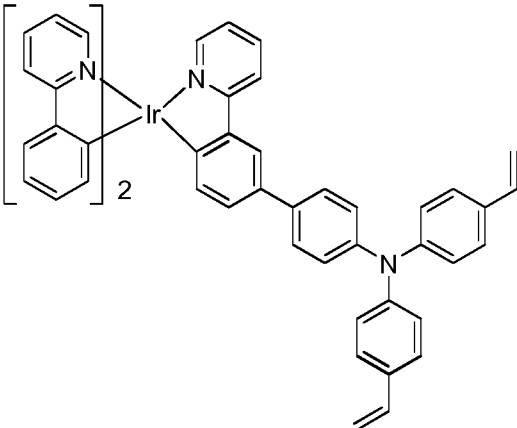
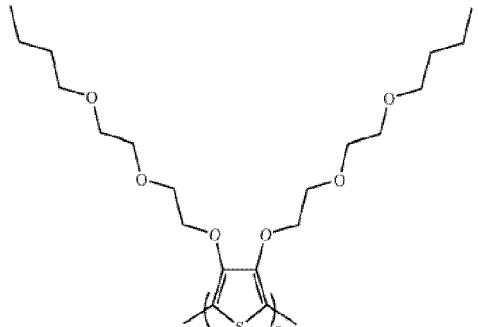
[0087] In any above-mentioned compounds used in each layer of the OLED device, the hydrogen atoms can be partially or fully deuterated.

[0088] In addition to and / or in combination with the materials disclosed herein, many hole injection materials, hole transporting materials, host materials, dopant materials, exciton/hole blocking layer materials, electron transporting and electron injecting materials may be used in an OLED. Non-limiting examples of the materials that may be used in an OLED in combination with materials disclosed herein are listed in Table 4 below. Table 4 lists non-limiting classes of materials, non-limiting examples of compounds for each class, and references that disclose the materials.

TABLE 4

MATERIAL	EXAMPLES OF MATERIAL	PUBLICATIONS
5 Hole injection materials		
10 Phthalocyanine and porphyrin compounds		Appl. Phys. Lett. 69, 2160 (1996)
15 20 Starburst triaryl amines		J. Lumin. 72-74, 985 (1997)
25 CF _x Fluorohydrocarbon polymer	$\left[\text{CH}_x\text{F}_y \right]_n$	Appl. Phys. Lett. 78, 673 (2001)
30 Conducting polymers (e.g., PEDOT:PSS, polyaniline, polythiophene)		Synth. Met. 87, 171 (1997) WO2007002683
35 Phosphonic acid and silane SAMs		US20030162053
40 45 Triarylamine or polythiophene polymers with conductivity dopants		EP1725079A1
50 55		and

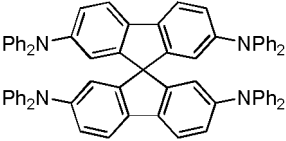
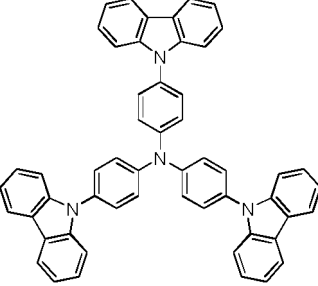
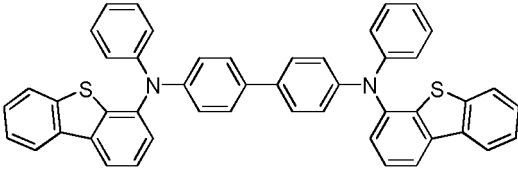
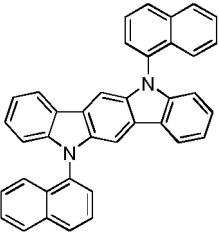
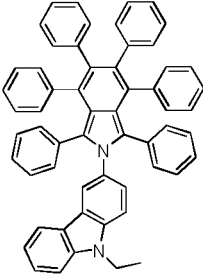
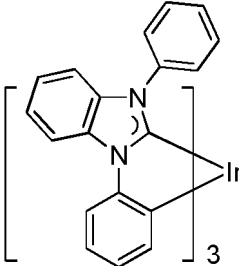
(continued)

MATERIAL	EXAMPLES OF MATERIAL	PUBLICATIONS
Hole injection materials		
Organic compounds with conductive inorganic compounds, such as molybdenum and tungsten oxides		US20050123751 SID Symposium Digest, 37, 923 (2006) WO2009018009
n-type semiconducting organic complexes		US20020158242
Metal organometallic complexes		US20060240279
Cross-linkable compounds		US20080220265
Polythiophene based polymers and copolymers		WO 2011075644 EP2350216

(continued)

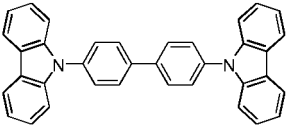
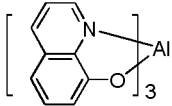
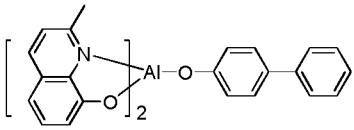
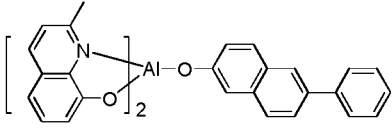
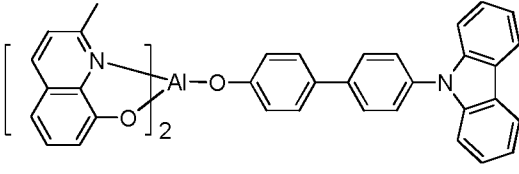
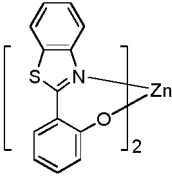
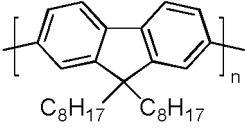
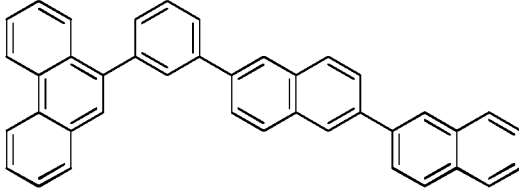
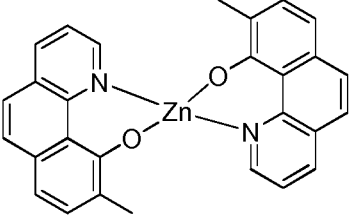
Hole transporting materials			
5	Triarylamines (e.g., TPD, α -NPD)	<p>Chemical structure of N,N'-diphenyl-N,N'-diphenylbenzidine (TPD), a hole-transporting material. It consists of two triphenylamine groups connected by a biphenyl bridge.</p>	Appl. Phys. Lett. 51, 913 (1987)
10		<p>Chemical structure of N,N'-diphenyl-N,N'-diphenyl-1,1'-biphenyl-4,4'-diamine, a hole-transporting material. It consists of two triphenylamine groups connected by a 1,1'-biphenyl bridge.</p>	US5061569
15		<p>Chemical structure of N,N'-diphenyl-N,N'-diphenyl-4,4'-oxydiphenylamine, a hole-transporting material. It consists of two triphenylamine groups connected by a 4,4'-oxydiphenyl bridge.</p>	EP650955
20		<p>Chemical structure of N,N'-diphenyl-N,N'-diphenyl-4,4'-methylenediphenylamine, a hole-transporting material. It consists of two triphenylamine groups connected by a 4,4'-methylenediphenyl bridge.</p>	
25		<p>Chemical structure of N,N'-diphenyl-N,N'-diphenyl-4,4'-methylenediphenylamine with a central phenyl ring, a hole-transporting material. It consists of two triphenylamine groups connected by a 4,4'-methylenediphenyl bridge, with a central phenyl ring attached to the bridge.</p>	J. Mater. Chem. 3, 319 (1993)
30		<p>Chemical structure of N,N'-diphenyl-N,N'-diphenyl-4,4'-methylenediphenylamine with a central phenyl ring and two additional phenyl rings, a hole-transporting material. It consists of two triphenylamine groups connected by a 4,4'-methylenediphenyl bridge, with a central phenyl ring and two additional phenyl rings attached to the bridge.</p>	
35		<p>Chemical structure of N,N'-diphenyl-N,N'-diphenyl-4,4'-methylenediphenylamine with a central phenyl ring and two additional phenyl rings in a different arrangement, a hole-transporting material. It consists of two triphenylamine groups connected by a 4,4'-methylenediphenyl bridge, with a central phenyl ring and two additional phenyl rings attached to the bridge.</p>	
40		<p>Chemical structure of N,N'-diphenyl-N,N'-diphenyl-4,4'-methylenediphenylamine with a central phenyl ring and two additional phenyl rings in a different arrangement, a hole-transporting material. It consists of two triphenylamine groups connected by a 4,4'-methylenediphenyl bridge, with a central phenyl ring and two additional phenyl rings attached to the bridge.</p>	Appl. Phys. Lett. 90, 183503 (2007)
45		<p>Chemical structure of N,N'-diphenyl-N,N'-diphenyl-4,4'-methylenediphenylamine with a central phenyl ring and two additional phenyl rings in a different arrangement, a hole-transporting material. It consists of two triphenylamine groups connected by a 4,4'-methylenediphenyl bridge, with a central phenyl ring and two additional phenyl rings attached to the bridge.</p>	Appl. Phys. Lett. 90, 183503 (2007)
50		<p>Chemical structure of N,N'-diphenyl-N,N'-diphenyl-4,4'-methylenediphenylamine with a central phenyl ring and two additional phenyl rings in a different arrangement, a hole-transporting material. It consists of two triphenylamine groups connected by a 4,4'-methylenediphenyl bridge, with a central phenyl ring and two additional phenyl rings attached to the bridge.</p>	
55			

(continued)

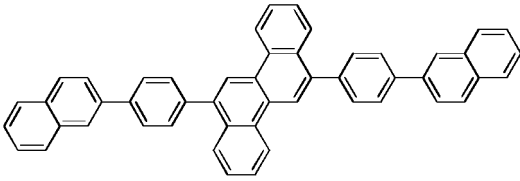
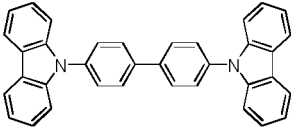
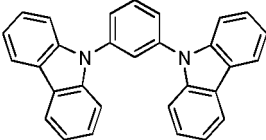
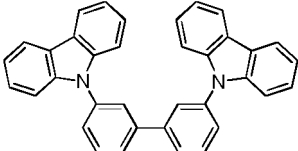
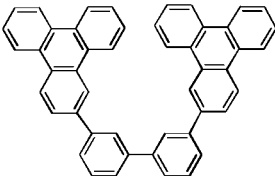
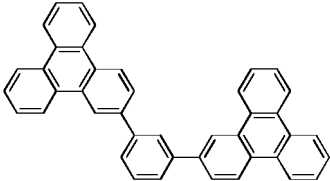
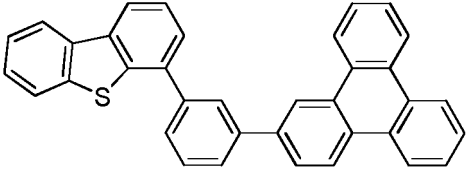
Hole transporting materials		
5	Triarylamine on spirofluorene core 	Synth. Met. 91, 209 (1997)
10	Arylamine carbazole compounds 	Adv. Mater. 6, 677 (1994), US20080124572
20	Triarylamine with (di)benzothiophene/(di)benzofuran 	US20070278938, US20080106190 US20110163302
25	Indolocarbazoles 	Synth. Met. 111, 421 (2000)
35	Isoindole compounds 	Chem. Mater. 15, 3148 (2003)
45	Metal carbene complexes 	US20080018221

55

(continued)

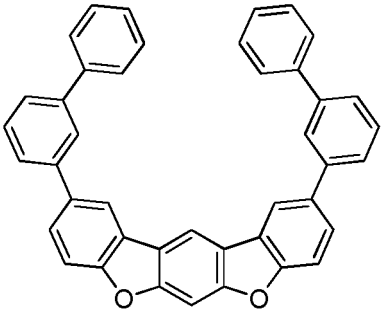
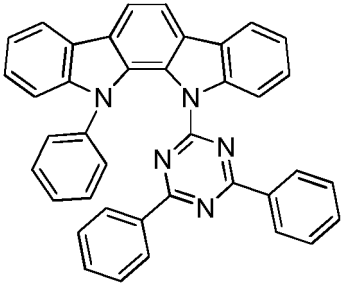
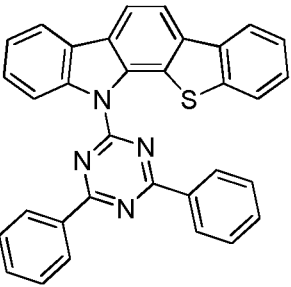
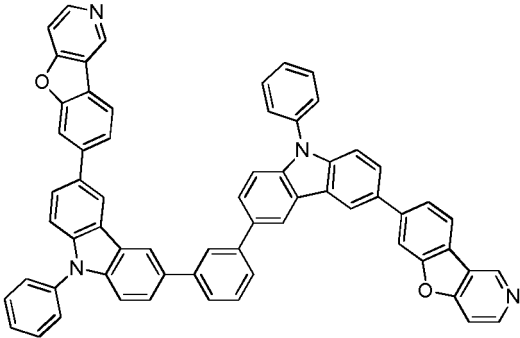
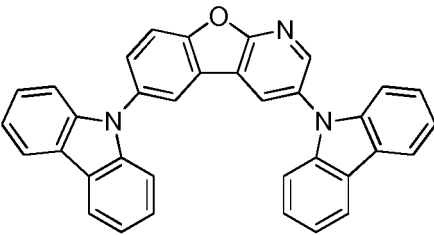
Phosphorescent OLED host materials		
Red hosts		
5 Arylcarbazoles		Appl. Phys. Lett. 78, 1622 (2001)
10 Metal 8-hydroxyquinolates (e.g., Alq ₃ , BAlq)		Nature 395, 151 (1998)
15		US20060202194
20		WO2005014551
25		WO2006072002
30 Metal phenoxybenzothiazole compounds		Appl. Phys. Lett. 90, 123509 (2007)
35 Conjugated oligomers and polymers (e.g., polyfluorene)		Org. Electron. 1, 15 (2000)
40 Aromatic fused rings		WO2009066779, WO2009066778, WO2009063833, US20090045731, US20090045730, WO2009008311, US20090008605, US20090009065
45 Zinc complexes		WO2010056066
50		
55		

(continued)

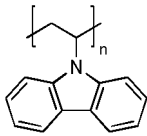
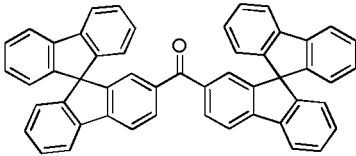
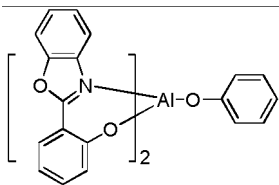
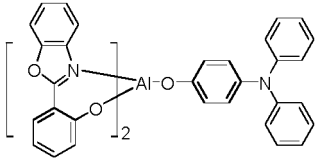
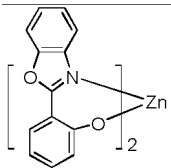
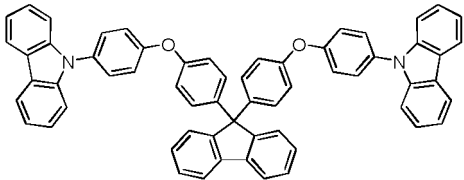
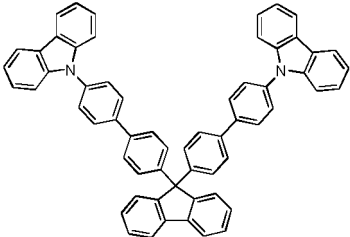
Phosphorescent OLED host materials			
Red hosts			
5 10	Chrysene based compounds		WO2011086863
Green hosts			
15	Arylcarbazoles		Appl. Phys. Lett. 78, 1622 (2001)
20			US20030175553
25			WO2001039234
30	Aryltriphenylene compounds		US20060280965
35			US20060280965
40			WO2009021126
45			
50			

55

(continued)

Green hosts		
5 10	<p>Poly-fused heteroaryl compounds</p> 	<p>US20090309488 US20090302743 US20100012931</p>
15		
20 25	<p>Donor acceptor type molecules</p> 	<p>WO2008056746</p>
30 35		<p>WO2010107244</p>
40 45	<p>Aza-carbazole/DBT/DBF</p> 	<p>JP2008074939</p>
50 55		<p>US20100187984</p>

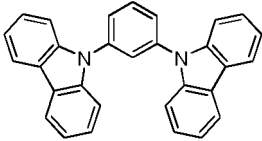
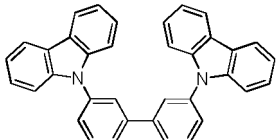
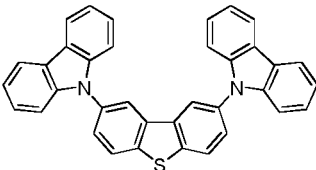
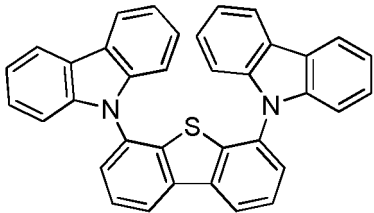
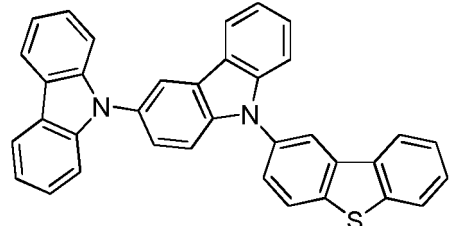
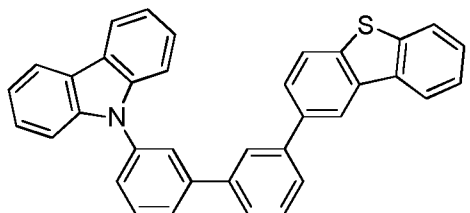
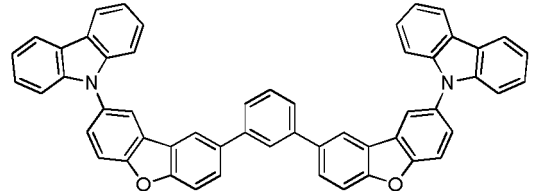
(continued)

Green hosts			
5	Polymers (e.g., PVK)		Appl. Phys. Lett. 77, 2280 (2000)
10	Spirofluorene compounds		WO2004093207
15	Metal phenoxybenzoxazole compounds		WO2005089025
20			WO2006132173
25			JP200511610
30			
35	Spirofluorene-carbazole compounds		JP2007254297
40			JP2007254297
45			
50			
55			

(continued)

Green hosts		
5	Indolocabazoles	WO2007063796
10		
15		WO2007063754
20	5-member ring electron deficient heterocycles (e.g., triazole, oxadiazole)	J. Appl. Phys. 90, 5048 (2001)
25		WO2004107822
30	Tetraphenylene complexes	US20050112407
35		
40		
45	Metal phenoxy pyridine compounds	WO2005030900
50	Metal coordination complexes (e.g., Zn, Al with N^N ligands)	US20040137268, US20040137267
55		

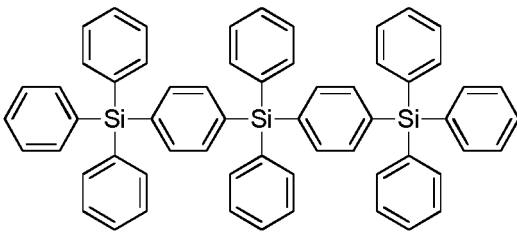
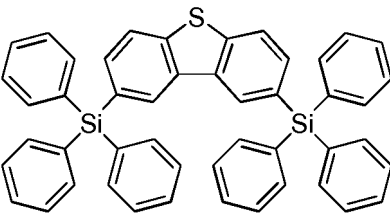
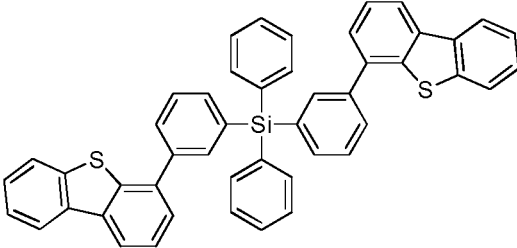
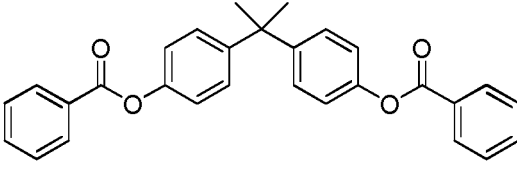
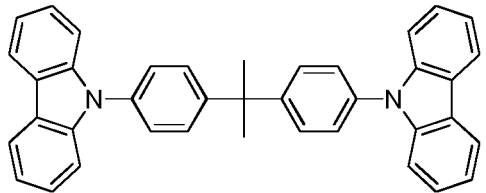
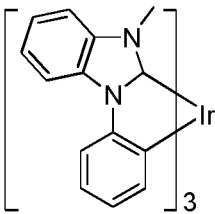
(continued)

Blue hosts			
5	Arylcarbazoles		Appl. Phys. Lett, 82, 2422 (2003)
10			US20070190359
15	Dibenzothiophene/Dibenzofuran-carbazole compounds		WO2006114966, US20090167162
20			US20090167162
25			WO2009086028
30			US20090030202, US20090017330
35			US20100084966

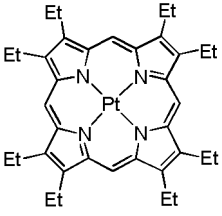
55

EP 2 594 572 B1

(continued)

Blue hosts		
5	Silicon aryl compounds	US20050238919
10		
15		WO2009003898
20	Silicon/Germanium aryl compounds	EP2034538A
25		
30	Aryl benzoyl ester	WO2006100298
35		
40	Carbazole linked by nonconjugated groups	US20040115476
45		
50	Aza-carbazoles	US20060121308
55	High triplet metal organometallic complex	US7154114
		

(continued)

Phosphorescent dopants		
Red dopants		
<p>5</p> <p>Heavy metal porphyrins (e.g., PtOEP)</p> <p>10</p>		<p>Nature 395, 151 (1998)</p>

15

20

25

30

35

40

45

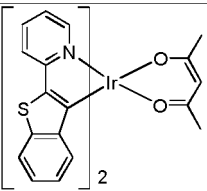
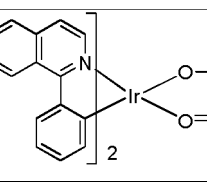
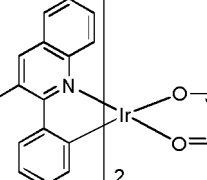
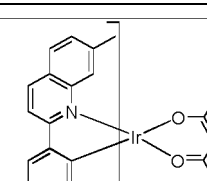
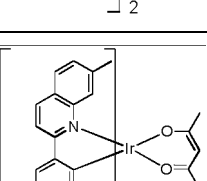
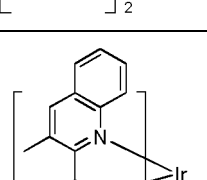
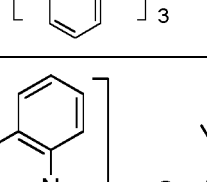
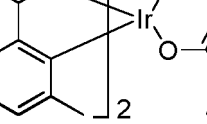
50

55

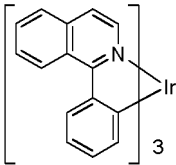
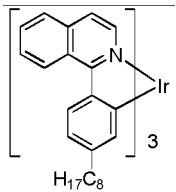
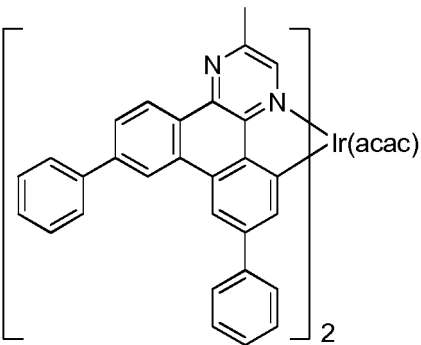
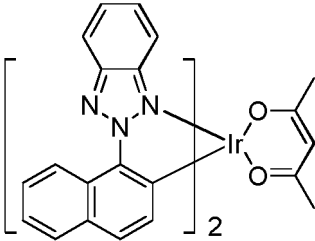
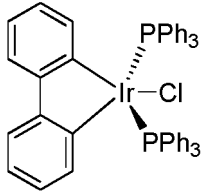
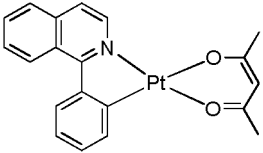
(continued)

Phosphorescent dopants

Red dopants

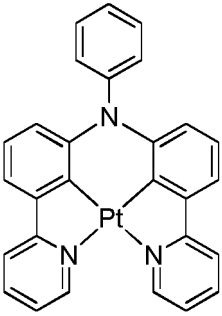
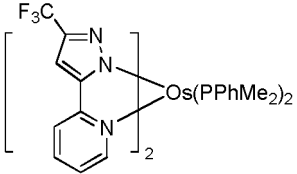
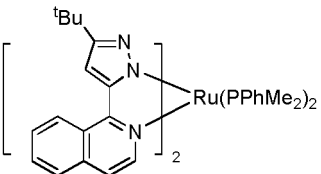
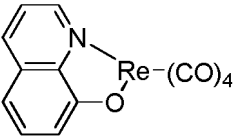
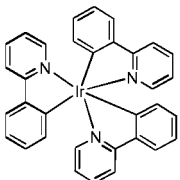
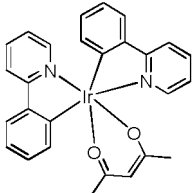
5	Iridium(III) organometallic complexes		Appl. Phys. Lett. 78, 1622 (2001)
10			US2006835469
15			US2006835469
20			US20060202194
25			US20060202194
30			US20070087321
35			US20080261076 US20100090591
40			
45			
50			
55			

(continued)

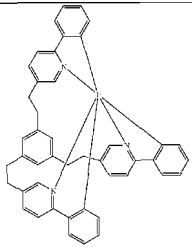
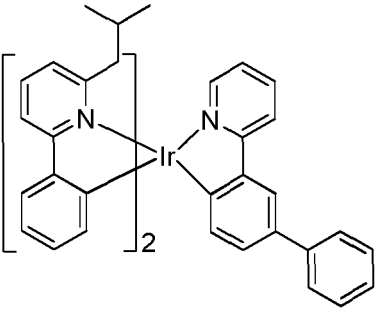
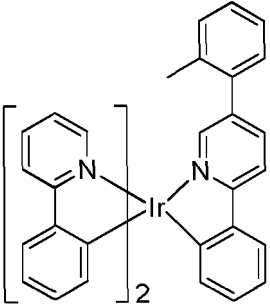
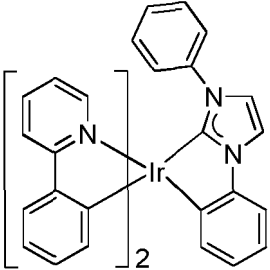
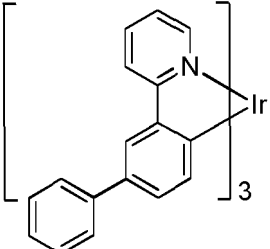
Phosphorescent dopants		
Red dopants		
5		US20070087321
10		
15		Adv. Mater. 19, 739 (2007)
20		WO2009100991
25		
30		WO2008101842
35		
40		US7232618
45		
50	Platinum(II) organometallic complexes	WO2003040257
		

55

(continued)

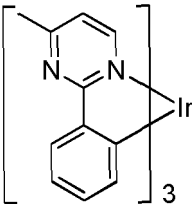
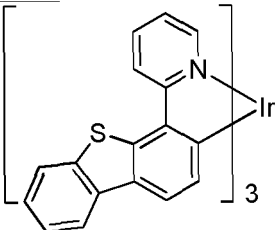
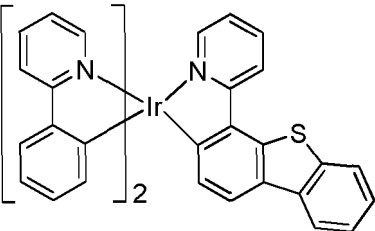
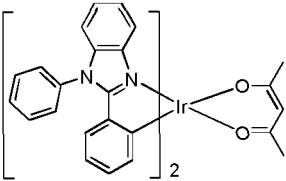
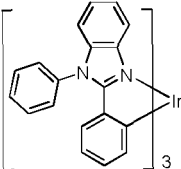
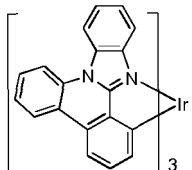
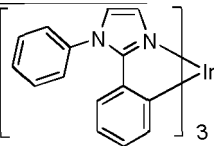
Phosphorescent dopants		
Red dopants		
5		US20070103060
10		
15		
20	Osminium(III) complexes	Chem. Mater. 17, 3532 (2005)
		
25	Ruthenium(II) complexes	Adv. Mater. 17, 1059 (2005)
		
30	Rhenium (I), (II), and (III) complexes	US20050244673
		
35	Green dopants	
40	Iridium(III) organometallic complexes	Inorg. Chem. 40, 1704 (2001)
		
	and its derivatives	
45		US20020034656
50		

(continued)

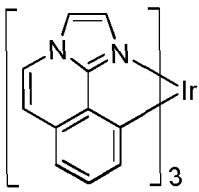
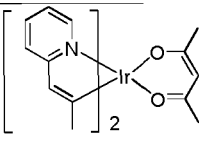
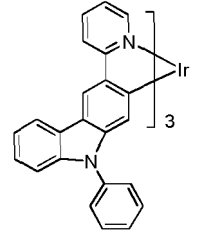
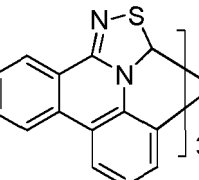
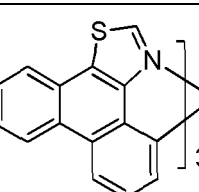
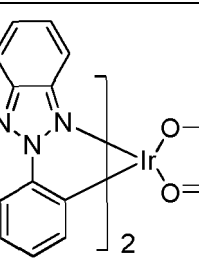
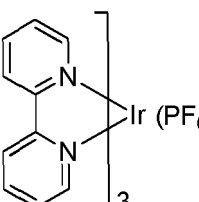
Green dopants		
5 10		US7332232
15 20		US20090108737
25 30		WO2010028151
35 40		EP1841834B
45 50		US20060127696

55

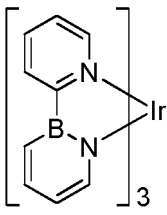
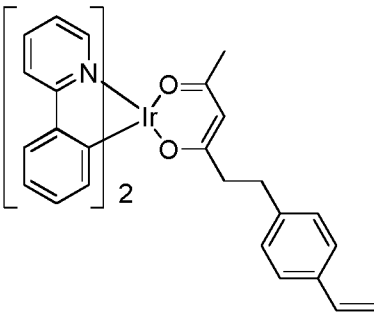
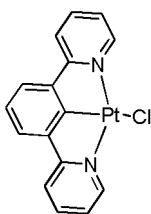
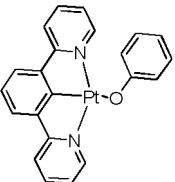
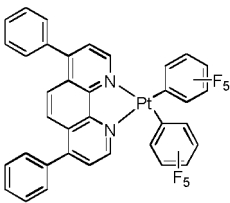
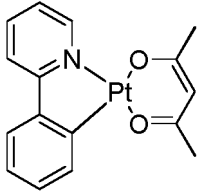
(continued)

Green dopants		
5		US20090039776
10		
15		US6921915
20		
25		US20100244004
30		
35		US6687266
40		
45		Chem. Mater. 16, 2480 (2004)
50		
55		US20070190359
		US 20060008670 JP2007123392

(continued)

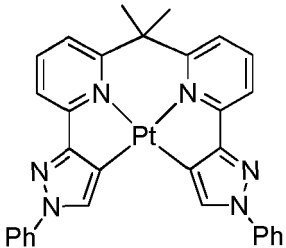
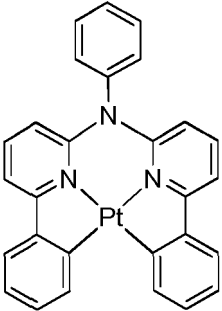
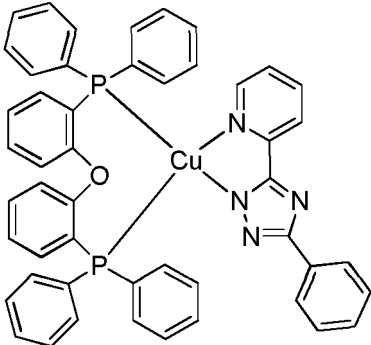
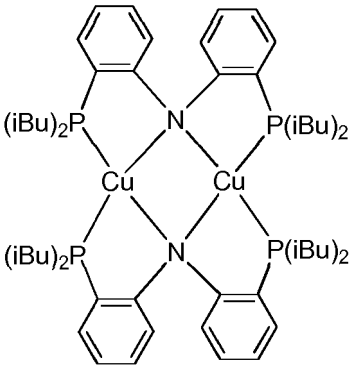
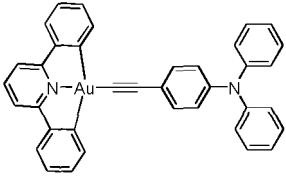
Green dopants		
5		WO2010086089, WO2011044988
10		Adv. Mater. 16, 2003 (2004)
15		Angew. Chem. Int. Ed. 2006, 45, 7800
20		WO2009050290
25		US20090165846
30		US20080015355
35		US20010015432
40		
45		
50		
55		

(continued)

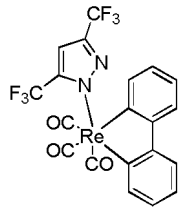
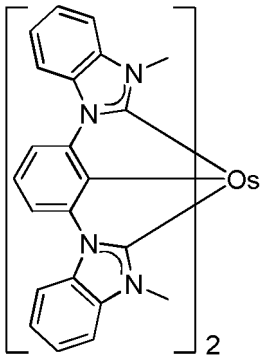
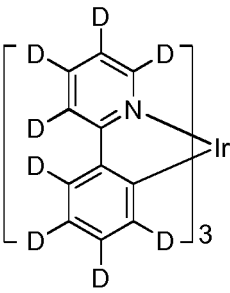
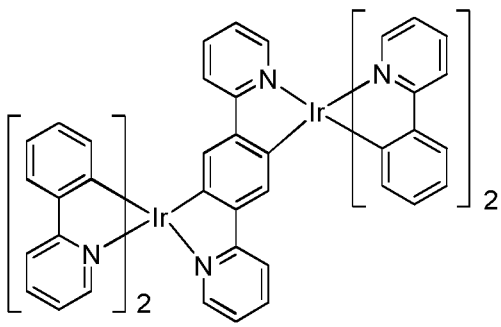
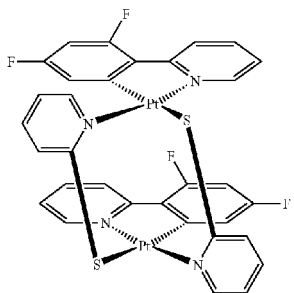
Green dopants		
5		US20100295032
10		
15	Monomer for polymeric metal organometallic compounds	US7250226, US7396598
20		
25	Pt(II) organometallic complexes, including polydentate ligands	Appl. Phys. Lett. 86, 153505 (2005)
30		
35		Appl. Phys. Lett. 86, 153505 (2005)
40		Chem. Lett. 34, 592 (2005)
45		WO2002015645
50		

55

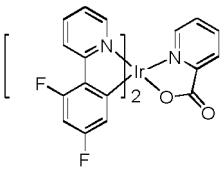
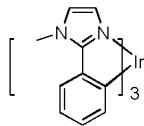
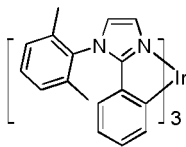
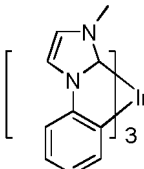
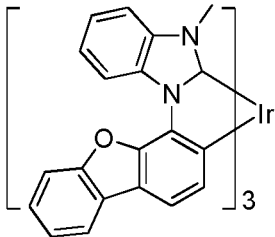
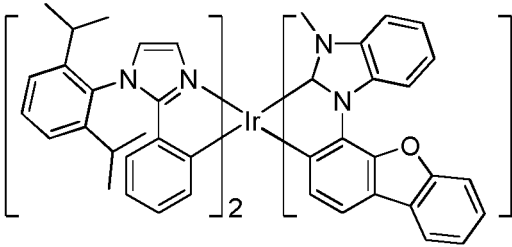
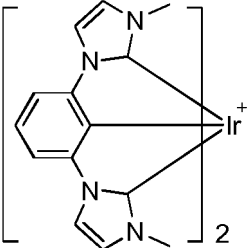
(continued)

Green dopants		US20060263635
		US20060182992 US20070103060
Cu complexes		WO2009000673
		US20070111026
Gold complexes		Chem. Commun. 2906 (2005)

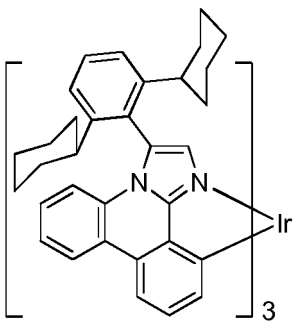
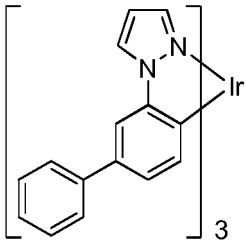
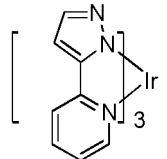
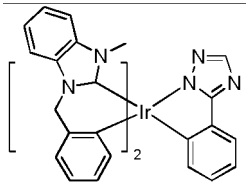
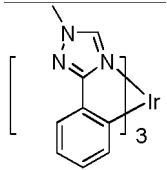
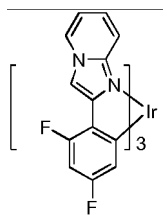
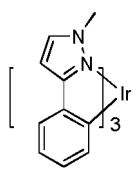
(continued)

Green dopants		
5 10	Rhenium(III) complexes 	Inorg. Chem. 42, 1248 (2003)
15 20	Osmium(II) complexes 	US7279704
25 30	Deuterated organometallic complexes 	US20030138657
35 40	Organometallic complexes with two or more metal centers 	US20030152802
45 50 55		US7090928

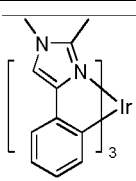
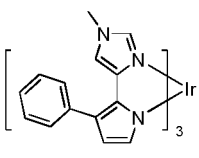
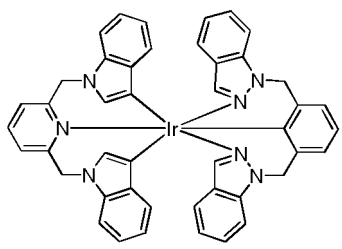
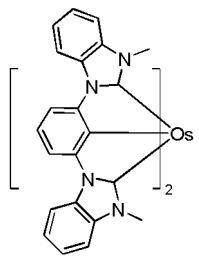
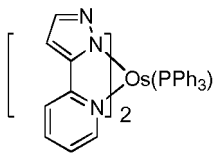
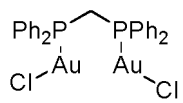
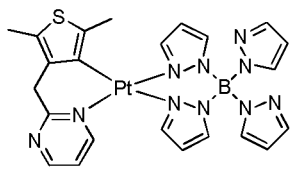
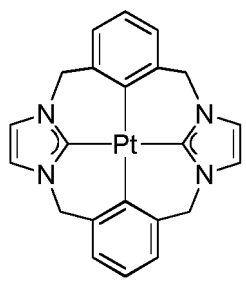
(continued)

Blue dopants		
5	Iridium(III) organometallic complexes	
		WO2002002714
10		
		WO2006009024
15		
		US20060251923 US20110057559 US20110204333
20		
		US7393599, WO2006056418, US20050260441, WO2005019373
25		
		US7534505
30		
		WO2011051404
35		
		US7445855
40		
45		
50		
55		

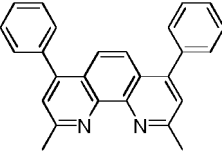
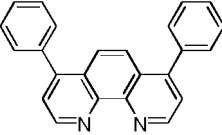
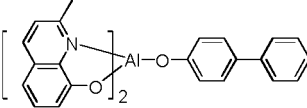
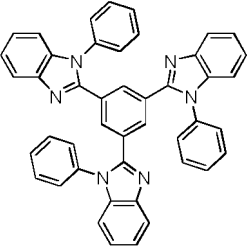
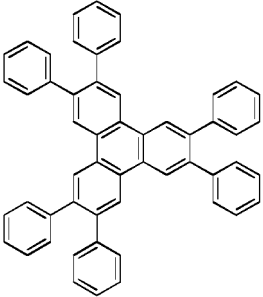
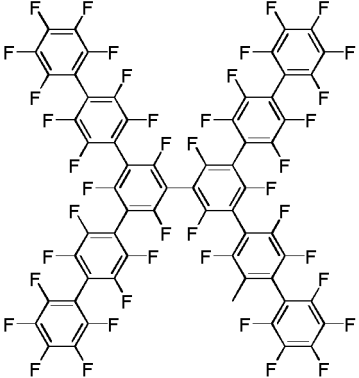
(continued)

Blue dopants		
5		US20070190359, US20080297033 US20100148663
10		
15		US7338722
20		
25		US20020134984
30		Angew. Chem. Int. Ed. 47, 1 (2008)
35		
40		Chem. Mater. 18, 5119 (2006)
45		Inorg. Chem. 46, 4308 (2007)
50		
55		WO2005123873

(continued)

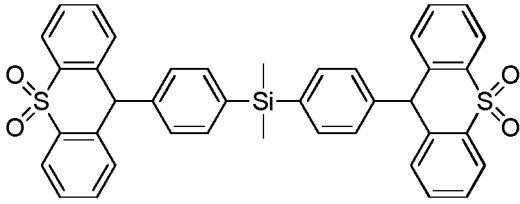
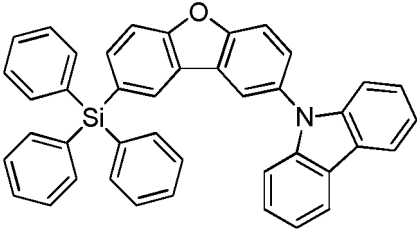
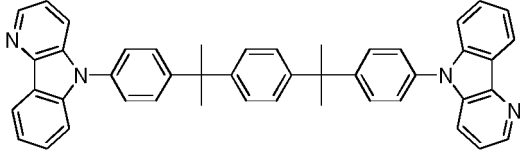
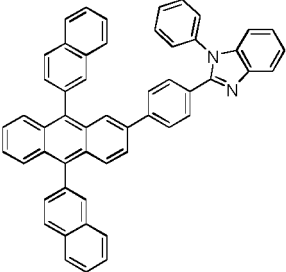
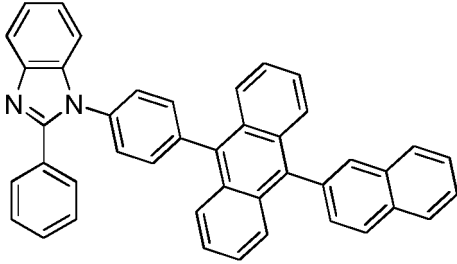
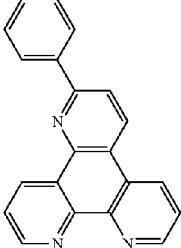
Blue dopants		
5		WO2005123873
10		WO2007004380
15		WO2006082742
20		
25	Osmium(II) complexes	
30		US7279704
35		Organometallics 23, 3745 (2004)
40	Gold complexes	
		Appl. Phys. Lett. 74, 1361 (1999)
45	Platinum(II) complexes	
		WO2006098120, WO2006103874
50	Pt tetradentate complexes with at least one metal-carbene bond	
55		US7655323

(continued)

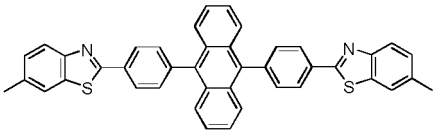
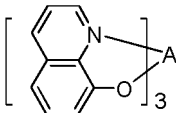
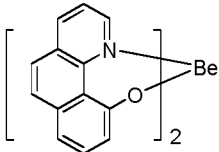
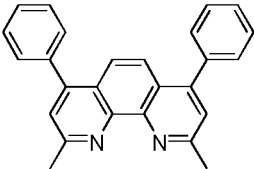
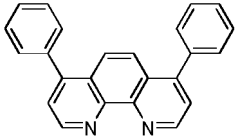
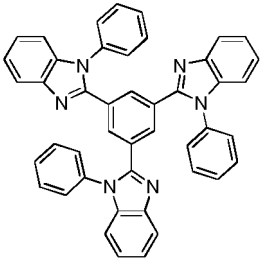
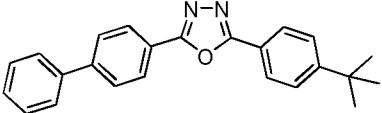
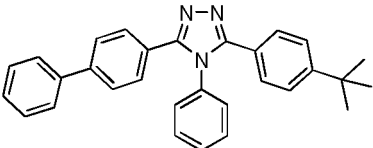
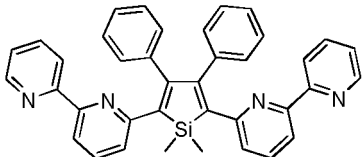
Exciton/hole blocking layer materials			
5	Bathocuprine compounds (e.g., BCP, BPhen)		Appl. Phys. Lett. 75, 4 (1999)
10			Appl. Phys. Lett. 79, 449 (2001)
15	Metal 8-hydroxyquinolates (e.g., BAlq)		Appl. Phys. Lett. 81, 162 (2002)
20	5-member ring electron deficient heterocycles such as triazole, oxadiazole, imidazole, benzoimidazole		Appl. Phys. Lett. 81, 162 (2002)
25			
30	Triphenylene compounds		US20050025993
35			
40	Fluorinated aromatic compounds		Appl. Phys. Lett. 79, 156 (2001)
45			
50			

55

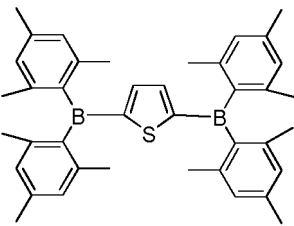
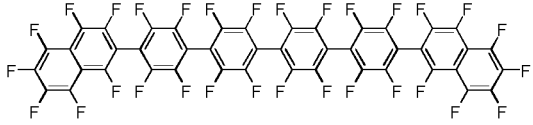
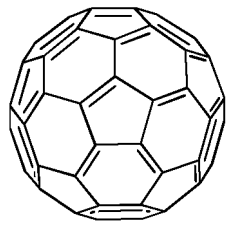
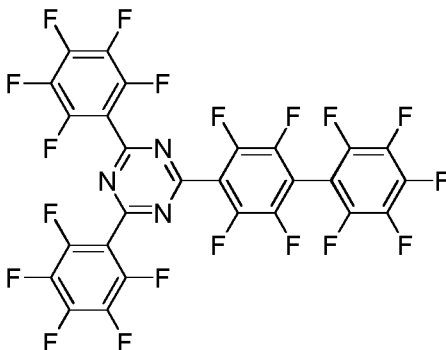
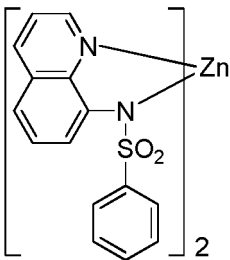
(continued)

Exciton/hole blocking layer materials		
5 10	Phenothiazine-S-oxide 	WO2008132085
15	Silylated five-membered nitrogen, oxygen, sulfur or phosphorus dibenzoheterocycles 	WO2010079051
20 25	Aza-carbazoles 	US20060121308
Electron transporting materials		
30 35	Anthracene-benzoimidazole compounds 	WO2003060956
40 45		US20090179554
50 55	Aza triphenylene derivatives 	US20090115316

(continued)

Electron transporting materials			
5	Anthracene-benzothiazole compounds		Appl. Phys. Lett. 89, 063504 (2006)
10	Metal 8-hydroxyquinolates (e.g., Alq ₃ , Zrq ₄)		Appl. Phys. Lett. 51, 913 (1987) US7230107
15	Metal hydroxybenoquinolates		Chem. Lett. 5, 905 (1993)
20	Bathocuprine compounds such as BCP, BPhen, etc		Appl. Phys. Lett. 91, 263503 (2007)
25			Appl. Phys. Lett. 79, 449 (2001)
30			Appl. Phys. Lett. 74, 865 (1999)
35	5-member ring electron deficient heterocycles (e.g., triazole, oxadiazole, imidazole, benzoimidazole)		Appl. Phys. Lett. 55, 1489 (1989)
40			Jpn. J. Apply. Phys. 32, L917 (1993)
45			Org. Electron. 4, 113 (2003)
50	Silole compounds		
55			

(continued)

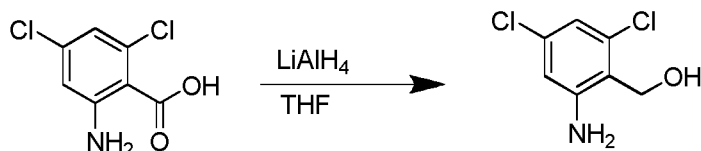
Electron transporting materials			
5	Arylborane compounds		J. Am. Chem. Soc. 120, 9714 (1998)
10	Fluorinated aromatic compounds		J. Am. Chem. Soc. 122, 1832 (2000)
15	Fullerene (e.g., C60)		US20090101870
20	Triazine complexes		US20040036077
25	Zn (N^N) complexes		US6528187
30			
35			
40			
45			

EXPERIMENTAL

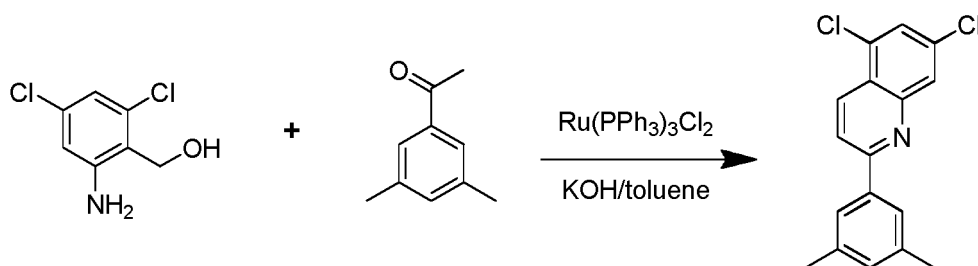
[0089] Chemical abbreviations used throughout this document are as follows: Cy is cyclohexyl, dba is dibenzylideneacetone, EtOAc is ethyl acetate, DME is dimethoxyethane, dppe is 1,2-bis(diphenylphosphino)ethane, THF is tetrahydrofuran, DCM is dichloromethane, DMF is dimethylformamide, S-Phos is dicyclohexyl(2',6'-dimethoxy-[1,1'-biphenyl]-2-yl)phosphine.

Synthesis of Compound 1

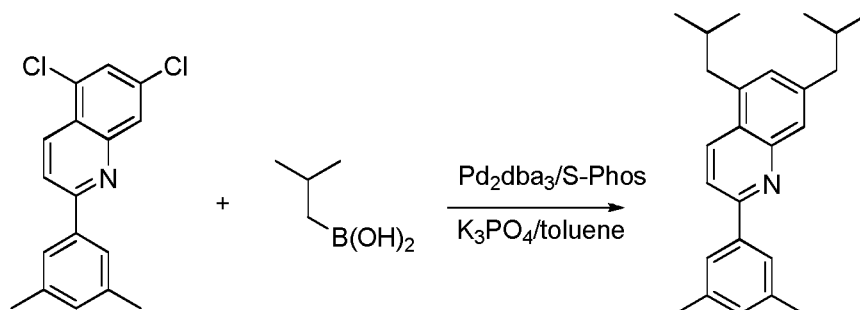
[0090]



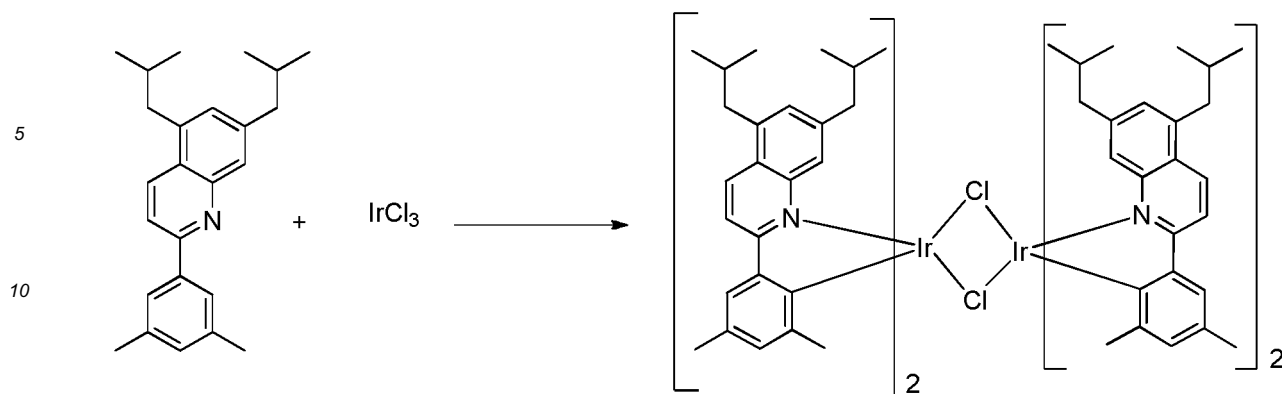
[0091] Synthesis of (2-amino-4,6-dichlorophenyl)methanol. 2-amino-4,6-dichlorobenzoic acid (10.0 g, 48.5 mmol) was dissolved in 50 mL of anhydrous THF in a 250 mL 2 neck round bottom flask. The solution was cooled in an ice-water bath. A solution of lithium aluminum hydride (LAH) (40 mL, 2.0 M) in THF was then added dropwise. After all of the LAH was added, the reaction mixture was allowed to warm up to room temperature and stirred at room temperature for overnight. Water (5.1 mL) was added to the reaction mixture followed by 5.1 mL of 15% NaOH and then an additional 9.2 mL of water. The salts were filtered off and washed with THF. The filtrate was concentrated to give (2-amino-4,6-dichlorophenyl)methanol (11.1 g, wet) as a yellow solid, which was taken on to the next step without further purification.



[0092] Synthesis of 5,7-dichloro-2-(3,5-dimethylphenyl)quinoline. (2-amino-4,6-dichlorophenyl)methanol (11.1 g, 48.5 mmol), 3,5-dimethylacetophenone (11.1 g, 74.9 mmol), $\text{RuCl}_2(\text{PPh}_3)_3$ (0.25 g, 0.29 mmol), KOH (2.19 g, 39 mmol) was refluxed in 200 mL of toluene for 18 hours. Water was collected during the reaction using a Dean-Stark trap. The reaction mixture was allowed to cool to room temperature and filtered through a silica gel plug and eluted with DCM. The product after evaporation of solvent was further purified by Kugelrohr distillation and recrystallization from dichloromethane/*iso*-propanol to give 5,7-dichloro-2-(3,5-dimethylphenyl)quinoline (8.85 g, 60.3% yield).

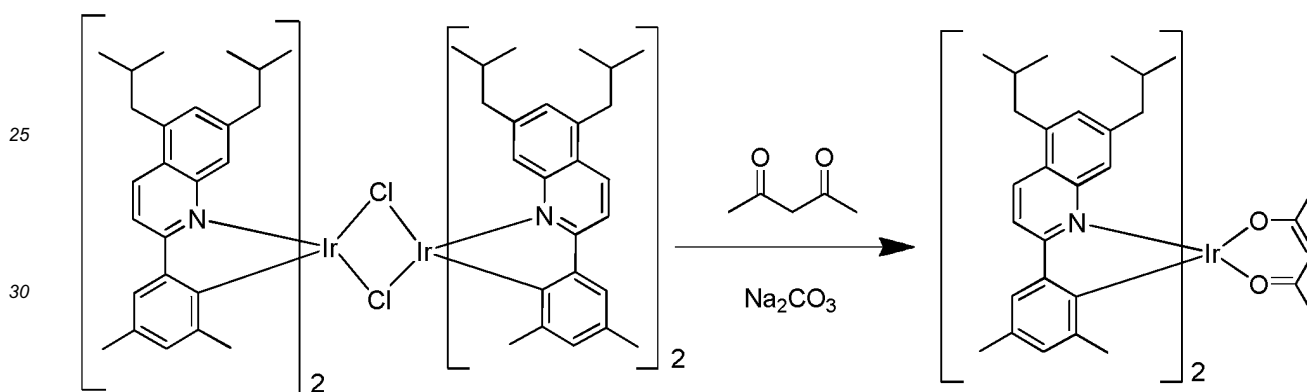


[0093] Synthesis of 2-(3,5-dimethylphenyl)-5,7-diisobutylquinoline. 5,7-dichloro-2-(3,5-dimethylphenyl)quinoline (4.8 g, 15.9 mmol), isobutylboronic acid (6.48 g, 63.5 mmol), dicyclohexyl(2',6'-dimethoxy-[1,1'-biphenyl]-2-yl)phosphine (1.04 g, 2.54 mmol), $\text{Pd}_2(\text{dba})_3$ (0.582 g, 0.635 mmol), potassium phosphate monohydrate (36.6 g, 159 mmol) and 2 mL of water were mixed in 240 mL of toluene. The system was degassed with nitrogen for 20 minutes and refluxed overnight. After cooling to room temperature, the reaction mixture was filtered through a Celite® plug and eluted with dichloromethane. The product was purified by column chromatography (4:1 to 1:1 hexanes/ethyl acetate, v/v) to give 5.2 g (41 % yield) of 2-(3,5-dimethylphenyl)-5,7-diisobutylquinoline, which was confirmed by GCMS.



15 **[0094] Synthesis of 2-(3,5-dimethylphenyl)-5,7-diisobutylquinoline Chloro-bridged iridium dimer.** A mixture of 2-(3,5-dimethylphenyl)-5,7-diisobutylquinoline (4.38 g, 12.7 mmol), $\text{IrCl}_3 \cdot 4\text{H}_2\text{O}$ (2.14 g, 5.76 mmol), 2-ethoxyethanol (48 mL) and water (16 mL) was refluxed under nitrogen overnight. The reaction mixture was filtered and washed with methanol. After vacuum drying, 1.66 g of dimer was obtained. The dimer was used for the next step without further purification.

20



35 **[0095] Synthesis of compound 1:** 2-(3,5-Dimethylphenyl)-5,7-diisobutylquinoline iridium dimer (1.66 g, 0.905 mmol), pentane-2,4-dione (0.905 g, 9.05 mmol), K_2CO_3 (1.25 g, 9.05 mmol) and 2-ethoxyethanol (80 mL) were stirred at room temperature for 24 hours. The precipitate was filtered and washed with methanol. The solid was further purified by passing it through a silica gel plug (pretreated with 15% triethylamine in hexane) and eluted with 80:20 (v/v) (hexanes:dichloromethane). Iso-propanol and a minimum amount of DCM were added to the solid product obtained after column chromatography. The clear solution was concentrated down until the DCM was evaporated. After precipitation from 2-propanol, 1.6 g of product was obtained after filtration. The solid was sublimed under high vacuum at 200 °C to give Compound 1 (0.88 g, 49%).

40

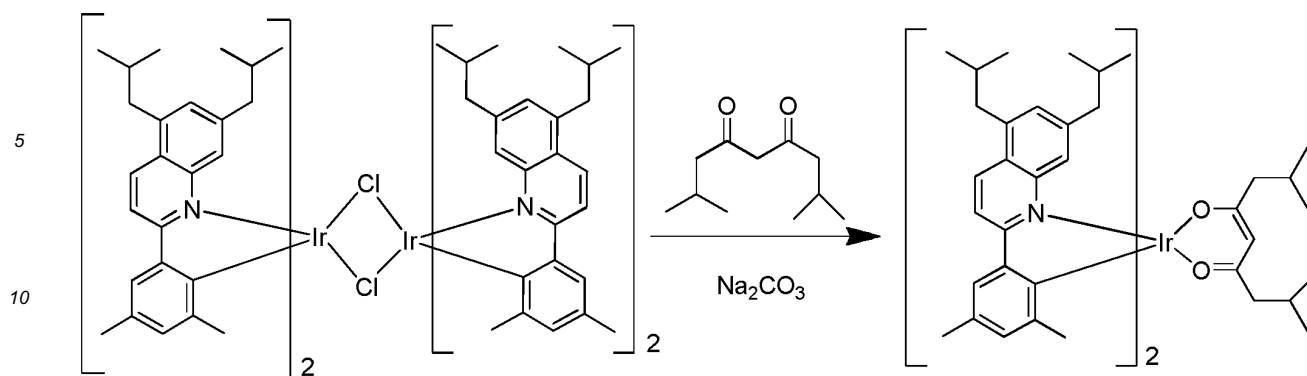
Synthesis of Compound 2

45

[0096]

50

55

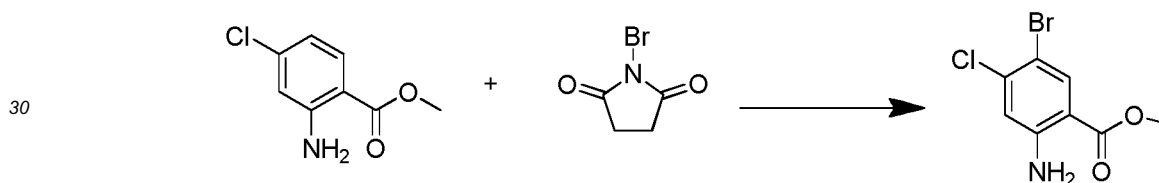


15 **[0097] Synthesis of Compound 2:** 2-(3,5-dimethylphenyl)-5,7-diisobutylquinoline iridium dimer (1.1 g, 0.6 mmol), 2,8-dimethylnonane (1.1 g, 6.0 mmol), K_2CO_3 (1.1 g, 6.0 mmol) and 2-ethoxyethanol (60 mL) were stirred at room temperature for 24 hours. The precipitate was filtered and washed with methanol. The solid was further purified by passing it through a silica gel plug (pretreated with 15% triethylamine in hexane) and eluted with 80:20 (v/v) (hexanes:dichloromethane). Iso-propanol and a minimum amount of DCM were added to the solid product obtained after column chromatography. The clear solution was concentrated down until DCM was evaporated. After precipitation from 2-propanol, 0.6 g (47%) of product was obtained after filtration. The solid was sublimed under high vacuum at 220 °C to give Compound 2 (0.5 g).

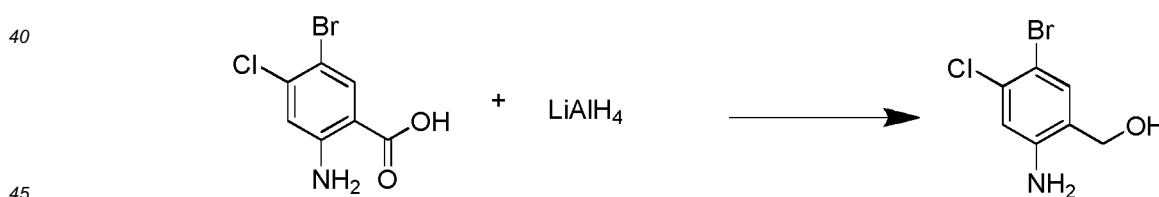
20

Synthesis of Compound 21

25 **[0098]**

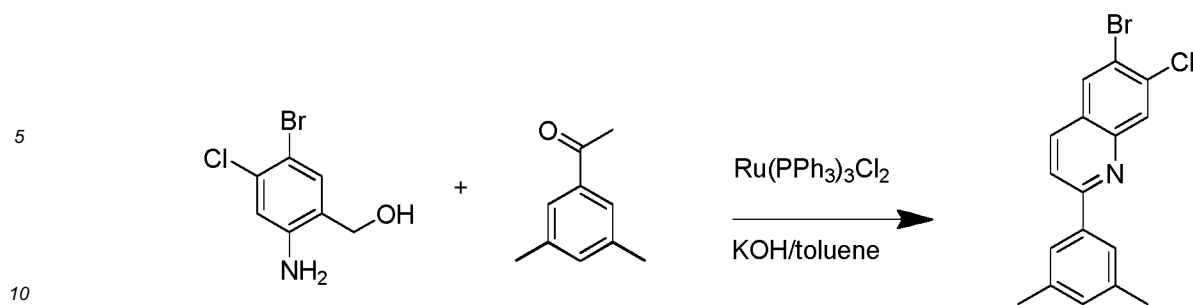


35 **[0099] Synthesis of methyl 2-amino-5-bromo-4-chlorobenzoate.** To a solution of methyl 2-amino-4-chlorobenzoate (20.0 g, 108 mmol) in DMF (200 mL) was added N-bromosuccinimide (19.2 g, 108 mmol) in one portion and stirred overnight at room temperature. The resulting solids were filtered off and dissolved in toluene, dried with Na_2SO_4 , and concentrated to give methyl 2-amino-5-bromo-4-chlorobenzoate (26.47 g, 93%)

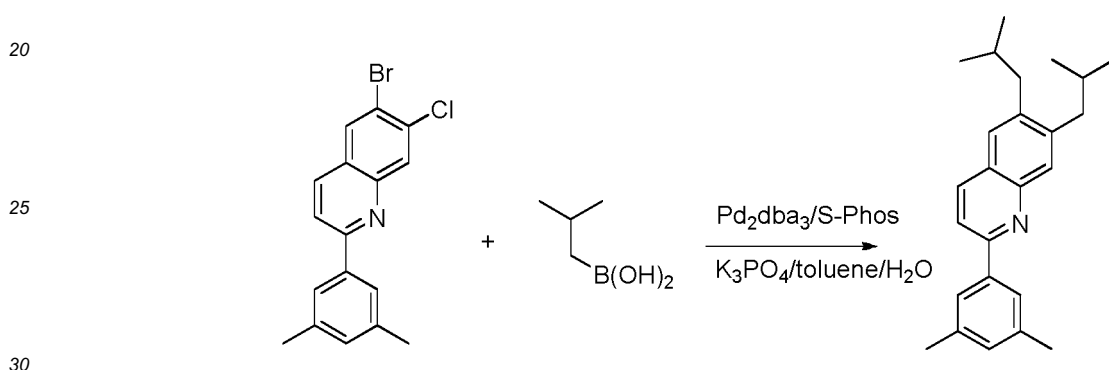


50 **[0100] Synthesis of (2-amino-5-bromo-4-dichlorophenyl)methanol.** A mixture of 28.5 mL of 2.0 M lithium aluminum hydride in tetrahydrofuran and tetrahydrofuran (180 mL) in a 1L 2 neck round bottom flask was cooled to -78 °C. A solution of methyl 2-amino-5-bromo-4-chlorobenzoate (13.7g, 51.8 mmol) in tetrahydrofuran (140 mL) was rapidly added and allowed to warm to room temperature. After stirring at room temperature for 2 hours the reaction was quenched with saturated aqueous. Na_2SO_4 (16.8 mL) followed by solid Na_2SO_4 (10.5 g). The resulting salts were filtered through a plug of Celite® and the filter cake was washed with methanol. The filtrate was concentrated to give 2-amino-5-bromo-4-dichlorophenyl)methanol (16.4 g, 99%) as a yellow solid, which was taken on to the next step without further purification.

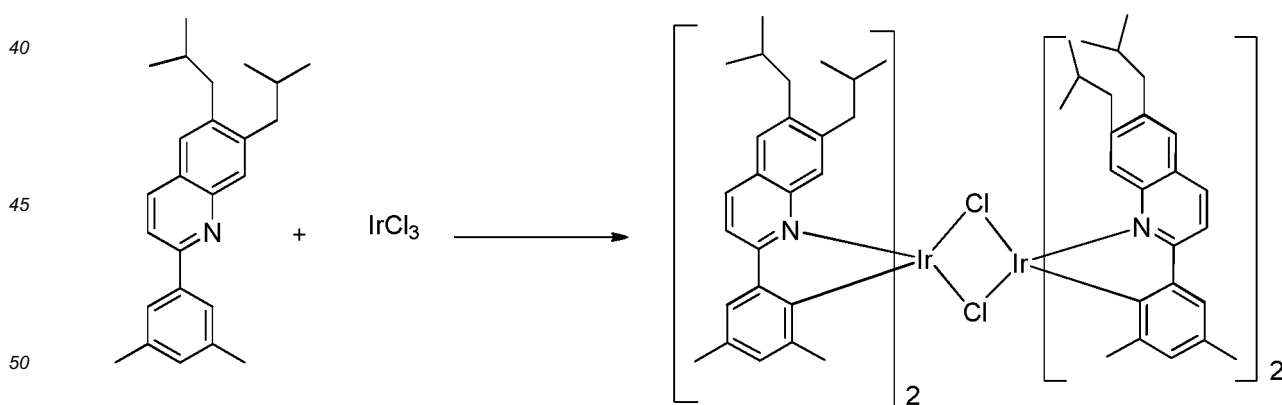
55



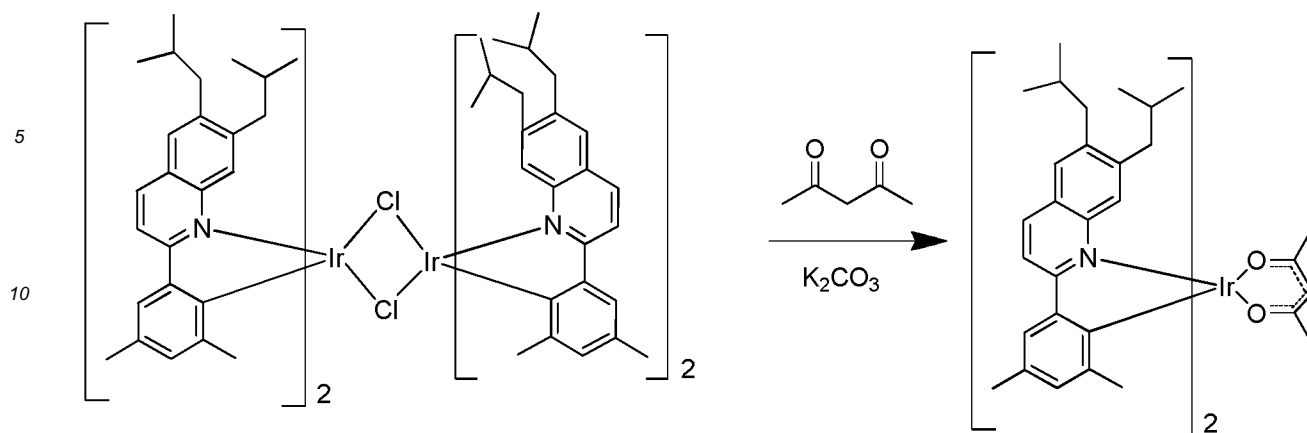
[0101] **Synthesis of 6-bromo-7-chloro-2-(3,5-dimethylphenyl)quinoline.** (2-amino-5-bromo-4-chlorophenyl)methanol (8.2 g, 34.7 mmol), 3,5-dimethylacetophenone (8.22 g, 55.5 mmol), $\text{RuCl}_2(\text{PPh}_3)_3$ (0.15 g, 0.173 mmol), and KOH (1.31 g, 23.4 mmol) was refluxed in 90 mL of toluene for 18 hours. Water was collected from the reaction using a Dean-Stark trap. The reaction mixture was allowed to cool to room temperature and filtered through a silica gel plug and eluted with DCM and purified by column chromatography, eluting with 2:1 (v/v) hexanes: DCM , to give 6-bromo-7-chloro-2-(3,5-dimethylphenyl)quinoline (5.2 g, 43.3%).



[0102] **Synthesis of 2-(3,5-dimethylphenyl)-6,7-diisobutylquinoline.** 6-Bromo-7-chloro-2-(3,5-dimethylphenyl)quinoline (5.2 g, 15.0 mmol), isobutylboronic acid (6.12 g, 60.0 mmol), dicyclohexyl(2',6'-dimethoxy-[1,1'-biphenyl]-2-yl)phosphine (0.99 g, 2.4 mmol), $\text{Pd}_2(\text{dba})_3$ (0.549 g, 0.60 mmol), potassium phosphate monohydrate (34.5 g, 150 mmol) and 2 mL of water were mixed in 240 mL of toluene. The system was degassed with nitrogen for 20 minutes and refluxed overnight. After cooling to room temperature, the reaction mixture was filtered through a Celite® plug and eluted with dichloromethane. The product was purified by column chromatography, eluting with 2:1 (v/v) hexanes: DCM , to give 2-(3,5-dimethylphenyl)-6,7-diisobutylquinoline (3.43 g, 66%).



[0103] **Synthesis of 2-(3,5-dimethylphenyl)-6,7-diisobutylquinoline iridium dimer.** A mixture of 2-(3,5-dimethylphenyl)-6,7-diisobutylquinoline (3.43 g, 9.9 mmol), $\text{IrCl}_3 \cdot 4\text{H}_2\text{O}$ (1.60 g, 4.32 mmol), ethoxyethanol (85 mL) and water (28 mL) was refluxed under nitrogen overnight. The reaction mixture was filtered and washed with methanol. 2-(3,5-Dimethylphenyl)-6,7-diisobutylquinoline iridium dimer (1.4 g, 35.4%) was obtained after vacuum drying. The dimer was used for the next step without further purification.



20

25

[0104] Synthesis of Compound 21: 2-(3,5-dimethylphenyl)-6,7-diisobutylquinoline Iridium dimer (1.4 g, 0.764 mmol), pentane-2,4-dione (0.764 g, 7.64 mmol), K_2CO_3 (1.06 g, 7.64 mmol) and 2-ethoxyethanol (100 mL) were stirred at room temperature for 24 hours. The precipitate was filtered and washed with methanol. The solid was further purified by passing it through a silica gel plug and eluted with 80:20 (v/v) (hexanes:dichloromethane). 2-Propanol was added to the filtrate. The filtrate was concentrated (but not to dryness), and then filtered to obtain (0.93 g, 62%) of Compound 21, which was confirmed by LC-MS.

Synthesis of Compound 11

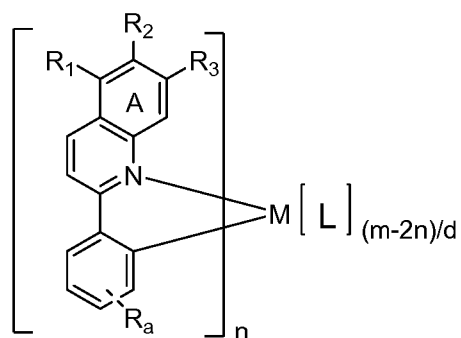
25

[0105] Compound 11 was prepared by a similar synthetic route as Compound 21.

Claims

30

1. A compound having the formula:



45

wherein M is Ir;

wherein L is a second ligand;

wherein d is the denticity of L;

wherein m is the maximum coordination number of the metal M;

wherein n is at least 1;

50

wherein each of R_1 , R_2 and R_3 is independently selected from the group consisting of hydrogen, deuterium, alkyl, cycloalkyl, and combinations thereof;

wherein at least two of R_1 , R_2 and R_3 are not hydrogen or deuterium;

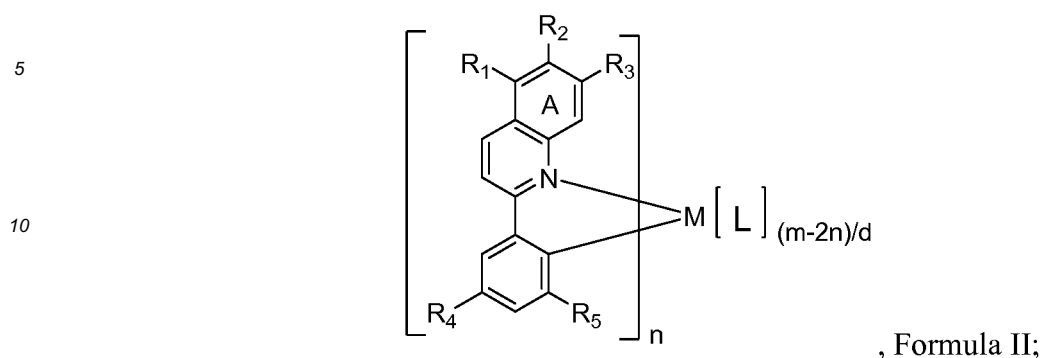
wherein the sum of the number of carbon atoms in R_1 , R_2 and R_3 is at least 4; and wherein any carbon atom in R_1 , R_2 , or R_3 attached directly to ring A is a primary, a secondary, or a tertiary carbon atom;

55

wherein R_a represents mono-, di-, tri-, or tetra-substitution; and

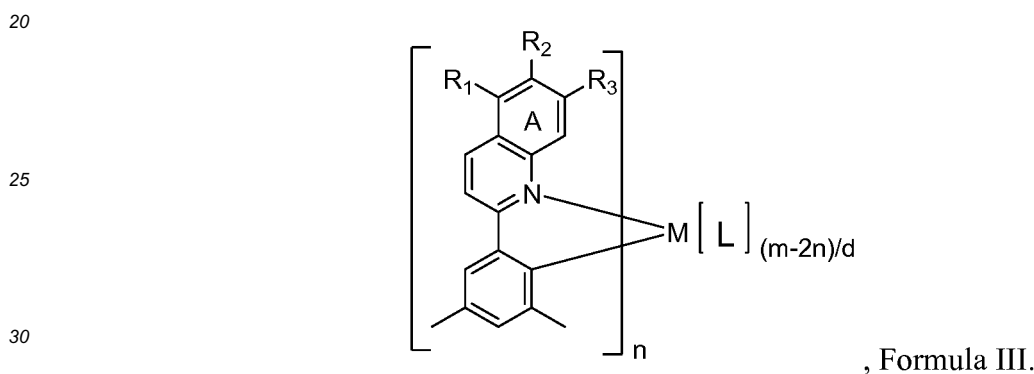
wherein R_a is selected from the group consisting of hydrogen, deuterium, halide, alkyl, cycloalkyl, heteroalkyl, arylalkyl, alkoxy, aryloxy, amino, silyl, alkenyl, cycloalkenyl, heteroalkenyl, alkynyl, aryl, heteroaryl, acyl, carbonyl, carboxylic acids, ester, nitrile, isonitrile, sulfanyl, sulfinyl, sulfonyl, phosphino, and combinations thereof.

2. The compound of claim 1, wherein the compound has the formula:



15 wherein R_4 and R_5 are alkyl.

3. The compound of claim 2, wherein the compound has the formula:



4. The compound of claim 1, wherein n is 2.

- 35 5. The compound of claim 1, wherein L is



45 and wherein R_x , R_y , and R_z are each independently selected from the group consisting of hydrogen, deuterium, halide, alkyl, cycloalkyl, heteroalkyl, arylalkyl, alkoxy, aryloxy, amino, silyl, alkenyl, cycloalkenyl, heteroalkenyl, alkynyl, aryl, heteroaryl, acyl, carbonyl, carboxylic acids, ester, nitrile, isonitrile, sulfanyl, sulfinyl, sulfonyl, phosphino, and combinations thereof.

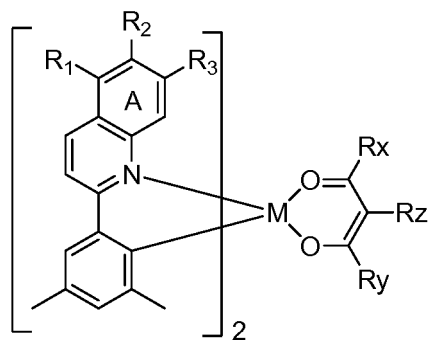
- 50 6. The compound of claim 5, wherein R_x , R_y , and R_z are independently selected from the group consisting of alkyl, hydrogen, deuterium, and combinations thereof.

7. The compound of claim 6, wherein R_z is hydrogen or deuterium, and R_x and R_y are independently selected from the group consisting of methyl, $\text{CH}(\text{CH}_3)_2$, and $\text{CH}_2\text{CH}(\text{CH}_3)_2$.

- 55 8. The compound of claim 5, wherein the compound has the formula:

5

10



, Formula IV.

9. The compound of claim 1, wherein R₁ and R₃ are alkyl.

15

10. The compound of claim 1, wherein R₁ and R₂ are alkyl.

11. The compound of claim 1, wherein R₂ and R₃ are alkyl.

20

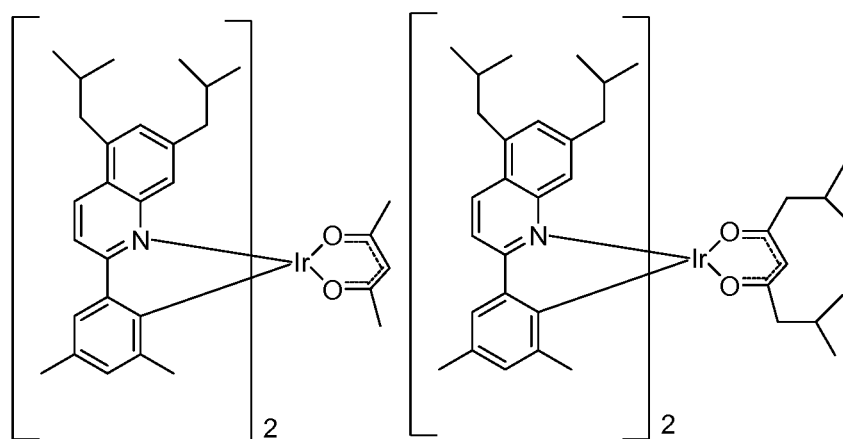
12. The compound of claim 1, wherein R₁, R₂ and R₃ are independently selected from the group consisting of: CH(CH₃)₂, CH₂CH(CH₃)₂, CH₂C(CH₃)₃, cyclopentyl, cyclohexyl and ethyl.

13. The compound of claim 1, wherein the compound is selected from the group consisting of:

25

30

35



Compound 1

Compound 2

40

45

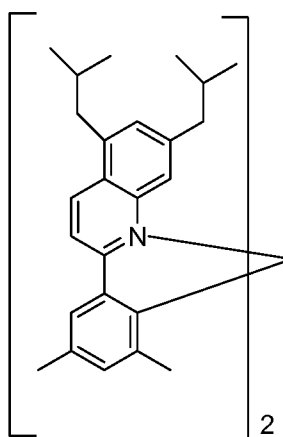
50

55

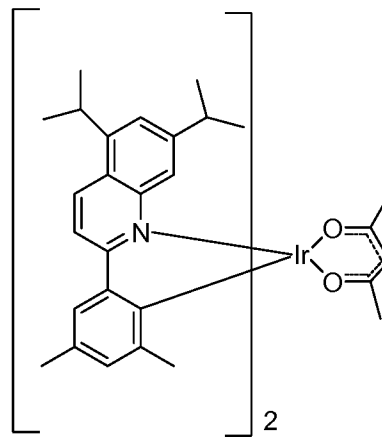
5

10

15



Compound 3

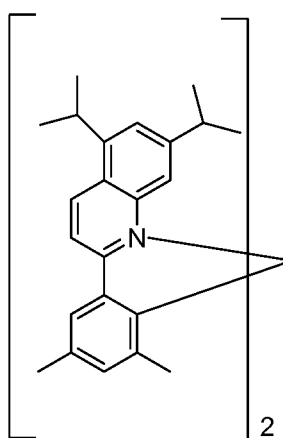


Compound 4

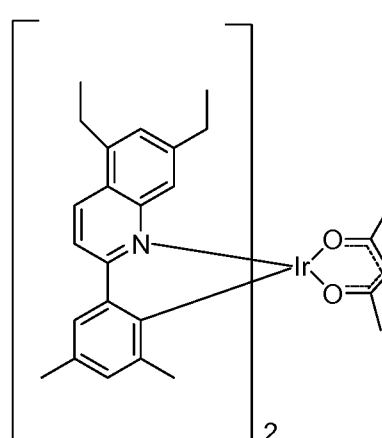
20

25

30



Compound 5



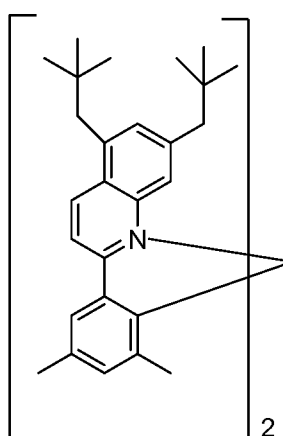
Compound 6

35

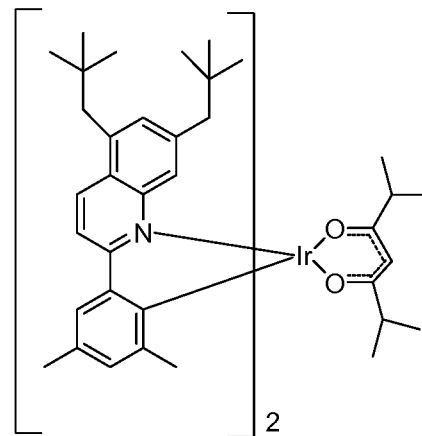
40

45

50



Compound 7



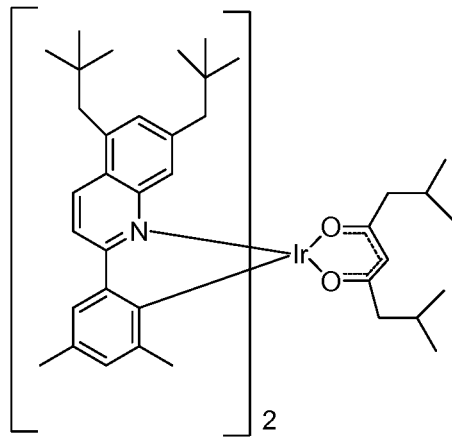
Compound 8

55

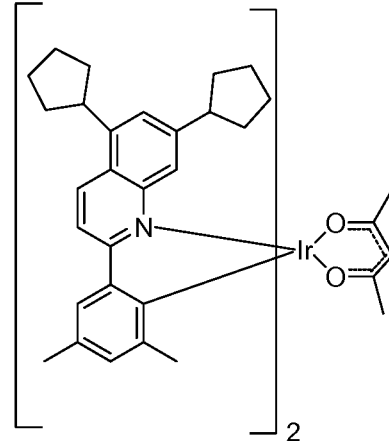
5

10

15



Compound 9



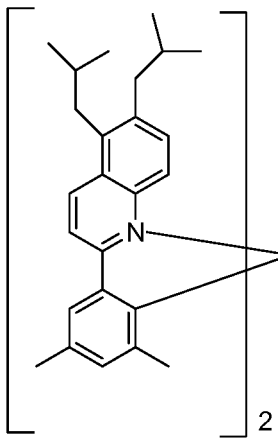
Compound 10

20

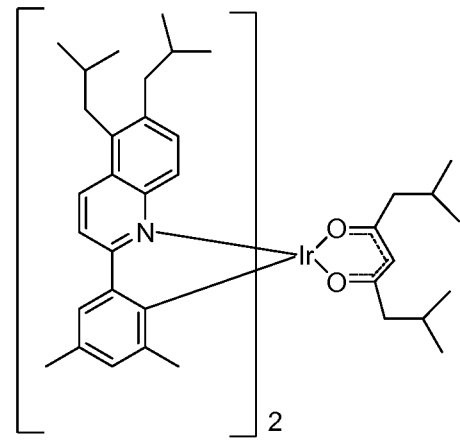
25

30

35



Compound 11



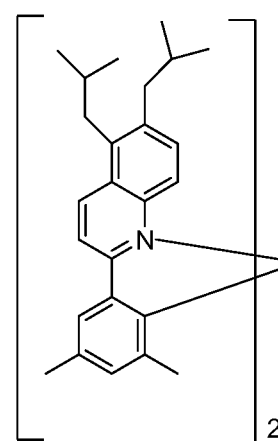
Compound 12

40

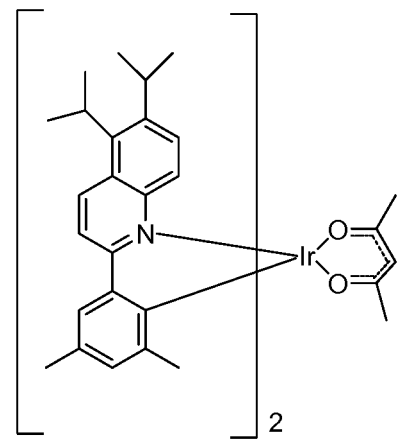
45

50

55



Compound 13

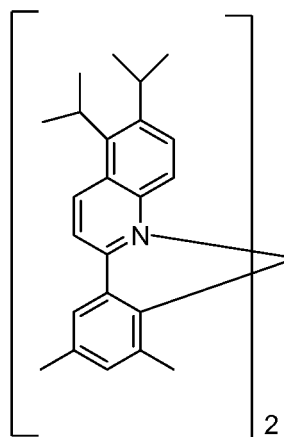


Compound 14

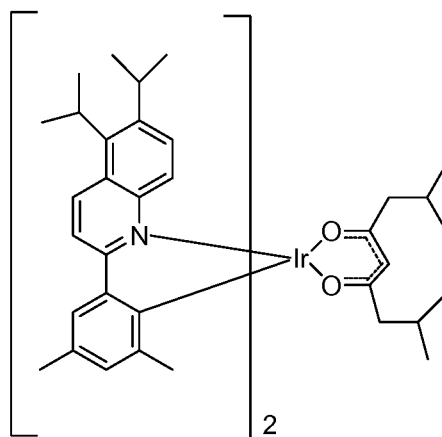
5

10

15



Compound 15

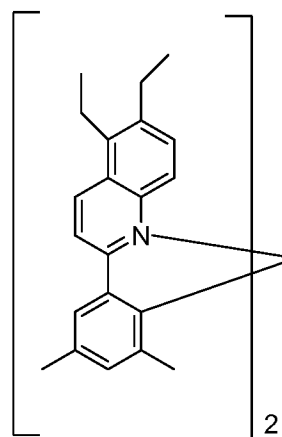


Compound 16

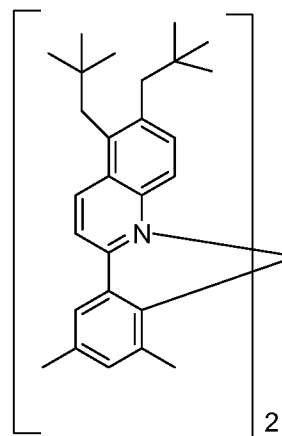
20

25

30



Compound 17



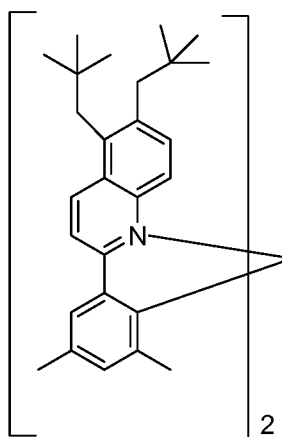
Compound 18

35

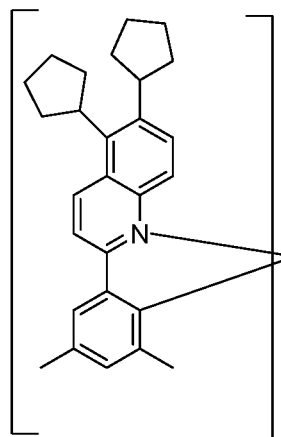
40

45

50



Compound 19



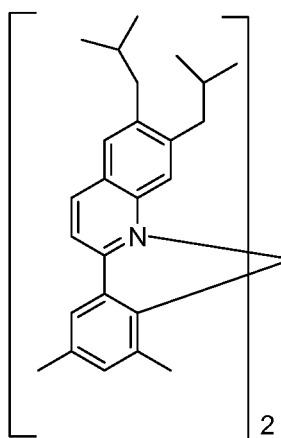
Compound 20

55

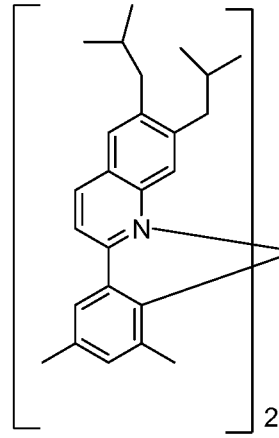
5

10

15



Compound 21

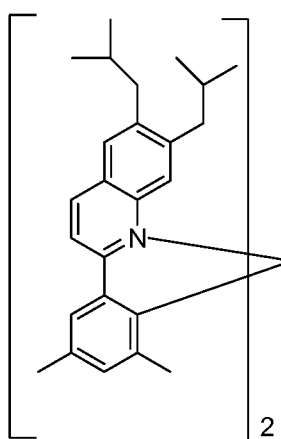


Compound 22

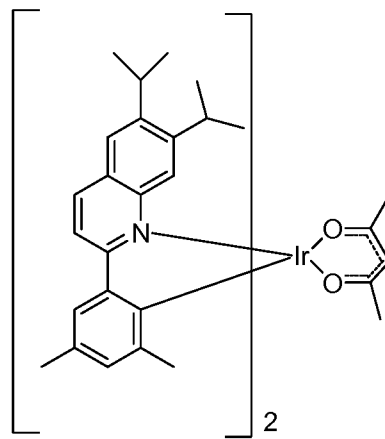
20

25

30



Compound 23



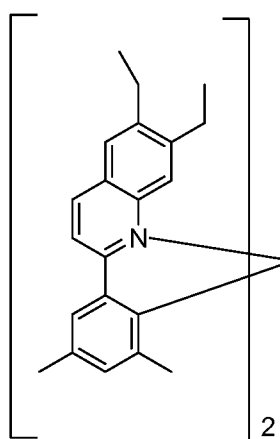
Compound 24

35

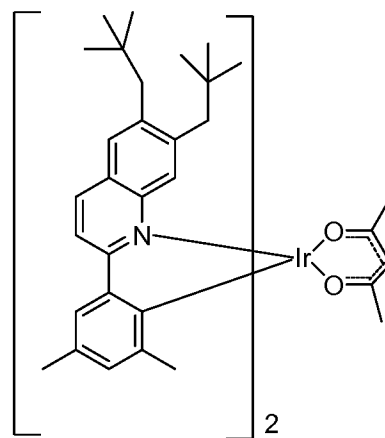
40

45

50



Compound 25



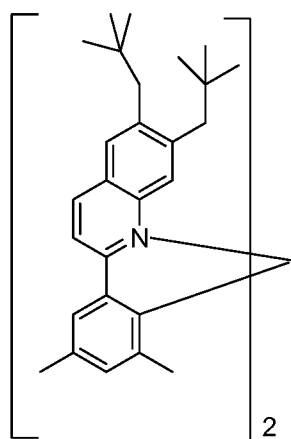
Compound 26

55

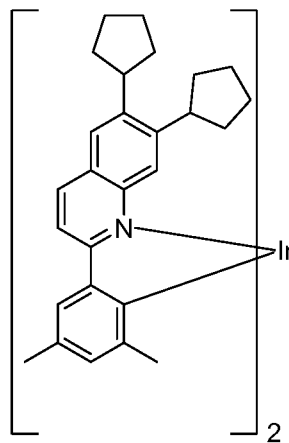
5

10

15



Compound 27



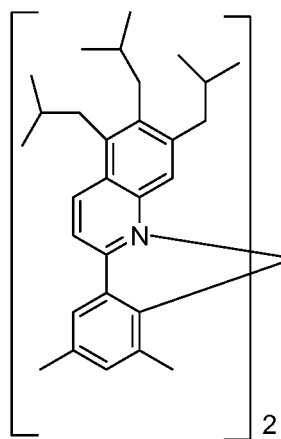
Compound 28

20

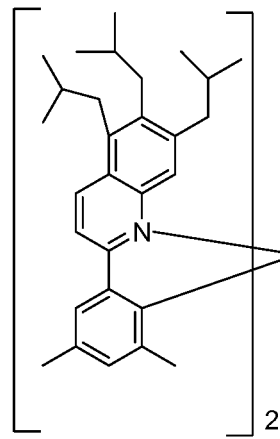
25

30

35



Compound 30



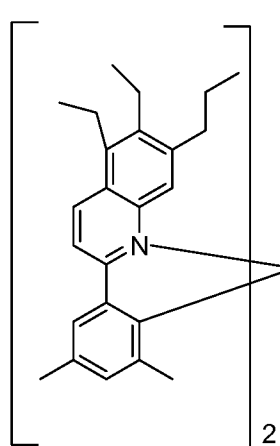
Compound 31

40

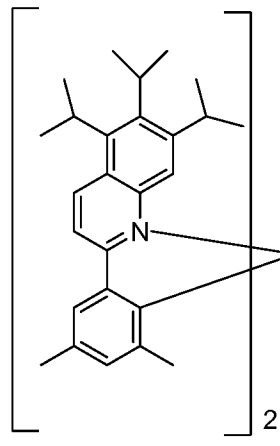
45

50

55



Compound 32

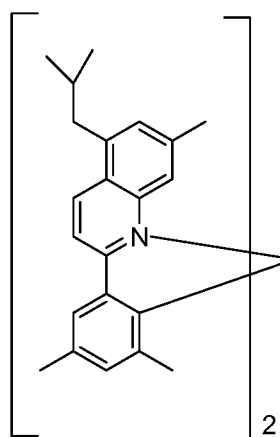


Compound 33

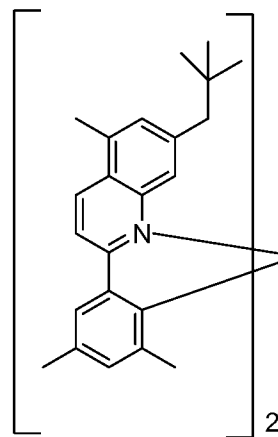
5

10

15



Compound 34

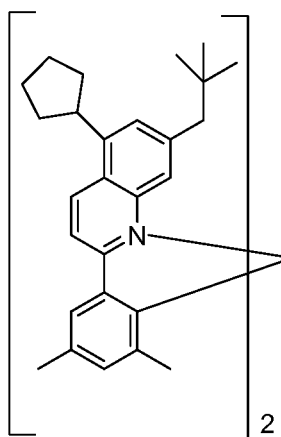


Compound 35

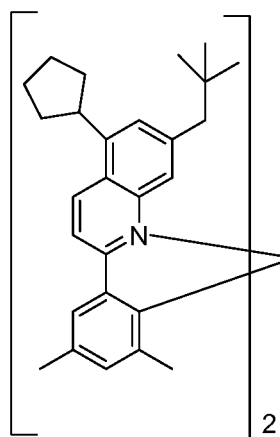
20

25

30



Compound 36



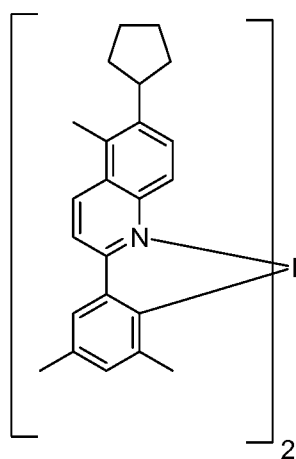
Compound 37

35

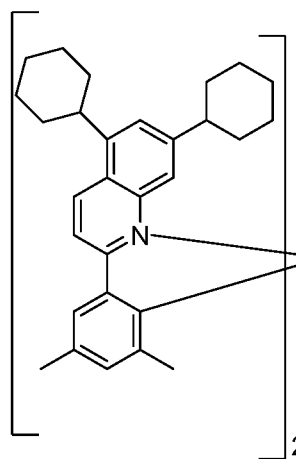
40

45

50

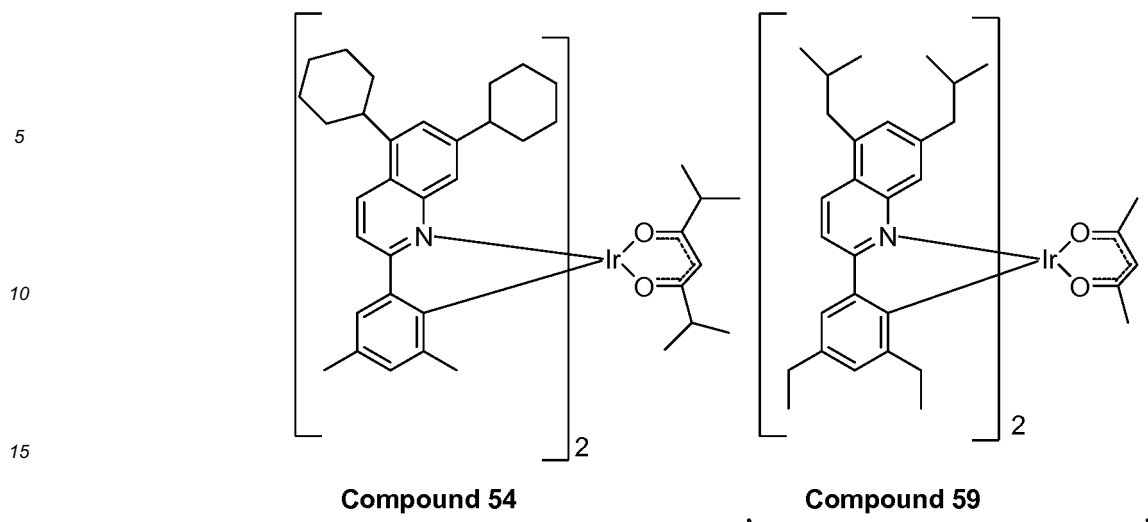


Compound 38

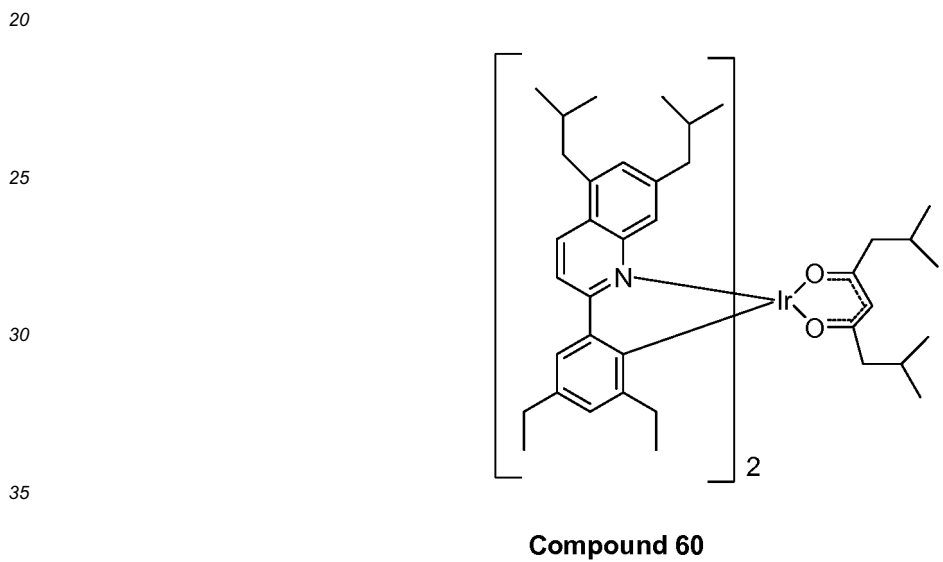


Compound 53

55



and



40 **14.** A first device comprising a first organic light emitting device, further comprising:

- 45 an anode;
 a cathode; and
 an organic layer, disposed between the anode and the cathode, comprising a compound according to any one of the previous claims.

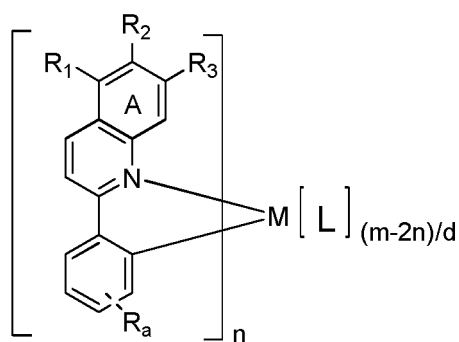
Patentansprüche

50 **1.** Eine Verbindung mit der Formel:

55

5

10



, Formel I;

15

20

25

30

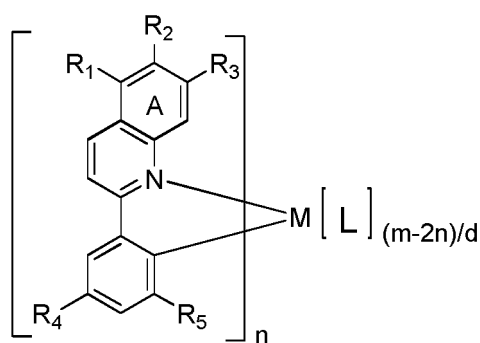
wobei M gleich Ir ist;
 wobei L ein zweiter Ligand ist;
 wobei d die Zähigkeit von L ist;
 wobei m die maximale Koordinationszahl des Metalls M ist;
 wobei n mindestens 1 ist;
 wobei jeder von R₁, R₂ und R₃ unabhängig ausgewählt ist aus der Gruppe bestehend aus Wasserstoff, Deuterium, Alkyl, Cycloalkyl und deren Kombinationen;
 wobei mindestens zwei aus R₁, R₂ und R₃ nicht Wasserstoff oder Deuterium sind;
 wobei die Summe der Kohlenstoffatome in R₁, R₂ und R₃ mindestens 4 beträgt; und
 wobei jedes Kohlenstoffatom in R₁, R₂ und R₃ das direkt an Ring A angeknüpft ist, ein primäres, ein sekundäres oder ein tertiäres Kohlenstoffatom ist;
 wobei R_a für mono-, di-, tri-, oder tetra Substitution steht; und
 wobei R_a ausgewählt ist, aus der Gruppe bestehend aus Wasserstoff, Deuterium, Halogen, Alkyl, Cycloalkyl, Heteroalkyl, Arylalkyl, Alkoxy, Aryloxy, Amino, Silyl, Alkenyl, Cycloalkenyl, Heteroalkenyl, Alkynyl, Aryl, Heteroaryl, Acyl, Carbonyl, Carbonsäuren, Ester, Nitril, Isonitril, Sulfanyl, Sulfinyl, Sulfonyl, Phosphino, und deren Kombinationen.

2. Die Verbindung nach Anspruch 1, wobei die Verbindung die folgende Formel aufweist:

35

40

45



, Formel II;

wobei R₄ und R₅ Alkyl sind.

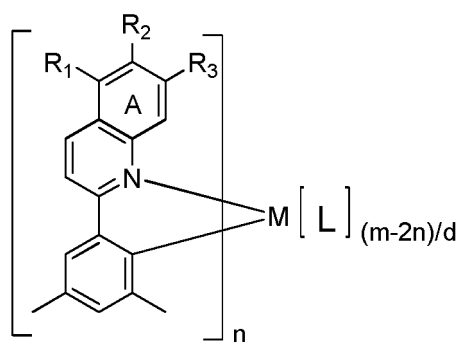
50

55

3. Die Verbindung in Anspruch 2, wobei die Verbindung die folgende Formel aufweist:

5

10



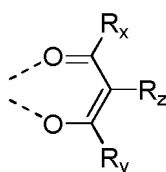
, Formel III.

4. Die Verbindung in Anspruch 1, wobei n für 2 steht.

15

5. Die Verbindung nach Anspruch 1, wobei L

20



25

ist, und wobei R_x , R_y und R_z jeweils unabhängig ausgewählt sind aus der Gruppe bestehend aus Wasserstoff, Deuterium, Halogen, Alkyl, Cycloalkyl, Heteroalkyl, Arylalkyl, Alkoxy, Aryloxy, Amino, Silyl, Alkenyl, Cycloalkenyl, Heteroalkenyl, Alkynyl, Aryl, Heteroaryl, Acyl, Carbonyl, Carbonsäuren, Ester, Nitril, Isonitril, Sulfonyl, Sulfinyl, Sulfonyl, Phosphino, und deren Kombinationen.

30

6. Die Verbindung nach Anspruch 5, wobei R_x , R_y und R_z unabhängig ausgewählt sind aus der Gruppe bestehend aus Alkyl, Wasserstoff, Deuterium, und deren Kombinationen.

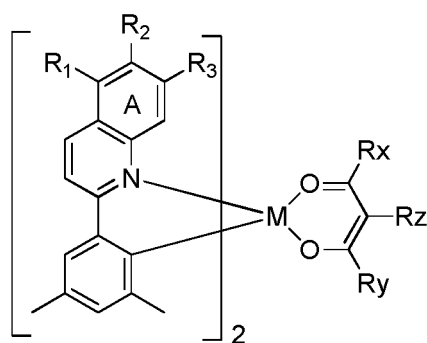
7. Die Verbindung nach Anspruch 6, wobei R_z Wasserstoff oder Deuterium ist, und R_x und R_y unabhängig ausgewählt sind aus der Gruppe bestehend aus Methyl, $\text{CH}(\text{CH}_3)_2$, und $\text{CH}_2\text{CH}(\text{CH}_3)_2$.

35

8. Die Verbindung von Anspruch 5, wobei die Verbindung die folgende Formel aufweist:

40

45



, Formel IV.

50

9. Die Verbindung nach Anspruch 1, wobei R_1 und R_3 Alkyl sind.

10. Die Verbindung nach Anspruch 1, wobei R_1 und R_2 Alkyl sind.

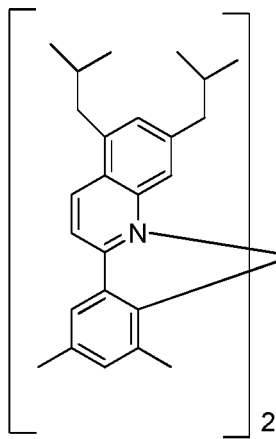
55

11. Die Verbindung nach Anspruch 1, wobei R_2 und R_3 Alkyl sind.

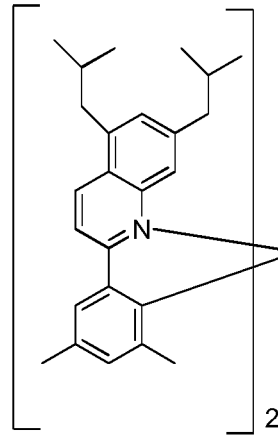
12. Die Verbindung nach Anspruch 1, wobei R_1 , R_2 und R_3 unabhängig ausgewählt sind aus der Gruppe bestehend aus $\text{CH}(\text{CH}_3)_2$, $\text{CH}_2\text{CH}(\text{CH}_3)_2$, $\text{CH}_2\text{C}(\text{CH}_3)_3$, Cyclopentyl, Cyclohexyl and Ethyl.

13. Die Verbindung nach Anspruch 1, wobei die Verbindung ausgewählt ist aus der Gruppe bestehend aus:

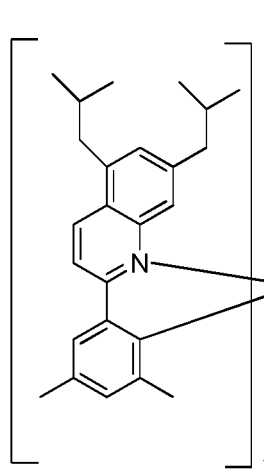
5
10
15
20
25
30
35
40
45
50
55



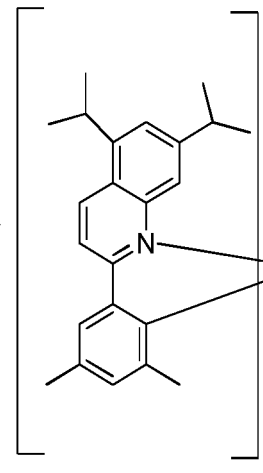
Verbindung 1



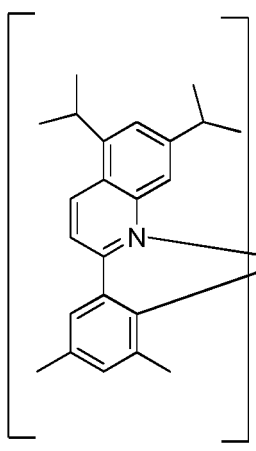
Verbindung 2



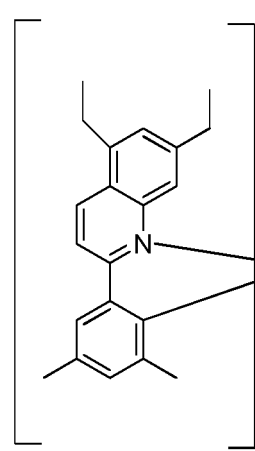
Verbindung 3



Verbindung 4



Verbindung 5

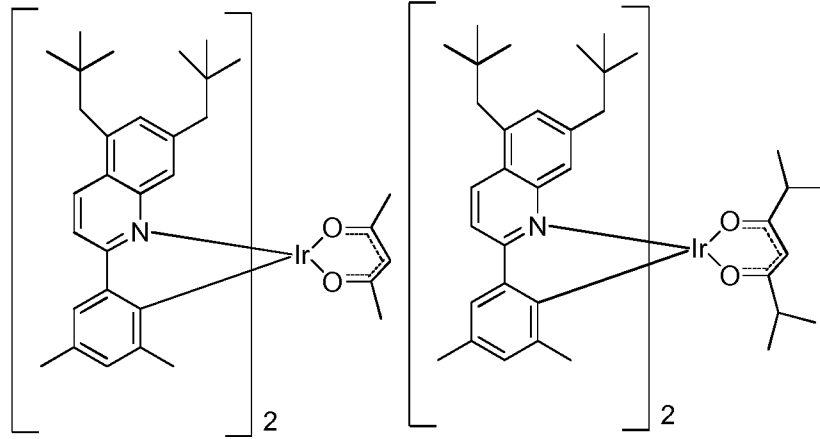


Verbindung 6

5

10

15



Verbindung 7

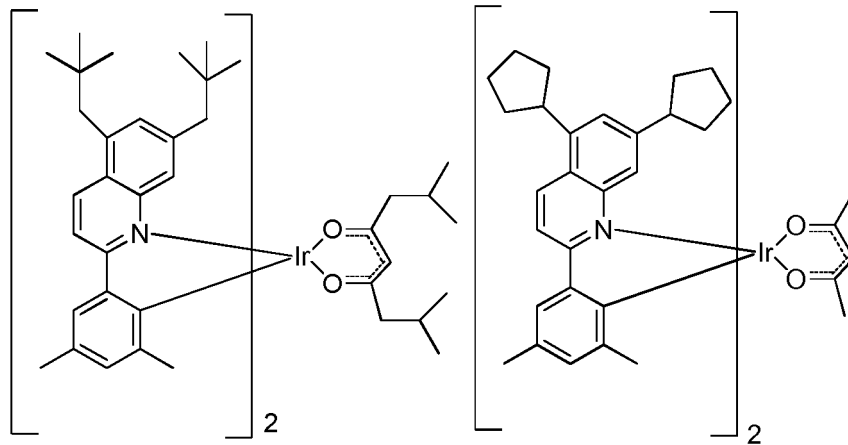
Verbindung 8

20

25

30

35



Verbindung 9

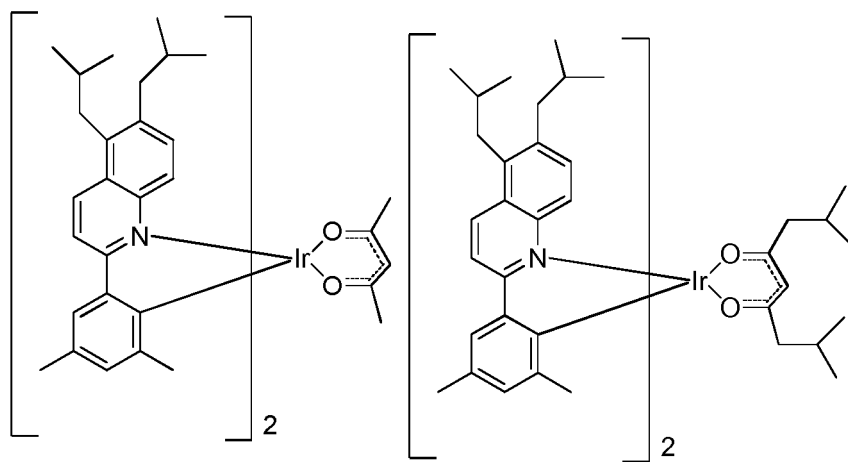
Verbindung 10

40

45

50

55



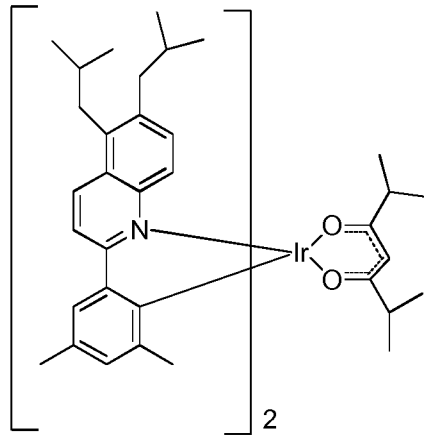
Verbindung 11

Verbindung 12

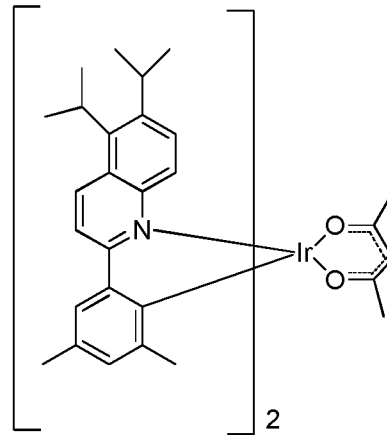
5

10

15



Verbindung 13

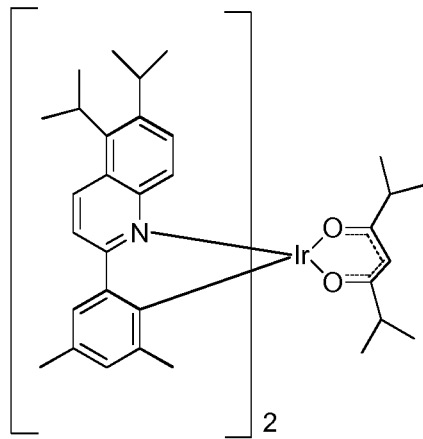


Verbindung 14

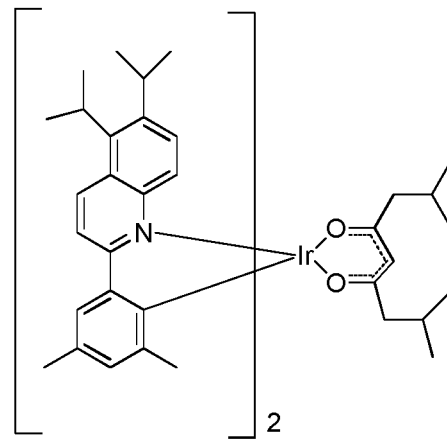
20

25

30



Verbindung 15



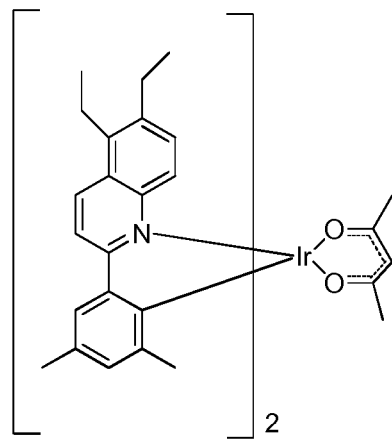
Verbindung 16

35

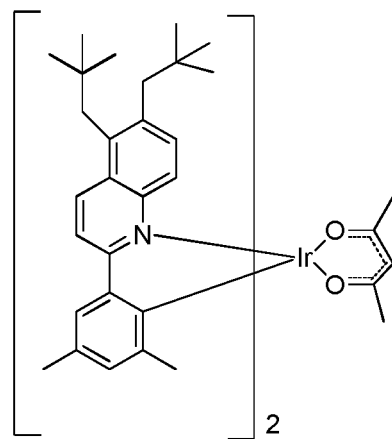
40

45

50



Verbindung 17



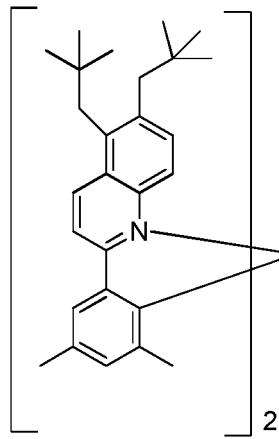
Verbindung 18

55

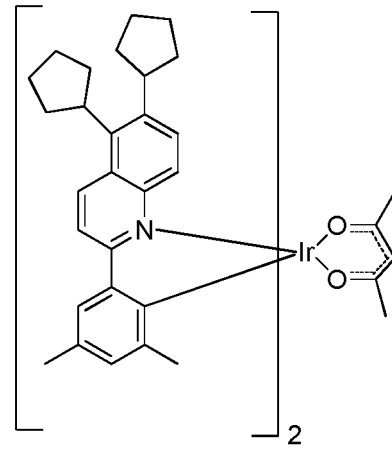
5

10

15



Verbindung 19

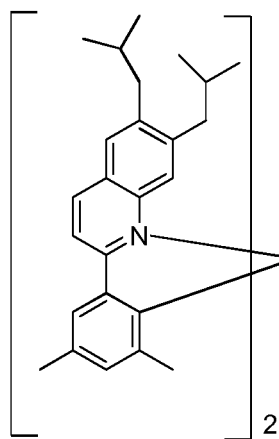


Verbindung 20

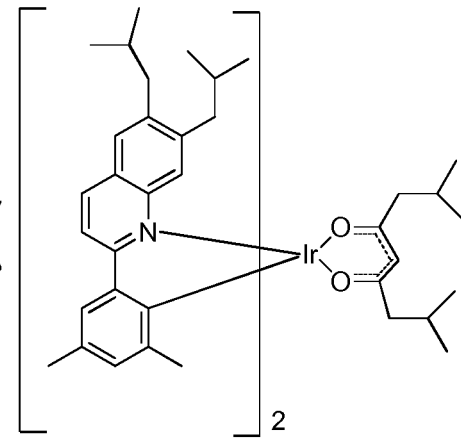
20

25

30



Verbindung 21



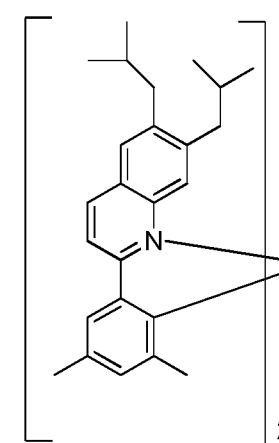
Verbindung 22

35

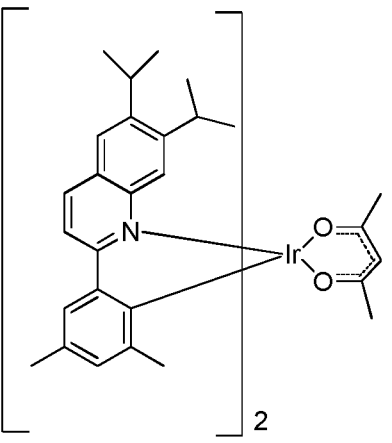
40

45

50



Verbindung 23



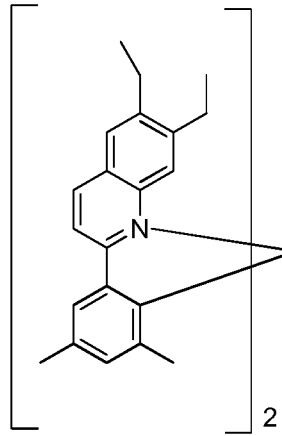
Verbindung 24

55

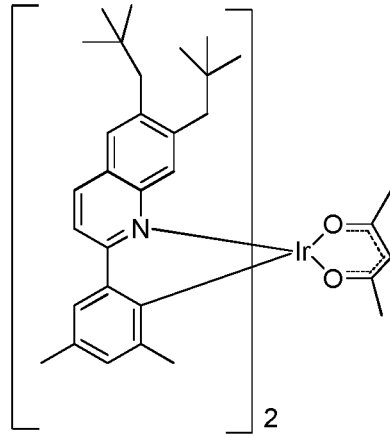
5

10

15



Verbindung 25

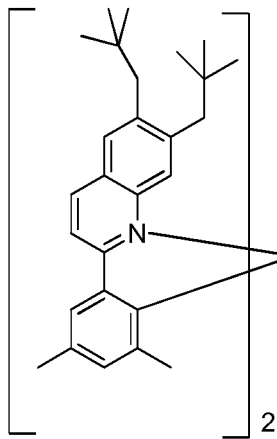


Verbindung 26

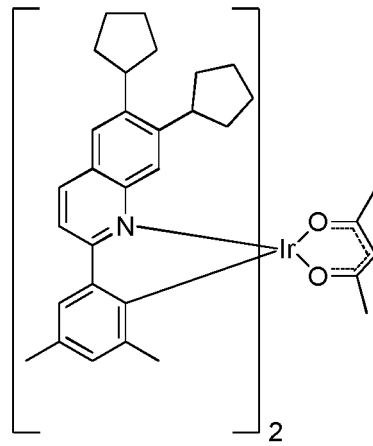
20

25

30



Verbindung 27



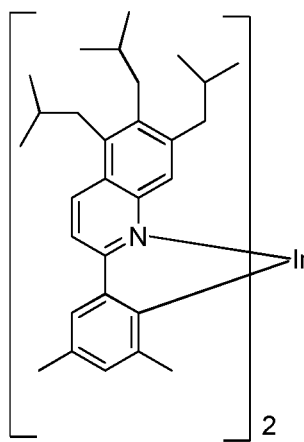
Verbindung 28

35

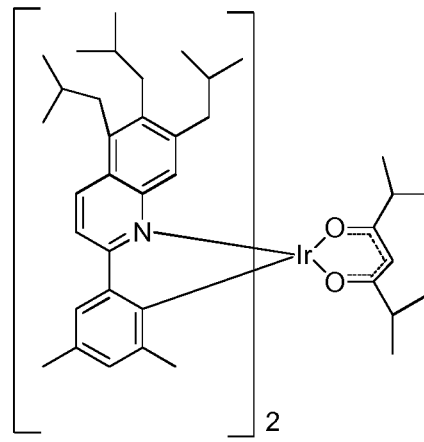
40

45

50



Verbindung 30



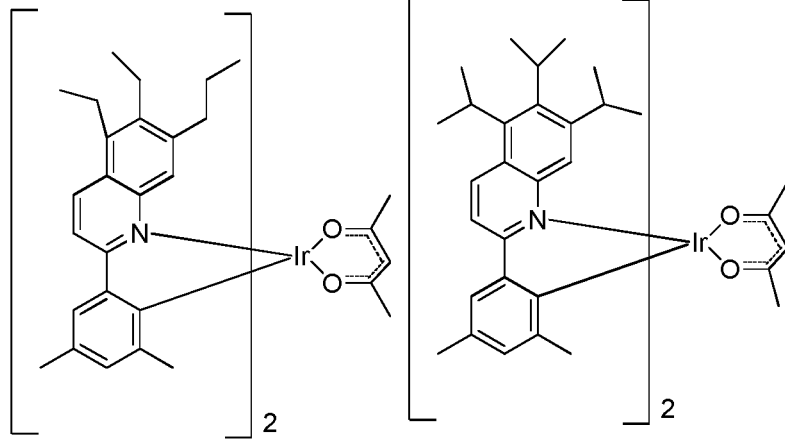
Verbindung 31

55

5

10

15



Verbindung 32

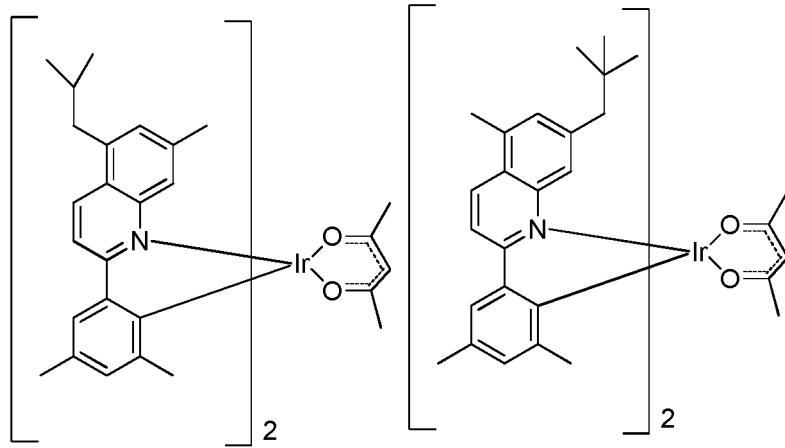
Verbindung 33

20

25

30

35



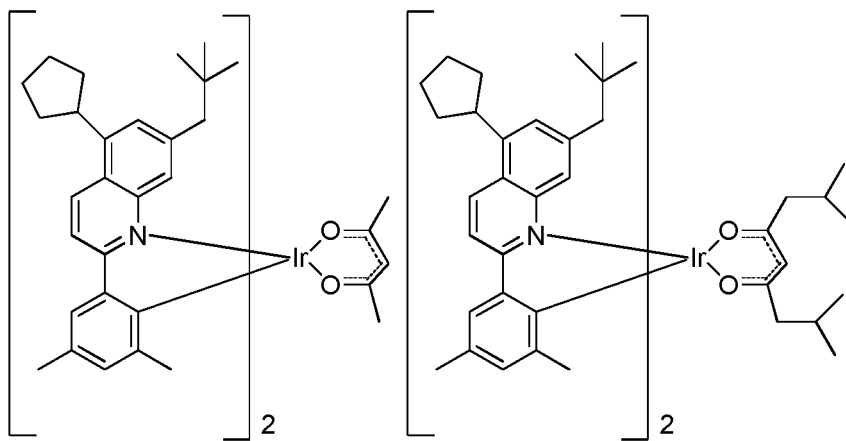
Verbindung 34

Verbindung 35

40

45

50



Verbindung 36

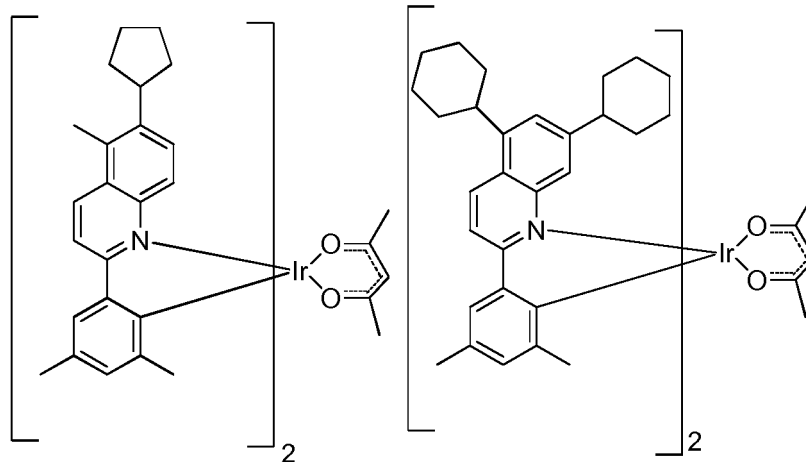
Verbindung 37

55

5

10

15



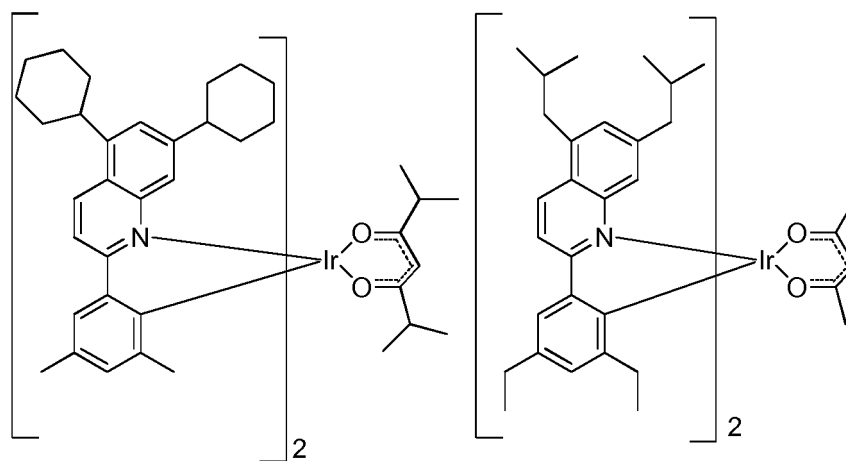
Verbindung 38

Verbindung 53

20

25

30



Verbindung 54

Verbindung 59

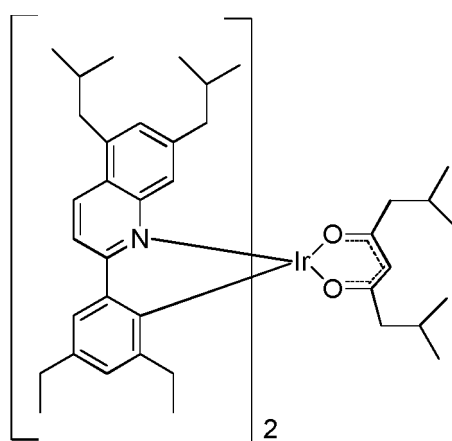
35

und

40

45

50



Verbindung 60

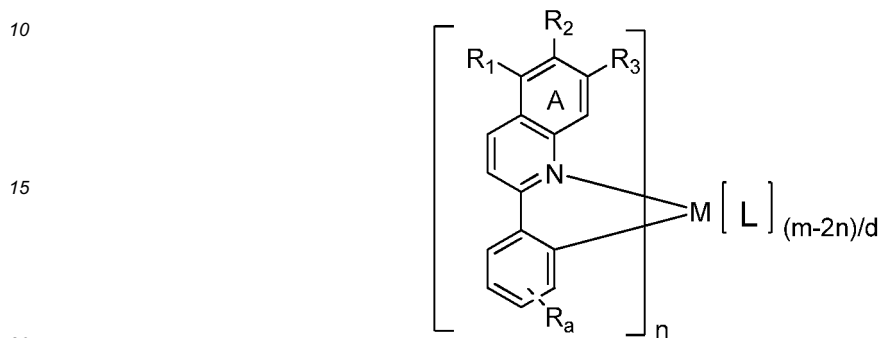
55

14. Eine erste Vorrichtung umfassend eine erste organische lichtemittierende Vorrichtung, ferner umfassend eine Anode; eine Kathode; und

eine organische Schicht, angeordnet zwischen der Anode und der Kathode, umfassend eine Verbindung gemäß einem der vorhergehende Ansprüche.

5 Revendications

1. Composé ayant la formule :



dans laquelle M est Ir,

dans laquelle L est un second ligand,

dans laquelle d est la denticité de L,

25 dans laquelle m est l'indice de coordination maximal du métal M,

dans laquelle n est au moins égal à 1,

dans laquelle chaque élément parmi R₁, R₂ et R₃ est choisi indépendamment parmi le groupe constitué de l'hydrogène, du deutérium, d'un alkyle, d'un cycloalkyle et de combinaisons de ceux-ci,

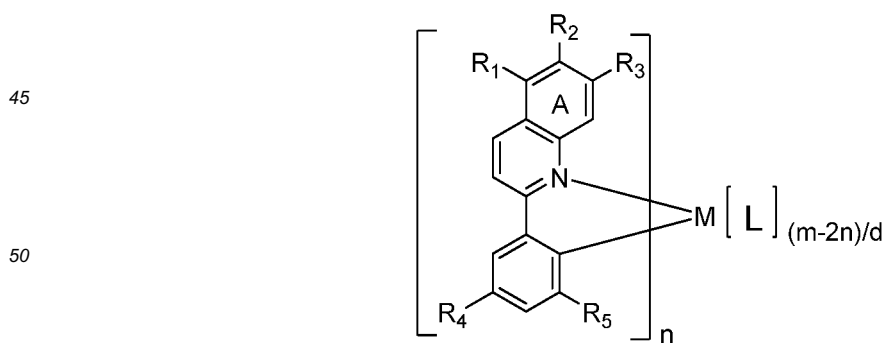
dans laquelle au moins deux éléments parmi R₁, R₂ et R₃ ne sont pas l'hydrogène ou le deutérium,

30 dans laquelle la somme du nombre d'atomes de carbone dans R₁, R₂ et R₃ est au moins égale à 4, et

dans laquelle tout atome de carbone dans R₁, R₂ ou R₃ directement lié au cycle A est un atome de carbone primaire, secondaire ou tertiaire,

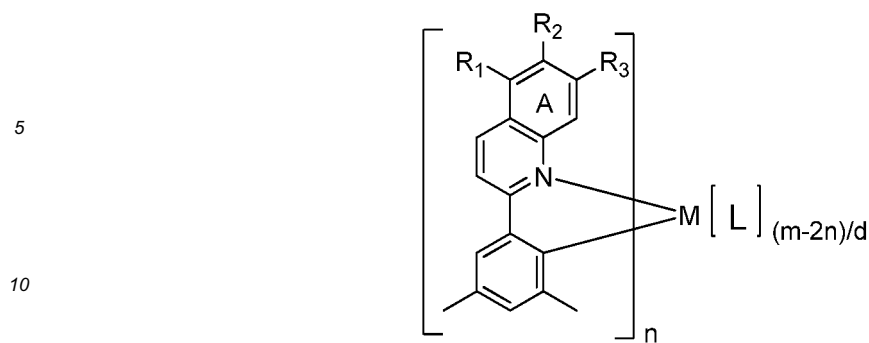
dans laquelle R_a représente une mono-, di-, tri- ou tétra-substitution, et dans laquelle R_a est choisi parmi le groupe constitué de l'hydrogène, du deutérium, d'un halogénure, d'un alkyle, d'un cycloalkyle, d'un hétéroalkyle, d'un arylalkyle, d'un alcoxy, d'un aryloxy, d'un amino, d'un silyle, d'un alcényle, d'un cycloalcényle, d'un hétéroalcényle, d'un alcynyle, d'un aryle, d'un hétéroaryle, d'un acyle, d'un carbonyle, d'acides carboxyliques, d'un ester, d'un nitrile, d'un isonitrile, d'un sulfanyle, d'un sulfynyle, d'un sulfonyle, d'un phosphino et de combinaisons de ceux-ci.

40 2. Composé selon la revendication 1, le composé ayant la formule :



55 dans laquelle R₄ et R₅ sont un alkyle.

3. Composé selon la revendication 2, le composé ayant la formule :



4. Composé selon la revendication 1, dans lequel n est égal à 2.

5. Composé selon la revendication 1, dans lequel L est

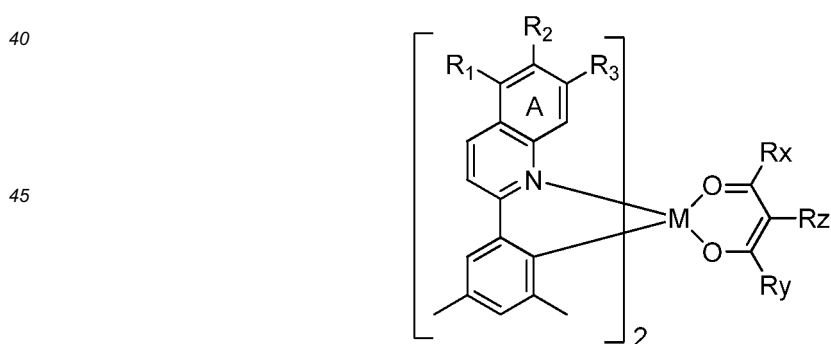


25 et dans lequel R_x , R_y et R_z sont chacun choisis indépendamment les uns des autres parmi le groupe constitué de l'hydrogène, du deutérium, d'un halogénure, d'un alkyle, d'un cycloalkyle, d'un hétéroalkyle, d'un arylalkyle, d'un alcoxy, d'un aryloxy, d'un amino, d'un silyle, d'un alcényle, d'un cycloalcényle, d'un hétéroalcényle, d'un alcynyle, d'un aryle, d'un hétéroaryle, d'un acyle, d'un carbonyle, d'acides carboxyliques, d'un ester, d'un nitrile, d'un isonitrile, d'un sulfanyle, d'un sulfinyle, d'un sulfonyle, d'un phosphino et de combinaisons de ceux-ci.

6. Composé selon la revendication 5, dans lequel R_x , R_y et R_z sont choisis indépendamment les uns des autres parmi le groupe constitué d'un alkyle, de l'hydrogène, du deutérium et de combinaisons de ceux-ci.

7. Composé selon la revendication 6, dans lequel R_z est l'hydrogène ou le deutérium, et R_x et R_y sont choisis indépendamment l'un de l'autre parmi le groupe constitué d'un méthyle, de $\text{CH}(\text{CH}_3)_2$ et de $\text{CH}_2\text{CH}(\text{CH}_3)_2$.

8. Composé selon la revendication 5, le composé ayant la formule :



9. Composé selon la revendication 1, dans lequel R_1 et R_3 sont un alkyle.

10. Composé selon la revendication 1, dans lequel R_1 et R_2 sont un alkyle.

11. Composé selon la revendication 1, dans lequel R_2 et R_3 sont un alkyle.

12. Composé selon la revendication 1, dans lequel R_1 , R_2 et R_3 sont choisis indépendamment les uns des autres parmi

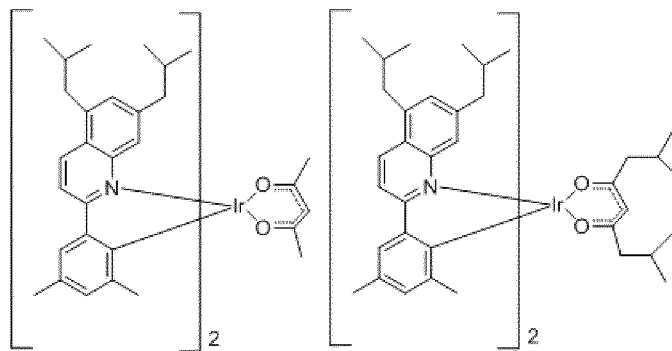
le groupe constitué de : $\text{CH}(\text{CH}_3)_2$, $\text{CH}_2\text{CH}(\text{CH}_3)_2$, $\text{CH}_2\text{C}(\text{CH}_3)_3$, cyclopentyle, cyclohexyle et éthyle.

13. Composé selon la revendication 1, dans lequel le composé est choisi parmi le groupe constitué de :

5

10

15



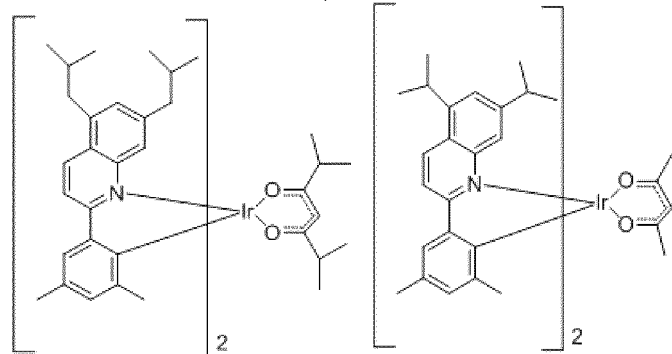
Composé 1

Composé 2

20

25

30



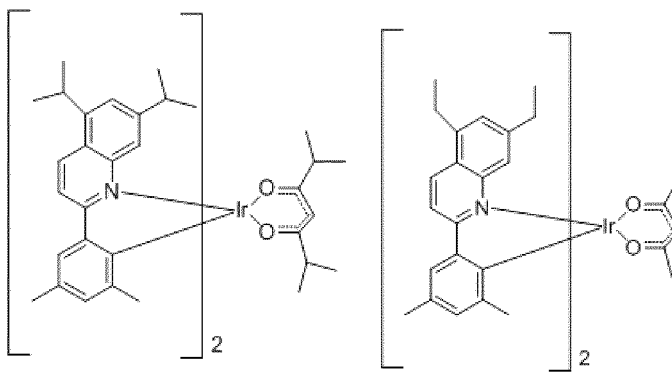
Composé 3

Composé 4

35

40

45



Composé 5

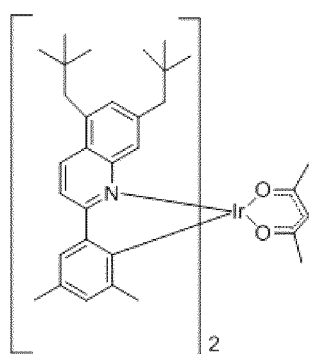
Composé 6

50

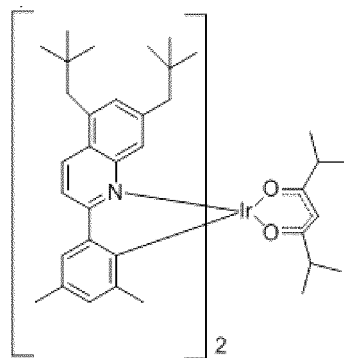
55

5

10



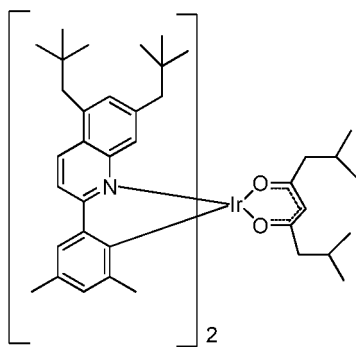
Composé 7



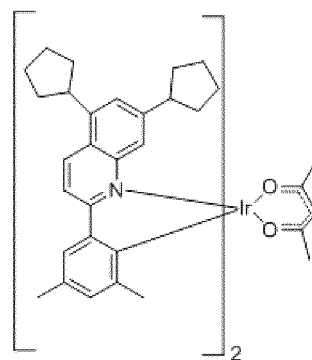
Composé 8

15

20



Composé 9

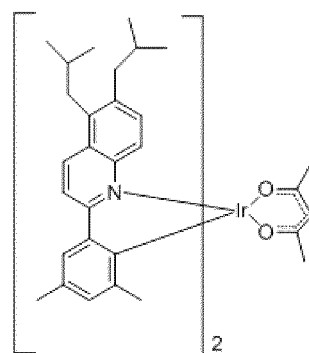


Composé 10

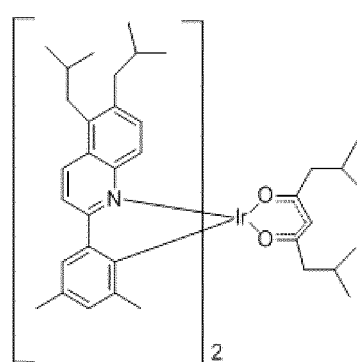
30

35

40



Composé 11



Composé 12

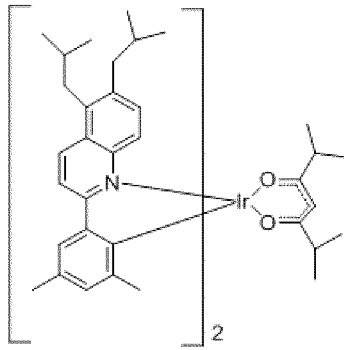
45

50

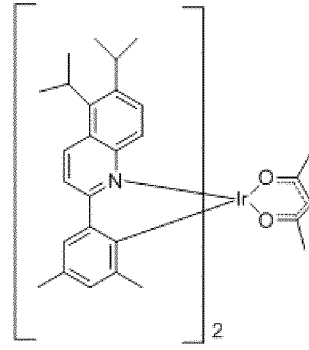
55

5

10



Composé 13

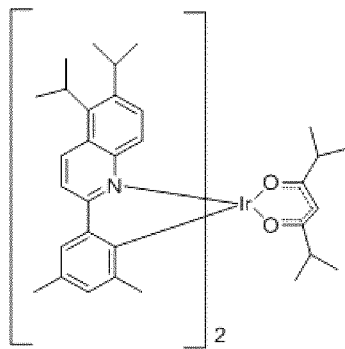


Composé 14

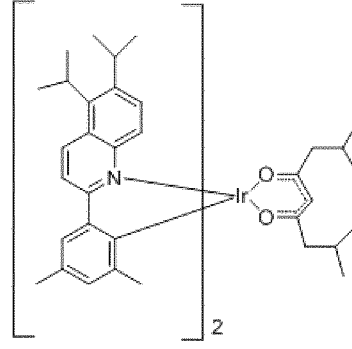
15

20

25



Composé 15

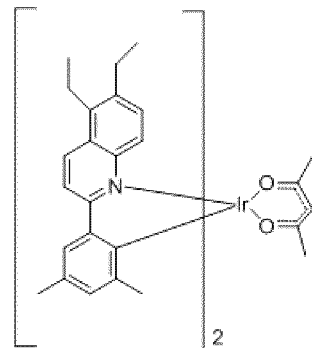


Composé 16

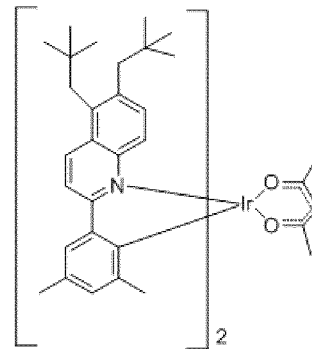
30

35

40



Composé 17



Composé 18

45

50

55

5

10

15

20

25

30

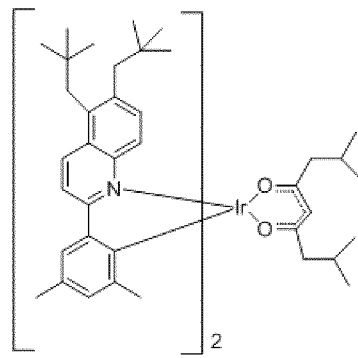
35

40

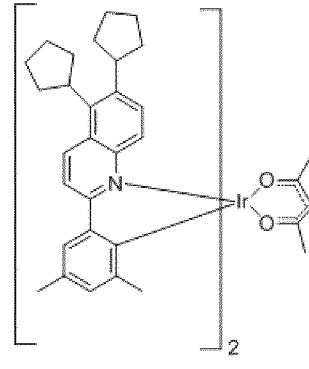
45

50

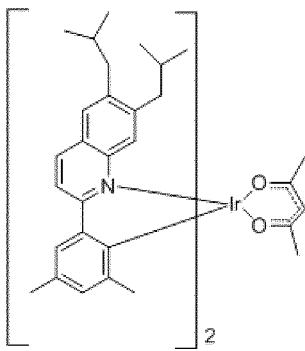
55



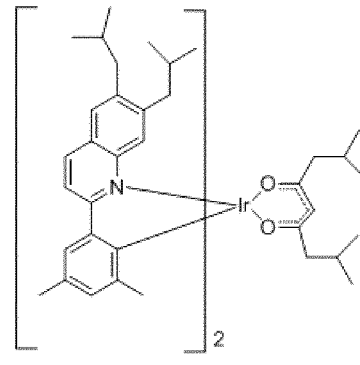
Composé 19



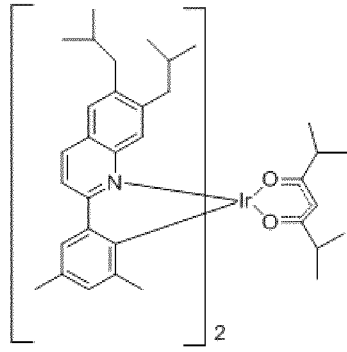
Composé 20



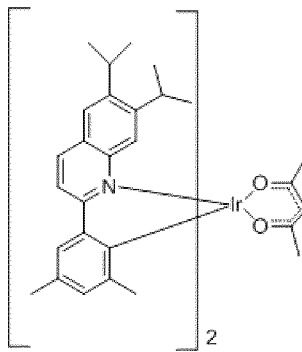
Composé 21



Composé 22



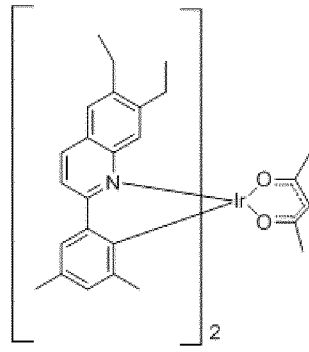
Composé 23



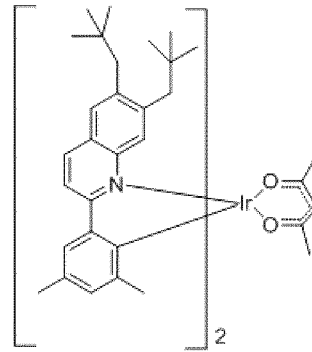
Composé 24

5

10



Composé 25

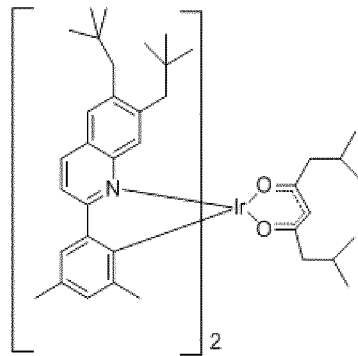


Composé 26

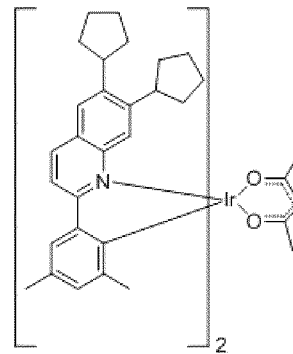
15

20

25



Composé 27

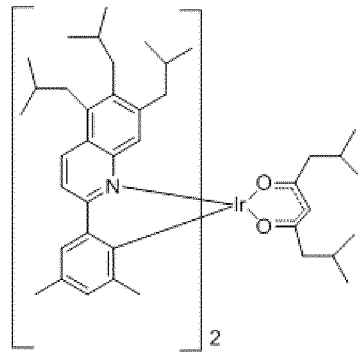


Composé 28

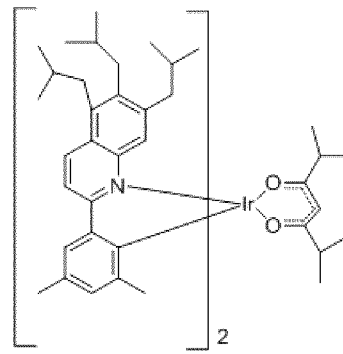
30

35

40



Composé 30



Composé 31

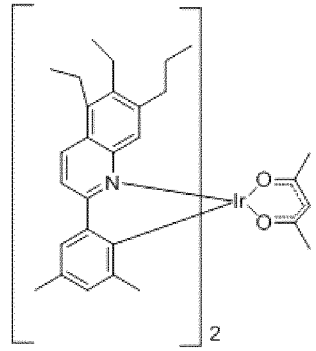
45

50

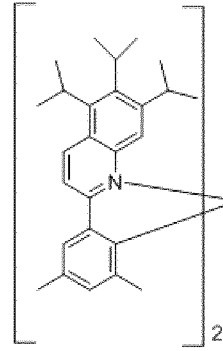
55

5

10



Composé 32

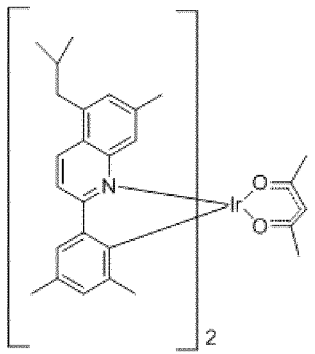


Composé 33

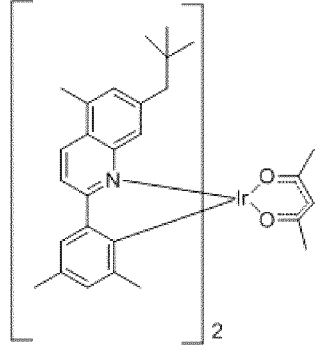
15

20

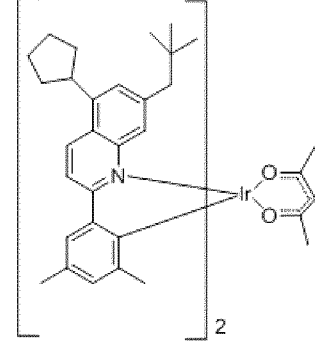
25



Composé 34



Composé 35

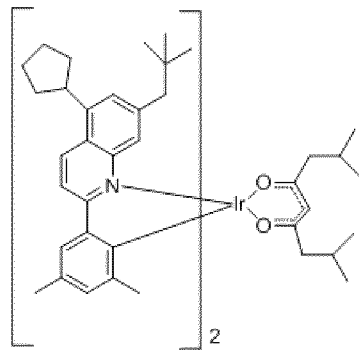


Composé 36

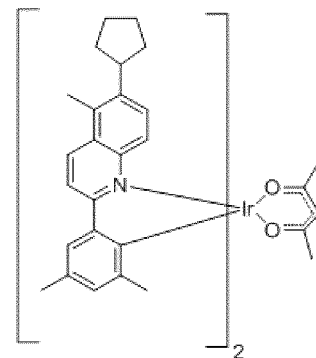
30

35

40



Composé 37



Composé 38

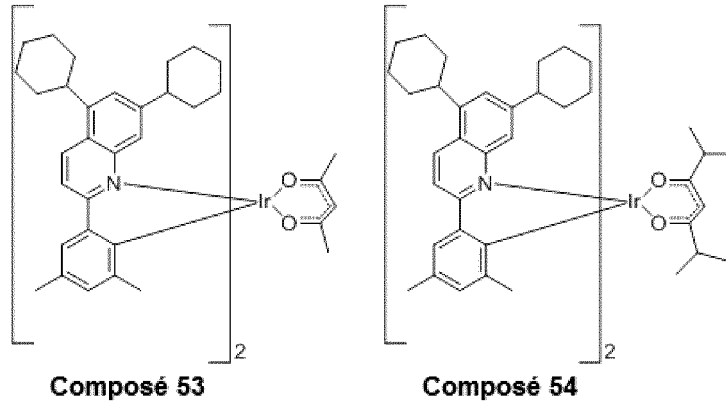
45

50

55

5

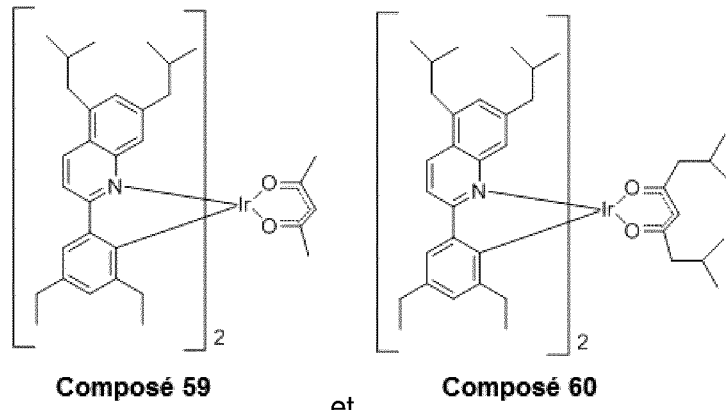
10



15

20

25



et

30

14. Premier dispositif comportant un premier dispositif électroluminescent organique, comportant en outre :

35

une anode,

une cathode, et

40

une couche organique, disposée entre l'anode et la cathode, comportant un composé selon l'une quelconque des revendications précédentes.

45

50

55

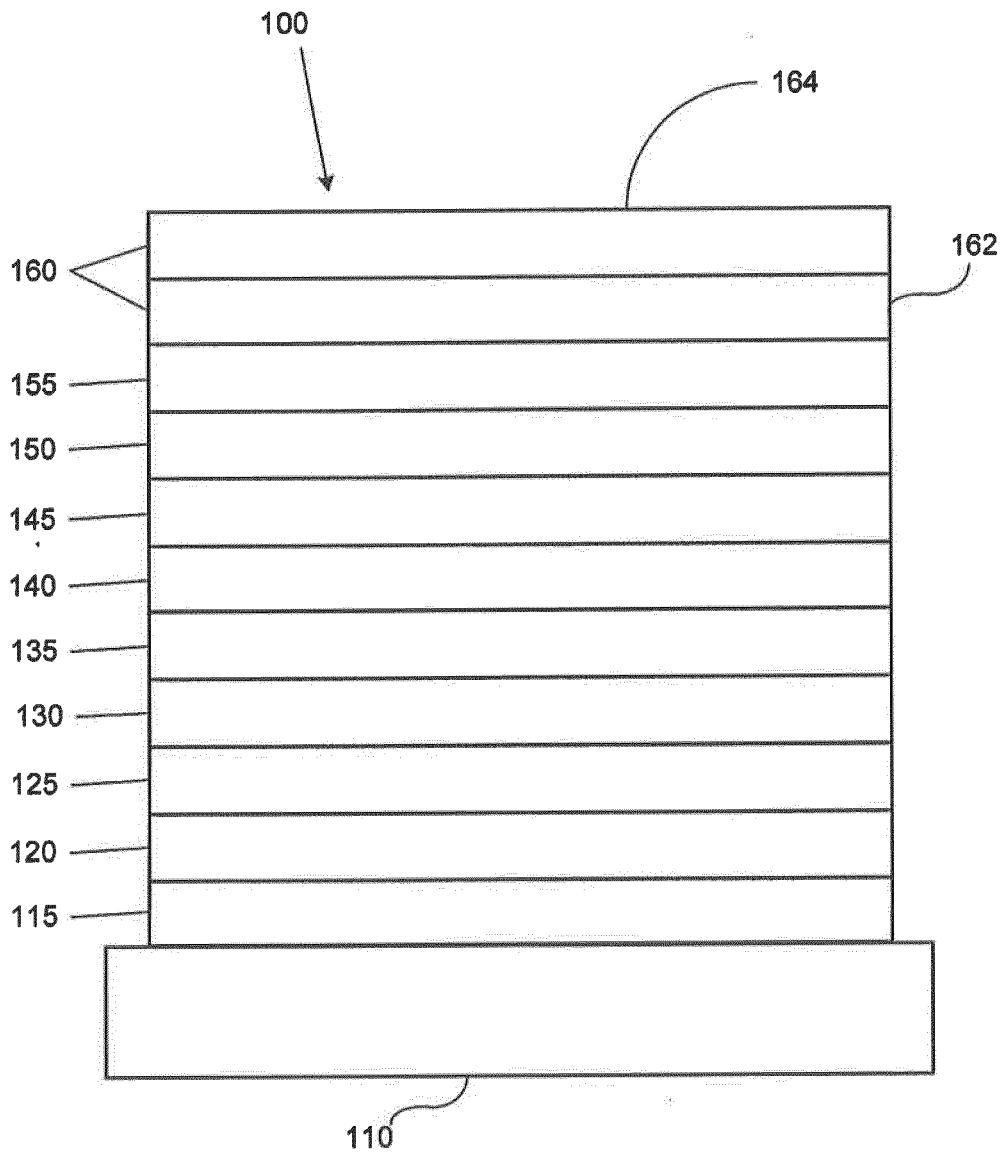


FIGURE 1

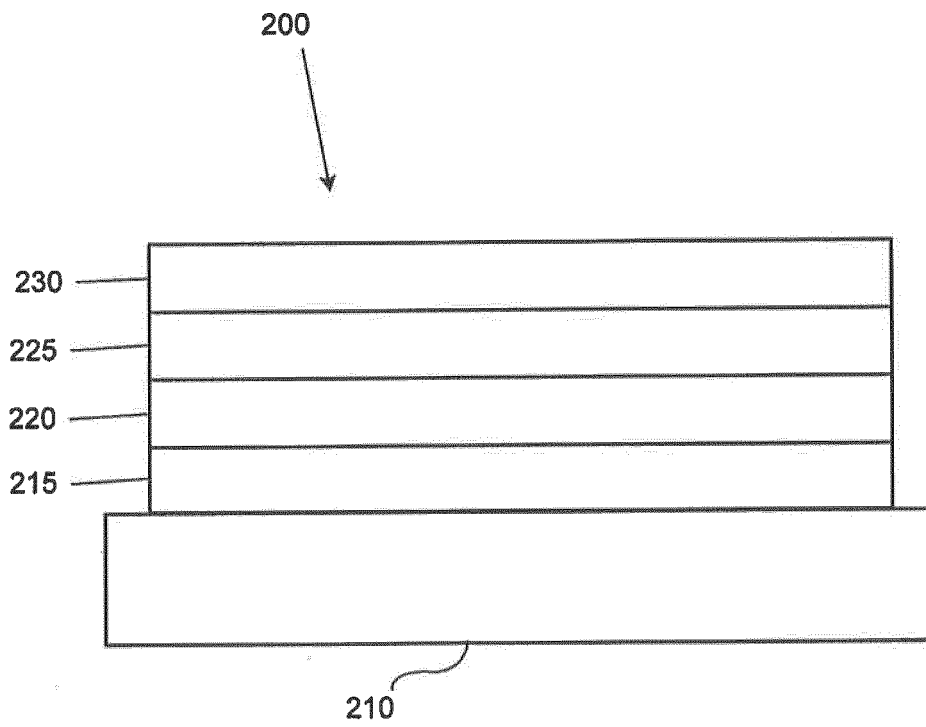
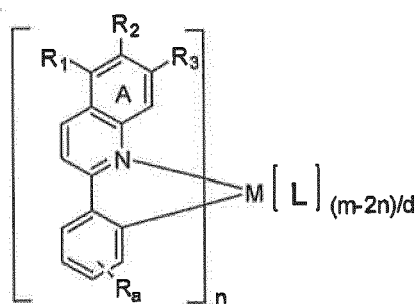


FIGURE 2



Formula I

FIGURE 3

REFERENCES CITED IN THE DESCRIPTION

This list of references cited by the applicant is for the reader's convenience only. It does not form part of the European patent document. Even though great care has been taken in compiling the references, errors or omissions cannot be excluded and the EPO disclaims all liability in this regard.

Patent documents cited in the description

- US 5844363 A [0003] [0034]
- US 6303238 B [0003] [0034]
- US 5707745 A [0003] [0034] [0037]
- US 7279704 B [0013] [0032] [0033] [0041] [0088]
- US 20090085476 A1 [0014]
- US 4769292 A [0031]
- US 20030230980 A [0034]
- US 5703436 A [0034]
- US 6097147 A [0034]
- US 20040174116 A [0034]
- US 5247190 A, Friend [0037]
- US 6091195 A, Forrest [0037]
- US 5834893 A, Bulovic [0037]
- US 6013982 A [0038]
- US 6087196 A [0038]
- US 6337102 B, Forrest [0038]
- US 233470 A [0038]
- US 6294398 B [0038]
- US 6468819 B [0038]
- WO 2007002683 A [0088]
- US 20030162053 A [0088]
- EP 1725079 A1 [0088]
- US 20050123751 A [0088]
- WO 2009018009 A [0088]
- US 20020158242 A [0088]
- US 20060240279 A [0088]
- US 20080220265 A [0088]
- WO 2011075644 A [0088]
- EP 2350216 A [0088]
- US 5061569 A [0088]
- EP 650955 A [0088]
- US 20080124572 A [0088]
- US 20070278938 A [0088]
- US 20080106190 A [0088]
- US 20110163302 A [0088]
- US 20080018221 A [0088]
- US 20060202194 A [0088]
- WO 2005014551 A [0088]
- WO 2006072002 A [0088]
- WO 2009066779 A [0088]
- WO 2009066778 A [0088]
- WO 2009063833 A [0088]
- US 20090045731 A [0088]
- US 20090045730 A [0088]
- WO 2009008311 A [0088]
- US 20090008605 A [0088]
- US 20090009065 A [0088]
- WO 2010056066 A [0088]
- WO 2011086863 A [0088]
- US 20030175553 A [0088]
- WO 2001039234 A [0088]
- US 20060280965 A [0088]
- WO 2009021126 A [0088]
- US 20090309488 A [0088]
- US 20090302743 A [0088]
- US 20100012931 A [0088]
- WO 2008056746 A [0088]
- WO 2010107244 A [0088]
- JP 2008074939 B [0088]
- US 20100187984 A [0088]
- WO 2004093207 A [0088]
- WO 2005089025 A [0088]
- WO 2006132173 A [0088]
- JP 200511610 B [0088]
- JP 2007254297 B [0088]
- WO 2007063796 A [0088]
- WO 2007063754 A [0088]
- WO 2004107822 A [0088]
- US 20050112407 A [0088]
- WO 2005030900 A [0088]
- US 20040137268 A [0088]
- US 20040137267 A [0088]
- US 20070190359 A [0088]
- WO 2006114966 A [0088]
- US 20090167162 A [0088]
- WO 2009086028 A [0088]
- US 20090030202 A [0088]
- US 20090017330 A [0088]
- US 20100084966 A [0088]
- US 20050238919 A [0088]
- WO 2009003898 A [0088]
- EP 2034538 A [0088]
- WO 2006100298 A [0088]
- US 20040115476 A [0088]
- US 20060121308 A [0088]
- US 7154114 B [0088]
- US 2006835469 A [0088]
- US 20070087321 A [0088]
- US 20080261076 A [0088]
- US 20100090591 A [0088]
- WO 2009100991 A [0088]
- WO 2008101842 A [0088]
- US 7232618 B [0088]
- WO 2003040257 A [0088]
- US 20070103060 A [0088]
- US 20050244673 A [0088]
- US 20020034656 A [0088]
- US 7332232 B [0088]

- US 20090108737 A [0088]
- WO 2010028151 A [0088]
- EP 1841834 B [0088]
- US 20060127696 A [0088]
- US 20090039776 A [0088]
- US 6921915 B [0088]
- US 20100244004 A [0088]
- US 6687266 B [0088]
- US 20060008670 A [0088]
- JP 2007123392 B [0088]
- WO 2010086089 A [0088]
- WO 2011044988 A [0088]
- WO 2009050290 A [0088]
- US 20090165846 A [0088]
- US 20080015355 A [0088]
- US 20010015432 A [0088]
- US 20100295032 A [0088]
- US 7250226 B [0088]
- US 7396598 B [0088]
- WO 2002015645 A [0088]
- US 20060263635 A [0088]
- US 20060182992 A [0088]
- WO 2009000673 A [0088]
- US 20070111026 A [0088]
- US 20030138657 A [0088]
- US 20030152802 A [0088]
- US 7090928 B [0088]
- WO 2002002714 A [0088]
- WO 2006009024 A [0088]
- US 20060251923 A [0088]
- US 20110057559 A [0088]
- US 20110204333 A [0088]
- US 7393599 B [0088]
- WO 2006056418 A [0088]
- US 20050260441 A [0088]
- WO 2005019373 A [0088]
- US 7534505 B [0088]
- WO 2011051404 A [0088]
- US 7445855 B [0088]
- US 20080297033 A [0088]
- US 20100148663 A [0088]
- US 7338722 B [0088]
- US 20020134984 A [0088]
- WO 2005123873 A [0088]
- WO 2007004380 A [0088]
- WO 2006082742 A [0088]
- WO 2006098120 A [0088]
- WO 2006103874 A [0088]
- US 7655323 B [0088]
- US 20050025993 A [0088]
- WO 2008132085 A [0088]
- WO 2010079051 A [0088]
- WO 2003060956 A [0088]
- US 20090179554 A [0088]
- US 20090115316 A [0088]
- US 7230107 B [0088]
- US 20090101870 A [0088]
- US 20040036077 A [0088]
- US 6528187 B [0088]

Non-patent literature cited in the description

- **BALDO et al.** Highly Efficient Phosphorescent Emission from Organic Electroluminescent Devices. *Nature*, 1998, vol. 395, 151-154 [0032]
- **BALDO et al.** Very high-efficiency green organic light-emitting devices based on electrophosphorescence. *Appl. Phys. Lett.*, 1999, vol. 75 (3), 4-6 [0032]
- *Appl. Phys. Lett.*, 1996, vol. 69, 2160 [0088]
- *J. Lumin.*, 1997, vol. 72-74, 985 [0088]
- *Appl. Phys. Lett.*, 2001, vol. 78, 673 [0088]
- *Synth. Met.*, 1997, vol. 87, 171 [0088]
- *SID Symposium Digest*, 2006, vol. 37, 923 [0088]
- *Appl. Phys. Lett.*, 1987, vol. 51, 913 [0088]
- *J. Mater. Chem.*, 1993, vol. 3, 319 [0088]
- *Appl. Phys. Lett.*, 2007, vol. 90, 183503 [0088]
- *Synth. Met.*, 1997, vol. 91, 209 [0088]
- *Adv. Mater.*, 1994, vol. 6, 677 [0088]
- *Synth. Met.*, 2000, vol. 111, 421 [0088]
- *Chem. Mater.*, 2003, vol. 15, 3148 [0088]
- *Appl. Phys. Lett.*, 2001, vol. 78, 1622 [0088]
- *Nature*, 1998, vol. 395, 151 [0088]
- *Appl. Phys. Lett.*, 2007, vol. 90, 123509 [0088]
- *Org. Electron.*, 2000, vol. 1, 15 [0088]
- *Appl. Phys. Lett.*, 2000, vol. 77, 2280 [0088]
- *J. Appl. Phys.*, 2001, vol. 90, 5048 [0088]
- *Appl. Phys. Lett.*, 2003, vol. 82, 2422 [0088]
- *Adv. Mater.*, 2007, vol. 19, 739 [0088]
- *Chem. Mater.*, 2005, vol. 17, 3532 [0088]
- *Adv. Mater.*, 2005, vol. 17, 1059 [0088]
- *Inorg. Chem.*, 2001, vol. 40, 1704 [0088]
- *Chem. Mater.*, 2004, vol. 16, 2480 [0088]
- *Adv. Mater.*, 2004, vol. 16, 2003 [0088]
- *Angew. Chem. Int. Ed.*, 2006, vol. 45, 7800 [0088]
- *Appl. Phys. Lett.*, 2005, vol. 86, 153505 [0088]
- *Chem. Lett.*, 2005, vol. 34, 592 [0088]
- *Chem. Commun.*, 2005, 2906 [0088]
- *Inorg. Chem.*, 2003, vol. 42, 1248 [0088]
- *Angew. Chem. Int. Ed.*, 2008, vol. 47, 1 [0088]
- *Chem. Mater.*, 2006, vol. 18, 5119 [0088]
- *Inorg. Chem.*, 2007, vol. 46, 4308 [0088]
- *Organometallics*, 2004, vol. 23, 3745 [0088]
- *Appl. Phys. Lett.*, 1999, vol. 74, 1361 [0088]
- *Appl. Phys. Lett.*, 1999, vol. 75, 4 [0088]
- *Appl. Phys. Lett.*, 2001, vol. 79, 449 [0088]
- *Appl. Phys. Lett.*, 2002, vol. 81, 162 [0088]
- *Appl. Phys. Lett.*, 2001, vol. 79, 156 [0088]
- *Appl. Phys. Lett.*, 2006, vol. 89, 063504 [0088]
- *Chem. Lett.*, 1993, vol. 5, 905 [0088]
- *Appl. Phys. Lett.*, 2007, vol. 91, 263503 [0088]

EP 2 594 572 B1

- *Appl. Phys. Lett.*, 1999, vol. 74, 865 [0088]
- *Appl. Phys. Lett.*, 1989, vol. 55, 1489 [0088]
- *Jpn. J. Apply. Phys.*, 1993, vol. 32, L917 [0088]
- *Org. Electron.*, 2003, vol. 4, 113 [0088]
- *J. Am. Chem. Soc.*, 1998, vol. 120, 9714 [0088]
- *J. Am. Chem. Soc.*, 2000, vol. 122, 1832 [0088]

专利名称(译)	有机发光材料		
公开(公告)号	EP2594572B1	公开(公告)日	2019-04-24
申请号	EP2012192327	申请日	2012-11-13
[标]申请(专利权)人(译)	环球展览公司		
申请(专利权)人(译)	通用显示器公司		
当前申请(专利权)人(译)	通用显示器公司		
[标]发明人	MA BIN DEANGELIS ALAN XIA CHUANJUN		
发明人	MA, BIN DEANGELIS, ALAN XIA, CHUANJUN		
IPC分类号	C09K11/06 H01L51/00 C07F15/00 H01L51/50		
CPC分类号	C07F15/0033 C09K11/06 C09K2211/1029 C09K2211/185 H01L51/001 H01L51/0081 H01L51/0085 H01L51/5016		
优先权	13/301179 2011-11-21 US		
其他公开文献	EP2594572A1		
外部链接	Espacenet		

摘要(译)

提供了含有2-苯基喹啉配体的新型磷光金属配合物，其在喹啉环上具有至少两个取代基。所公开的化合物具有低升华温度，其允许易于纯化和制造成各种OLED装置。

